



# Inductors for High Frequency

Multilayer Ceramic

## MLG series

---

<b>MLG0603S</b>	<b>0603 [0201 inch]*</b>
<b>MLG1005S</b>	<b>1005 [0402 inch]</b>
<b>MLG1608</b>	<b>1608 [0603 inch]</b>

\* Dimensions Code JIS[EIA]

---

## REMINDERS FOR USING THESE PRODUCTS

Before using these products, be sure to request the delivery specifications.

### SAFETY REMINDERS

Please pay sufficient attention to the warnings for safe designing when using these products.

#### REMINDERS

- The storage period is less than 12 months. Be sure to follow the storage conditions (Temperature: 5 to 40°C, Humidity: 10 to 75% RH or less).  
If the storage period elapses, the soldering of the terminal electrodes may deteriorate.
- Do not use or store in locations where there are conditions such as gas corrosion (salt, acid, alkali, etc.).
- Before soldering, be sure to preheat components.  
The preheating temperature should be set so that the temperature difference between the solder temperature and chip temperature does not exceed 150°C.
- Soldering corrections after mounting should be within the range of the conditions determined in the specifications.  
If overheated, a short circuit, performance deterioration, or lifespan shortening may occur.
- When embedding a printed circuit board where a chip is mounted to a set, be sure that residual stress is not given to the chip due to the overall distortion of the printed circuit board and partial distortion such as at screw tightening portions.
- Self heating (temperature increase) occurs when the power is turned ON, so the tolerance should be sufficient for the set thermal design.
- Carefully lay out the coil for the circuit board design of the non-magnetic shield type.  
A malfunction may occur due to magnetic interference.
- Use a wrist band to discharge static electricity in your body through the grounding wire.
- Do not expose the products to magnets or magnetic fields.
- Do not use for a purpose outside of the contents regulated in the delivery specifications.
- The products listed on this catalog are intended for use in general electronic equipment (AV equipment, telecommunications equipment, home appliances, amusement equipment, computer equipment, personal equipment, office equipment, measurement equipment, industrial robots) under a normal operation and use condition.  
The products are not designed or warranted to meet the requirements of the applications listed below, whose performance and/or quality require a more stringent level of safety or reliability, or whose failure, malfunction or trouble could cause serious damage to society, person or property.  
If you intend to use the products in the applications listed below or if you have special requirements exceeding the range or conditions set forth in the each catalog, please contact us.

- (1) Aerospace/Aviation equipment
- (2) Transportation equipment (cars, electric trains, ships, etc.)
- (3) Medical equipment
- (4) Power-generation control equipment
- (5) Atomic energy-related equipment
- (6) Seabed equipment
- (7) Transportation control equipment

- (8) Public information-processing equipment
- (9) Military equipment
- (10) Electric heating apparatus, burning equipment
- (11) Disaster prevention/crime prevention equipment
- (12) Safety equipment
- (13) Other applications that are not considered general-purpose applications

When designing your equipment even for general-purpose applications, you are kindly requested to take into consideration securing protection circuit/device or providing backup circuits in your equipment.

# Inductors for High Frequency Circuits

## Multilayer Ceramic

Product compatible with RoHS directive  
Halogen-free  
Compatible with lead-free solders

## Overview of the MLG Series

### FEATURES

- Advanced monolithic structure is formed using a multilayering and sintering process with ceramic and conductive materials for High-frequency.

### APPLICATION

Smart phones, tablet terminals, high frequency modules (PAs, VCOs, FEMs, etc.), Bluetooth, W-LAN, UWB, tuners and other high frequency circuits for the mobile communication industry

### PART NUMBER CONSTRUCTION

MLG	0603	S	0N3	S	T	000		
Series name	LxWxH Dimensions (mm)		Product internal code	Inductance (nH)		Inductance tolerance	Packaging style	Internal code
	0603	0.6x0.3x0.3	B	1N1	1.1	B ±0.1nH	T Taping	000
	1005	1.0x0.5x0.5	S	11N	11	C ±0.2nH		
	1608	1.6x0.8x0.8		R10	100	S ±0.3nH		
				1R0	1000	D ±0.5nH		
						H ±3%		
						J ±5%		

### OPERATING TEMPERATURE RANGE, PACKAGE QUANTITY, PRODUCT WEIGHT

Type	Temperature range		Package quantity (pieces/reel)	Individual weight (mg)
	Operating temperature (°C)	Storage temperature* (°C)		
	MLG0603S	-55 to +125		
MLG1005S	-55 to +125	-55 to +125	10000	1
MLG1608	-55 to +125	-55 to +125	4000	4

\* The Storage temperature range is for after the circuit board is mounted.

- RoHS Directive Compliant Product: See the following for more details related to RoHS Directive compliant products. <http://www.tdk.co.jp/rohs/>
- Halogen-free: Indicates that Cl content is less than 900ppm, Br content is less than 900ppm, and that the total Cl and Br content is less than 1500ppm.

• All specifications are subject to change without notice.

# Overview of the MLG Series

## RECOMMENDED REFLOW PROFILE



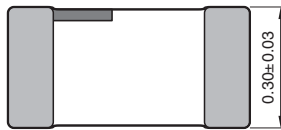
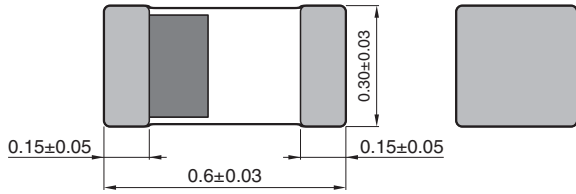
Preheating			Soldering		Peak	
Temp.	Temp.	Time	Temp.	Time	Temp.	Time
T1	T2	t1	T3	t2	T4	t3
150°C	180°C	60 to 120s	230°C	30 to 60s	250 to 260°C	10s max.

MLGseries

## MLG0603S Type

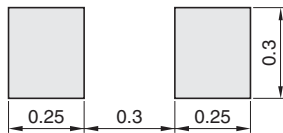


## ■ SHAPE &amp; DIMENSIONS



Dimensions in mm

## ■ RECOMMENDED LAND PATTERN



Dimensions in mm

MLG<sub>series</sub> **MLG0603S Type**

## ■ ELECTRICAL CHARACTERISTICS

## □ CHARACTERISTICS SPECIFICATION TABLE

L (nH)	Tolerance	Q min.	L, Q measuring frequency (MHz)	Self-resonant frequency (GHz)		DC resistance (Ω)		Rated current (mA) max.	Part No.*
				min.	typ.	max.	typ.		
0.3	±0.1nH	—	100	10.0	20up	0.1	0.02	600	MLG0603S0N3BT000
0.3	±0.2nH	—	100	10.0	20up	0.1	0.02	600	MLG0603S0N3CT000
0.4	±0.1nH	—	100	10.0	20up	0.1	0.02	600	MLG0603S0N4BT000
0.4	±0.2nH	—	100	10.0	20up	0.1	0.02	600	MLG0603S0N4CT000
0.5	±0.1nH	—	100	10.0	20up	0.1	0.02	600	MLG0603S0N5BT000
0.5	±0.2nH	—	100	10.0	20up	0.1	0.02	600	MLG0603S0N5CT000
0.6	±0.1nH	—	100	10.0	20up	0.1	0.02	600	MLG0603S0N6BT000
0.6	±0.2nH	—	100	10.0	20up	0.1	0.02	600	MLG0603S0N6CT000
0.7	±0.1nH	—	100	10.0	16.3	0.1	0.02	600	MLG0603S0N7BT000
0.7	±0.2nH	—	100	10.0	16.3	0.1	0.02	600	MLG0603S0N7CT000
0.8	±0.1nH	—	100	10.0	16.1	0.1	0.03	600	MLG0603S0N8BT000
0.8	±0.2nH	—	100	10.0	16.1	0.1	0.03	600	MLG0603S0N8CT000
0.9	±0.1nH	—	100	10.0	13.8	0.1	0.03	600	MLG0603S0N9BT000
0.9	±0.2nH	—	100	10.0	13.8	0.1	0.03	600	MLG0603S0N9CT000
1.0	±0.1nH	4	100	10.0	14.4	0.1	0.04	600	MLG0603S1N0BT000
1.0	±0.2nH	4	100	10.0	14.4	0.1	0.04	600	MLG0603S1N0CT000
1.0	±0.3nH	4	100	10.0	14.4	0.1	0.04	600	MLG0603S1N0ST000
1.1	±0.1nH	4	100	10.0	13.6	0.15	0.04	550	MLG0603S1N1BT000
1.1	±0.2nH	4	100	10.0	13.6	0.15	0.04	550	MLG0603S1N1CT000
1.1	±0.3nH	4	100	10.0	13.6	0.15	0.04	550	MLG0603S1N1ST000
1.2	±0.1nH	4	100	10.0	12.3	0.15	0.06	550	MLG0603S1N2BT000
1.2	±0.2nH	4	100	10.0	12.3	0.15	0.06	550	MLG0603S1N2CT000
1.2	±0.3nH	4	100	10.0	12.3	0.15	0.06	550	MLG0603S1N2ST000
1.3	±0.1nH	4	100	9.0	11.4	0.15	0.07	550	MLG0603S1N3BT000
1.3	±0.2nH	4	100	9.0	11.4	0.15	0.07	550	MLG0603S1N3CT000
1.3	±0.3nH	4	100	9.0	11.4	0.15	0.07	550	MLG0603S1N3ST000
1.5	±0.1nH	4	100	9.0	10.4	0.15	0.07	550	MLG0603S1N5BT000
1.5	±0.2nH	4	100	9.0	10.4	0.15	0.07	550	MLG0603S1N5CT000
1.5	±0.3nH	4	100	9.0	10.4	0.15	0.07	550	MLG0603S1N5ST000
1.6	±0.1nH	4	100	9.0	11.5	0.2	0.09	500	MLG0603S1N6BT000
1.6	±0.2nH	4	100	9.0	11.5	0.2	0.09	500	MLG0603S1N6CT000
1.6	±0.3nH	4	100	9.0	11.5	0.2	0.09	500	MLG0603S1N6ST000
1.8	±0.1nH	4	100	8.5	10.0	0.2	0.12	500	MLG0603S1N8BT000
1.8	±0.2nH	4	100	8.5	10.0	0.2	0.12	500	MLG0603S1N8CT000
1.8	±0.3nH	4	100	8.5	10.0	0.2	0.12	500	MLG0603S1N8ST000
2.0	±0.1nH	4	100	8.2	9.8	0.25	0.14	400	MLG0603S2N0BT000
2.0	±0.2nH	4	100	8.2	9.8	0.25	0.14	400	MLG0603S2N0CT000
2.0	±0.3nH	4	100	8.2	9.8	0.25	0.14	400	MLG0603S2N0ST000
2.2	±0.1nH	4	100	8.0	8.9	0.25	0.14	400	MLG0603S2N2BT000
2.2	±0.2nH	4	100	8.0	8.9	0.25	0.14	400	MLG0603S2N2CT000
2.2	±0.3nH	4	100	8.0	8.9	0.25	0.14	400	MLG0603S2N2ST000
2.4	±0.1nH	4	100	8.0	9.2	0.25	0.15	300	MLG0603S2N4BT000
2.4	±0.2nH	4	100	8.0	9.2	0.25	0.15	300	MLG0603S2N4CT000
2.4	±0.3nH	4	100	8.0	9.2	0.25	0.15	300	MLG0603S2N4ST000

\* Please contact us for ±2% inductance tolerance (code G) products.

## ○ Measurement equipment

Measurement item	Product No.	Manufacturer
L, Q	4291B+16197A	Agilent Technologies
Self-resonant frequency	8720C	Agilent Technologies
DC resistance	Type-7561	Yokogawa

\* Equivalent measurement equipment may be used.

• All specifications are subject to change without notice.

MLGseries **MLG0603S Type**

## ■ ELECTRICAL CHARACTERISTICS

## □ CHARACTERISTICS SPECIFICATION TABLE

L (nH)	Tolerance	Q min.	L, Q measuring frequency (MHz)	Self-resonant frequency (GHz)		DC resistance ( $\Omega$ )		Rated current (mA) max.	Part No.*
				min.	typ.	max.	typ.		
2.7	$\pm 0.1$ nH	4	100	6.5	8.1	0.25	0.15	300	MLG0603S2N7BT000
2.7	$\pm 0.2$ nH	4	100	6.5	8.1	0.25	0.15	300	MLG0603S2N7CT000
2.7	$\pm 0.3$ nH	4	100	6.5	8.1	0.25	0.15	300	MLG0603S2N7ST000
3.0	$\pm 0.1$ nH	4	100	6.2	7.8	0.3	0.20	300	MLG0603S3N0BT000
3.0	$\pm 0.2$ nH	4	100	6.2	7.8	0.3	0.20	300	MLG0603S3N0CT000
3.0	$\pm 0.3$ nH	4	100	6.2	7.8	0.3	0.20	300	MLG0603S3N0ST000
3.3	$\pm 0.1$ nH	4	100	5.8	7.0	0.35	0.23	300	MLG0603S3N3BT000
3.3	$\pm 0.2$ nH	4	100	5.8	7.0	0.35	0.23	300	MLG0603S3N3CT000
3.3	$\pm 0.3$ nH	4	100	5.8	7.0	0.35	0.23	300	MLG0603S3N3ST000
3.6	$\pm 0.1$ nH	4	100	5.5	6.9	0.35	0.22	300	MLG0603S3N6BT000
3.6	$\pm 0.2$ nH	4	100	5.5	6.9	0.35	0.22	300	MLG0603S3N6CT000
3.6	$\pm 0.3$ nH	4	100	5.5	6.9	0.35	0.22	300	MLG0603S3N6ST000
3.9	$\pm 0.1$ nH	5	100	5.0	6.6	0.4	0.27	300	MLG0603S3N9BT000
3.9	$\pm 0.2$ nH	5	100	5.0	6.6	0.4	0.27	300	MLG0603S3N9CT000
3.9	$\pm 0.3$ nH	5	100	5.0	6.6	0.4	0.27	300	MLG0603S3N9ST000
4.3	$\pm 3\%$	5	100	5.0	6.4	0.4	0.27	300	MLG0603S4N3HT000
4.3	$\pm 0.3$ nH	5	100	5.0	6.4	0.4	0.27	300	MLG0603S4N3ST000
4.7	$\pm 0.3$ nH	5	100	4.5	5.4	0.45	0.28	300	MLG0603S4N7ST000
4.7	$\pm 3\%$	5	100	4.5	5.4	0.45	0.28	300	MLG0603S4N7HT000
5.1	$\pm 3\%$	5	100	4.5	5.5	0.45	0.23	250	MLG0603S5N1HT000
5.1	$\pm 0.3$ nH	5	100	4.5	5.5	0.45	0.23	250	MLG0603S5N1ST000
5.6	$\pm 0.3$ nH	5	100	4.2	5.3	0.5	0.31	250	MLG0603S5N6ST000
5.6	$\pm 3\%$	5	100	4.2	5.3	0.5	0.31	250	MLG0603S5N6HT000
6.2	$\pm 0.3$ nH	5	100	4.2	5.1	0.55	0.32	250	MLG0603S6N2ST000
6.2	$\pm 3\%$	5	100	4.2	5.1	0.55	0.32	250	MLG0603S6N2HT000
6.8	$\pm 3\%$	5	100	3.6	4.4	0.6	0.32	250	MLG0603S6N8HT000
6.8	$\pm 5\%$	5	100	3.6	4.4	0.6	0.32	250	MLG0603S6N8JT000
7.5	$\pm 3\%$	5	100	4.2	5.3	0.7	0.43	200	MLG0603S7N5HT000
7.5	$\pm 5\%$	5	100	4.2	5.3	0.7	0.43	200	MLG0603S7N5JT000
8.2	$\pm 3\%$	5	100	3.8	4.5	0.7	0.45	200	MLG0603S8N2HT000
8.2	$\pm 5\%$	5	100	3.8	4.5	0.7	0.45	200	MLG0603S8N2JT000
9.1	$\pm 3\%$	5	100	3.4	4.9	0.8	0.51	200	MLG0603S9N1HT000
9.1	$\pm 5\%$	5	100	3.4	4.9	0.8	0.51	200	MLG0603S9N1JT000
10	$\pm 3\%$	5	100	3.2	4.1	0.8	0.53	200	MLG0603S10NHT000
10	$\pm 5\%$	5	100	3.2	4.1	0.8	0.53	200	MLG0603S10NJT000
11	$\pm 3\%$	6	100	3.0	3.7	0.8	0.53	200	MLG0603S11NHT000
11	$\pm 5\%$	6	100	3.0	3.7	0.8	0.53	200	MLG0603S11NJT000
12	$\pm 3\%$	6	100	2.8	3.6	0.9	0.63	180	MLG0603S12NHT000
12	$\pm 5\%$	6	100	2.8	3.6	0.9	0.63	180	MLG0603S12NJT000
13	$\pm 3\%$	6	100	2.7	3.4	0.9	0.60	180	MLG0603S13NHT000
13	$\pm 5\%$	6	100	2.7	3.4	0.9	0.60	180	MLG0603S13NJT000
15	$\pm 3\%$	6	100	2.5	3.3	1.1	0.69	180	MLG0603S15NHT000
15	$\pm 5\%$	6	100	2.5	3.3	1.1	0.69	180	MLG0603S15NJT000
16	$\pm 3\%$	6	100	2.3	3.0	1.1	0.70	180	MLG0603S16NHT000
16	$\pm 5\%$	6	100	2.3	3.0	1.1	0.70	180	MLG0603S16NJT000

\* Please contact us for  $\pm 2\%$  inductance tolerance (code G) products.

## ○ Measurement equipment

Measurement item	Product No.	Manufacturer
L, Q	4291B+16197A	Agilent Technologies
Self-resonant frequency	8720C	Agilent Technologies
DC resistance	Type-7561	Yokogawa

\* Equivalent measurement equipment may be used.

• All specifications are subject to change without notice.

MLG<sub>series</sub> **MLG0603S Type**

## ■ ELECTRICAL CHARACTERISTICS

## □ CHARACTERISTICS SPECIFICATION TABLE

L (nH)	Tolerance	Q min.	L, Q measuring frequency (MHz)	Self-resonant frequency (GHz)		DC resistance (Ω)		Rated current (mA) max.	Part No.*
				min.	typ.	max.	typ.		
18	±3%	6	100	2.2	2.8	1.2	0.78	150	MLG0603S18NHT000
18	±5%	6	100	2.2	2.8	1.2	0.78	150	MLG0603S18NJT000
20	±3%	6	100	2.1	2.6	1.2	0.75	150	MLG0603S20NHT000
20	±5%	6	100	2.1	2.6	1.2	0.75	150	MLG0603S20NJT000
22	±3%	6	100	2.0	2.5	1.2	0.88	150	MLG0603S22NHT000
22	±5%	6	100	2.0	2.5	1.2	0.88	150	MLG0603S22NJT000
24	±3%	6	100	1.9	2.3	1.3	0.90	150	MLG0603S24NHT000
24	±5%	6	100	1.9	2.3	1.3	0.90	150	MLG0603S24NJT000
27	±3%	6	100	1.8	2.2	1.5	1.00	100	MLG0603S27NHT000
27	±5%	6	100	1.8	2.2	1.5	1.00	100	MLG0603S27NJT000
30	±3%	6	100	1.6	2.0	1.6	0.95	100	MLG0603S30NHT000
30	±5%	6	100	1.6	2.0	1.6	0.95	100	MLG0603S30NJT000
33	±3%	6	100	1.6	2.0	1.8	1.20	100	MLG0603S33NHT000
33	±5%	6	100	1.6	2.0	1.8	1.20	100	MLG0603S33NJT000
36	±3%	6	100	1.5	1.8	2.0	1.68	50	MLG0603S36NHT000
36	±5%	6	100	1.5	1.8	2.0	1.68	50	MLG0603S36NJT000
39	±3%	6	100	1.4	1.6	2.0	1.40	50	MLG0603S39NHT000
39	±5%	6	100	1.4	1.6	2.0	1.40	50	MLG0603S39NJT000
43	±3%	6	100	1.3	1.6	2.2	1.91	50	MLG0603S43NHT000
43	±5%	6	100	1.3	1.6	2.2	1.91	50	MLG0603S43NJT000
47	±3%	6	100	1.3	1.5	2.2	1.48	50	MLG0603S47NHT000
47	±5%	6	100	1.3	1.5	2.2	1.48	50	MLG0603S47NJT000
51	±3%	5	100	1.2	1.5	2.8	1.98	50	MLG0603S51NHT000
51	±5%	5	100	1.2	1.5	2.8	1.98	50	MLG0603S51NJT000
56	±3%	5	100	1.2	1.4	3.2	2.11	50	MLG0603S56NHT000
56	±5%	5	100	1.2	1.4	3.2	2.11	50	MLG0603S56NJT000
62	±3%	5	100	1.1	1.3	3.3	2.22	50	MLG0603S62NHT000
62	±5%	5	100	1.1	1.3	3.3	2.22	50	MLG0603S62NJT000
68	±3%	5	100	1.05	1.24	3.5	2.40	50	MLG0603S68NHT000
68	±5%	5	100	1.05	1.24	3.5	2.40	50	MLG0603S68NJT000
75	±3%	5	100	0.95	1.17	3.8	2.67	50	MLG0603S75NHT000
75	±5%	5	100	0.95	1.17	3.8	2.67	50	MLG0603S75NJT000
82	±3%	5	100	0.90	1.08	4.0	2.80	50	MLG0603S82NHT000
82	±5%	5	100	0.90	1.08	4.0	2.80	50	MLG0603S82NJT000
91	±3%	5	100	0.77	0.94	4.3	2.97	50	MLG0603S91NHT000
91	±5%	5	100	0.77	0.94	4.3	2.97	50	MLG0603S91NJT000
100	±3%	5	100	0.77	0.94	4.5	3.13	50	MLG0603SR10HT000
100	±5%	5	100	0.77	0.94	4.5	3.13	50	MLG0603SR10JT000
110	±3%	5	100	0.77	0.94	6.5	5.24	50	MLG0603SR11HT000
110	±5%	5	100	0.77	0.94	6.5	5.24	50	MLG0603SR11JT000
120	±3%	5	100	0.70	0.88	7.0	5.53	50	MLG0603SR12HT000
120	±5%	5	100	0.70	0.88	7.0	5.53	50	MLG0603SR12JT000
130	±3%	5	100	0.67	0.84	7.3	5.68	50	MLG0603SR13HT000
130	±5%	5	100	0.67	0.84	7.3	5.68	50	MLG0603SR13JT000

\* Please contact us for ±2% inductance tolerance (code G) products.

## ○ Measurement equipment

Measurement item	Product No.	Manufacturer
L, Q	4291B+16197A	Agilent Technologies
Self-resonant frequency	8720C	Agilent Technologies
DC resistance	Type-7561	Yokogawa

\* Equivalent measurement equipment may be used.

• All specifications are subject to change without notice.



# MLG<sub>series</sub> MLG0603S Type

## ■ ELECTRICAL CHARACTERISTICS

### □ CHARACTERISTICS SPECIFICATION TABLE

L (nH)	Tolerance	Q min.	L, Q measuring frequency (MHz)	Self-resonant frequency (GHz)		DC resistance ( $\Omega$ )		Rated current (mA) max.	Part No.*
				min.	typ.	max.	typ.		
150	$\pm 3\%$	5	100	0.64	0.77	8.0	6.24	50	MLG0603SR15HT000
150	$\pm 5\%$	5	100	0.64	0.77	8.0	6.24	50	MLG0603SR15JT000
160	$\pm 3\%$	5	100	0.60	0.73	8.3	6.67	50	MLG0603SR16HT000
160	$\pm 5\%$	5	100	0.60	0.73	8.3	6.67	50	MLG0603SR16JT000
180	$\pm 3\%$	5	100	0.56	0.68	8.5	6.99	50	MLG0603SR18HT000
180	$\pm 5\%$	5	100	0.56	0.68	8.5	6.99	50	MLG0603SR18JT000

\* Please contact us for  $\pm 2\%$  inductance tolerance (code G) products.

### ○ Measurement equipment

Measurement item	Product No.	Manufacturer
L, Q	4291B+16197A	Agilent Technologies
Self-resonant frequency	8720C	Agilent Technologies
DC resistance	Type-7561	Yokogawa

\* Equivalent measurement equipment may be used.

MLGseries **MLG0603S Type**

## ■ ELECTRICAL CHARACTERISTICS

## □ L, Q FREQUENCY CHARACTERISTICS TABLE

L(nH)typ.					Q typ.					Part No.*
500MHz	800MHz	1.8GHz	2.0GHz	2.4GHz	500MHz	800MHz	1.8GHz	2.0GHz	2.4GHz	
0.3	0.3	0.3	0.3	0.3	14min.	18min.	29min.	32min.	35min.	MLG0603S0N3CT000
0.4	0.4	0.4	0.4	0.4	14min.	18min.	29min.	32min.	35min.	MLG0603S0N4BT000
0.4	0.4	0.4	0.4	0.4	14min.	18min.	29min.	32min.	35min.	MLG0603S0N4CT000
0.5	0.5	0.5	0.5	0.5	14	18	29	32	35	MLG0603S0N5BT000
0.5	0.5	0.5	0.5	0.5	14	18	29	32	35	MLG0603S0N5CT000
0.6	0.6	0.5	0.5	0.5	16	20	33	34	39	MLG0603S0N6BT000
0.6	0.6	0.5	0.5	0.5	16	20	33	34	39	MLG0603S0N6CT000
0.7	0.6	0.6	0.6	0.6	16	21	33	35	39	MLG0603S0N7BT000
0.7	0.6	0.6	0.6	0.6	16	21	33	35	39	MLG0603S0N7CT000
0.7	0.7	0.7	0.7	0.7	15	20	32	34	38	MLG0603S0N8BT000
0.7	0.7	0.7	0.7	0.7	15	20	32	34	38	MLG0603S0N8CT000
0.8	0.8	0.8	0.8	0.8	15	19	30	32	35	MLG0603S0N9BT000
0.8	0.8	0.8	0.8	0.8	15	19	30	32	35	MLG0603S0N9CT000
0.9	0.9	0.9	0.9	0.9	14	18	29	30	34	MLG0603S1N0BT000
0.9	0.9	0.9	0.9	0.9	14	18	29	30	34	MLG0603S1N0CT000
0.9	0.9	0.9	0.9	0.9	14	18	29	30	34	MLG0603S1N0ST000
1.0	1.0	1.0	1.0	1.0	14	19	29	31	34	MLG0603S1N1BT000
1.0	1.0	1.0	1.0	1.0	14	19	29	31	34	MLG0603S1N1CT000
1.0	1.0	1.0	1.0	1.0	14	19	29	31	34	MLG0603S1N1ST000
1.1	1.1	1.1	1.1	1.1	14	18	29	30	34	MLG0603S1N2BT000
1.1	1.1	1.1	1.1	1.1	14	18	29	30	34	MLG0603S1N2CT000
1.1	1.1	1.1	1.1	1.1	14	18	29	30	34	MLG0603S1N2ST000
1.2	1.2	1.2	1.2	1.2	14	18	29	30	33	MLG0603S1N3BT000
1.2	1.2	1.2	1.2	1.2	14	18	29	30	33	MLG0603S1N3CT000
1.2	1.2	1.2	1.2	1.2	14	18	29	30	33	MLG0603S1N3ST000
1.4	1.4	1.4	1.4	1.4	15	19	29	30	34	MLG0603S1N5BT000
1.4	1.4	1.4	1.4	1.4	15	19	29	30	34	MLG0603S1N5CT000
1.4	1.4	1.4	1.4	1.4	15	19	29	30	34	MLG0603S1N5ST000
1.5	1.5	1.5	1.5	1.5	14	18	29	30	33	MLG0603S1N6BT000
1.5	1.5	1.5	1.5	1.5	14	18	29	30	33	MLG0603S1N6CT000
1.5	1.5	1.5	1.5	1.5	14	18	29	30	33	MLG0603S1N6ST000
1.7	1.7	1.7	1.7	1.7	15	19	29	30	33	MLG0603S1N8BT000
1.7	1.7	1.7	1.7	1.7	15	19	29	30	33	MLG0603S1N8CT000
1.7	1.7	1.7	1.7	1.7	15	19	29	30	33	MLG0603S1N8ST000
1.9	1.9	1.9	1.9	1.9	14	18	28	29	32	MLG0603S2N0BT000
1.9	1.9	1.9	1.9	1.9	14	18	28	29	32	MLG0603S2N0CT000
1.9	1.9	1.9	1.9	1.9	14	18	28	29	32	MLG0603S2N0ST000
2.1	2	2.1	2.1	2.1	14	18	27	28	31	MLG0603S2N2BT000
2.1	2	2.1	2.1	2.1	14	18	27	28	31	MLG0603S2N2CT000
2.1	2	2.1	2.1	2.1	14	18	27	28	31	MLG0603S2N2ST000
2.2	2.2	2.2	2.3	2.3	14	18	27	29	32	MLG0603S2N4BT000
2.2	2.2	2.2	2.3	2.3	14	18	27	29	32	MLG0603S2N4CT000
2.2	2.2	2.2	2.3	2.3	14	18	27	29	32	MLG0603S2N4ST000
2.5	2.5	2.6	2.6	2.7	15	19	28	29	31	MLG0603S2N7BT000
2.5	2.5	2.6	2.6	2.7	15	19	28	29	31	MLG0603S2N7CT000
2.5	2.5	2.6	2.6	2.7	15	19	28	29	31	MLG0603S2N7ST000

\* Please contact us for  $\pm 2\%$  inductance tolerance (code G) products.

## ○ Measurement equipment

Product No.	Manufacturer
4291B+16197A	Agilent Technologies

\* Equivalent measurement equipment may be used.

• All specifications are subject to change without notice.

MLGseries **MLG0603S Type**

## ■ ELECTRICAL CHARACTERISTICS

## □ L, Q FREQUENCY CHARACTERISTICS TABLE

L(nH)typ.					Q typ.					Part No.*
500MHz	800MHz	1.8GHz	2.0GHz	2.4GHz	500MHz	800MHz	1.8GHz	2.0GHz	2.4GHz	
2.8	2.8	2.9	2.9	3	15	19	29	31	33	MLG0603S3N0BT000
2.8	2.8	2.9	2.9	3	15	19	29	31	33	MLG0603S3N0CT000
2.8	2.8	2.9	2.9	3	15	19	29	31	33	MLG0603S3N0ST000
3.1	3.1	3.2	3.3	3.4	15	19	28	29	31	MLG0603S3N3BT000
3.1	3.1	3.2	3.3	3.4	15	19	28	29	31	MLG0603S3N3CT000
3.1	3.1	3.2	3.3	3.4	15	19	28	29	31	MLG0603S3N3ST000
3.4	3.4	3.5	3.6	3.7	14	18	26	27	29	MLG0603S3N6BT000
3.4	3.4	3.5	3.6	3.7	14	18	26	27	29	MLG0603S3N6CT000
3.4	3.4	3.5	3.6	3.7	14	18	26	27	29	MLG0603S3N6ST000
3.7	3.7	3.8	3.9	4.1	15	19	29	29	32	MLG0603S3N9BT000
3.7	3.7	3.8	3.9	4.1	15	19	29	29	32	MLG0603S3N9CT000
3.7	3.7	3.8	3.9	4.1	15	19	29	29	32	MLG0603S3N9ST000
4.1	4.1	4.3	4.4	4.6	14	18	27	27	29	MLG0603S4N3HT000
4.1	4.1	4.3	4.4	4.6	14	18	27	27	29	MLG0603S4N3ST000
4.4	4.4	4.8	4.9	5.2	15	20	28	29	30	MLG0603S4N7ST000
4.4	4.4	4.8	4.9	5.2	15	20	28	29	30	MLG0603S4N7HT000
4.8	4.8	5.1	5.3	5.6	14	18	25	26	27	MLG0603S5N1HT000
4.8	4.8	5.1	5.3	5.6	14	18	25	26	27	MLG0603S5N1ST000
5.3	5.3	5.7	5.9	6.4	16	20	27	28	29	MLG0603S5N6ST000
5.3	5.3	5.7	5.9	6.4	16	20	27	28	29	MLG0603S5N6HT000
5.9	5.9	6.5	6.8	7.5	15	18	25	25	26	MLG0603S6N2ST000
5.9	5.9	6.5	6.8	7.5	15	18	25	25	26	MLG0603S6N2HT000
6.4	6.5	7.4	7.8	8.7	15	19	26	26	25	MLG0603S6N8HT000
6.4	6.5	7.4	7.8	8.7	15	19	26	26	25	MLG0603S6N8JT000
7.1	7.1	7.8	8	8.7	14	18	25	26	26	MLG0603S7N5HT000
7.1	7.1	7.8	8	8.7	14	18	25	26	26	MLG0603S7N5JT000
7.8	7.8	8.8	9.3	10.4	15	18	24	24	24	MLG0603S8N2HT000
7.8	7.8	8.8	9.3	10.4	15	18	24	24	24	MLG0603S8N2JT000
8.6	8.6	9.8	10.3	11.5	14	17	22	22	22	MLG0603S9N1HT000
8.6	8.6	9.8	10.3	11.5	14	17	22	22	22	MLG0603S9N1JT000
10	10	12	12	15	15	18	23	22	21	MLG0603S10NHT000
10	10	12	12	15	15	18	23	22	21	MLG0603S10NJT000
10	11	13	14	16	15	18	22	22	20	MLG0603S11NHT000
10	11	13	14	16	15	18	22	22	20	MLG0603S11NJT000
11	12	14	15	19	16	19	24	23	20	MLG0603S12NHT000
11	12	14	15	19	16	19	24	23	20	MLG0603S12NJT000
12	13	16	17	22	14	16	19	18	15	MLG0603S13NHT000
12	13	16	17	22	14	16	19	18	15	MLG0603S13NJT000
14	15	20	23	33	15	19	20	18	14	MLG0603S15NHT000
14	15	20	23	33	15	19	20	18	14	MLG0603S15NJT000
15	16	22	25	37	14	16	16	15	11	MLG0603S16NHT000
15	16	22	25	37	14	16	16	15	11	MLG0603S16NJT000
17	18	28	35		14	17	15	13		MLG0603S18NHT000
17	18	28	35		14	17	15	13		MLG0603S18NJT000
19	20	32			13	16	14			MLG0603S20NHT000
19	20	32			13	16	14			MLG0603S20NJT000

\* Please contact us for  $\pm 2\%$  inductance tolerance (code G) products.

## ○ Measurement equipment

Product No.	Manufacturer
4291B+16197A	Agilent Technologies

\* Equivalent measurement equipment may be used.

• All specifications are subject to change without notice.

MLG<sub>series</sub> **MLG0603S Type**

## ■ ELECTRICAL CHARACTERISTICS

## □ L, Q FREQUENCY CHARACTERISTICS TABLE

L(nH)typ.					Q typ.					Part No.*
500MHz	800MHz	1.8GHz	2.0GHz	2.4GHz	500MHz	800MHz	1.8GHz	2.0GHz	2.4GHz	
21	23	40			15	17	13			MLG0603S22NHT000
21	23	40			15	17	13			MLG0603S22NJT000
23	24	45			13	15	13			MLG0603S24NHT000
23	24	45			13	15	13			MLG0603S24NJT000
27	29				15	17				MLG0603S27NHT000
27	29				15	17				MLG0603S27NJT000
29	32				13	15				MLG0603S30NHT000
29	32				13	15				MLG0603S30NJT000
33	36				14	16				MLG0603S33NHT000
33	36				14	16				MLG0603S33NJT000
36	40				14	15				MLG0603S36NHT000
36	40				14	15				MLG0603S36NJT000
40	47				13	14				MLG0603S39NHT000
40	47				13	14				MLG0603S39NJT000
44	53				14	14				MLG0603S43NHT000
44	53				14	14				MLG0603S43NJT000
49	60				13	13				MLG0603S47NHT000
49	60				13	13				MLG0603S47NJT000
52	64				11	11				MLG0603S51NHT000
52	64				11	11				MLG0603S51NJT000
59	77				12	11				MLG0603S56NHT000
59	77				12	11				MLG0603S56NJT000
66	88				11	10				MLG0603S62NHT000
66	88				11	10				MLG0603S62NJT000
74	104				13	11				MLG0603S68NHT000
74	104				13	11				MLG0603S68NJT000
82	119				10	8				MLG0603S75NHT000
82	119				10	8				MLG0603S75NJT000
96	161				12	8				MLG0603S82NHT000
96	161				12	8				MLG0603S82NJT000
109					9					MLG0603S91NHT000
109					9					MLG0603S91NJT000
129					11					MLG0603SR10HT000
129					11					MLG0603SR10JT000
134					10					MLG0603SR11HT000
134					10					MLG0603SR11JT000
156					9					MLG0603SR12HT000
156					9					MLG0603SR12JT000
172					8					MLG0603SR13HT000
172					8					MLG0603SR13JT000
223					7					MLG0603SR15HT000
223					7					MLG0603SR15JT000
238					7					MLG0603SR16HT000
238					7					MLG0603SR16JT000
318					6					MLG0603SR18HT000
318					6					MLG0603SR18JT000

\* Please contact us for  $\pm 2\%$  inductance tolerance (code G) products.

## ○ Measurement equipment

Product No.	Manufacturer
4291B+16197A	Agilent Technologies

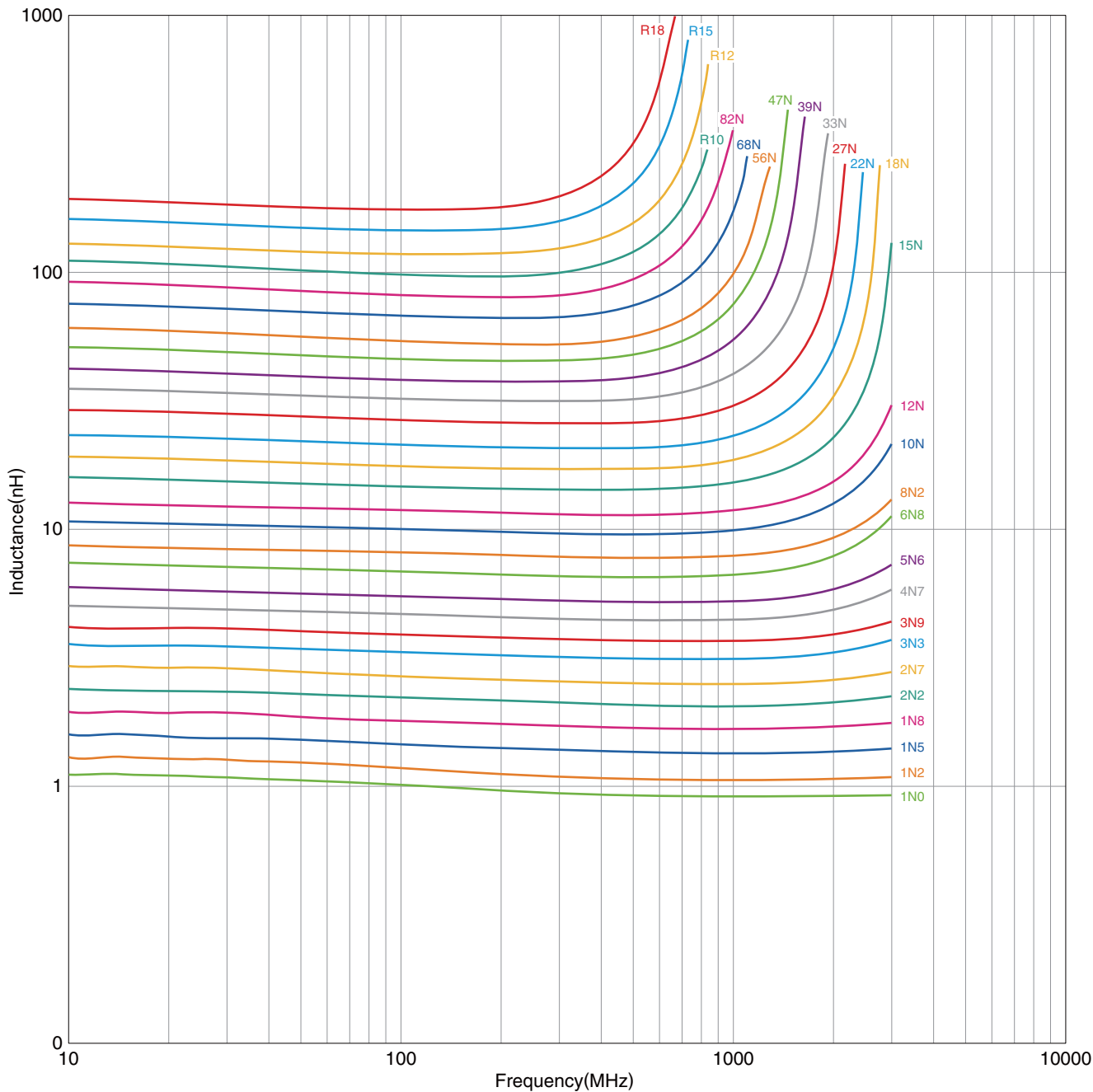
\* Equivalent measurement equipment may be used.

• All specifications are subject to change without notice.

# MLGseries **MLG0603S Type**

## ■ ELECTRICAL CHARACTERISTICS

### □ L FREQUENCY CHARACTERISTICS GRAPH (EXAMPLE)



○ Measurement equipment

Product No.	Manufacturer
E4991A +16197A	Agilent Technologies

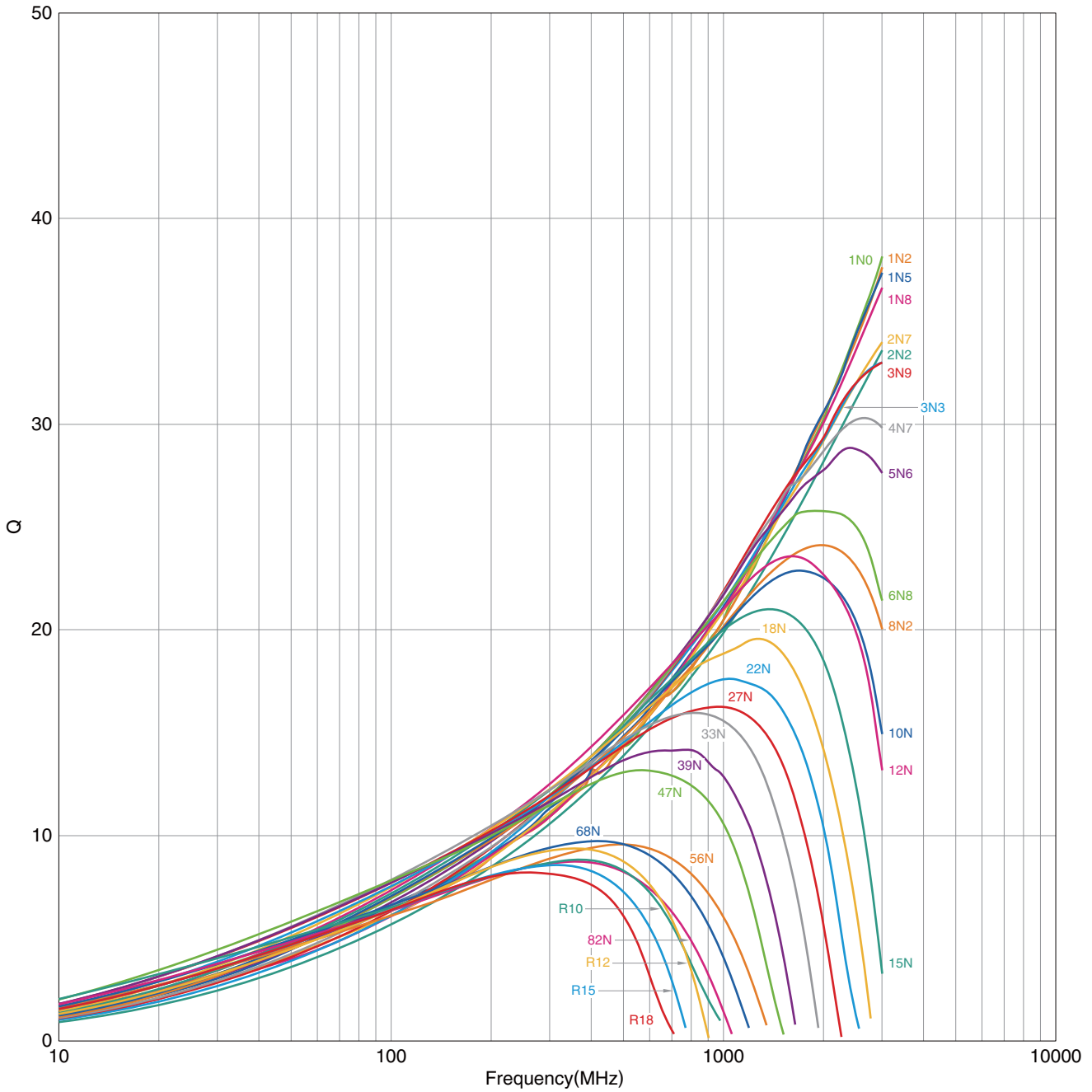
\* Equivalent measurement equipment may be used.

• All specifications are subject to change without notice.

# MLG<sub>series</sub> MLG0603S Type

## ELECTRICAL CHARACTERISTICS

### Q FREQUENCY CHARACTERISTICS GRAPH (EXAMPLE)



○ Measurement equipment

Product No.	Manufacturer
E4991A +16197A	Agilent Technologies

\* Equivalent measurement equipment may be used.

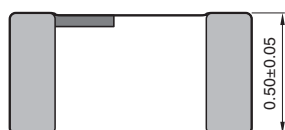
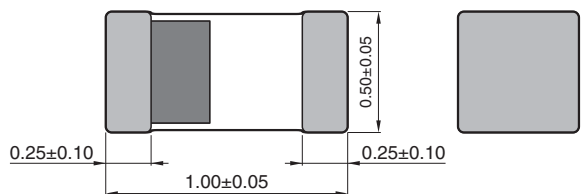
• All specifications are subject to change without notice.

MLGseries

# MLG1005S Type

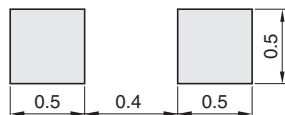


## ■ SHAPE & DIMENSIONS



Dimensions in mm

## ■ RECOMMENDED LAND PATTERN



Dimensions in mm

• All specifications are subject to change without notice.

MLGseries **MLG1005S Type**

## ■ ELECTRICAL CHARACTERISTICS

## □ CHARACTERISTICS SPECIFICATION TABLE

L (nH)	Tolerance	Q min.	L, Q measuring frequency (MHz)	Self-resonant frequency (GHz)		DC resistance ( $\Omega$ )		Rated current (mA) max.	Part No.*
				min.	typ.	max.	typ.		
0.3	$\pm 0.1$ nH	—	100	10.0	20up	0.10	0.01	1000	MLG1005S0N3BT000
0.3	$\pm 0.2$ nH	—	100	10.0	20up	0.10	0.01	1000	MLG1005S0N3CT000
0.4	$\pm 0.1$ nH	—	100	10.0	20up	0.10	0.01	1000	MLG1005S0N4BT000
0.4	$\pm 0.2$ nH	—	100	10.0	20up	0.10	0.01	1000	MLG1005S0N4CT000
0.5	$\pm 0.1$ nH	—	100	10.0	20up	0.10	0.01	1000	MLG1005S0N5BT000
0.5	$\pm 0.2$ nH	—	100	10.0	20up	0.10	0.01	1000	MLG1005S0N5CT000
0.6	$\pm 0.1$ nH	—	100	10.0	20up	0.10	0.01	1000	MLG1005S0N6BT000
0.6	$\pm 0.2$ nH	—	100	10.0	20up	0.10	0.01	1000	MLG1005S0N6CT000
0.7	$\pm 0.1$ nH	—	100	10.0	18.7	0.10	0.02	1000	MLG1005S0N7BT000
0.7	$\pm 0.2$ nH	—	100	10.0	18.7	0.10	0.02	1000	MLG1005S0N7CT000
0.8	$\pm 0.1$ nH	—	100	10.0	16.4	0.10	0.02	1000	MLG1005S0N8BT000
0.8	$\pm 0.2$ nH	—	100	10.0	16.4	0.10	0.02	1000	MLG1005S0N8CT000
0.9	$\pm 0.1$ nH	—	100	10.0	17.7	0.10	0.04	1000	MLG1005S0N9BT000
0.9	$\pm 0.2$ nH	—	100	10.0	17.7	0.10	0.04	1000	MLG1005S0N9CT000
1.0	$\pm 0.1$ nH	7	100	10.0	13.8	0.10	0.04	1000	MLG1005S1N0BT000
1.0	$\pm 0.2$ nH	7	100	10.0	13.8	0.10	0.04	1000	MLG1005S1N0CT000
1.0	$\pm 0.2$ nH	7	100	10.0	13.8	0.10	0.04	1000	MLG1005S1N0CT000
1.1	$\pm 0.1$ nH	7	100	10.0	19.3	0.10	0.03	1000	MLG1005S1N1BT000
1.1	$\pm 0.2$ nH	7	100	10.0	19.3	0.10	0.03	1000	MLG1005S1N1CT000
1.1	$\pm 0.3$ nH	7	100	10.0	19.3	0.10	0.03	1000	MLG1005S1N1ST000
1.2	$\pm 0.1$ nH	7	100	10.0	11.6	0.10	0.04	1000	MLG1005S1N2BT000
1.2	$\pm 0.2$ nH	7	100	10.0	11.6	0.10	0.04	1000	MLG1005S1N2CT000
1.2	$\pm 0.3$ nH	7	100	10.0	11.6	0.10	0.04	1000	MLG1005S1N2ST000
1.3	$\pm 0.1$ nH	7	100	8.00	11.7	0.10	0.04	1000	MLG1005S1N3BT000
1.3	$\pm 0.2$ nH	7	100	8.00	11.7	0.10	0.04	1000	MLG1005S1N3CT000
1.3	$\pm 0.3$ nH	7	100	8.00	11.7	0.10	0.04	1000	MLG1005S1N3ST000
1.5	$\pm 0.1$ nH	7	100	8.00	9.6	0.10	0.06	1000	MLG1005S1N5BT000
1.5	$\pm 0.2$ nH	7	100	8.00	9.6	0.10	0.06	1000	MLG1005S1N5CT000
1.5	$\pm 0.3$ nH	7	100	8.00	9.6	0.10	0.06	1000	MLG1005S1N5ST000
1.6	$\pm 0.1$ nH	7	100	7.50	9.4	0.12	0.05	1000	MLG1005S1N6BT000
1.6	$\pm 0.2$ nH	7	100	7.50	9.4	0.12	0.05	1000	MLG1005S1N6CT000
1.6	$\pm 0.3$ nH	7	100	7.50	9.4	0.12	0.05	1000	MLG1005S1N6ST000
1.8	$\pm 0.1$ nH	7	100	8.00	10.3	0.15	0.06	900	MLG1005S1N8BT000
1.8	$\pm 0.2$ nH	7	100	8.00	10.3	0.15	0.06	900	MLG1005S1N8CT000
1.8	$\pm 0.3$ nH	7	100	8.00	10.3	0.15	0.06	900	MLG1005S1N8ST000
2.0	$\pm 0.1$ nH	7	100	7.50	9.3	0.15	0.07	900	MLG1005S2N0BT000
2.0	$\pm 0.2$ nH	7	100	7.50	9.3	0.15	0.07	900	MLG1005S2N0CT000
2.0	$\pm 0.3$ nH	7	100	7.50	9.3	0.15	0.07	900	MLG1005S2N0ST000
2.2	$\pm 0.1$ nH	7	100	7.00	8.6	0.15	0.08	900	MLG1005S2N2BT000
2.2	$\pm 0.2$ nH	7	100	7.00	8.6	0.15	0.08	900	MLG1005S2N2CT000
2.2	$\pm 0.3$ nH	7	100	7.00	8.6	0.15	0.08	900	MLG1005S2N2ST000
2.4	$\pm 0.1$ nH	7	100	7.00	8.2	0.15	0.08	800	MLG1005S2N4BT000
2.4	$\pm 0.2$ nH	7	100	7.00	8.2	0.15	0.08	800	MLG1005S2N4CT000
2.4	$\pm 0.3$ nH	7	100	7.00	8.2	0.15	0.08	800	MLG1005S2N4ST000

\* Please contact us for  $\pm 2\%$  inductance tolerance (code G) products.

## ○ Measurement equipment

Measurement item	Product No.	Manufacturer
L, Q	4291B +16193A	Agilent Technologies
Self-resonant frequency	8720C	Agilent Technologies
DC resistance	Type-7561	Yokogawa

\* Equivalent measurement equipment may be used.

• All specifications are subject to change without notice.



MLGseries **MLG1005S Type**

## ■ ELECTRICAL CHARACTERISTICS

## □ CHARACTERISTICS SPECIFICATION TABLE

L (nH)	Tolerance	Q min.	L, Q measuring frequency (MHz)	Self-resonant frequency (GHz)		DC resistance ( $\Omega$ )		Rated current (mA) max.	Part No.*
				min.	typ.	max.	typ.		
2.7	$\pm 0.1$ nH	7	100	6.00	7.3	0.15	0.08	800	MLG1005S2N7BT000
2.7	$\pm 0.2$ nH	7	100	6.00	7.3	0.15	0.08	800	MLG1005S2N7CT000
2.7	$\pm 0.3$ nH	7	100	6.00	7.3	0.15	0.08	800	MLG1005S2N7ST000
3.0	$\pm 0.1$ nH	7	100	5.50	6.8	0.20	0.09	800	MLG1005S3N0BT000
3.0	$\pm 0.2$ nH	7	100	5.50	6.8	0.20	0.09	800	MLG1005S3N0CT000
3.0	$\pm 0.3$ nH	7	100	5.50	6.8	0.20	0.09	800	MLG1005S3N0ST000
3.3	$\pm 0.1$ nH	8	100	5.00	6.1	0.20	0.09	800	MLG1005S3N3BT000
3.3	$\pm 0.2$ nH	8	100	5.00	6.1	0.20	0.09	800	MLG1005S3N3CT000
3.3	$\pm 0.3$ nH	8	100	5.00	6.1	0.20	0.09	800	MLG1005S3N3ST000
3.6	$\pm 0.1$ nH	8	100	5.00	6.7	0.20	0.09	700	MLG1005S3N6BT000
3.6	$\pm 0.2$ nH	8	100	5.00	6.7	0.20	0.09	700	MLG1005S3N6CT000
3.6	$\pm 0.3$ nH	8	100	5.00	6.7	0.20	0.09	700	MLG1005S3N6ST000
3.9	$\pm 0.1$ nH	8	100	5.00	6.5	0.20	0.11	700	MLG1005S3N9BT000
3.9	$\pm 0.2$ nH	8	100	5.00	6.5	0.20	0.11	700	MLG1005S3N9CT000
3.9	$\pm 0.3$ nH	8	100	5.00	6.5	0.20	0.11	700	MLG1005S3N9ST000
4.3	$\pm 0.2$ nH	8	100	4.50	6.0	0.20	0.11	700	MLG1005S4N3CT000
4.3	$\pm 0.3$ nH	8	100	4.50	6.0	0.20	0.11	700	MLG1005S4N3ST000
4.7	$\pm 0.2$ nH	8	100	4.50	5.4	0.25	0.12	700	MLG1005S4N7CT000
4.7	$\pm 0.3$ nH	8	100	4.50	5.4	0.25	0.12	700	MLG1005S4N7ST000
5.1	$\pm 0.2$ nH	8	100	4.00	5.0	0.25	0.13	600	MLG1005S5N1CT000
5.1	$\pm 0.3$ nH	8	100	4.00	5.0	0.25	0.13	600	MLG1005S5N1ST000
5.6	$\pm 0.2$ nH	8	100	4.00	5.3	0.25	0.14	600	MLG1005S5N6CT000
5.6	$\pm 0.3$ nH	8	100	4.00	5.3	0.25	0.14	600	MLG1005S5N6ST000
6.2	$\pm 3\%$	8	100	4.00	4.7	0.25	0.16	600	MLG1005S6N2HT000
6.2	$\pm 0.3$ nH	8	100	4.00	4.7	0.25	0.16	600	MLG1005S6N2ST000
6.8	$\pm 3\%$	8	100	3.50	4.4	0.25	0.15	600	MLG1005S6N8HT000
7	$\pm 5\%$	8	100	3.50	4.4	0.25	0.15	600	MLG1005S6N8JT000
7.5	$\pm 3\%$	8	100	3.00	4.1	0.25	0.15	500	MLG1005S7N5HT000
8	$\pm 5\%$	8	100	3.00	4.1	0.25	0.15	500	MLG1005S7N5JT000
8.2	$\pm 3\%$	8	100	3.00	4.0	0.30	0.19	500	MLG1005S8N2HT000
8	$\pm 5\%$	8	100	3.00	4.0	0.30	0.19	500	MLG1005S8N2JT000
9.1	$\pm 3\%$	8	100	3.00	3.8	0.30	0.20	500	MLG1005S9N1HT000
9	$\pm 5\%$	8	100	3.00	3.8	0.30	0.20	500	MLG1005S9N1JT000
10.0	$\pm 3\%$	8	100	2.50	3.4	0.35	0.22	500	MLG1005S10NHT000
10	$\pm 5\%$	8	100	2.50	3.4	0.35	0.22	500	MLG1005S10NJT000
11.0	$\pm 3\%$	8	100	2.50	3.5	0.40	0.28	400	MLG1005S11NHT000
11	$\pm 5\%$	8	100	2.50	3.5	0.40	0.28	400	MLG1005S11NJT000
12.0	$\pm 3\%$	8	100	2.50	3.0	0.40	0.25	400	MLG1005S12NHT000
12	$\pm 5\%$	8	100	2.50	3.0	0.40	0.25	400	MLG1005S12NJT000
13.0	$\pm 3\%$	8	100	2.40	2.9	0.50	0.26	400	MLG1005S13NHT000
13	$\pm 5\%$	8	100	2.40	2.9	0.50	0.26	400	MLG1005S13NJT000
15	$\pm 3\%$	8	100	2.20	2.8	0.55	0.35	400	MLG1005S15NHT000
15	$\pm 5\%$	8	100	2.20	2.8	0.55	0.35	400	MLG1005S15NJT000
16	$\pm 3\%$	8	100	2.10	2.7	0.55	0.32	400	MLG1005S16NHT000
16	$\pm 5\%$	8	100	2.10	2.7	0.55	0.32	400	MLG1005S16NJT000

\* Please contact us for  $\pm 2\%$  inductance tolerance (code G) products.

## ○ Measurement equipment

Measurement item	Product No.	Manufacturer
L, Q	4291B +16193A	Agilent Technologies
Self-resonant frequency	8720C	Agilent Technologies
DC resistance	Type-7561	Yokogawa

\* Equivalent measurement equipment may be used.

• All specifications are subject to change without notice.

MLGseries **MLG1005S Type**

## ■ ELECTRICAL CHARACTERISTICS

## □ CHARACTERISTICS SPECIFICATION TABLE

L (nH)	Tolerance	Q min.	L, Q measuring frequency (MHz)	Self-resonant frequency (GHz)		DC resistance (Ω)		Rated current (mA) max.	Part No.*
				min.	typ.	max.	typ.		
18	±3%	8	100	2.00	2.5	0.60	0.40	350	MLG1005S18NHT000
18	±5%	8	100	2.00	2.5	0.60	0.40	350	MLG1005S18NJT000
20	±3%	8	100	1.90	2.4	0.60	0.38	350	MLG1005S20NHT000
20	±5%	8	100	1.90	2.4	0.60	0.38	350	MLG1005S20NJT000
22	±3%	8	100	1.70	2.2	0.70	0.46	350	MLG1005S22NHT000
22	±5%	8	100	1.70	2.2	0.70	0.46	350	MLG1005S22NJT000
24	±3%	8	100	1.70	2.1	0.70	0.43	350	MLG1005S24NHT000
24	±5%	8	100	1.70	2.1	0.70	0.43	350	MLG1005S24NJT000
27	±3%	8	100	1.60	2.0	0.80	0.53	300	MLG1005S27NHT000
27	±5%	8	100	1.60	2.0	0.80	0.53	300	MLG1005S27NJT000
30	±3%	8	100	1.50	1.9	0.80	0.50	300	MLG1005S30NHT000
30	±5%	8	100	1.50	1.9	0.80	0.50	300	MLG1005S30NJT000
33	±3%	8	100	1.40	1.8	0.90	0.59	300	MLG1005S33NHT000
33	±5%	8	100	1.40	1.8	0.90	0.59	300	MLG1005S33NJT000
36	±3%	8	100	1.30	1.7	1.00	0.62	250	MLG1005S36NHT000
36	±5%	8	100	1.30	1.7	1.00	0.62	250	MLG1005S36NJT000
39	±3%	8	100	1.20	1.6	1.00	0.65	250	MLG1005S39NHT000
39	±5%	8	100	1.20	1.6	1.00	0.65	250	MLG1005S39NJT000
43	±3%	8	100	1.20	1.6	1.10	0.67	250	MLG1005S43NHT000
43	±5%	8	100	1.20	1.6	1.10	0.67	250	MLG1005S43NJT000
47	±3%	8	100	1.10	1.4	1.20	0.75	250	MLG1005S47NHT000
47	±5%	8	100	1.10	1.4	1.20	0.75	250	MLG1005S47NJT000
51	±3%	8	100	1.10	1.5	1.20	0.72	250	MLG1005S51NHT000
51	±5%	8	100	1.10	1.5	1.20	0.72	250	MLG1005S51NJT000
56	±3%	8	100	1.00	1.3	1.30	0.83	200	MLG1005S56NHT000
56	±5%	8	100	1.00	1.3	1.30	0.83	200	MLG1005S56NJT000
62	±3%	8	100	1.00	1.3	1.40	0.85	200	MLG1005S62NHT000
62	±5%	8	100	1.00	1.3	1.40	0.85	200	MLG1005S62NJT000
68	±3%	8	100	0.80	1.1	1.50	0.87	200	MLG1005S68NHT000
68	±5%	8	100	0.80	1.1	1.50	0.87	200	MLG1005S68NJT000
75	±3%	8	100	0.75	1.1	1.50	0.93	200	MLG1005S75NHT000
75	±5%	8	100	0.75	1.1	1.50	0.93	200	MLG1005S75NJT000
82	±3%	8	100	0.70	1.0	1.60	1.01	200	MLG1005S82NHT000
82	±5%	8	100	0.70	1.0	1.60	1.01	200	MLG1005S82NJT000
91	±3%	8	100	0.70	0.9	1.80	1.14	200	MLG1005S91NHT000
91	±5%	8	100	0.70	0.9	1.80	1.14	200	MLG1005S91NJT000
100	±3%	8	100	0.70	0.9	2.00	1.37	200	MLG1005SR10HT000
100	±5%	8	100	0.70	0.9	2.00	1.37	200	MLG1005SR10JT000
110	±3%	8	100	0.70	0.9	2.20	1.48	150	MLG1005SR11HT000
110	±5%	8	100	0.70	0.9	2.20	1.48	150	MLG1005SR11JT000
120	±3%	8	100	0.60	0.8	2.20	1.48	150	MLG1005SR12HT000
120	±5%	8	100	0.60	0.8	2.20	1.48	150	MLG1005SR12JT000
130	±3%	8	100	0.60	0.8	2.50	1.68	150	MLG1005SR13HT000
130	±5%	8	100	0.60	0.8	2.50	1.68	150	MLG1005SR13JT000
150	±3%	8	100	0.55	0.7	3.50	2.44	150	MLG1005SR15HT000
150	±5%	8	100	0.55	0.7	3.50	2.44	150	MLG1005SR15JT000

\* Please contact us for ±2% inductance tolerance (code G) products.

## ○ Measurement equipment

Measurement item	Product No.	Manufacturer
L, Q	4291B +16193A	Agilent Technologies
Self-resonant frequency	8720C	Agilent Technologies
DC resistance	Type-7561	Yokogawa

\* Equivalent measurement equipment may be used.

• All specifications are subject to change without notice.

MLGseries **MLG1005S Type**

## ■ ELECTRICAL CHARACTERISTICS

## □ CHARACTERISTICS SPECIFICATION TABLE

L (nH)	Tolerance	Q min.	L, Q measuring frequency (MHz)	Self-resonant frequency (GHz)		DC resistance ( $\Omega$ )		Rated current (mA) max.	Part No.*
				min.	typ.	max.	typ.		
160	±3%	8	100	0.50	0.6	3.80	2.74	150	MLG1005SR16HT000
160	±5%	8	100	0.50	0.6	3.80	2.74	150	MLG1005SR16JT000
180	±3%	8	100	0.50	0.6	3.80	2.88	150	MLG1005SR18HT000
180	±5%	8	100	0.50	0.6	3.80	2.88	150	MLG1005SR18JT000
200	±3%	8	100	0.42	0.5	4.20	3.15	100	MLG1005SR20HT000
200	±5%	8	100	0.42	0.5	4.20	3.15	100	MLG1005SR20JT000
220	±3%	8	100	0.45	0.5	4.20	3.02	100	MLG1005SR22HT000
220	±5%	8	100	0.45	0.5	4.20	3.02	100	MLG1005SR22JT000
240	±3%	8	100	0.40	0.5	4.80	3.42	100	MLG1005SR24HT000
240	±5%	8	100	0.40	0.5	4.80	3.42	100	MLG1005SR24JT000
270	±3%	8	100	0.40	0.5	4.80	3.54	100	MLG1005SR27HT000
270	±5%	8	100	0.40	0.5	4.80	3.54	100	MLG1005SR27JT000
300	±3%	6	50	0.35	0.4	6.50	4.82	50	MLG1005SR30HT000
300	±5%	6	50	0.35	0.4	6.50	4.82	50	MLG1005SR30JT000
330	±3%	6	50	0.35	0.4	7.00	5.21	50	MLG1005SR33HT000
330	±5%	6	50	0.35	0.4	7.00	5.21	50	MLG1005SR33JT000
360	±3%	6	50	0.30	0.4	7.50	5.39	50	MLG1005SR36HT000
360	±5%	6	50	0.30	0.4	7.50	5.39	50	MLG1005SR36JT000
390	±3%	6	50	0.30	0.4	8.00	5.97	50	MLG1005SR39HT000
390	±5%	6	50	0.30	0.4	8.00	5.97	50	MLG1005SR39JT000

\* Please contact us for  $\pm 2\%$  inductance tolerance (code G) products.

## ○ Measurement equipment

Measurement item	Product No.	Manufacturer
L, Q	4291B +16193A	Agilent Technologies
Self-resonant frequency	8720C	Agilent Technologies
DC resistance	Type-7561	Yokogawa

\* Equivalent measurement equipment may be used.

MLGseries **MLG1005S Type**

## ■ ELECTRICAL CHARACTERISTICS

## □ L, Q FREQUENCY CHARACTERISTICS TABLE

L(nH)typ.					Q typ.					Part No.*
500MHz	800MHz	1.8GHz	2.0GHz	2.4GHz	500MHz	800MHz	1.8GHz	2.0GHz	2.4GHz	
0.3	0.3	0.3	0.3	0.3	22min.	27min.	46min.	49min.	53min.	MLG1005S0N3BT000
0.3	0.3	0.3	0.3	0.3	22min.	27min.	46min.	49min.	53min.	MLG1005S0N3CT000
0.4	0.4	0.4	0.4	0.4	22min.	27min.	46min.	49min.	53min.	MLG1005S0N4BT000
0.4	0.4	0.4	0.4	0.4	22min.	27min.	46min.	49min.	53min.	MLG1005S0N4CT000
0.5	0.5	0.5	0.5	0.5	22min.	27min.	46min.	49min.	53min.	MLG1005S0N5BT000
0.5	0.5	0.5	0.5	0.5	22min.	27min.	46min.	49min.	53min.	MLG1005S0N5CT000
0.6	0.6	0.6	0.6	0.6	22	27	46	49	53	MLG1005S0N6BT000
0.6	0.6	0.6	0.6	0.6	22	27	46	49	53	MLG1005S0N6CT000
0.7	0.7	0.7	0.7	0.7	22	28	45	49	54	MLG1005S0N7BT000
0.7	0.7	0.7	0.7	0.7	22	28	45	49	54	MLG1005S0N7CT000
0.8	0.8	0.8	0.8	0.8	26	34	57	60	66	MLG1005S0N8BT000
0.8	0.8	0.8	0.8	0.8	26	34	57	60	66	MLG1005S0N8CT000
0.9	0.8	0.8	0.8	0.8	21	27	44	47	53	MLG1005S0N9BT000
0.9	0.8	0.8	0.8	0.8	21	27	44	47	53	MLG1005S0N9CT000
0.9	0.9	0.9	0.9	0.9	22	29	48	50	56	MLG1005S1N0BT000
0.9	0.9	0.9	0.9	0.9	22	29	48	50	56	MLG1005S1N0CT000
0.9	0.9	0.9	0.9	0.9	22	29	48	50	56	MLG1005S1N0ST000
1.0	1.0	1.0	1.0	1.0	23	29	47	50	57	MLG1005S1N1BT000
1.0	1.0	1.0	1.0	1.0	23	29	47	50	57	MLG1005S1N1CT000
1.0	1.0	1.0	1.0	1.0	23	29	47	50	57	MLG1005S1N1ST000
1.1	1.1	1.1	1.1	1.1	23	29	48	50	56	MLG1005S1N2BT000
1.1	1.1	1.1	1.1	1.1	23	29	48	50	56	MLG1005S1N2CT000
1.1	1.1	1.1	1.1	1.1	23	29	48	50	56	MLG1005S1N2ST000
1.2	1.2	1.2	1.2	1.2	22	27	44	47	53	MLG1005S1N3BT000
1.2	1.2	1.2	1.2	1.2	22	27	44	47	53	MLG1005S1N3CT000
1.2	1.2	1.2	1.2	1.2	22	27	44	47	53	MLG1005S1N3ST000
1.4	1.4	1.4	1.5	1.5	23	29	47	50	56	MLG1005S1N5BT000
1.4	1.4	1.4	1.5	1.5	23	29	47	50	56	MLG1005S1N5CT000
1.4	1.4	1.4	1.5	1.5	23	29	47	50	56	MLG1005S1N5ST000
1.5	1.5	1.5	1.6	1.6	23	29	46	49	54	MLG1005S1N6BT000
1.5	1.5	1.5	1.6	1.6	23	29	46	49	54	MLG1005S1N6CT000
1.5	1.5	1.5	1.6	1.6	23	29	46	49	54	MLG1005S1N6ST000
1.7	1.7	1.7	1.7	1.7	20	26	41	43	49	MLG1005S1N8BT000
1.7	1.7	1.7	1.7	1.7	20	26	41	43	49	MLG1005S1N8CT000
1.7	1.7	1.7	1.7	1.7	20	26	41	43	49	MLG1005S1N8ST000
1.9	1.9	1.9	1.9	1.9	21	25	41	43	48	MLG1005S2N0BT000
1.9	1.9	1.9	1.9	1.9	21	25	41	43	48	MLG1005S2N0CT000
1.9	1.9	1.9	1.9	1.9	21	25	41	43	48	MLG1005S2N0ST000
2.1	2.1	2.1	2.1	2.2	22	27	44	47	52	MLG1005S2N2BT000
2.1	2.1	2.1	2.1	2.2	22	27	44	47	52	MLG1005S2N2CT000
2.1	2.1	2.1	2.1	2.2	22	27	44	47	52	MLG1005S2N2ST000

\* Please contact us for  $\pm 2\%$  inductance tolerance (code G) products.

## ○ Measurement equipment

Product No.	Manufacturer
4291B +16193A	Agilent Technologies

\* Equivalent measurement equipment may be used.

MLGseries **MLG1005S Type**

## ■ ELECTRICAL CHARACTERISTICS

## □ L, Q FREQUENCY CHARACTERISTICS TABLE

L(nH)typ.					Q typ.					Part No.*
500MHz	800MHz	1.8GHz	2.0GHz	2.4GHz	500MHz	800MHz	1.8GHz	2.0GHz	2.4GHz	
2.3	2.3	2.3	2.3	2.4	21	26	42	44	49	MLG1005S2N4BT000
2.3	2.3	2.3	2.3	2.4	21	26	42	44	49	MLG1005S2N4CT000
2.3	2.3	2.3	2.3	2.4	21	26	42	44	49	MLG1005S2N4ST000
2.6	2.6	2.6	2.7	2.7	22	27	43	45	50	MLG1005S2N7BT000
2.6	2.6	2.6	2.7	2.7	22	27	43	45	50	MLG1005S2N7CT000
2.6	2.6	2.6	2.7	2.7	22	27	43	45	50	MLG1005S2N7ST000
2.9	2.9	3.0	3.0	3.1	24	29	47	49	54	MLG1005S3N0BT000
2.9	2.9	3.0	3.0	3.1	24	29	47	49	54	MLG1005S3N0CT000
2.9	2.9	3.0	3.0	3.1	24	29	47	49	54	MLG1005S3N0ST000
3.2	3.2	3.3	3.4	3.5	24	30	46	48	53	MLG1005S3N3BT000
3.2	3.2	3.3	3.4	3.5	24	30	46	48	53	MLG1005S3N3CT000
3.2	3.2	3.3	3.4	3.5	24	30	46	48	53	MLG1005S3N3ST000
3.4	3.4	3.6	3.6	3.8	21	26	40	42	46	MLG1005S3N6BT000
3.4	3.4	3.6	3.6	3.8	21	26	40	42	46	MLG1005S3N6CT000
3.4	3.4	3.6	3.6	3.8	21	26	40	42	46	MLG1005S3N6ST000
3.7	3.7	3.9	3.9	4.1	22	28	43	45	50	MLG1005S3N9BT000
3.7	3.7	3.9	3.9	4.1	22	28	43	45	50	MLG1005S3N9CT000
3.7	3.7	3.9	3.9	4.1	22	28	43	45	50	MLG1005S3N9ST000
4.1	4.1	4.3	4.4	4.6	24	30	47	49	53	MLG1005S4N3CT000
4.1	4.1	4.3	4.4	4.6	24	30	47	49	53	MLG1005S4N3ST000
4.5	4.5	4.8	4.9	5.2	23	30	45	47	50	MLG1005S4N7CT000
4.5	4.5	4.8	4.9	5.2	23	30	45	47	50	MLG1005S4N7ST000
4.9	4.9	5.4	5.6	6.1	23	29	42	43	44	MLG1005S5N1CT000
4.9	4.9	5.4	5.6	6.1	23	29	42	43	44	MLG1005S5N1ST000
5.4	5.4	5.8	5.9	6.3	22	28	42	43	45	MLG1005S5N6CT000
5.4	5.4	5.8	5.9	6.3	22	28	42	43	45	MLG1005S5N6ST000
6	6	6.8	7.1	7.8	24	29	42	43	43	MLG1005S6N2HT000
6	6	6.8	7.1	7.8	24	29	42	43	43	MLG1005S6N2ST000
6.5	6.6	7.4	7.8	8.6	23	28	40	41	41	MLG1005S6N8HT000
6.5	6.6	7.4	7.8	8.6	23	28	40	41	41	MLG1005S6N8JT000
7.2	7.4	8.6	9.2	10.5	24	30	41	41	39	MLG1005S7N5HT000
7.2	7.4	8.6	9.2	10.5	24	30	41	41	39	MLG1005S7N5JT000
7.9	8	9.3	9.9	11.3	23	28	38	38	36	MLG1005S8N2HT000
7.9	8	9.3	9.9	11.3	23	28	38	38	36	MLG1005S8N2JT000
8.8	9	10.8	11.6	13.7	24	30	40	39	36	MLG1005S9N1HT000
8.8	9	10.8	11.6	13.7	24	30	40	39	36	MLG1005S9N1JT000
9.7	9.9	12.4	13.5	16.7	24	30	37	36	31	MLG1005S10NHT000
9.7	9.9	12.4	13.5	16.7	24	30	37	36	31	MLG1005S10NJT000
10.6	10.9	13.8	15.1	19	23	28	34	33	28	MLG1005S11NHT000
10.6	10.9	13.8	15.1	19	23	28	34	33	28	MLG1005S11NJT000

\* Please contact us for  $\pm 2\%$  inductance tolerance (code G) products.

## ○ Measurement equipment

Product No.	Manufacturer
4291B +16193A	Agilent Technologies

\* Equivalent measurement equipment may be used.

# MLG<sub>series</sub> MLG1005S Type

## ■ ELECTRICAL CHARACTERISTICS

### □ L, Q FREQUENCY CHARACTERISTICS TABLE

L(nH)typ.					Q typ.					Part No.*
500MHz	800MHz	1.8GHz	2.0GHz	2.4GHz	500MHz	800MHz	1.8GHz	2.0GHz	2.4GHz	
11.7	12.1	16.2	18.3		23	29	33	31		MLG1005S12NHT000
11.7	12.1	16.2	18.3		23	29	33	31		MLG1005S12NJT000
12.6	13	18.3	21.3		20	24	25	22		MLG1005S13NHT000
12.6	13	18.3	21.3		20	24	25	22		MLG1005S13NJT000
14.7	15.3	22.0	26.0		23	28	29	26		MLG1005S15NHT000
14.7	15.3	22.0	26.0		23	28	29	26		MLG1005S15NJT000
15.6	16.2	24.1	29.0		22	26	26	22		MLG1005S16NHT000
15.6	16.2	24.1	29.0		22	26	26	22		MLG1005S16NJT000
17.7	18.6	29.0			23	28	26			MLG1005S18NHT000
17.7	18.6	29.0			23	28	26			MLG1005S18NJT000
19.7	20.8	36.8			21	25	21			MLG1005S20NHT000
19.7	20.8	36.8			21	25	21			MLG1005S20NJT000
21.8	23.3				22	27				MLG1005S22NHT000
21.8	23.3				22	27				MLG1005S22NJT000
23.8	25.5				22	26				MLG1005S24NHT000
23.8	25.5				22	26				MLG1005S24NJT000
27	29.6				20	23				MLG1005S27NHT000
27	29.6				20	23				MLG1005S27NJT000
30.1	33.5				19	21				MLG1005S30NHT000
30.1	33.5				19	21				MLG1005S30NJT000
33.5	37.8				20	23				MLG1005S33NHT000
33.5	37.8				20	23				MLG1005S33NJT000
36.7	41.5				21	23				MLG1005S36NHT000
36.7	41.5				21	23				MLG1005S36NJT000
40.3	46.9				20	21				MLG1005S39NHT000
40.3	46.9				20	21				MLG1005S39NJT000
44.3	51.6				20	21				MLG1005S43NHT000
44.3	51.6				20	21				MLG1005S43NJT000
50.2	63.2				19	20				MLG1005S47NHT000
50.2	63.2				19	20				MLG1005S47NJT000
53.7	65.6				19	19				MLG1005S51NHT000
53.7	65.6				19	19				MLG1005S51NJT000
60.9	80.2				19	18				MLG1005S56NHT000
60.9	80.2				19	18				MLG1005S56NJT000
67.5	89.8				18	16				MLG1005S62NHT000
67.5	89.8				18	16				MLG1005S62NJT000
75.8	107.5				17	15				MLG1005S68NHT000
75.8	107.5				17	15				MLG1005S68NJT000
86.5	135.2				17	13				MLG1005S75NHT000
86.5	135.2				17	13				MLG1005S75NJT000

\* Please contact us for  $\pm 2\%$  inductance tolerance (code G) products.

### ○ Measurement equipment

Product No.	Manufacturer
4291B +16193A	Agilent Technologies

\* Equivalent measurement equipment may be used.

MLG<sub>series</sub> **MLG1005S Type**

## ■ ELECTRICAL CHARACTERISTICS

## □ L, Q FREQUENCY CHARACTERISTICS TABLE

L(nH)typ.					Q typ.					Part No.*
500MHz	800MHz	1.8GHz	2.0GHz	2.4GHz	500MHz	800MHz	1.8GHz	2.0GHz	2.4GHz	
96.9					16					MLG1005S82NHT000
96.9					16					MLG1005S82NJT000
111.0					15					MLG1005S91NHT000
111.0					15					MLG1005S91NJT000
128.9					14					MLG1005SR10HT000
128.9					14					MLG1005SR10JT000
140.8					15					MLG1005SR11HT000
140.8					15					MLG1005SR11JT000
175.2					12					MLG1005SR12HT000
175.2					12					MLG1005SR12JT000
187.8					13					MLG1005SR13HT000
187.8					13					MLG1005SR13JT000
284.7					11					MLG1005SR15HT000
284.7					11					MLG1005SR15JT000
										MLG1005SR16HT000
										MLG1005SR16JT000
										MLG1005SR18HT000
										MLG1005SR18JT000
										MLG1005SR20HT000
										MLG1005SR20JT000
										MLG1005SR22HT000
										MLG1005SR22JT000
										MLG1005SR24HT000
										MLG1005SR24JT000
										MLG1005SR27HT000
										MLG1005SR27JT000
										MLG1005SR30HT000
										MLG1005SR30JT000
										MLG1005SR33HT000
										MLG1005SR33JT000
										MLG1005SR36HT000
										MLG1005SR36JT000
										MLG1005SR39HT000
										MLG1005SR39JT000

\* Please contact us for  $\pm 2\%$  inductance tolerance (code G) products.

## ○ Measurement equipment

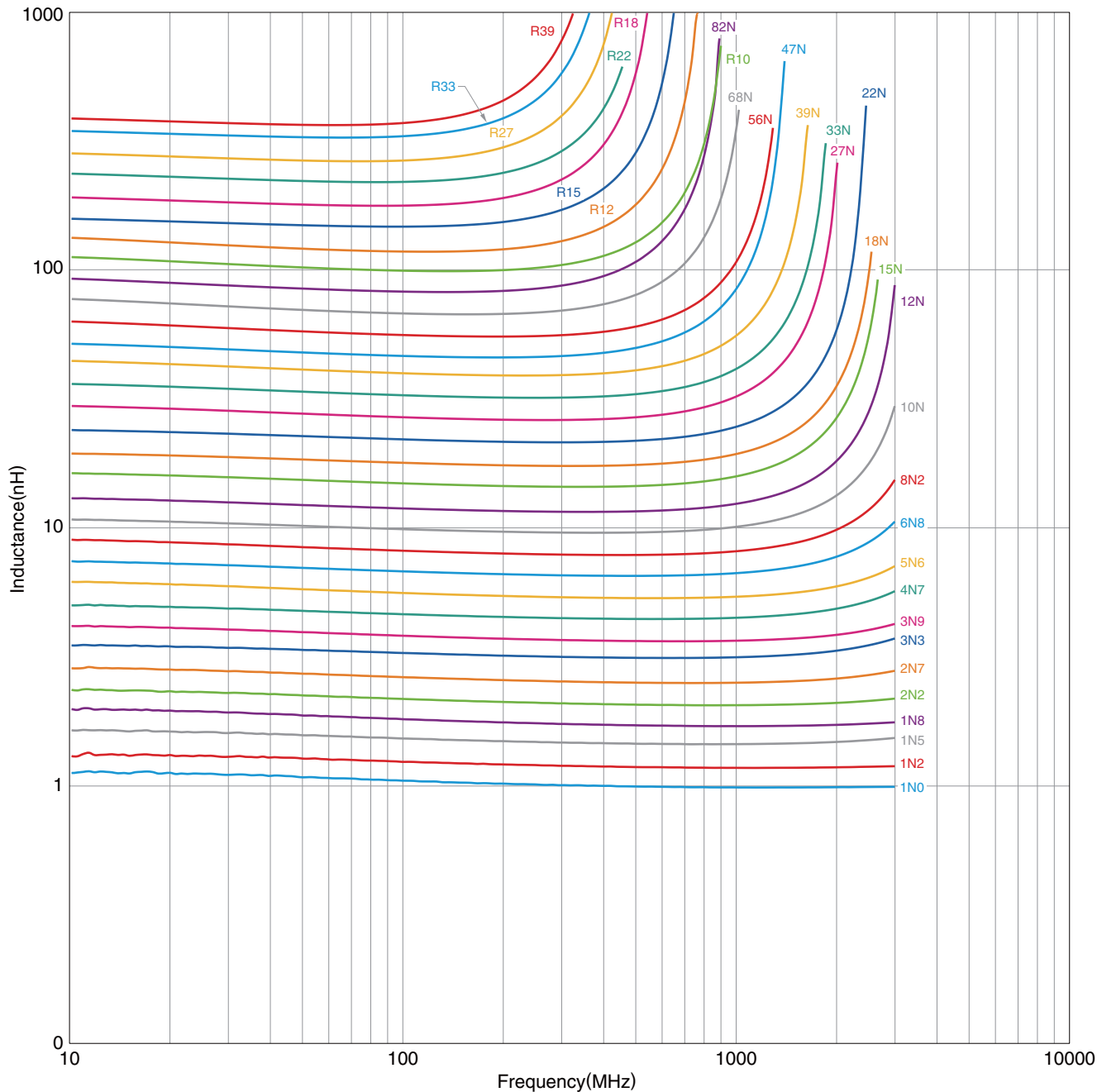
Product No.	Manufacturer
4291B +16193A	Agilent Technologies

\* Equivalent measurement equipment may be used.

# MLGseries **MLG1005S Type**

## ■ ELECTRICAL CHARACTERISTICS

### □ L FREQUENCY CHARACTERISTICS GRAPH (EXAMPLE)



○ Measurement equipment

Product No.	Manufacturer
E4991A +16193A	Agilent Technologies

\* Equivalent measurement equipment may be used.

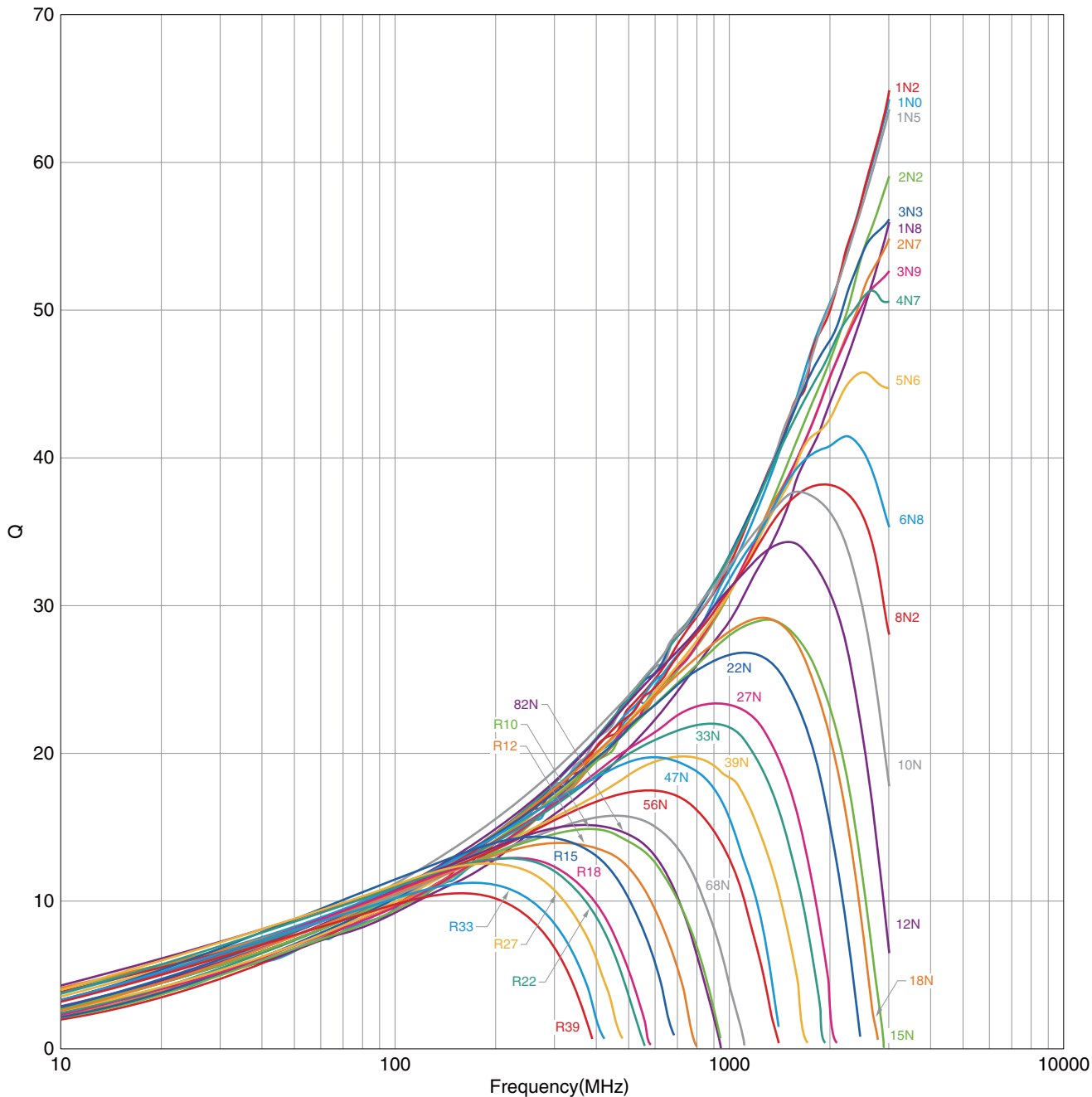
• All specifications are subject to change without notice.



# MLGseries MLG1005S Type

## ELECTRICAL CHARACTERISTICS

### Q FREQUENCY CHARACTERISTICS GRAPH (EXAMPLE)



○ Measurement equipment

Product No.	Manufacturer
E4991A +16193A	Agilent Technologies

\* Equivalent measurement equipment may be used.

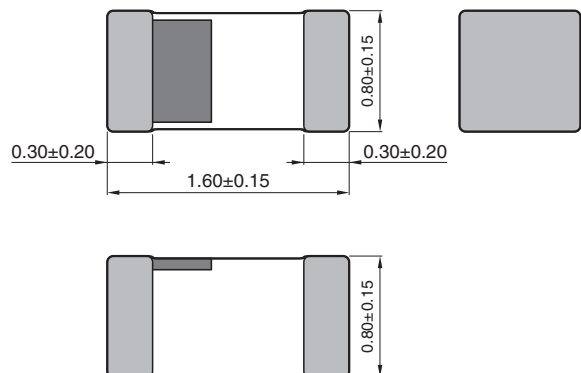
• All specifications are subject to change without notice.

MLGseries

# MLG1608Type

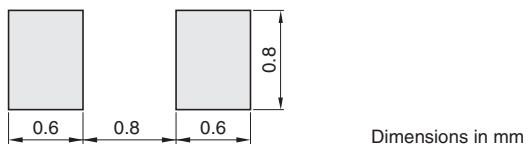


## ■ SHAPE & DIMENSIONS



Dimensions in mm

## ■ RECOMMENDED LAND PATTERN



Dimensions in mm

• All specifications are subject to change without notice.

MLGseries **MLG1608 Type**

## ■ ELECTRICAL CHARACTERISTICS

## □ CHARACTERISTICS SPECIFICATION TABLE

L (nH)	Tolerance	Q min.	L, Q measuring frequency (MHz)	Self-resonant frequency (GHz)		DC resistance ( $\Omega$ )		Rated current (mA) max.	Part No.*
				min.	typ.	max.	typ.		
1	$\pm 0.3\text{nH}$	8	100	10.0	20up	0.10	0.03	600	MLG1608B1N0ST000
1.2	$\pm 0.3\text{nH}$	8	100	10.0	20up	0.10	0.04	600	MLG1608B1N2ST000
1.5	$\pm 0.3\text{nH}$	8	100	10.0	19.6	0.10	0.03	600	MLG1608B1N5ST000
1.8	$\pm 0.3\text{nH}$	8	100	10.0	16.6	0.10	0.04	600	MLG1608B1N8ST000
2.2	$\pm 0.3\text{nH}$	10	100	8.0	10.8	0.10	0.05	600	MLG1608B2N2ST000
2.7	$\pm 0.3\text{nH}$	10	100	7.0	8.8	0.12	0.06	600	MLG1608B2N7ST000
3.3	$\pm 0.3\text{nH}$	10	100	6.5	8.8	0.12	0.06	600	MLG1608B3N3ST000
3.9	$\pm 0.3\text{nH}$	10	100	6.0	7.9	0.14	0.06	600	MLG1608B3N9ST000
4.7	$\pm 0.3\text{nH}$	10	100	5.0	6.8	0.15	0.08	600	MLG1608B4N7ST000
5.6	$\pm 0.5\text{nH}$	10	100	5.0	6.8	0.16	0.08	600	MLG1608B5N6DT000
6.8	$\pm 0.5\text{nH}$	10	100	4.5	5.7	0.18	0.10	600	MLG1608B6N8DT000
8.2	$\pm 0.5\text{nH}$	10	100	4.5	5.6	0.20	0.10	600	MLG1608B8N2DT000
10	$\pm 5\%$	12	100	3.5	4.5	0.20	0.11	600	MLG1608B10NJT000
12	$\pm 5\%$	12	100	3.0	3.8	0.25	0.13	600	MLG1608B12NJT000
15	$\pm 5\%$	12	100	2.8	3.6	0.28	0.14	600	MLG1608B15NJT000
18	$\pm 5\%$	12	100	2.6	3.3	0.32	0.16	600	MLG1608B18NJT000
22	$\pm 5\%$	12	100	2.3	3.0	0.35	0.19	500	MLG1608B22NJT000
27	$\pm 5\%$	12	100	2.0	2.7	0.40	0.21	500	MLG1608B27NJT000
33	$\pm 5\%$	12	100	1.8	2.3	0.50	0.25	500	MLG1608B33NJT000
39	$\pm 5\%$	12	100	1.6	2.0	0.55	0.26	400	MLG1608B39NJT000
47	$\pm 5\%$	14	100	1.4	1.8	0.60	0.35	400	MLG1608B47NJT000
56	$\pm 5\%$	14	100	1.2	1.8	0.70	0.41	400	MLG1608B56NJT000
68	$\pm 5\%$	14	100	1.1	1.6	0.75	0.43	300	MLG1608B68NJT000
82	$\pm 5\%$	14	100	1.0	1.4	0.80	0.50	300	MLG1608B82NJT000
100	$\pm 5\%$	14	100	0.80	1.2	1.00	0.64	300	MLG1608BR10JT000
120	$\pm 5\%$	14	100	0.65	0.8	1.20	0.89	300	MLG1608SR12JT000
150	$\pm 5\%$	14	100	0.55	0.7	1.30	1.03	250	MLG1608SR15JT000
180	$\pm 5\%$	14	100	0.50	0.6	1.40	1.08	250	MLG1608SR18JT000
220	$\pm 5\%$	14	100	0.45	0.6	1.70	1.29	200	MLG1608SR22JT000
270	$\pm 5\%$	14	100	0.35	0.5	2.00	1.59	200	MLG1608SR27JT000
330	$\pm 5\%$	10	50	0.35	0.47	2.80	1.90	100	MLG1608SR33JT000
390	$\pm 5\%$	10	50	0.30	0.43	3.00	2.06	100	MLG1608SR39JT000
470	$\pm 5\%$	10	50	0.25	0.39	3.50	2.47	100	MLG1608SR47JT000
560	$\pm 5\%$	10	50	0.25	0.36	4.50	3.20	70	MLG1608SR56JT000
680	$\pm 5\%$	10	50	0.20	0.31	5.50	3.88	70	MLG1608SR68JT000
820	$\pm 5\%$	10	50	0.15	0.22	5.50	3.76	70	MLG1608SR82JT000
1000	$\pm 5\%$	10	50	0.13	0.19	5.50	4.27	70	MLG1608S1R0JT000

\* Because it provides for a product of smaller inductance tolerance, please refer.

## ○ Measurement equipment

Measurement item	Product No.	Manufacturer
L, Q	4291B +16193A	Agilent Technologies
Self-resonant frequency	8720C	Panasonic
DC resistance	Type-7561	Yokogawa

\* Equivalent measurement equipment may be used.

MLGseries **MLG1608 Type**

## ■ ELECTRICAL CHARACTERISTICS

## □ L, Q FREQUENCY CHARACTERISTICS TABLE

L(nH)typ.					Q typ.					Part No.*
500MHz	800MHz	1.8GHz	2.0GHz	2.4GHz	500MHz	800MHz	1.8GHz	2.0GHz	2.4GHz	
1.0	1.0	1.0	1.0	1.0	39	48	77	82	95	MLG1608B1N0ST000
1.2	1.1	1.2	1.2	1.2	28	35	57	60	68	MLG1608B1N2ST000
1.5	1.5	1.5	1.5	1.5	37	48	78	81	93	MLG1608B1N5ST000
1.8	1.8	1.8	1.8	1.8	38	48	77	81	95	MLG1608B1N8ST000
2.2	2.1	2.2	2.2	2.2	44	54	88	91	107	MLG1608B2N2ST000
2.6	2.6	2.7	2.7	2.8	40	51	79	81	94	MLG1608B2N7ST000
3.2	3.2	3.3	3.3	3.4	38	48	76	79	91	MLG1608B3N3ST000
3.8	3.8	4.0	4.0	4.1	40	50	79	81	93	MLG1608B3N9ST000
4.6	4.6	4.9	5.0	5.2	41	51	76	79	88	MLG1608B4N7ST000
5.4	5.5	5.8	5.9	6.2	37	46	69	71	79	MLG1608B5N6DT000
6.6	6.7	7.3	7.5	8.0	38	47	67	68	74	MLG1608B6N8DT000
8.0	8.1	8.9	9.3	10	39	48	67	68	71	MLG1608B8N2DT000
9.8	10.0	11.5	12.1	13.6	38	47	63	63	61	MLG1608B10NJT000
11.8	12.1	14.8	16.0	19.3	39	48	59	57	51	MLG1608B12NJT000
14.8	15.4	20.6	23.4		38	46	49	46		MLG1608B15NJT000
17.8	18.5	25.5	29.3		36	44	47	42		MLG1608B18NJT000
21.9	22.9	33.6	40.2		36	44	43	38		MLG1608B22NJT000
27.1	28.8	50.6			37	43	34			MLG1608B27NJT000
33.4	36.0				37	43				MLG1608B33NJT000
40.2	45.0				36	40				MLG1608B39NJT000
49.1	56.0				38	41				MLG1608B47NJT000
59.6	71.1				37	38				MLG1608B56NJT000
74.0	92.8				34	33				MLG1608B68NJT000
91.1	120.6				33	31				MLG1608B82NJT000
118					35					MLG1608BR10JT000
188					23					MLG1608SR12JT000
										MLG1608SR15JT000
										MLG1608SR18JT000
										MLG1608SR22JT000
										MLG1608SR27JT000
										MLG1608SR33JT000
										MLG1608SR39JT000
										MLG1608SR47JT000
										MLG1608SR56JT000
										MLG1608SR68JT000
										MLG1608SR82JT000
										MLG1608SR1R0JT000

\* Because it provides for a product of smaller inductance tolerance, please refer.

## ○ Measurement equipment

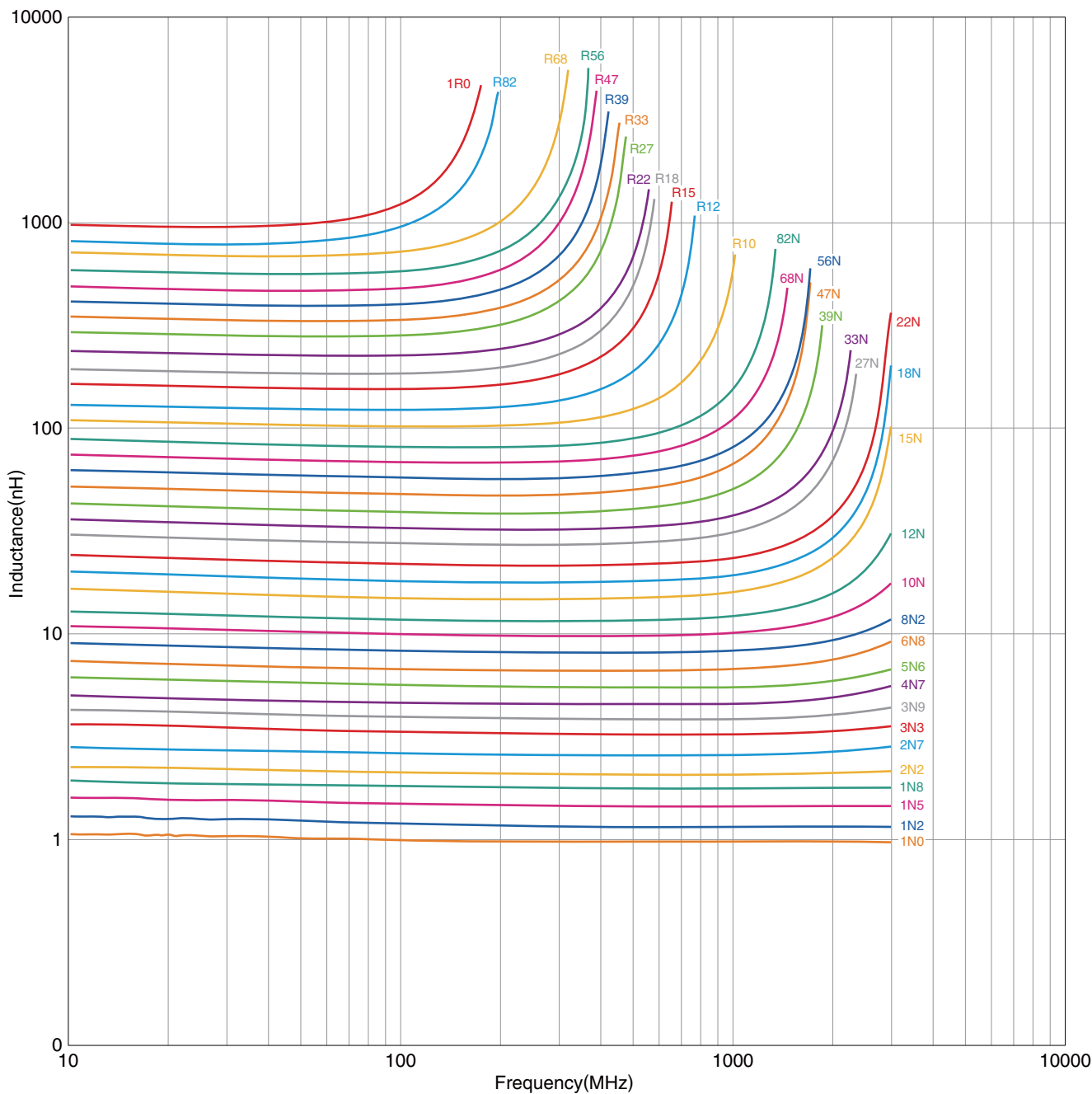
Product No.	Manufacturer
4291B +16193A	Agilent Technologies

\* Equivalent measurement equipment may be used.

# MLGseries MLG1608Type

## ELECTRICAL CHARACTERISTICS

### L FREQUENCY CHARACTERISTICS GRAPH (EXAMPLE)



○ Measurement equipment

Product No.	Manufacturer
E4991A +16193A	Agilent Technologies

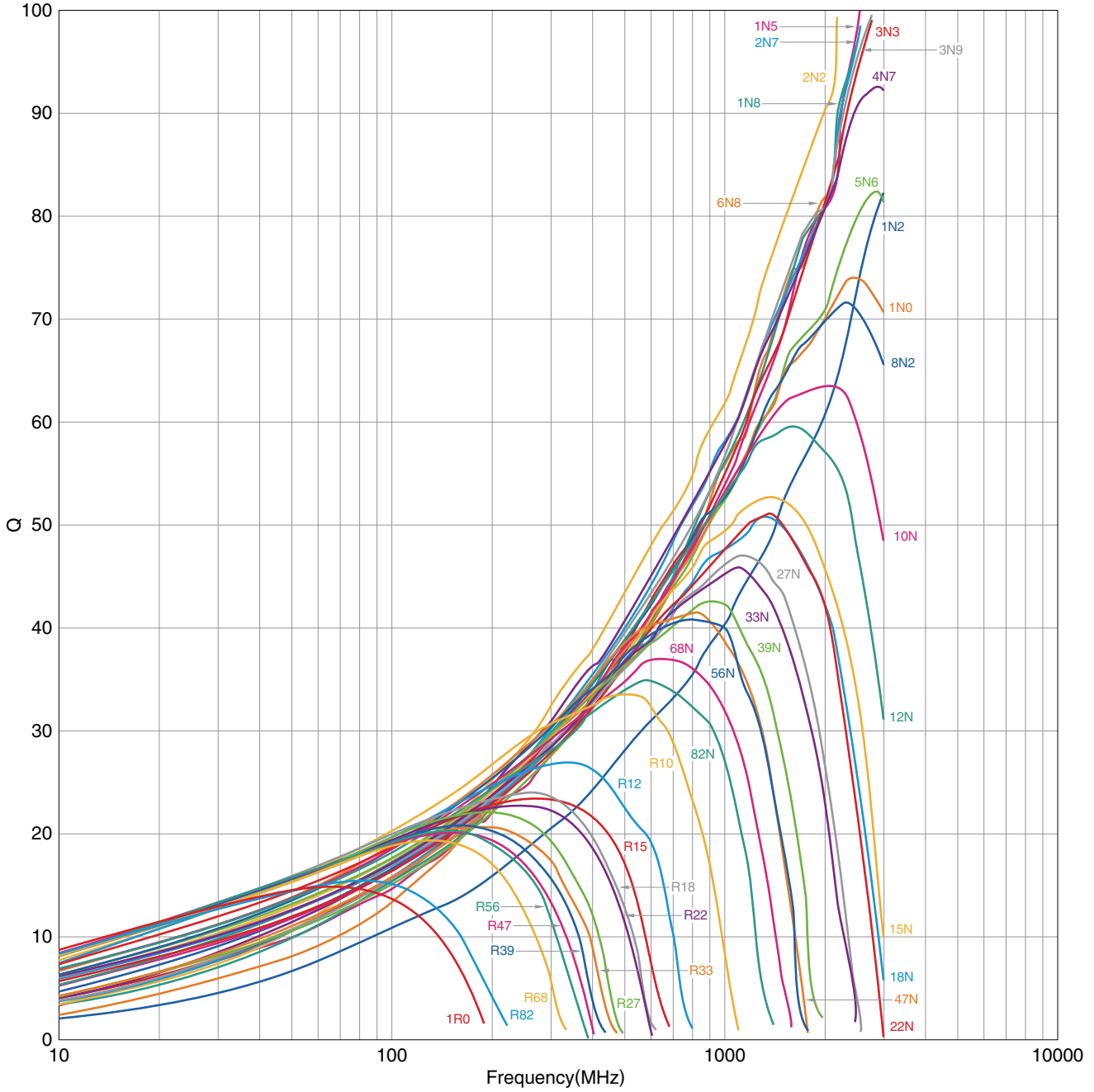
\* Equivalent measurement equipment may be used.

• All specifications are subject to change without notice.

# MLGseries **MLG1608Type**

## ELECTRICAL CHARACTERISTICS

### Q FREQUENCY CHARACTERISTICS GRAPH (EXAMPLE)



○ Measurement equipment

Product No.	Manufacturer
E4991A +16193A	Agilent Technologies

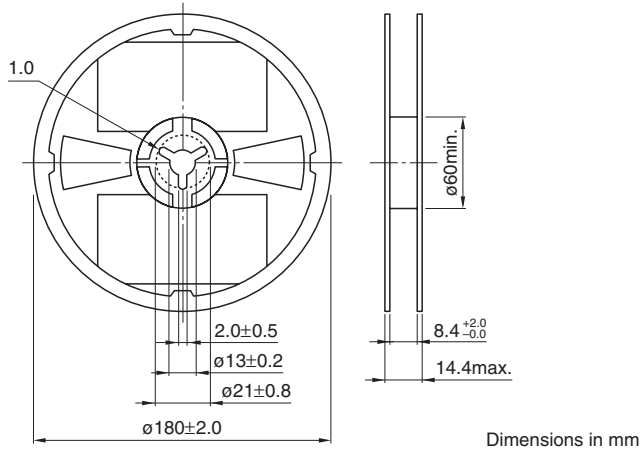
\* Equivalent measurement equipment may be used.

• All specifications are subject to change without notice.

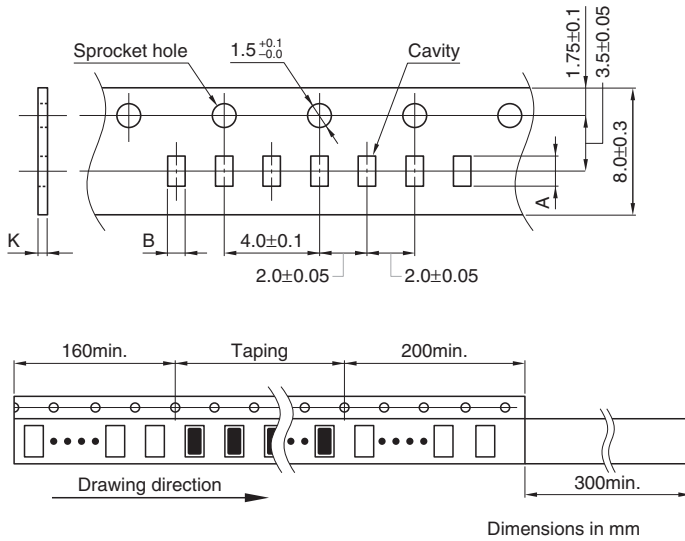
MLGseries

# Packaging Style

## REEL DIMENSIONS



## TAPE DIMENSIONS



Type	A	B	K
<b>MLG0603S</b>	0.68±0.05	0.38±0.05	0.5 max.
<b>MLG1005S</b>	1.12±0.1	0.62±0.1	0.8 max.
<b>MLG1608</b>	1.9±0.2	1.1±0.2	1.1 max.

• All specifications are subject to change without notice.