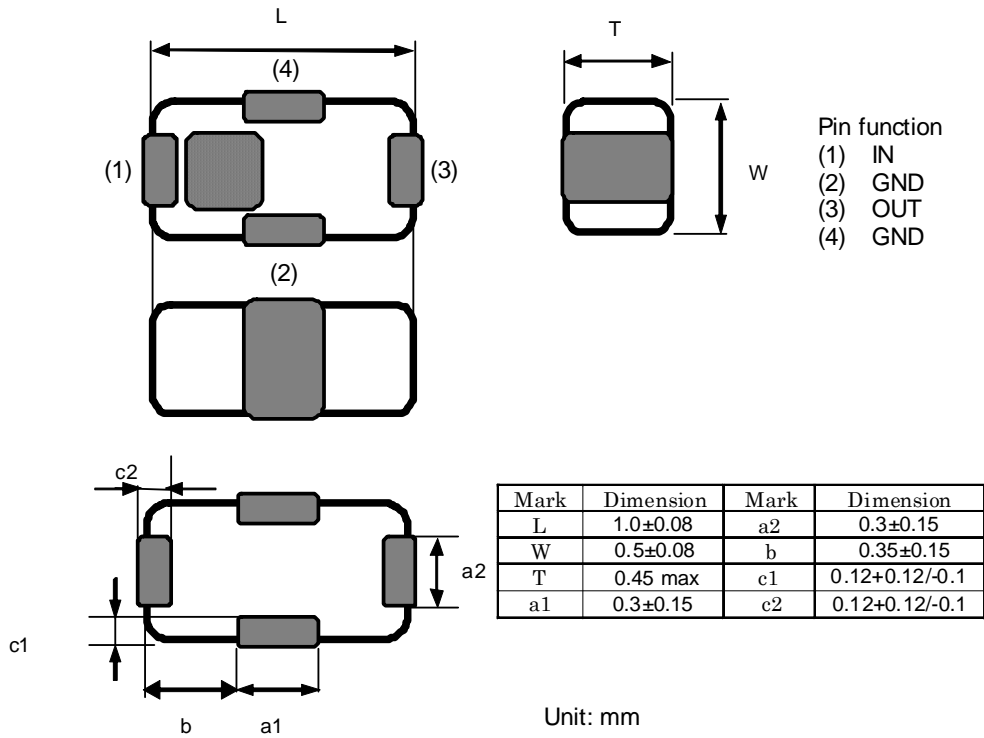


**MULTILAYER BAND PASS FILTER**

P/N: **DEA105425BT-1293A1**

**[MECHANICAL DIMENSIONS]**



**[ELECTRICAL CHARACTERISTICS (Ta=25-/+5 °C)]**

Parameter	Specification	Measurement Data	Unit
Frequency Range (Pass Band)	4900 – 5950	4900 – 5950	MHz
Insertion Loss	+25 °C	1.0 Max	0.73
	-40 ~ +85 °C	1.2 Max	-
Single ended port characteristic impedance	50 (Nominal)	50 (Nominal)	ohm
VSWR	4900 – 5950 MHz	2.00 Max	1.5
Attenuation	2400 – 2500 MHz	24.0 Min	29
	9800 – 11900 MHz	12.0 Min	17
	14700 – 17850 MHz	14.0 Min	24

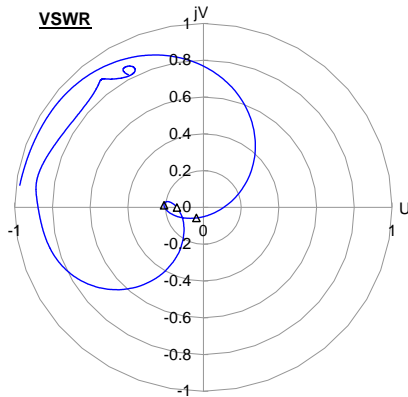
**[TEMPERATURE RANGE]**

Storage Temperature	-40 ~ +85 °C
Operating Temperature	-40 ~ +85 °C

[FREQUENCY CHARACTERISTICS]

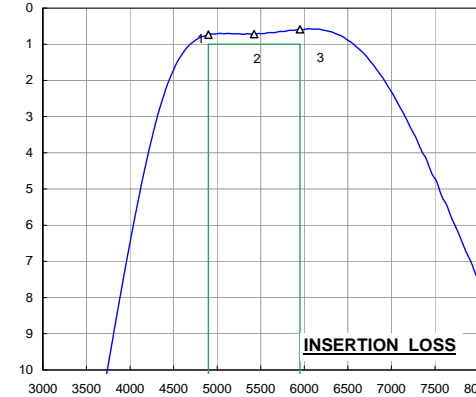
DEA105425BT-1293A1

S11 POLA REF 1.0 U SCALE 1.0U FS



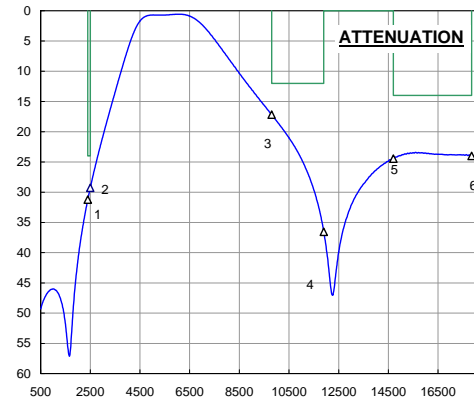
MARKER 1	4900 MHz	1.15
MARKER 2	5425 MHz	1.53
MARKER 3	5950 MHz	1.33
MARKER 4	0 MHz	#N/A
MARKER 5	0 MHz	#N/A
MARKER 6	0 MHz	#N/A

S21 Log MAG REF 0.0dB SCALE 1dB/



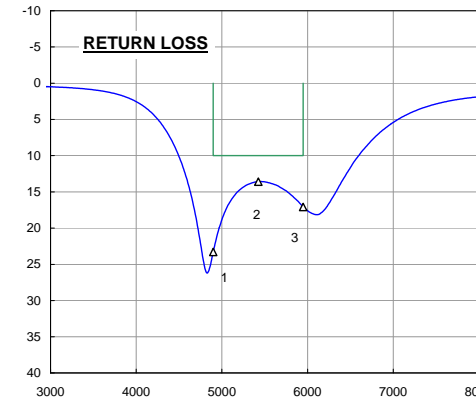
MARKER 1	4900 MHz	0.73 dB
MARKER 2	5425 MHz	0.72 dB
MARKER 3	5950 MHz	0.59 dB
MARKER 4	0 MHz	#N/A dB
MARKER 5	0 MHz	#N/A dB
MARKER 6	0 MHz	#N/A dB

S21 Log MAG REF 0.0dB SCALE 5.0dB/



MARKER 1	2400 MHz	31.2 dB
MARKER 2	2500 MHz	29.3 dB
MARKER 3	9800 MHz	17.2 dB
MARKER 4	11900 MHz	36.6 dB
MARKER 5	14700 MHz	24.5 dB
MARKER 6	17850 MHz	24.0 dB

S11 Log MAG REF -10.0dB SCALE 5.0dB/



MARKER 1	4900 MHz	23.3 dB
MARKER 2	5425 MHz	13.6 dB
MARKER 3	5950 MHz	17.1 dB
MARKER 4	0 MHz	#N/A dB
MARKER 5	0 MHz	#N/A dB
MARKER 6	0 MHz	#N/A dB

[RECOMMENDED LANDPATTERN]

