

Multilayer Low Pass Filters

For WiMAX

DEA Series

Type: **DEA162690LT-1217A2 (1.6×0.8×0.6mm)**
 DEA162700LT-5014A1 (1.6×0.8×0.6mm)
 DEA163600LT-5017A1 (1.6×0.8×0.6mm)
 DEA163800LT-5017C1 (1.6×0.8×0.6mm)

Issue date: December 2010

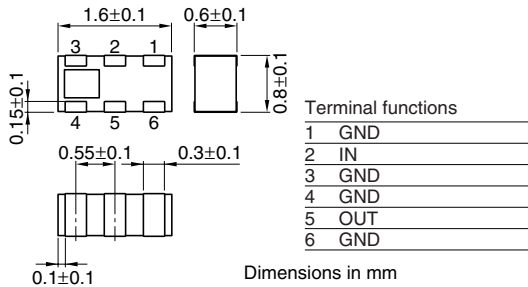
- All specifications are subject to change without notice.
 - Conformity to RoHS Directive: This means that, in conformity with EU Directive 2002/95/EC, lead, cadmium, mercury, hexavalent chromium, and specific bromine-based flame retardants, PBB and PBDE, have not been used, except for exempted applications.
-

Multilayer Chip Low Pass Filters For WiMAX

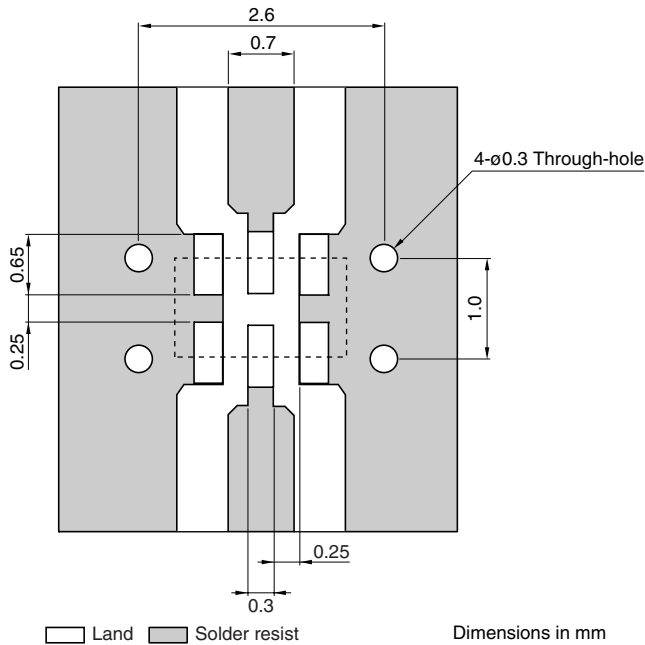
Conformity to RoHS Directive

DEA Series DEA162690LT-1217A2

SHAPES AND DIMENSIONS



RECOMMENDED PC BOARD PATTERNS



ELECTRICAL CHARACTERISTICS

Item			Minimum value	Typical value	Maximum value
Insertion loss	[2300 to 2690MHz]	(dB)	—	0.32	0.8
Return loss	[2300 to 2690MHz]	(dB)	10	22	—
Attenuation	[4600 to 5400MHz]	(dB)	25	45	—
	[6900 to 8070MHz]	(dB)	25	33	—
Temperature range	Operating	(°C)	-40	—	+85
	Storage	(°C)	-40	—	+85

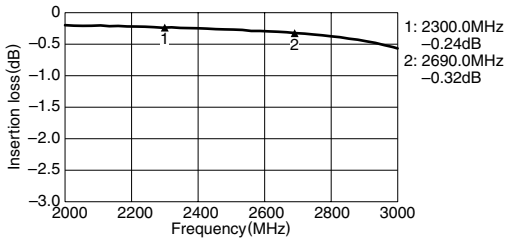
• Ta: 25±5°C

• Conformity to RoHS Directive: This means that, in conformity with EU Directive 2002/95/EC, lead, cadmium, mercury, hexavalent chromium, and specific bromine-based flame retardants, PBB and PBDE, have not been used, except for exempted applications.

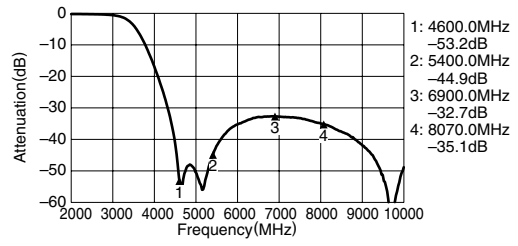
• All specifications are subject to change without notice.

FREQUENCY CHARACTERISTICS

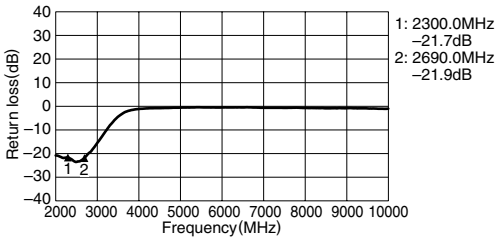
INSERTION LOSS



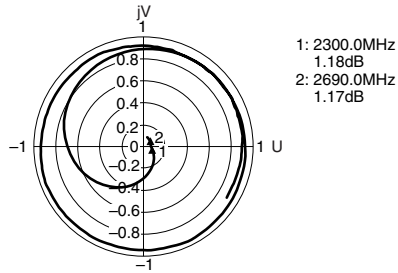
ATTENUATION



RETURN LOSS



VSWR

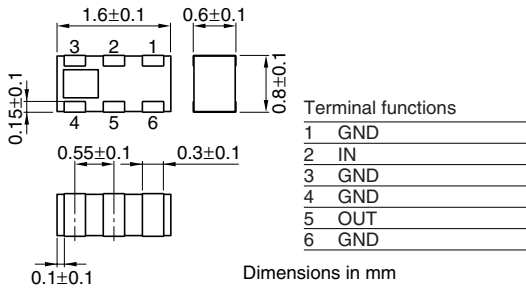


Multilayer Chip Low Pass Filters For WiMAX

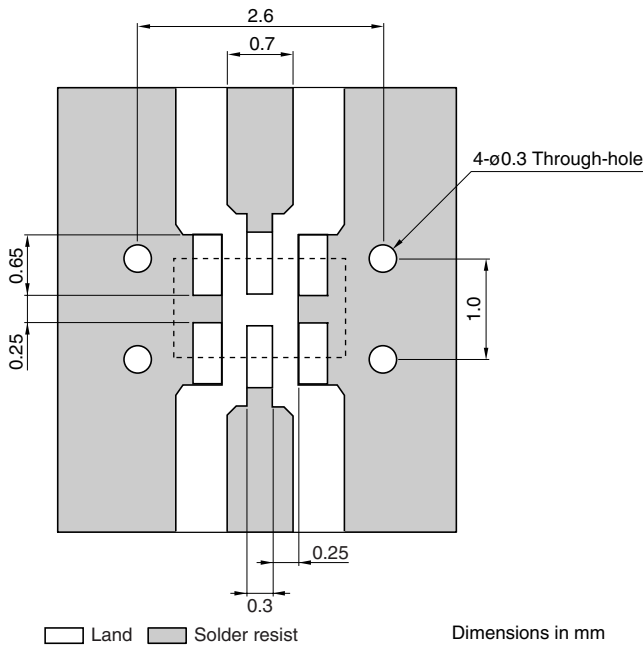
Conformity to RoHS Directive

DEA Series DEA162700LT-5014A1

SHAPES AND DIMENSIONS



RECOMMENDED PC BOARD PATTERNS



ELECTRICAL CHARACTERISTICS

Item				Minimum value	Typical value	Maximum value
Insertion loss	[at +25°C]	[2400 to 2700MHz]	(dB)	—	—	0.35
	[at -40 to +85°C]	[2400 to 2700MHz]	(dB)	—	—	0.40
Attenuation		[4800 to 5390MHz]	(dB)	26	—	—
		[7200 to 8085MHz]	(dB)	23	—	—
Return loss		[2400 to 2700MHz]	(dB)	10	—	—
Temperature range		Operating	(°C)	-40	—	+85
		Storage	(°C)	-40	—	+85

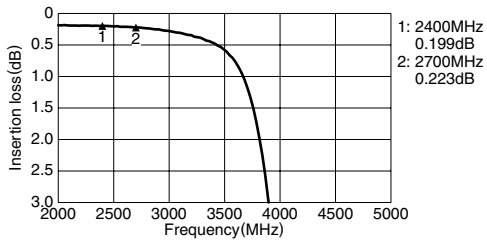
• Ta: +25±5°C

• Conformity to RoHS Directive: This means that, in conformity with EU Directive 2002/95/EC, lead, cadmium, mercury, hexavalent chromium, and specific bromine-based flame retardants, PBB and PBDE, have not been used, except for exempted applications.

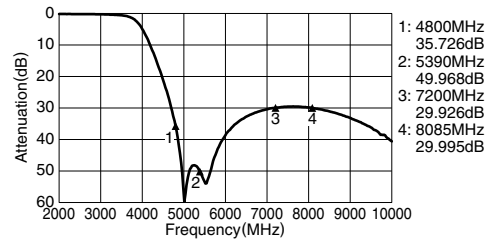
• All specifications are subject to change without notice.

FREQUENCY CHARACTERISTICS

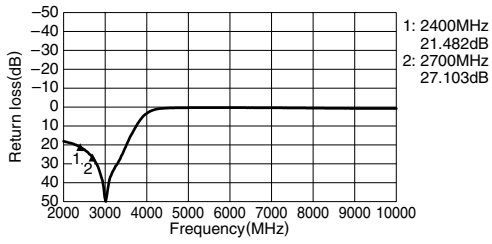
INSERTION LOSS



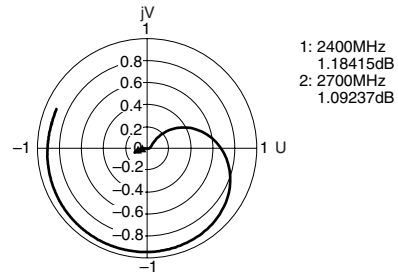
ATTENUATION



RETURN LOSS



VSWR

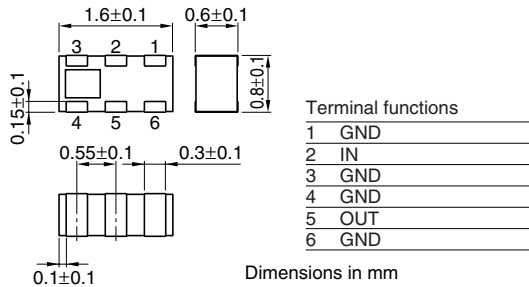


Multilayer Chip Low Pass Filters For WiMAX

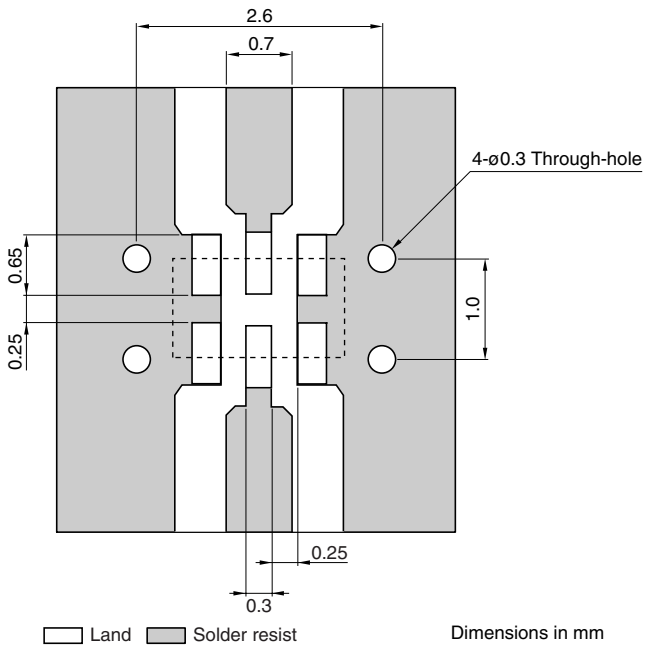
Conformity to RoHS Directive

DEA Series DEA163600LT-5017A1

SHAPES AND DIMENSIONS



RECOMMENDED PC BOARD PATTERNS



ELECTRICAL CHARACTERISTICS

Item				Minimum value	Typical value	Maximum value
Insertion loss	[at +25°C]	[3400 to 3600MHz]	(dB)	—	—	0.50
	[at -40 to +85°C]	[3400 to 3600MHz]	(dB)	—	—	0.55
Attenuation		[6800 to 7200MHz]	(dB)	26	—	—
Return loss		[3400 to 3600MHz]	(dB)	10	—	—
Temperature range		Operating	(°C)	-40	—	+85
		Storage	(°C)	-40	—	+85

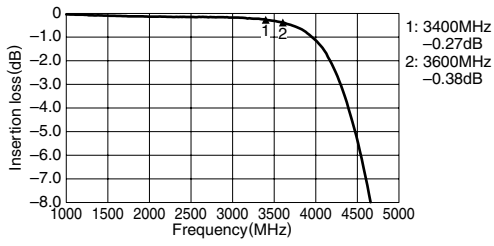
• Ta: +25±5°C

• Conformity to RoHS Directive: This means that, in conformity with EU Directive 2002/95/EC, lead, cadmium, mercury, hexavalent chromium, and specific bromine-based flame retardants, PBB and PBDE, have not been used, except for exempted applications.

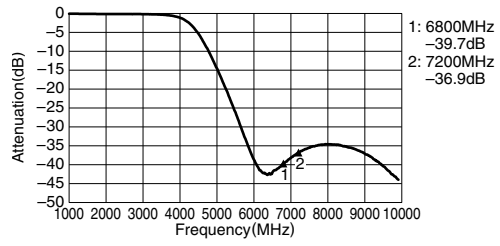
• All specifications are subject to change without notice.

FREQUENCY CHARACTERISTICS

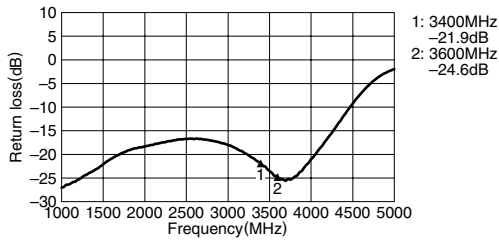
INSERTION LOSS



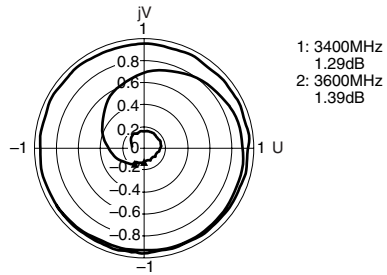
ATTENUATION



RETURN LOSS



VSWR

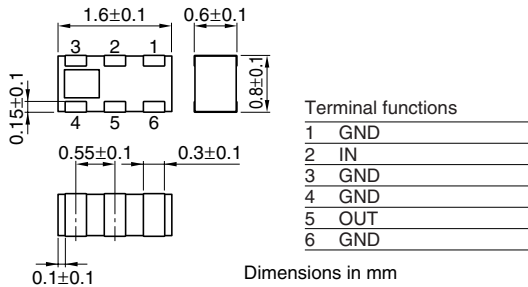


Multilayer Chip Low Pass Filters For WiMAX

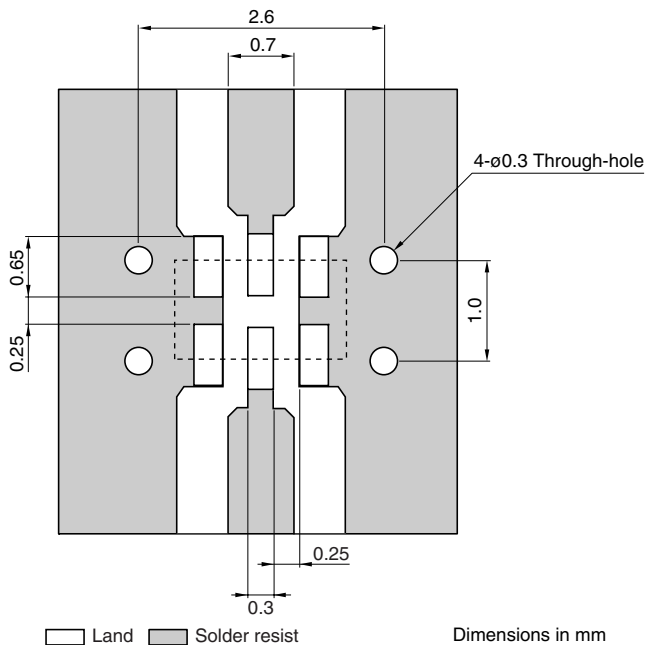
Conformity to RoHS Directive

DEA Series DEA163800LT-5017C1

SHAPES AND DIMENSIONS



RECOMMENDED PC BOARD PATTERNS



Line width be designed to match 50Ω characteristic impedance depending on PCB material and thickness

ELECTRICAL CHARACTERISTICS

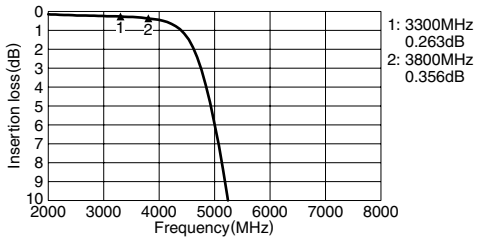
Item	Frequency range		Minimum value	Typical value	Maximum value
Insertion loss	[3300 to 3800MHz]	(dB)	—	—	0.60
Return loss	[3300 to 3800MHz]	(dB)	10.0	—	—
Attenuation	[6600 to 7600MHz]	(dB)	35.0	—	—
	[9900 to 11400MHz]	(dB)	35.0	—	—
Temperature range	Operating	(°C)	-40	—	+85
	Storage	(°C)	-40	—	+85

• Conformity to RoHS Directive: This means that, in conformity with EU Directive 2002/95/EC, lead, cadmium, mercury, hexavalent chromium, and specific bromine-based flame retardants, PBB and PBDE, have not been used, except for exempted applications.

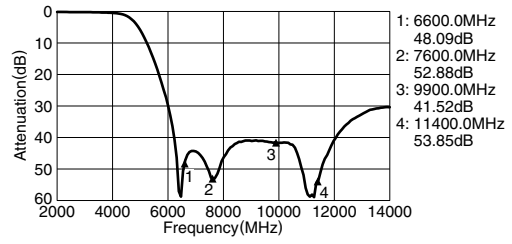
• All specifications are subject to change without notice.

FREQUENCY CHARACTERISTICS

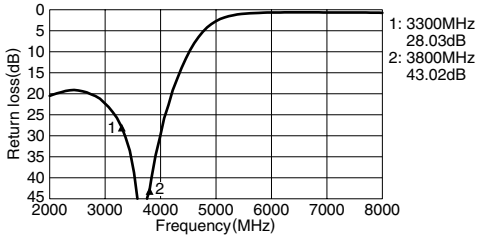
INSERTION LOSS



ATTENUATION



RETURN LOSS



VSWR

