

Multilayer Band Pass Filters

For 5.0GHz W-LAN

DEA Series

Type: **DEA205425BT-1209B2 (2.0×1.25×0.9mm)**
 DEA205437BT-1200 (2.0×1.25×0.9mm)
 DEA205375BT-2054A1 (2.0×1.25×0.95mm)
 DEA205425BT-2028A4 (2.0×1.25×0.95mm)

Issue date: November 2010

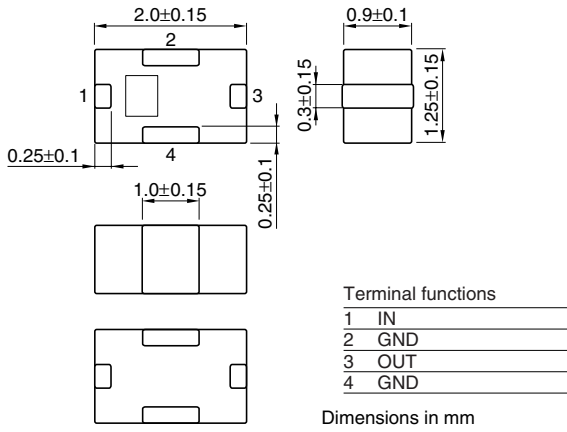
- All specifications are subject to change without notice.
 - Conformity to RoHS Directive: This means that, in conformity with EU Directive 2002/95/EC, lead, cadmium, mercury, hexavalent chromium, and specific bromine-based flame retardants, PBB and PBDE, have not been used, except for exempted applications.
-

Multilayer Chip Band Pass Filters For 5.0GHz W-LAN

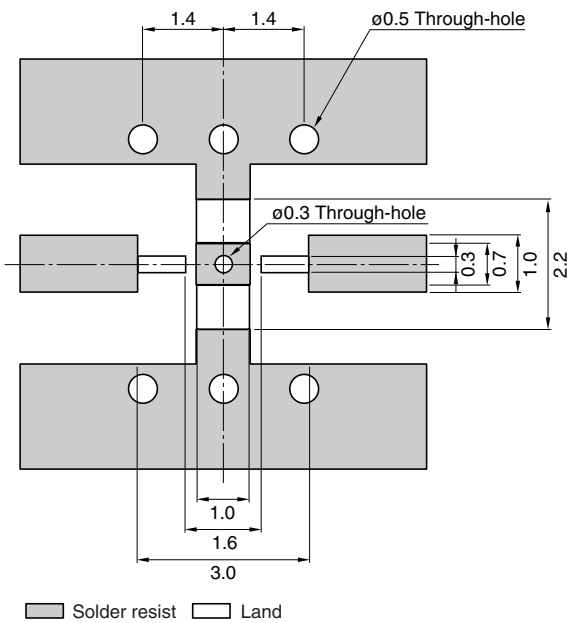
Conformity to RoHS Directive

DEA Series DEA205425BT-1209B2

SHAPES AND DIMENSIONS



RECOMMENDED PC BOARD PATTERNS



Line width be designed to mach 50Ω characteristic impedance depending on PCB material and thickness

Dimensions in mm

• Conformity to RoHS Directive: This means that, in conformity with EU Directive 2002/95/EC, lead, cadmium, mercury, hexavalent chromium, and specific bromine-based flame retardants, PBB and PBDE, have not been used, except for exempted applications.

• All specifications are subject to change without notice.

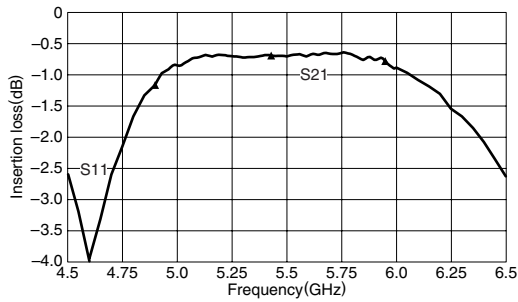
ELECTRICAL CHARACTERISTICS

Item			Minimum value	Typical value	Maximum value
Center frequency	[5425MHz]		—	—	—
Insertion loss	[4900 to 5950MHz]	(dB)	—	1.1	1.5
Return loss	[4900 to 5950MHz]	(dB)	10	—	—
	[500 to 1900MHz]	(dB)	35	41	—
Attenuation	[2140 to 3300MHz]	(dB)	30	38	—
	[3450MHz]	(dB)	25	34	—
	[9800 to 11900MHz]	(dB)	17	25	—
Temperature range	Operating	(°C)	-40	—	+85
	Storage	(°C)	-40	—	+85

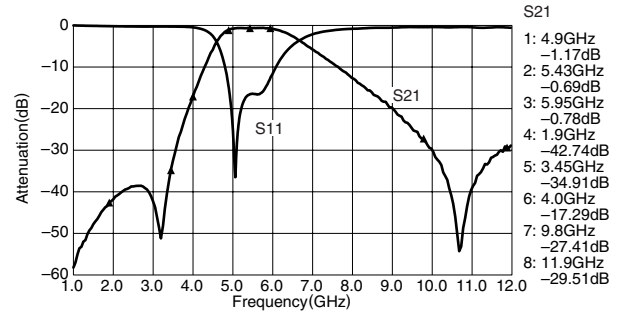
• Ta: +25°C

FREQUENCY CHARACTERISTICS

INSERTION LOSS



ATTENUATION

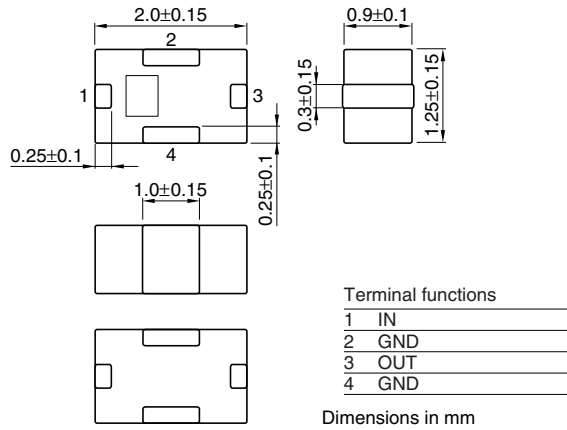


Multilayer Chip Band Pass Filters For 5.0GHz W-LAN

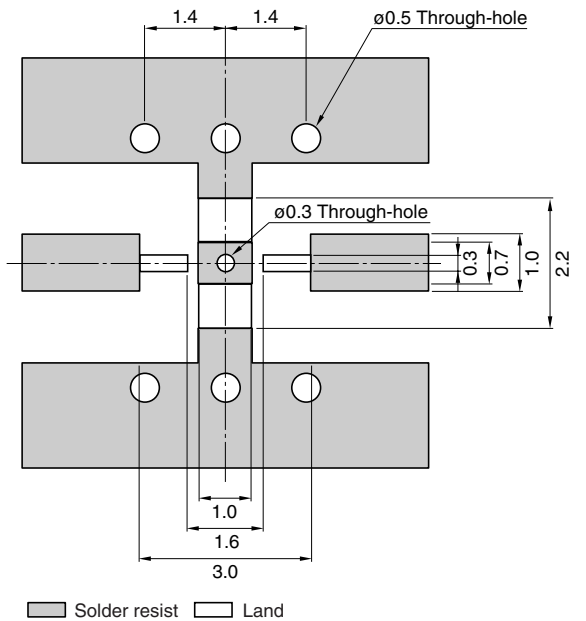
Conformity to RoHS Directive

DEA Series DEA205437BT-1200

SHAPES AND DIMENSIONS



RECOMMENDED PC BOARD PATTERNS



Line width be designed to match 50Ω characteristic impedance depending on PCB material and thickness

Dimensions in mm

- Conformity to RoHS Directive: This means that, in conformity with EU Directive 2002/95/EC, lead, cadmium, mercury, hexavalent chromium, and specific bromine-based flame retardants, PBB and PBDE, have not been used, except for exempted applications.

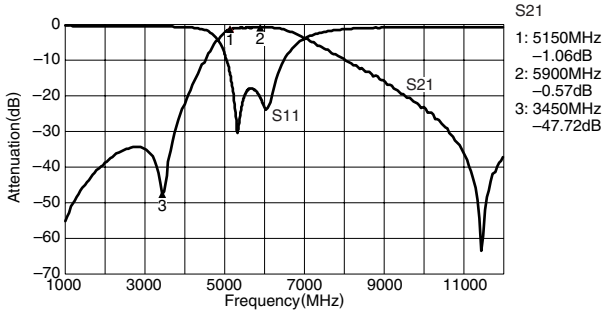
- All specifications are subject to change without notice.

ELECTRICAL CHARACTERISTICS

Item			Minimum value	Typical value	Maximum value
Center frequency	[5525MHz]		—	—	—
Insertion loss	[5150 to 5900MHz]	(dB)	—	1.1	1.5
Return loss	[5150 to 5900MHz]	(dB)	10	—	—
Attenuation	[3450MHz]	(dB)	35	—	—
Temperature range	Operating	(°C)	-40	—	+85
	Storage	(°C)	-40	—	+85

• Ta: +25°C

FREQUENCY CHARACTERISTICS

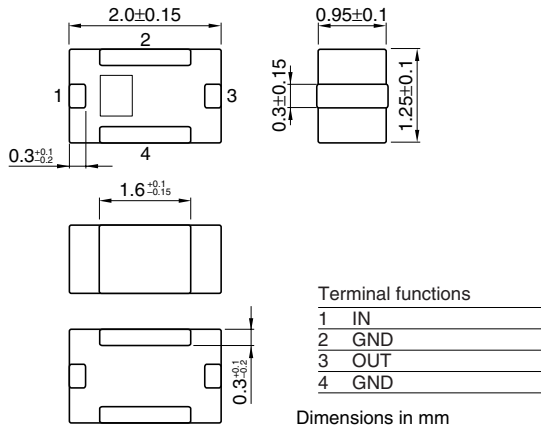


Multilayer Chip Band Pass Filters For 5.0GHz W-LAN

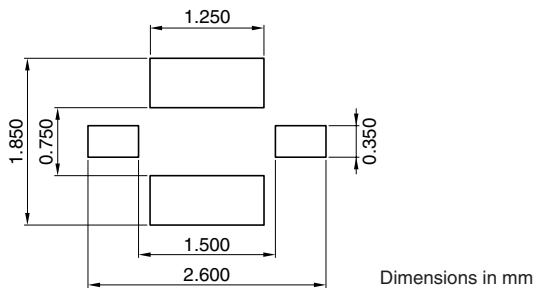
Conformity to RoHS Directive

DEA Series DEA205375BT-2054A1

SHAPES AND DIMENSIONS



RECOMMENDED PC BOARD PATTERNS



ELECTRICAL CHARACTERISTICS

Item				Minimum value	Typical value	Maximum value
Insertion loss	[25°C]	[4900 to 5850MHz]	(dB)	—	—	2.2
	[−40 to +85°C]	[4900 to 5850MHz]	(dB)	—	—	2.5
VSWR		[4900 to 5850MHz]		—	—	2.2
		[340 to 1195MHz]	(dB)	38.0	—	—
Attenuation		[2140 to 3580MHz]	(dB)	19.0	—	—
		[6855 to 7150MHz]	(dB)	25.0	—	—
		[8570 to 8930MHz]	(dB)	20.0	—	—
Ripple		[4900 to 5850MHz]	(dB)	—	—	1.8
Temperature range	Operating		(°C)	−40	—	+85
	Storage		(°C)	−40	—	+85

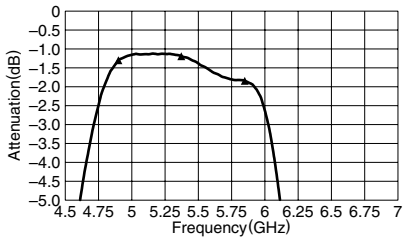
• Ta: +25°C

• Conformity to RoHS Directive: This means that, in conformity with EU Directive 2002/95/EC, lead, cadmium, mercury, hexavalent chromium, and specific bromine-based flame retardants, PBB and PBDE, have not been used, except for exempted applications.

• All specifications are subject to change without notice.

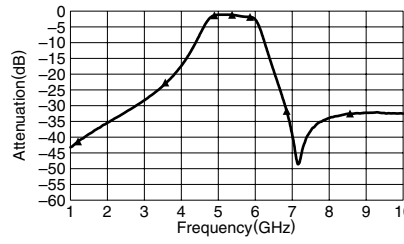
FREQUENCY CHARACTERISTICS

INSERTION LOSS



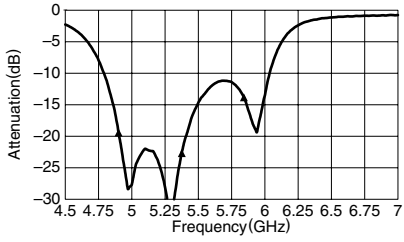
- 1: 4.9GHz
-1.30dB
- 2: 5.375GHz
-1.19dB
- 3: 5.85GHz
-1.8dB

ATTENUATION



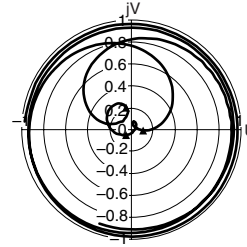
- 1: 1.195GHz
-41.50dB
- 2: 3.58GHz
-22.91dB
- 3: 4.9GHz
-1.30dB
- 4: 5.375GHz
-1.19dB
- 5: 5.85GHz
-1.8dB
- 6: 6.855GHz
-31.80dB
- 7: 8.57GHz
-32.60dB

RETURN LOSS



- 1: 4.9GHz
-19.45dB
- 2: 5.375GHz
-22.65dB
- 3: 5.85GHz
-13.718dB

VSWR

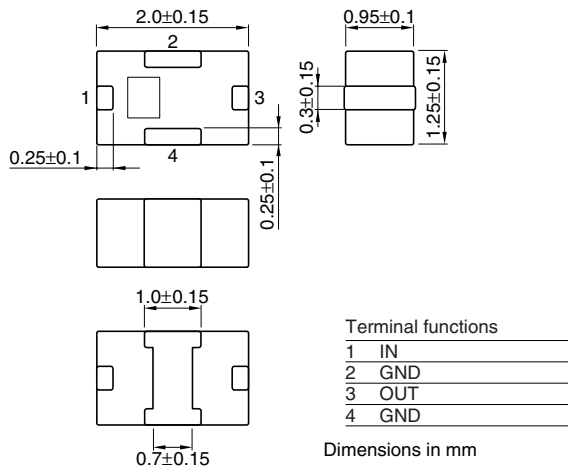


Multilayer Chip Band Pass Filters For 5.0GHz W-LAN

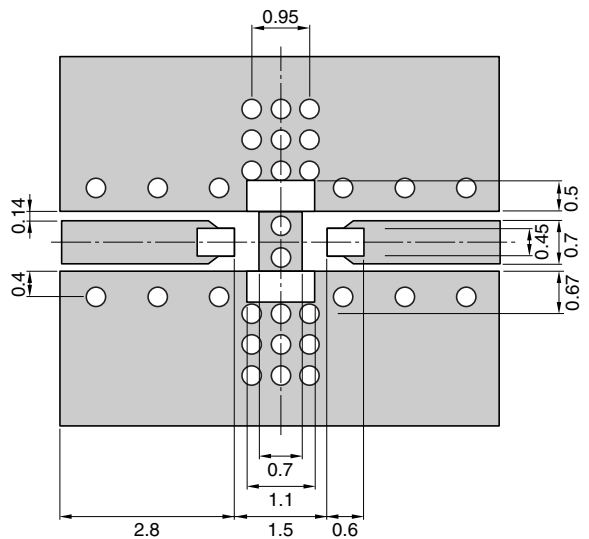
Conformity to RoHS Directive

DEA Series DEA205425BT-2028A4

SHAPES AND DIMENSIONS



RECOMMENDED PC BOARD PATTERNS



■ Solder resist □ Land

Line width be designed to match 50Ω characteristic impedance depending on PCB material and thickness

Dimensions in mm

• Conformity to RoHS Directive: This means that, in conformity with EU Directive 2002/95/EC, lead, cadmium, mercury, hexavalent chromium, and specific bromine-based flame retardants, PBB and PBDE, have not been used, except for exempted applications.

• All specifications are subject to change without notice.

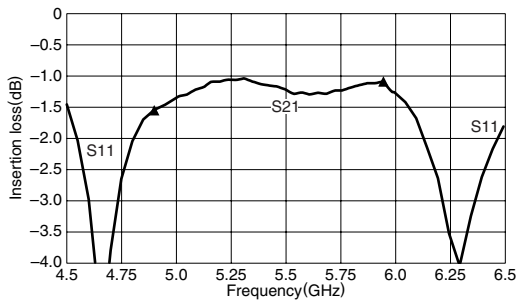
ELECTRICAL CHARACTERISTICS

Item			Minimum value	Typical value	Maximum value
Center frequency	[5425MHz]		—	—	—
Insertion loss	[4900 to 5950MHz]	(dB)	—	1.6	2.0
Return loss	[4900 to 5950MHz]	(dB)	9	11	—
Attenuation	[1280 to 3300MHz]	(dB)	40	50	—
	[3300 to 4000MHz]	(dB)	25	33	—
	[4375 to 4465MHz]	(dB)	7	12	—
	[7300 to 8930MHz]	(dB)	14	18	—
Temperature range	Operating	(°C)	-40	—	+85
	Storage	(°C)	-40	—	+85

• Ta: +25°C

FREQUENCY CHARACTERISTICS

INSERTION LOSS



ATTENUATION

