



Inductors for Power Circuits

Multilayer Ferrite

MLP Series

MLP2012 Type

MLP2012

2012 [0805 inch]*

* Dimensions Code JIS[EIA]

REMINDERS FOR USING THESE PRODUCTS

Before using these products, be sure to request the delivery specifications.

SAFETY REMINDERS

Please pay sufficient attention to the warnings for safe designing when using these products.

REMINDERS

- The storage period is less than 12 months. Be sure to follow the storage conditions (Temperature: 5 to 40°C, Humidity: 10 to 75% RH or less).
If the storage period elapses, the soldering of the terminal electrodes may deteriorate.
- Do not use or store in locations where there are conditions such as gas corrosion (salt, acid, alkali, etc.).
- Before soldering, be sure to preheat components.
The preheating temperature should be set so that the temperature difference between the solder temperature and chip temperature does not exceed 150°C.
- Soldering corrections after mounting should be within the range of the conditions determined in the specifications.
If overheated, a short circuit, performance deterioration, or lifespan shortening may occur.
- When embedding a printed circuit board where a chip is mounted to a set, be sure that residual stress is not given to the chip due to the overall distortion of the printed circuit board and partial distortion such as at screw tightening portions.
- Self heating (temperature increase) occurs when the power is turned ON, so the tolerance should be sufficient for the set thermal design.
- Carefully lay out the coil for the circuit board design of the non-magnetic shield type.
A malfunction may occur due to magnetic interference.
- Use a wrist band to discharge static electricity in your body through the grounding wire.
- Do not expose the products to magnets or magnetic fields.
- Do not use for a purpose outside of the contents regulated in the delivery specifications.
- The products listed on this catalog are intended for use in general electronic equipment (AV equipment, telecommunications equipment, home appliances, amusement equipment, computer equipment, personal equipment, office equipment, measurement equipment, industrial robots) under a normal operation and use condition.
The products are not designed or warranted to meet the requirements of the applications listed below, whose performance and/or quality require a more stringent level of safety or reliability, or whose failure, malfunction or trouble could cause serious damage to society, person or property.
If you intend to use the products in the applications listed below or if you have special requirements exceeding the range or conditions set forth in the each catalog, please contact us.

- (1) Aerospace/Aviation equipment
- (2) Transportation equipment (cars, electric trains, ships, etc.)
- (3) Medical equipment
- (4) Power-generation control equipment
- (5) Atomic energy-related equipment
- (6) Seabed equipment
- (7) Transportation control equipment

- (8) Public information-processing equipment
- (9) Military equipment
- (10) Electric heating apparatus, burning equipment
- (11) Disaster prevention/crime prevention equipment
- (12) Safety equipment
- (13) Other applications that are not considered general-purpose applications

When designing your equipment even for general-purpose applications, you are kindly requested to take into consideration securing protection circuit/device or providing backup circuits in your equipment.

Inductors for Power Circuits

Multilayer Ferrite

Product compatible with RoHS directive
Halogen-free
Compatible with lead-free solders

Overview of MLP2012 Type

FEATURES

- A low-loss magnetic material is used so that a low-loss inductor for the power supply circuit can be achieved.
- In addition to the inductance value, product types with various features are available so that they can be compatible with different usages.
 - H Type: This product uses a low-loss material and has low DC resistance.
 - * Optimal for when heavy load power efficiency is important.
 - V Type: As with the H type, this product with a low-loss magnetic material and that has good DC superimposition type characteristics.
 - * Optimal for when light load power efficiency is important.
 - S Type: STD product lineup that includes a wide L value and various sizes.

APPLICATION

Smart phones, tablet terminals, digital cameras, video cameras, HDDs, power supply modules, etc.

PART NUMBER CONSTRUCTION

| MLP | 2012 | | H | R47 | | M | | T | | 0S1 | |
|-------------|---------------------|----------|---------------------|---|-----------------|------|------------------|------|-----------------|--------|---------------|
| Series name | L×W Dimensions (mm) | | Characteristic type | | Inductance (μH) | | Height (mm max.) | | Packaging style | | Internal code |
| | 2012 | 2.0×1.25 | H | Low core loss (Emphasized DC resistance) | R47 | 0.47 | T | 0.55 | T | Taping | 0S1 |
| | | | | | 1R0 | 1.0 | M | 1.0 | | | |
| | | | V | Low core loss (Emphasized DC bias characteristics) | | | | | | | |
| | | | S | STD product | | | | | | | |

OPERATING TEMPERATURE RANGE, PACKAGE QUANTITY, PRODUCT WEIGHT

| Type | Temperature range | | Package quantity (pieces/reel) | Individual weight (mg) |
|---------|--------------------------------|-------------------------------|-----------------------------------|---------------------------|
| | Operating temperature* (°C) | Storage temperature** (°C) | | |
| MLP2012 | t=0.55 | -40 to +125 | 4,000 | 7 |
| | t=1.0 | | | 10 |

* Operating temperature range includes self-temperature rise.

** The Storage temperature range is for after the circuit board is mounted.

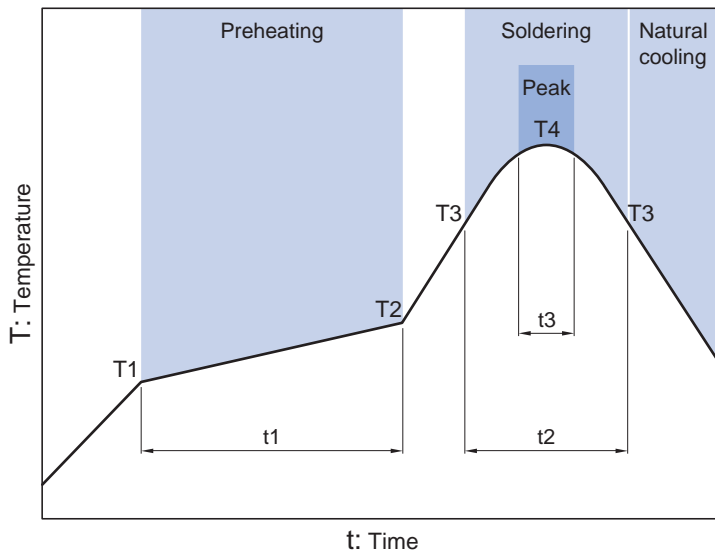
○ RoHS Directive Compliant Product: See the following for more details. <https://product.tdk.com/info/en/environment/rohs/index.html>

○ Halogen-free: Indicates that Cl content is less than 900ppm, Br content is less than 900ppm, and that the total Cl and Br content is less than 1500ppm.

⚠ Please be sure to request delivery specifications that provide further details on the features and specifications of the products for proper and safe use.
Please note that the contents may change without any prior notice due to reasons such as upgrading.

MLP2012 Type

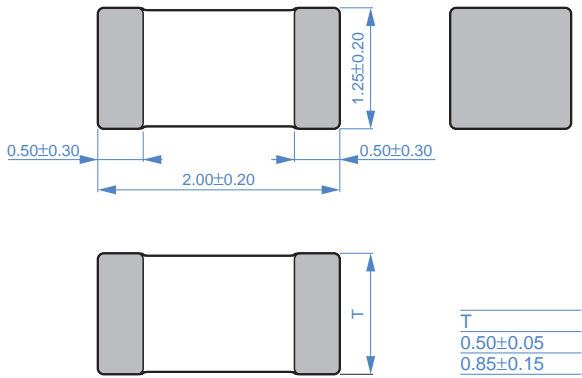
RECOMMENDED REFLOW PROFILE



| Preheating | | | Soldering | | Peak | |
|------------|-------|------------|-----------|-----------|--------------|----------|
| Temp. | Temp. | Time | Temp. | Time | Temp. | Time |
| T1 | T2 | t1 | T3 | t2 | T4 | t3 |
| 150°C | 180°C | 60 to 120s | 230°C | 30 to 60s | 250 to 260°C | 10s max. |

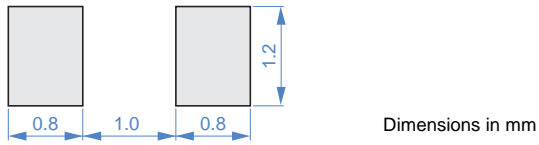
MLP2012 Type

■ SHAPE & DIMENSIONS




Dimensions in mm

■ RECOMMENDED LAND PATTERN



Dimensions in mm

 Please be sure to request delivery specifications that provide further details on the features and specifications of the products for proper and safe use. Please note that the contents may change without any prior notice due to reasons such as upgrading.

MLP2012 Type

ELECTRICAL CHARACTERISTICS

CHARACTERISTICS SPECIFICATION TABLE

| Type | Thickness | L | | Measuring frequency | DC resistance | Rated current* | Part No. | |
|----------------|------------------------------------|------|-----------|---------------------|---------------|------------------|------------------|------------------|
| | | T | tolerance | | | | | |
| | (mm)max. | (μH) | | (MHz) | (Ω)±30% | (mA)max. | | |
| Low resistance | 1.0 | 0.47 | ±20% | 2 | 0.07 | 1300 | MLP2012HR47MT0S1 | |
| | 1.0 | 0.54 | ±20% | 2 | 0.065 | 1300 | MLP2012HR54MT0S1 | |
| | 1.0 | 1.0 | ±20% | 2 | 0.12 | 1100 | MLP2012H1R0MT0S1 | |
| | 1.0 | 1.5 | ±20% | 2 | 0.12 | 1100 | MLP2012H1R5MT0S1 | |
| Low core loss | 1.0 | 2.2 | ±20% | 2 | 0.15 | 1000 | MLP2012H2R2MT0S1 | |
| | 0.55 | 1.0 | ±20% | 2 | 0.26 | 700 | MLP2012V1R0TT0S1 | |
| | Emphasized DC bias characteristics | 1.0 | 0.47 | ±20% | 2 | 0.11 | 1100 | MLP2012VR47MT0S1 |
| | | 1.0 | 1.0 | ±20% | 2 | 0.20 | 900 | MLP2012V1R0MT0S1 |
| | | 1.0 | 1.5 | ±20% | 2 | 0.23 | 800 | MLP2012V1R5MT0S1 |
| | | 1.0 | 2.2 | ±20% | 2 | 0.28 | 700 | MLP2012V2R2MT0S1 |
| | 1.0 | 4.7 | ±20% | 2 | 0.40 | 600 | MLP2012V4R7MT0S1 | |
| | STD product | 0.55 | 0.47 | ±20% | 2 | 0.13 | 1200 | MLP2012SR47TT0S1 |
| | | 0.55 | 0.82 | ±20% | 2 | 0.13 | 1200 | MLP2012SR82TT0S1 |
| | | 0.55 | 1.0 | ±20% | 2 | 0.23 | 800 | MLP2012S1R0TT0S1 |
| 0.55 | | 1.5 | ±20% | 2 | 0.27 | 700 | MLP2012S1R5TT0S1 | |
| 0.55 | | 2.2 | ±20% | 2 | 0.33 | 600 | MLP2012S2R2TT0S1 | |
| 1.0 | | 0.47 | ±20% | 2 | 0.09 | 1200 | MLP2012SR47MT0S1 | |
| 1.0 | | 1.0 | ±20% | 2 | 0.16 | 1000 | MLP2012S1R0MT0S1 | |
| 1.0 | | 1.5 | ±20% | 2 | 0.16 | 1000 | MLP2012S1R5MT0S1 | |
| 1.0 | | 2.2 | ±20% | 2 | 0.23 | 800 | MLP2012S2R2MT0S1 | |
| 1.0 | | 3.3 | ±20% | 2 | 0.19 | 900 | MLP2012S3R3MT0S1 | |
| 1.0 | 4.7 | ±20% | 2 | 0.26 | 700 | MLP2012S4R7MT0S1 | | |

* Rated current: Current assumed when temperature has risen to 40°C max.

Measurement equipment

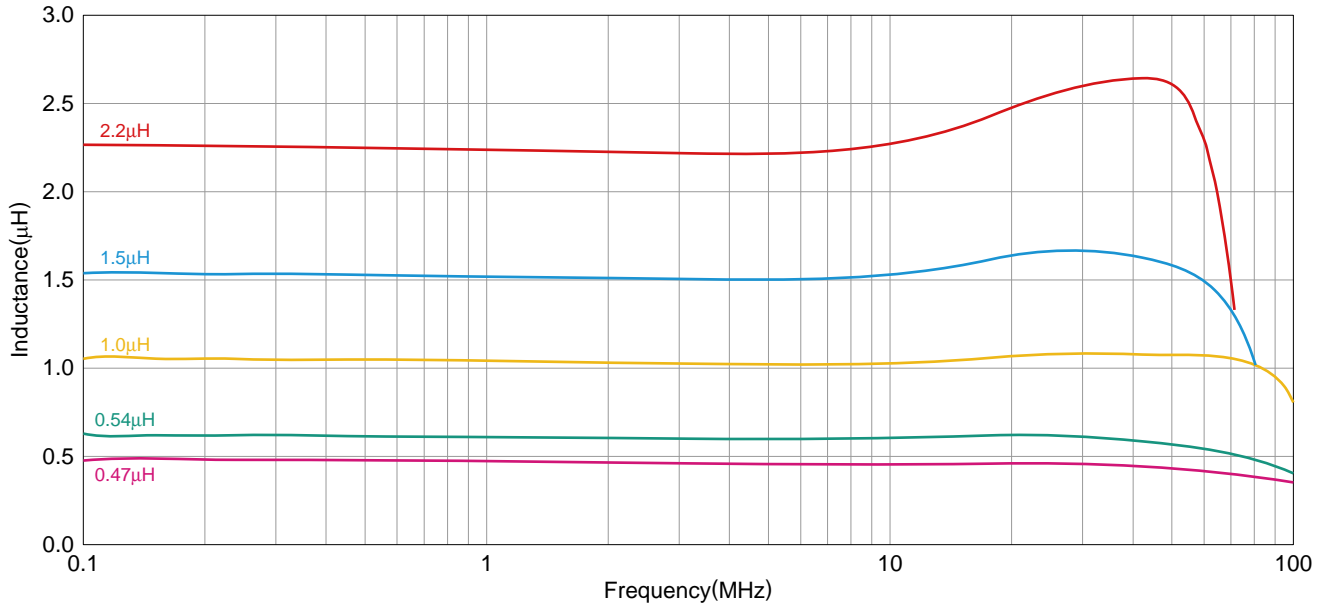
| Measurement item | Product No. | Manufacturer |
|------------------|--------------|-----------------------|
| L | 4294A+16034G | Keysight Technologies |
| DC resistance | Type-7561 | Yokogawa |

* Equivalent measurement equipment may be used.

MLP2012 Type (H characteristic product, T dimension of the product 1.0mm max.)

ELECTRICAL CHARACTERISTICS


L FREQUENCY CHARACTERISTICS GRAPH



○ Measurement equipment

| Product No. | Manufacturer |
|--------------|-----------------------|
| 4294A+16034G | Keysight Technologies |

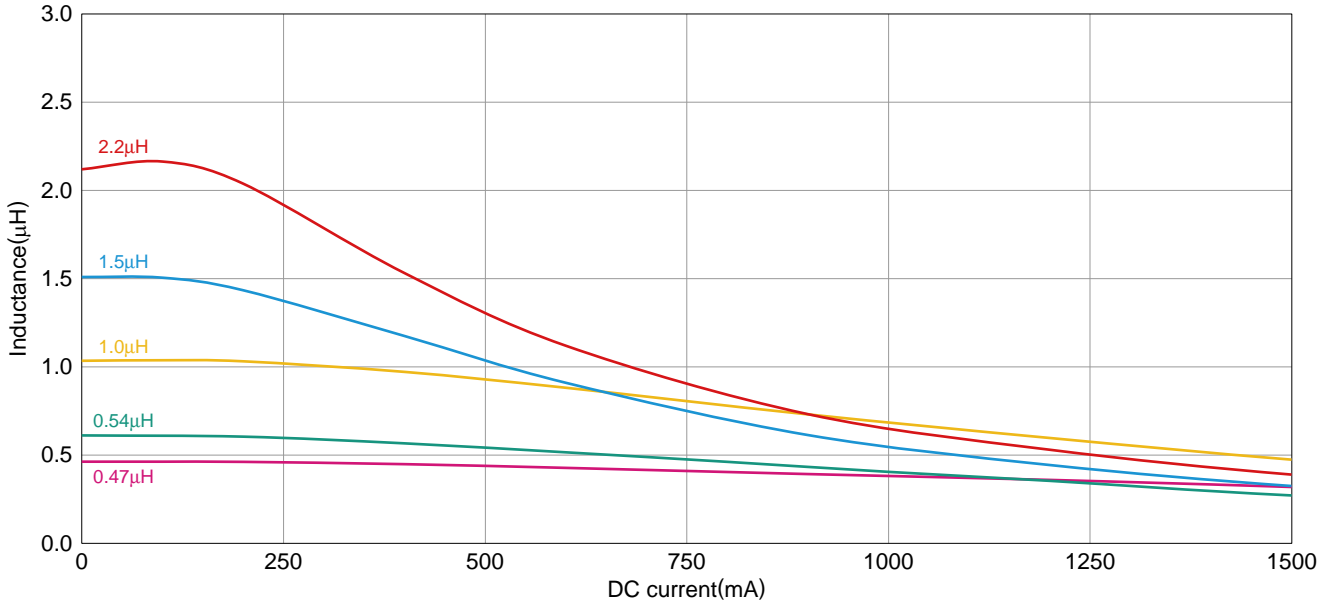
* Equivalent measurement equipment may be used.

 Please be sure to request delivery specifications that provide further details on the features and specifications of the products for proper and safe use.
Please note that the contents may change without any prior notice due to reasons such as upgrading.

MLP2012 Type (H characteristic product, T dimension of the product 1.0mm max.)

ELECTRICAL CHARACTERISTICS

INDUCTANCE VS. DC BIAS CHARACTERISTICS GRAPH



○ Measurement equipment

| Product No. | Manufacturer |
|---------------------------------|-----------------------|
| 4285A+42841A+42842C+42851-61100 | Keysight Technologies |

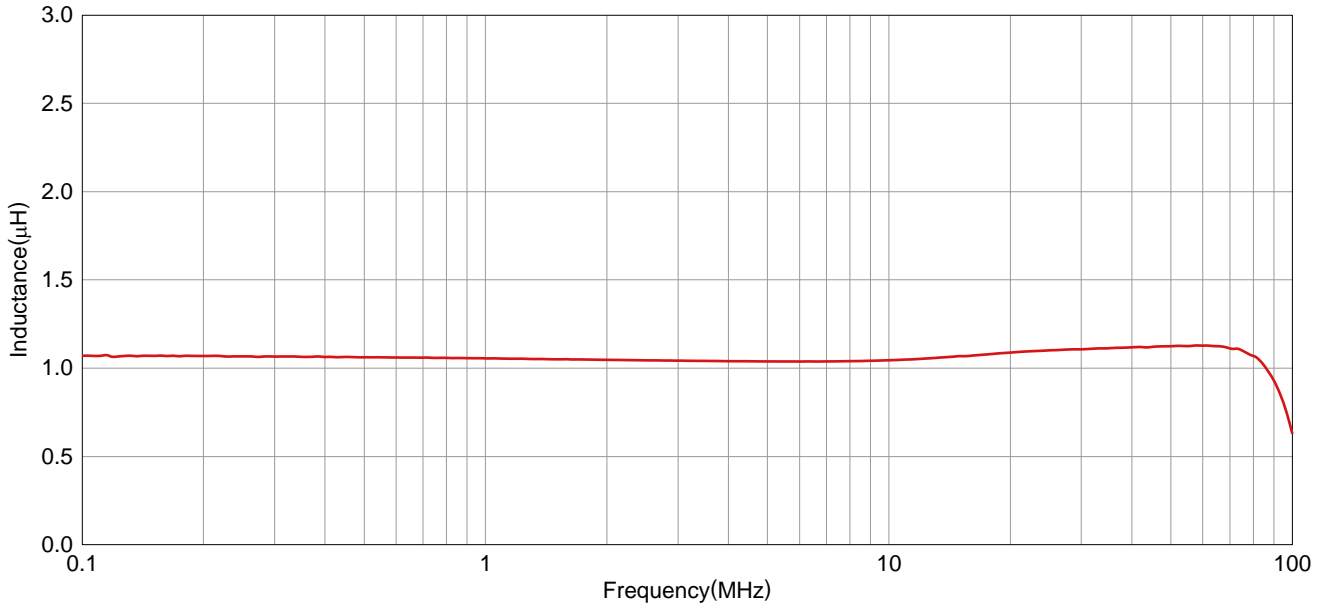
* Equivalent measurement equipment may be used.

⚠ Please be sure to request delivery specifications that provide further details on the features and specifications of the products for proper and safe use. Please note that the contents may change without any prior notice due to reasons such as upgrading.

MLP2012 Type (V characteristic product, T dimension of the product 0.55mm max.)

ELECTRICAL CHARACTERISTICS


L FREQUENCY CHARACTERISTICS GRAPH



○ Measurement equipment

| Product No. | Manufacturer |
|--------------|-----------------------|
| 4294A+16034G | Keysight Technologies |

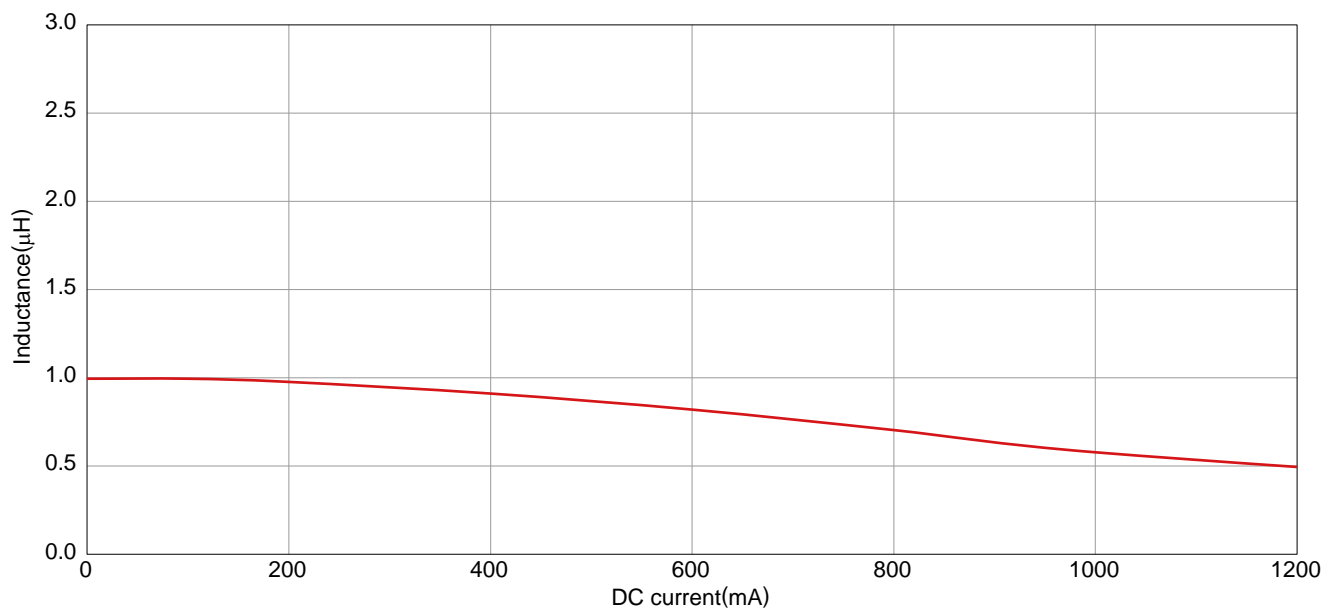
* Equivalent measurement equipment may be used.

 Please be sure to request delivery specifications that provide further details on the features and specifications of the products for proper and safe use.
Please note that the contents may change without any prior notice due to reasons such as upgrading.

MLP2012 Type (V characteristic product, T dimension of the product 0.55mm max.)

ELECTRICAL CHARACTERISTICS

INDUCTANCE VS. DC BIAS CHARACTERISTICS GRAPH



○ Measurement equipment

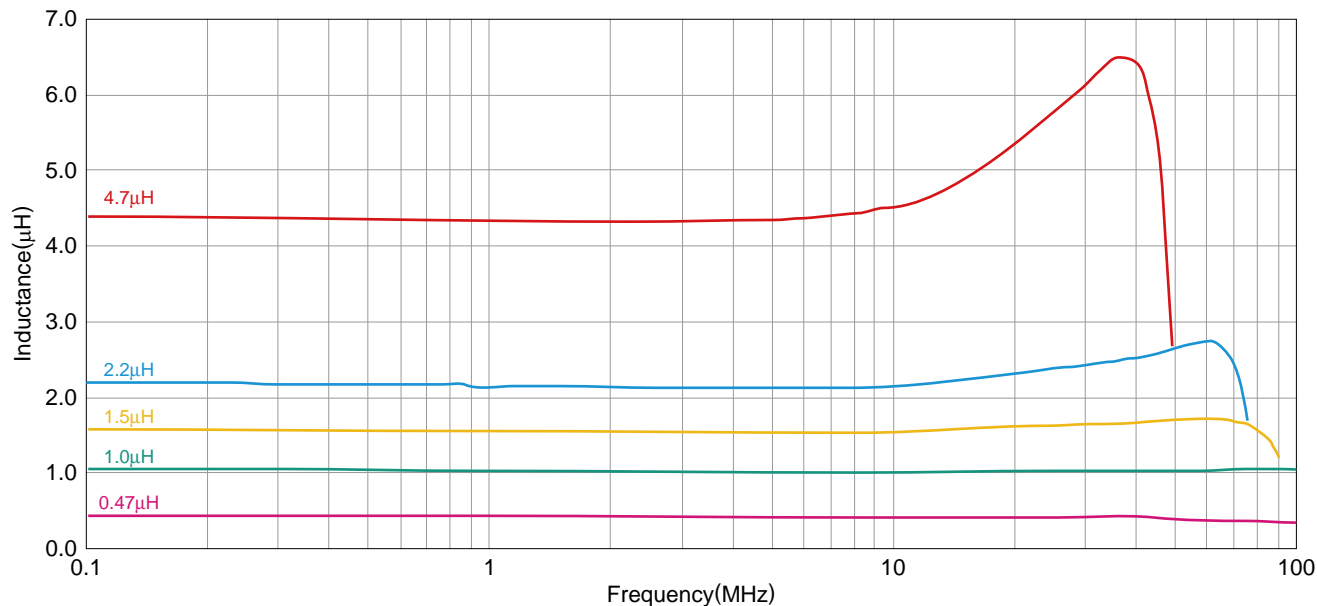
| Product No. | Manufacturer |
|---------------------------------|-----------------------|
| 4285A+42841A+42842C+42851-61100 | Keysight Technologies |

* Equivalent measurement equipment may be used.

MLP2012 Type (V characteristic product, T dimension of the product 1.0mm max.)

ELECTRICAL CHARACTERISTICS

L FREQUENCY CHARACTERISTICS GRAPH



○ Measurement equipment

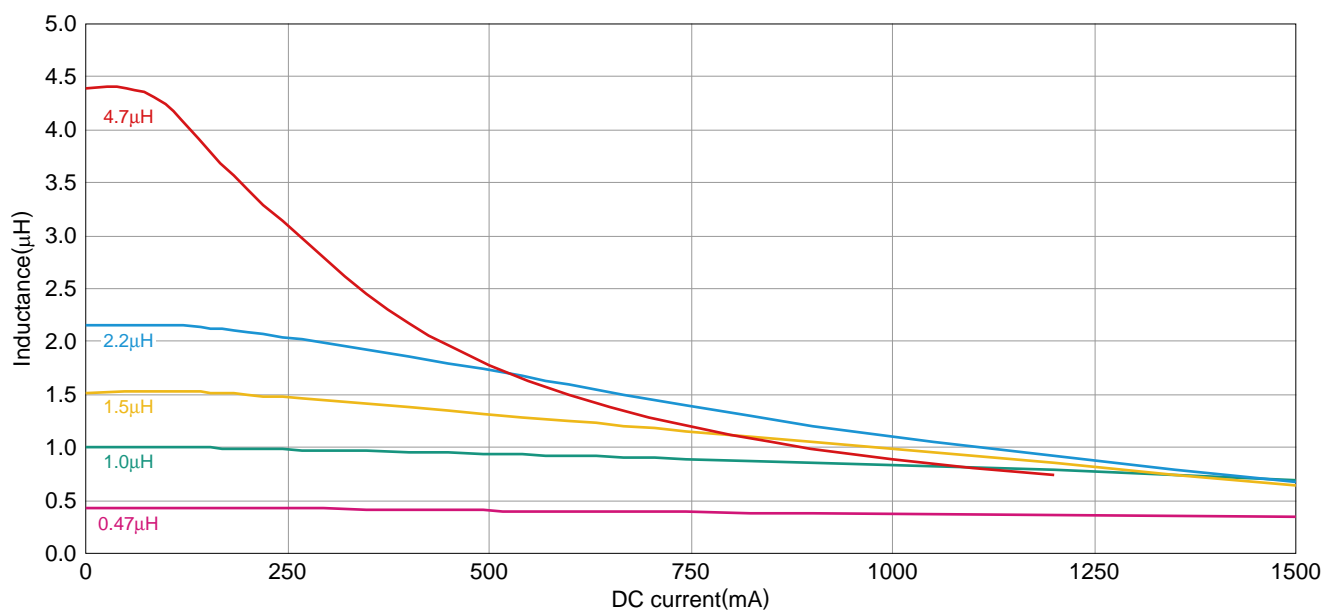
| Product No. | Manufacturer |
|--------------|-----------------------|
| 4294A+16034G | Keysight Technologies |

* Equivalent measurement equipment may be used.

MLP2012 Type (V characteristic product, T dimension of the product 1.0mm max.)

ELECTRICAL CHARACTERISTICS

INDUCTANCE VS. DC BIAS CHARACTERISTICS GRAPH



○ Measurement equipment

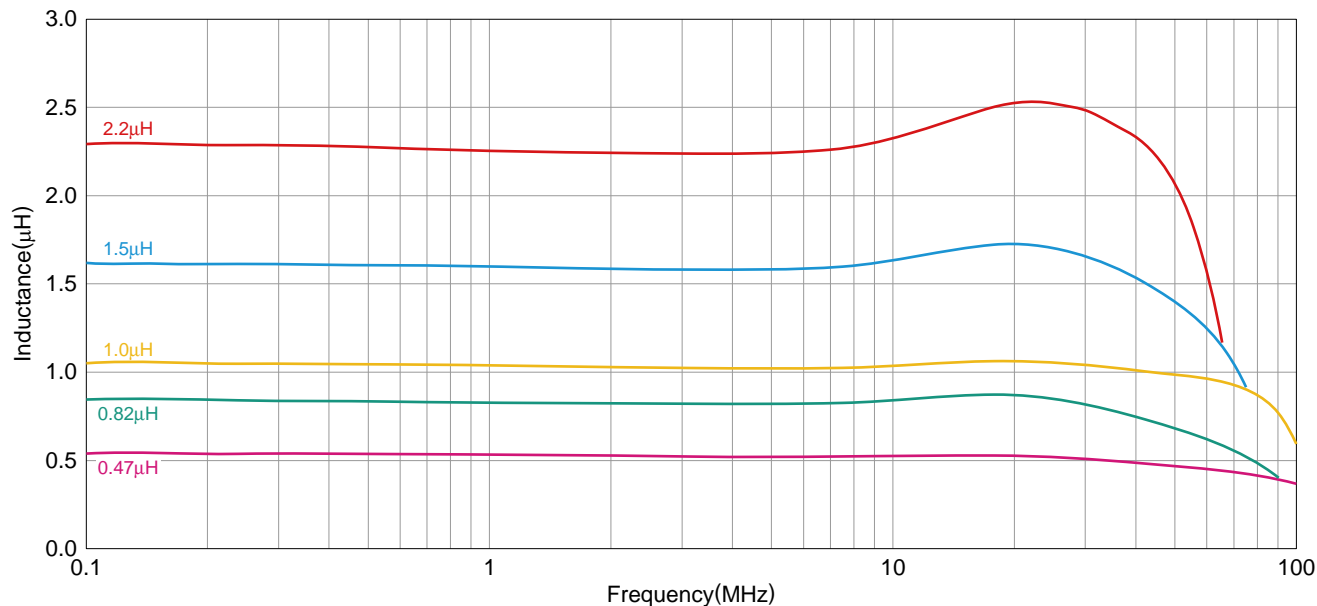
| Product No. | Manufacturer |
|---------------------------------|-----------------------|
| 4285A+42841A+42842C+42851-61100 | Keysight Technologies |

* Equivalent measurement equipment may be used.

MLP2012 Type (S characteristic product, T dimension of the product 0.55mm max.)

ELECTRICAL CHARACTERISTICS

FREQUENCY CHARACTERISTICS GRAPH



○ Measurement equipment

| Product No. | Manufacturer |
|--------------|-----------------------|
| 4294A+16034G | Keysight Technologies |

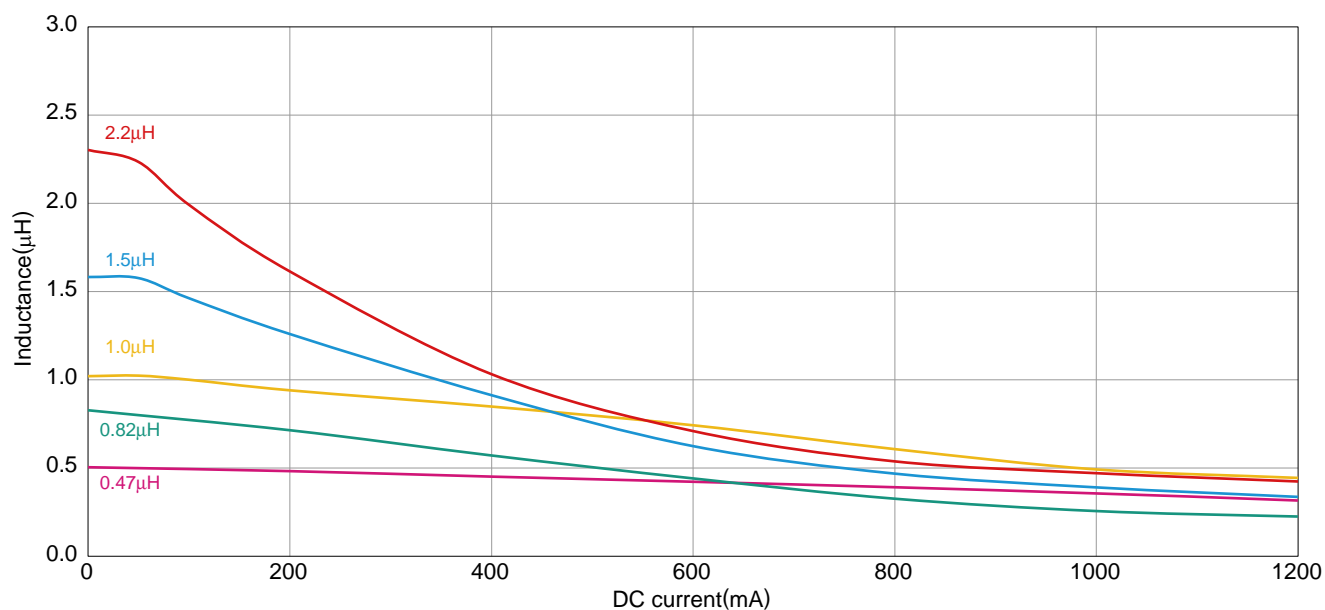
* Equivalent measurement equipment may be used.

⚠ Please be sure to request delivery specifications that provide further details on the features and specifications of the products for proper and safe use.
 Please note that the contents may change without any prior notice due to reasons such as upgrading.

MLP2012 Type (S characteristic product, T dimension of the product 0.55mm max.)

ELECTRICAL CHARACTERISTICS

INDUCTANCE VS. DC BIAS CHARACTERISTICS GRAPH



○ Measurement equipment

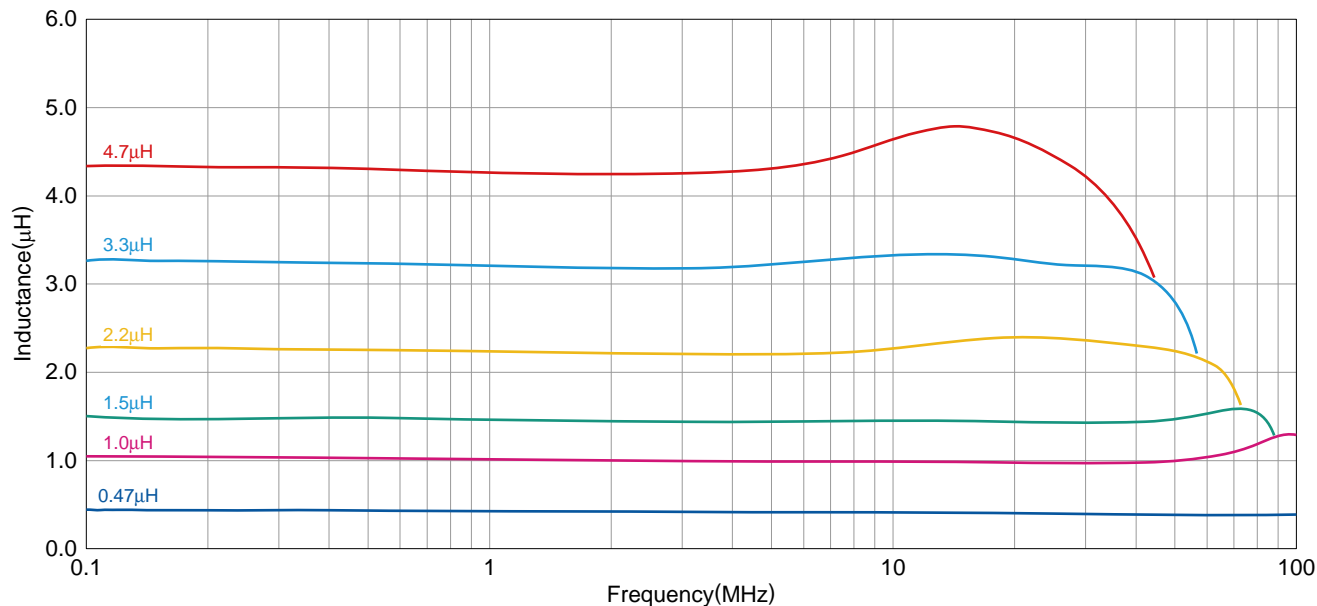
| Product No. | Manufacturer |
|---------------------------------|-----------------------|
| 4285A+42841A+42842C+42851-61100 | Keysight Technologies |

* Equivalent measurement equipment may be used.

MLP2012 Type (S characteristic product, T dimension of the product 1.0mm max.)

ELECTRICAL CHARACTERISTICS

L FREQUENCY CHARACTERISTICS GRAPH



○ Measurement equipment

| Product No. | Manufacturer |
|--------------|-----------------------|
| 4294A+16034G | Keysight Technologies |

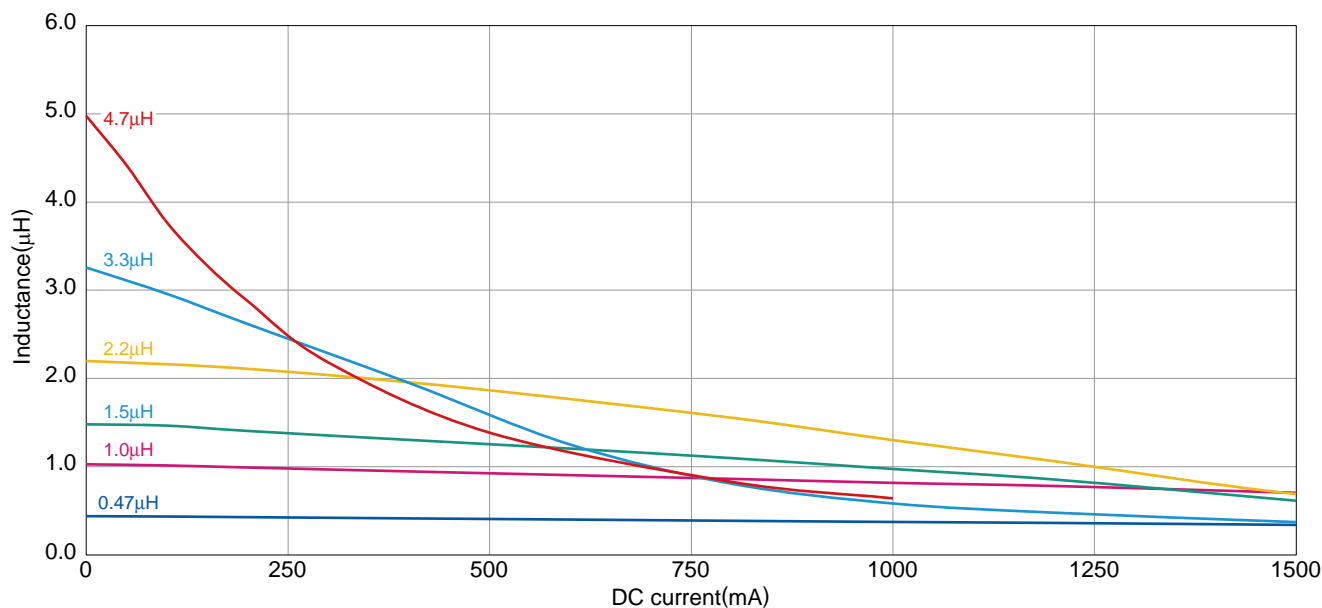
* Equivalent measurement equipment may be used.

⚠ Please be sure to request delivery specifications that provide further details on the features and specifications of the products for proper and safe use.
Please note that the contents may change without any prior notice due to reasons such as upgrading.

MLP2012 Type (S characteristic product, T dimension of the product 1.0mm max.)

ELECTRICAL CHARACTERISTICS

INDUCTANCE VS. DC BIAS CHARACTERISTICS GRAPH



○ Measurement equipment

| Product No. | Manufacturer |
|---------------------------------|-----------------------|
| 4285A+42841A+42842C+42851-61100 | Keysight Technologies |

* Equivalent measurement equipment may be used.

⚠ Please be sure to request delivery specifications that provide further details on the features and specifications of the products for proper and safe use.
Please note that the contents may change without any prior notice due to reasons such as upgrading.

