



Chip Beads

For general signal line

MMZ series (For automobiles)

| | |
|----------------|-------------------------|
| MMZ1005 | 1005[0402 inch]* |
| MMZ1608 | 1608[0603 inch] |
| MMZ2012 | 2012[0805 inch] |

* Dimensions Code JIS[EIA]

REMINDERS FOR USING THESE PRODUCTS

Before using these products, be sure to request the delivery specifications.

SAFETY REMINDERS

Please pay sufficient attention to the warnings for safe designing when using these products.

REMINDERS

- The storage period is less than 12 months. Be sure to follow the storage conditions (Temperature: 5 to 40°C, Humidity: 10 to 75% RH or less).
If the storage period elapses, the soldering of the terminal electrodes may deteriorate.
- Do not use or store in locations where there are conditions such as gas corrosion (salt, acid, alkali, etc.).
- Before soldering, be sure to preheat components.
The preheating temperature should be set so that the temperature difference between the solder temperature and chip temperature does not exceed 150°C.
- Soldering corrections after mounting should be within the range of the conditions determined in the specifications.
If overheated, a short circuit, performance deterioration, or lifespan shortening may occur.
- When embedding a printed circuit board where a chip is mounted to a set, be sure that residual stress is not given to the chip due to the overall distortion of the printed circuit board and partial distortion such as at screw tightening portions.
- Self heating (temperature increase) occurs when the power is turned ON, so the tolerance should be sufficient for the set thermal design.
- Carefully lay out the coil for the circuit board design of the non-magnetic shield type.
A malfunction may occur due to magnetic interference.
- Use a wrist band to discharge static electricity in your body through the grounding wire.
- Do not expose the products to magnets or magnetic fields.
- Do not use for a purpose outside of the contents regulated in the delivery specifications.
- The products listed on this catalog are intended for use in general electronic equipment (AV equipment, telecommunications equipment, home appliances, amusement equipment, computer equipment, personal equipment, office equipment, measurement equipment, industrial robots) under a normal operation and use condition.
The products are not designed or warranted to meet the requirements of the applications listed below, whose performance and/or quality require a more stringent level of safety or reliability, or whose failure, malfunction or trouble could cause serious damage to society, person or property.
If you intend to use the products in the applications listed below or if you have special requirements exceeding the range or conditions set forth in the each catalog, please contact us.

- (1) Aerospace/Aviation equipment
- (2) Transportation equipment (electric trains, ships, etc.)
- (3) Medical equipment
- (4) Power-generation control equipment
- (5) Atomic energy-related equipment
- (6) Seabed equipment
- (7) Transportation control equipment

- (8) Public information-processing equipment
- (9) Military equipment
- (10) Electric heating apparatus, burning equipment
- (11) Disaster prevention/crime prevention equipment
- (12) Safety equipment
- (13) Other applications that are not considered general-purpose applications

When designing your equipment even for general-purpose applications, you are kindly requested to take into consideration securing protection circuit/device or providing backup circuits in your equipment.

Chip Beads

For general signal line

Product compatible with RoHS directive
Halogen-free
Compatible with lead-free solders
AEC-Q200

Overview of the MMZ Series

FEATURES

- Noise reduction solution for general signal line.
- Lineup includes 3 sizes from 1005 to 2012.
- Various frequency characteristics with 8 materials of different features for countermeasures against everything from general signals to high-speed signals.

APPLICATION

Various ECUs, powertrains, body controls, and car multimedia (telematics).

PART NUMBER CONSTRUCTION

| MMZ | 1005 | S | 121 | C | T | D25 | | |
|-------------|-----------------------|---|---------------|----------------------------------|---|---------------------|-----------------|---------------|
| Series name | LxWxT Dimensions (mm) | | Material name | Impedance (Ω) at 100MHz | | Characteristic type | Packaging style | Internal code |
| 1005 | 1.0x0.5x0.5 | A | 121 | 120 | C | T | Taping | D25 |
| 1608 | 1.6x0.8x0.6 | B | | | A | | | DH5 |
| | 1.6x0.8x0.8 | D | | | B | | | |
| 2012 | 2.0x1.25x0.85 | F | | | H | | | |
| | | Q | | | | | | |
| | | R | | | | | | |
| | | S | | | | | | |
| | | Y | | | | | | |

OPERATING TEMPERATURE RANGE, PACKAGE QUANTITY, PRODUCT WEIGHT

| Type | Temperature range | | Package quantity (pieces/reel) | Individual weight (mg) |
|---------|-----------------------|----------------------|--------------------------------|------------------------|
| | Operating temperature | Storage temperature* | | |
| | (°C) | (°C) | | |
| MMZ1005 | -55 to +125 | -55 to +125 | 10,000 | 1 |
| MMZ1608 | t=0.6mm | -55 to +125 | 4,000 | 3 |
| | t=0.8mm | -55 to +125 | 4,000 | 4 |
| MMZ2012 | -55 to +125 | -55 to +125 | 4,000 | 8 |

* The Storage temperature range is for after the circuit board is mounted.

- RoHS Directive Compliant Product: See the following for more details related to RoHS Directive compliant products. <http://www.tdk.co.jp/rohs/>
- Halogen-free: Indicates that Cl content is less than 900ppm, Br content is less than 900ppm, and that the total Cl and Br content is less than 1500ppm.

• All specifications are subject to change without notice.

Overview of the MMZ Series

RECOMMENDED REFLOW PROFILE



| Preheating | | | Soldering | | Peak | |
|------------|-------|------------|-----------|-----------|--------------|------|
| Temp. | Temp. | Time | Temp. | Time | Temp. | Time |
| T1 | T2 | t1 | T3 | t2 | T4 | t3 |
| 150°C | 180°C | 60 to 120s | 230°C | 30 to 60s | 250 to 260°C | 10s |

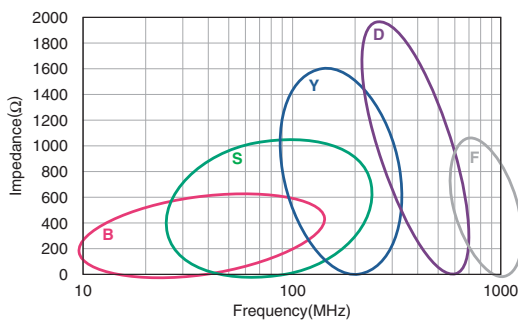
Overview of the MMZ Series

MATERIAL CHARACTERISTICS

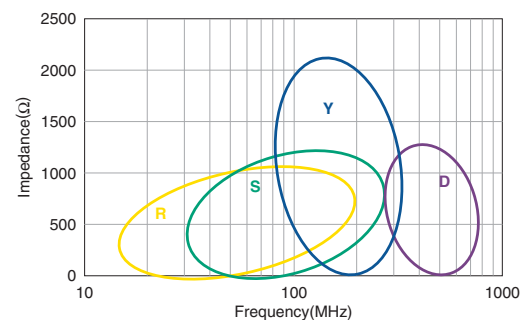
- B material:** This type is perfectly suited for fast digital signals. By equalizing R components and X components that beads possess at a frequency of 5MHz, it is able to suppress overshooting, undershooting and ringing of fast digital signals.
- R material:** For wide frequency applications calling for broad impedance characteristics. For digital signal line applications calling requiring good waveform integrity. Impedance values selected for effectiveness at 10 to 200MHz.
- S material:** Standard type that features impedance characteristics similar to those of a typical ferrite core. For signal line applications in which the blocking region is near 100MHz. Impedance values selected for effectiveness at 40 to 300MHz.
- Y material:** High frequency range type intended for the 100MHz region and above.
For signal line applications in which the signal frequency is far from the cutoff frequency. Impedance values selected for effectiveness at 80 to 400MHz.
- A material:** This high-impedance product is based on the impedance frequency characteristics of our Y-material. The product offers excellent impedance characteristics, which is greater than 2500Ω, in the vicinity of 100MHz range (MMZ1608A252B).
- Q material:** For high-band applications designed for 100MHz and above. Impedance values selected for effectiveness at 100 to 800MHz.
- D material:** For applications calling for low insertion loss at low frequencies and sharply increasing impedance at high frequencies. Designed for high impedance at high frequencies (300MHz to 1GHz) for signal line applications.
- F material:** This new product inherits the characteristic of our D-material, namely its sharp impedance rise time, and its impedance peak frequency has been shifted higher into range. The product offers excellent noise suppression from 600MHz to as high as in the GHz range.

TYPICAL MATERIAL IMPEDANCE CHARACTERISTICS

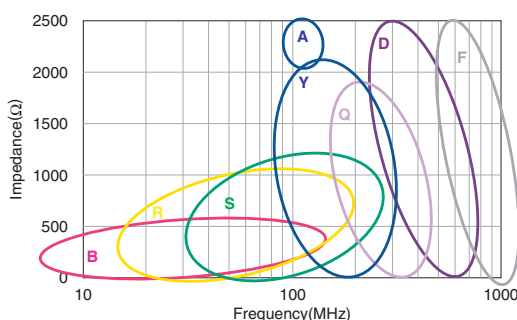
MMZ1005 Type



MMZ2012 Type



MMZ1608 Type

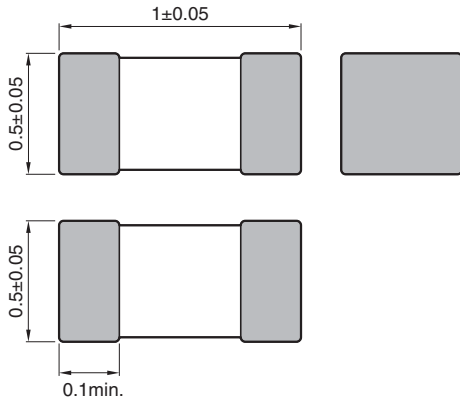


MMZ series

MMZ1005 Type

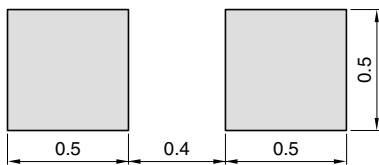


SHAPE & DIMENSIONS



Dimensions in mm

RECOMMENDED LAND PATTERN



Dimensions in mm

• All specifications are subject to change without notice.

MMZ series MMZ1005 Type

ELECTRICAL CHARACTERISTICS

CHARACTERISTICS SPECIFICATION TABLE

| Impedance [100MHz] (Ω) | Tolerance | DC resistance (Ω)max. | Rated current (mA)max. | Part No. |
|---------------------------------------|---------------|-----------------------------------|---------------------------|------------------|
| | | | | |
| 80 | $\pm 25\%$ | 0.19 | 450 | MMZ1005B800CTD25 |
| 120 | $\pm 25\%$ | 0.25 | 400 | MMZ1005B121CTD25 |
| 600 | $\pm 25\%$ | 0.85 | 200 | MMZ1005B601CTD25 |
| 80 | $\pm 25\%$ | 0.12 | 500 | MMZ1005S800CTD25 |
| 120 | $\pm 25\%$ | 0.22 | 500 | MMZ1005S121CTD25 |
| 240 | $\pm 25\%$ | 0.28 | 400 | MMZ1005S241CTD25 |
| 600 | $\pm 25\%$ | 0.52 | 300 | MMZ1005S601CTD25 |
| 1000 | $\pm 25\%$ | 0.75 | 200 | MMZ1005S102CTD25 |
| 40 | $\pm 25\%$ | 0.10 | 550 | MMZ1005Y400CTD25 |
| 80 | $\pm 25\%$ | 0.17 | 450 | MMZ1005Y800CTD25 |
| 120 | $\pm 25\%$ | 0.18 | 400 | MMZ1005Y121CTD25 |
| 240 | $\pm 25\%$ | 0.26 | 300 | MMZ1005Y241CTD25 |
| 300 | $\pm 25\%$ | 0.38 | 250 | MMZ1005Y301CTD25 |
| 470 | $\pm 25\%$ | 0.47 | 250 | MMZ1005Y471CTD25 |
| 600 | $\pm 25\%$ | 0.54 | 250 | MMZ1005Y601CTD25 |
| 1000 | $\pm 25\%$ | 0.70 | 200 | MMZ1005Y102CTD25 |
| 1500 | $\pm 25\%$ | 1.00 | 100 | MMZ1005Y152CTD25 |
| 1800 | $\pm 25\%$ | 0.85 | 150 | MMZ1005Y182CTD25 |
| 10 | $\pm 5\Omega$ | 0.10 | 500 | MMZ1005D100CTD25 |
| 22 | $\pm 25\%$ | 0.17 | 400 | MMZ1005D220CTD25 |
| 33 | $\pm 25\%$ | 0.24 | 400 | MMZ1005D330CTD25 |
| 68 | $\pm 25\%$ | 0.38 | 400 | MMZ1005D680CTD25 |
| 120 | $\pm 25\%$ | 0.60 | 350 | MMZ1005D121CTD25 |
| 240 | $\pm 25\%$ | 0.90 | 200 | MMZ1005D241CTD25 |
| 33 | $\pm 25\%$ | 0.50 | 200 | MMZ1005F330CTD25 |
| 47 | $\pm 25\%$ | 0.60 | 100 | MMZ1005F470CTD25 |
| 56 | $\pm 25\%$ | 0.70 | 100 | MMZ1005F560CTD25 |

Measurement equipment

| Measurement item | Product No. | Manufacturer |
|------------------|---------------|----------------------|
| Impedance | E4991A+16192A | Agilent Technologies |
| DC resistance | Type-7556 | Yokogawa |

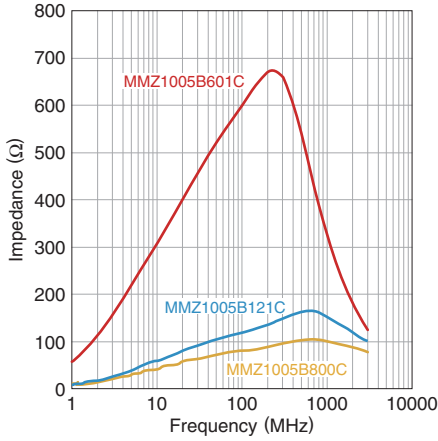
* Equivalent measurement equipment may be used.

MMZ series MMZ1005 Type

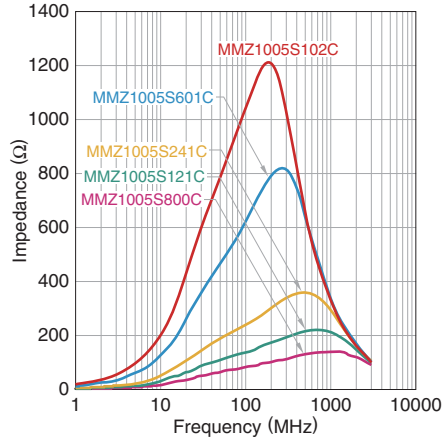
ELECTRICAL CHARACTERISTICS

Z VS. FREQUENCY CHARACTERISTICS (BY SERIES)

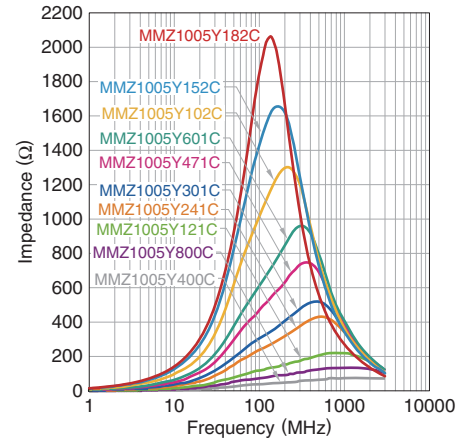
MMZ1005B SERIES



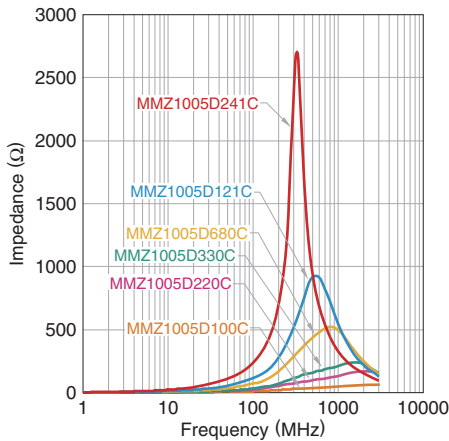
MMZ1005S SERIES



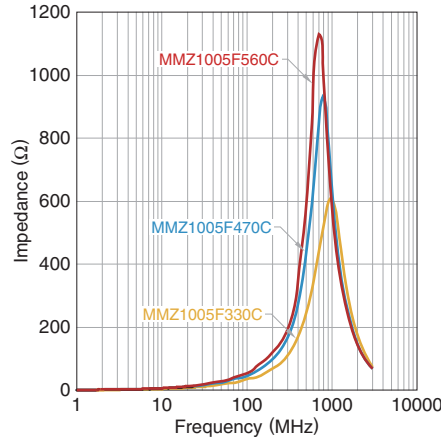
MMZ1005Y SERIES



MMZ1005D SERIES



MMZ1005F SERIES



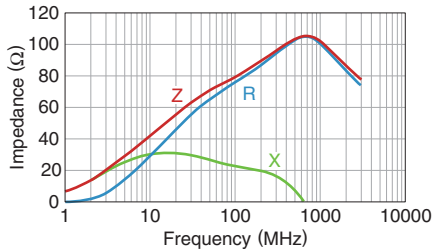
• All specifications are subject to change without notice.

MMZ series MMZ1005 Type

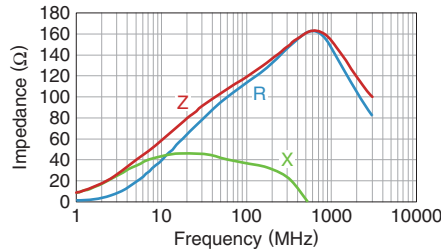
ELECTRICAL CHARACTERISTICS

Z, X, R VS. FREQUENCY CHARACTERISTICS

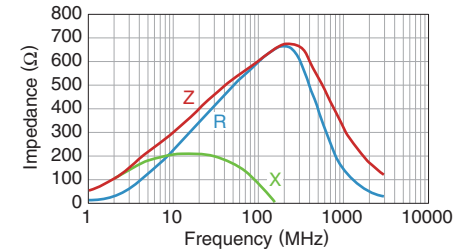
MMZ1005B800CTD25



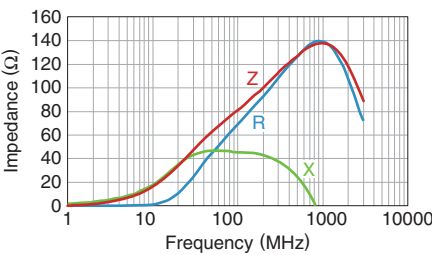
MMZ1005B121CTD25



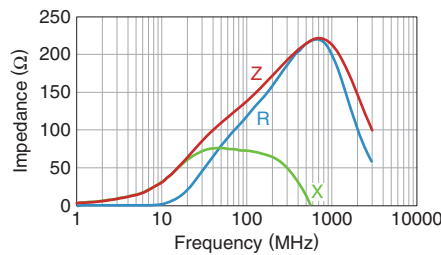
MMZ1005B601CTD25



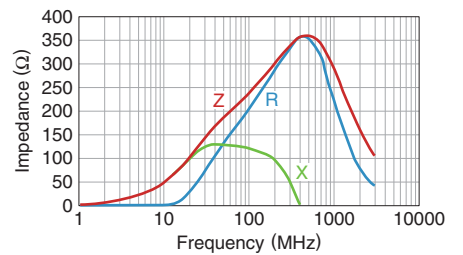
MMZ1005S800CTD25



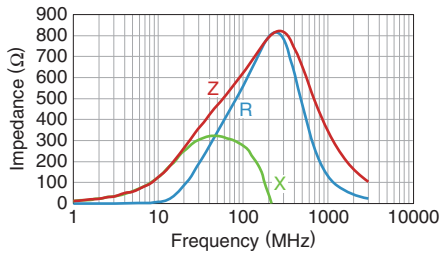
MMZ1005S121CTD25



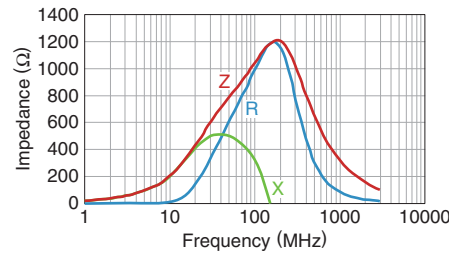
MMZ1005S241CTD25



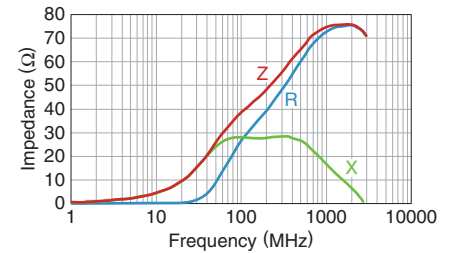
MMZ1005S601CTD25



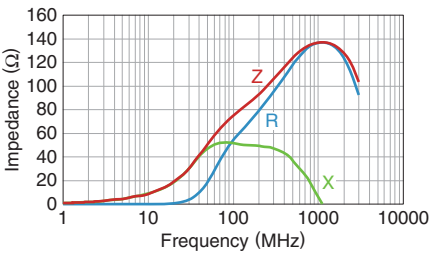
MMZ1005S102CTD25



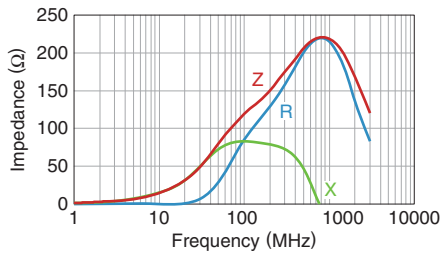
MMZ1005Y400CTD25



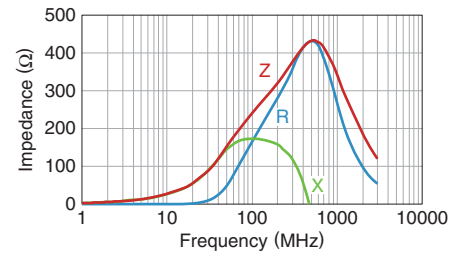
MMZ1005Y800CTD25



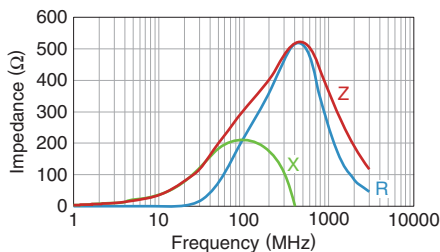
MMZ1005Y121CTD25



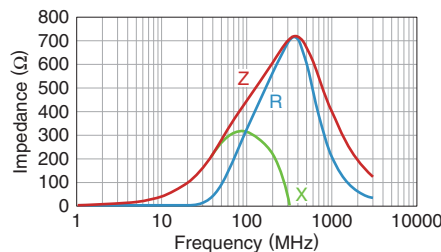
MMZ1005Y241CTD25



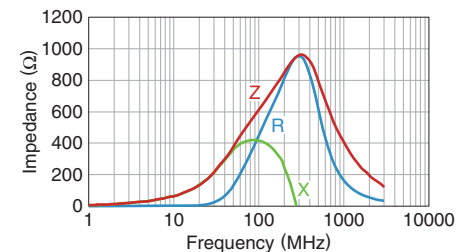
MMZ1005Y301CTD25



MMZ1005Y471CTD25



MMZ1005Y601CTD25



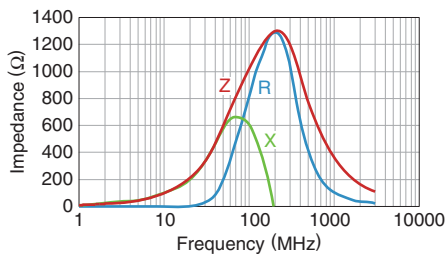
• All specifications are subject to change without notice.

MMZ series MMZ1005 Type

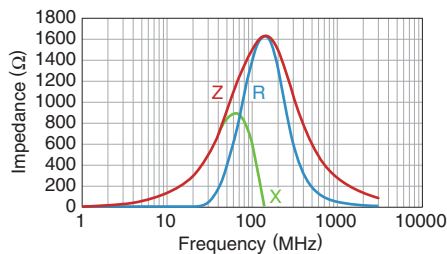
ELECTRICAL CHARACTERISTICS

Z, X, R VS. FREQUENCY CHARACTERISTICS

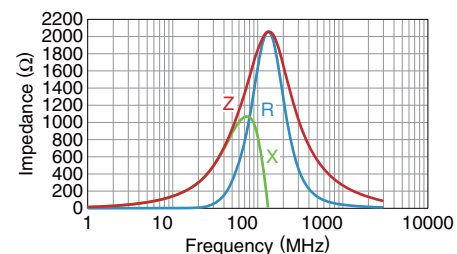
MMZ1005Y102CTD25



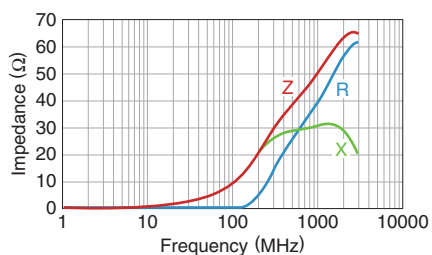
MMZ1005Y152CTD25



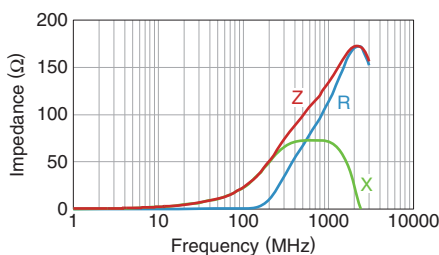
MMZ1005Y182CTD25



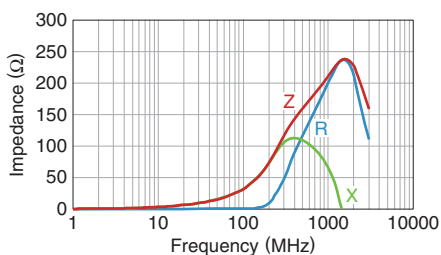
MMZ1005D100CTD25



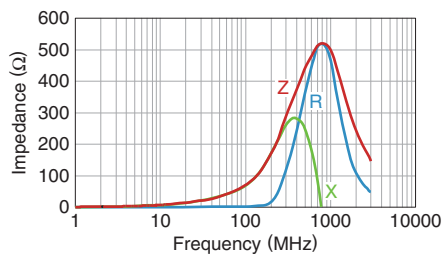
MMZ1005D220CTD25



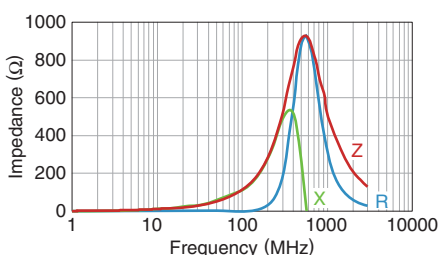
MMZ1005D330CTD25



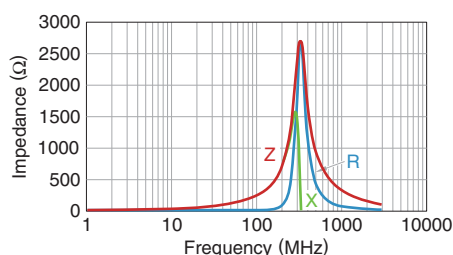
MMZ1005D680CTD25



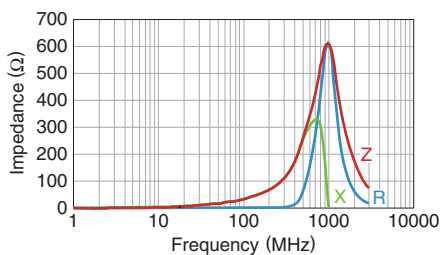
MMZ1005D121CTD25



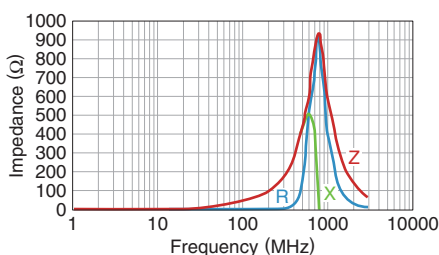
MMZ1005D241CTD25



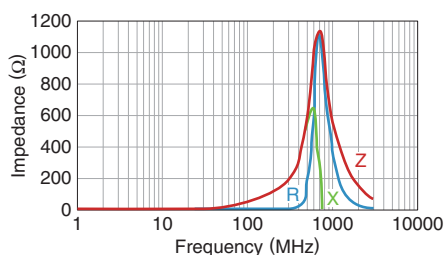
MMZ1005F330CTD25



MMZ1005F470CTD25



MMZ1005F560CTD25



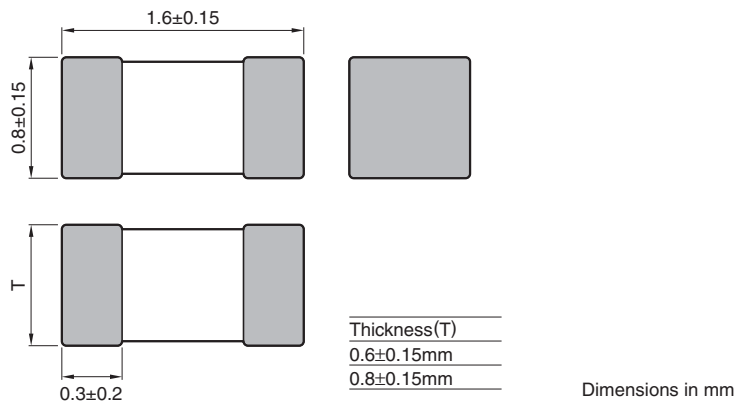
• All specifications are subject to change without notice.

MMZ series

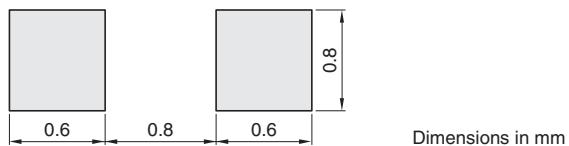
MMZ1608 Type



SHAPE & DIMENSIONS



RECOMMENDED LAND PATTERN



• All specifications are subject to change without notice.

MMZ series MMZ1608 Type

ELECTRICAL CHARACTERISTICS

CHARACTERISTICS SPECIFICATION TABLE

| Impedance [100MHz] (Ω) | Tolerance | DC resistance (Ω)max. | Rated current (mA)max. | Thickness T (mm) | Part No. |
|---------------------------------------|------------|-----------------------------------|---------------------------|---------------------|------------------|
| | | | | | |
| 120 | $\pm 25\%$ | 0.15 | 600 | 0.6 | MMZ1608B121CTDH5 |
| 220 | $\pm 25\%$ | 0.25 | 500 | 0.6 | MMZ1608B221CTDH5 |
| 300 | $\pm 25\%$ | 0.25 | 500 | 0.6 | MMZ1608B301CTDH5 |
| 470 | $\pm 25\%$ | 0.30 | 500 | 0.6 | MMZ1608B471CTDH5 |
| 600 | $\pm 25\%$ | 0.40 | 500 | 0.6 | MMZ1608B601CTDH5 |
| 1000 | $\pm 25\%$ | 0.60 | 300 | 0.8 | MMZ1608B102CTD25 |
| 15 | $\pm 25\%$ | 0.05 | 1500 | 0.8 | MMZ1608R150ATD25 |
| 30 | $\pm 25\%$ | 0.05 | 1500 | 0.8 | MMZ1608R300ATD25 |
| 60 | $\pm 25\%$ | 0.10 | 800 | 0.8 | MMZ1608R600ATD25 |
| 120 | $\pm 25\%$ | 0.18 | 500 | 0.8 | MMZ1608R121ATD25 |
| 300 | $\pm 25\%$ | 0.25 | 500 | 0.8 | MMZ1608R301ATD25 |
| 470 | $\pm 25\%$ | 0.30 | 500 | 0.8 | MMZ1608R471ATD25 |
| 600 | $\pm 25\%$ | 0.40 | 500 | 0.8 | MMZ1608R601ATD25 |
| 1000 | $\pm 25\%$ | 0.50 | 400 | 0.8 | MMZ1608R102ATD25 |
| 40 | $\pm 25\%$ | 0.10 | 600 | 0.8 | MMZ1608S400ATD25 |
| 80 | $\pm 25\%$ | 0.15 | 500 | 0.8 | MMZ1608S800ATD25 |
| 120 | $\pm 25\%$ | 0.15 | 500 | 0.8 | MMZ1608S121ATD25 |
| 180 | $\pm 25\%$ | 0.20 | 500 | 0.8 | MMZ1608S181ATD25 |
| 220 | $\pm 25\%$ | 0.20 | 500 | 0.8 | MMZ1608S221ATD25 |
| 300 | $\pm 25\%$ | 0.30 | 500 | 0.8 | MMZ1608S301ATD25 |
| 470 | $\pm 25\%$ | 0.30 | 500 | 0.8 | MMZ1608S471ATD25 |
| 600 | $\pm 25\%$ | 0.35 | 500 | 0.8 | MMZ1608S601ATD25 |
| 1000 | $\pm 25\%$ | 0.50 | 400 | 0.8 | MMZ1608S102ATD25 |
| 2000 | $\pm 25\%$ | 0.90 | 200 | 0.8 | MMZ1608S202ATD25 |
| 15 | $\pm 25\%$ | 0.05 | 1500 | 0.8 | MMZ1608Y150BTD25 |
| 30 | $\pm 25\%$ | 0.05 | 1500 | 0.8 | MMZ1608Y300BTD25 |
| 60 | $\pm 25\%$ | 0.15 | 500 | 0.8 | MMZ1608Y600BTD25 |
| 120 | $\pm 25\%$ | 0.20 | 500 | 0.8 | MMZ1608Y121BTD25 |
| 220 | $\pm 25\%$ | 0.30 | 500 | 0.8 | MMZ1608Y221BTD25 |
| 300 | $\pm 25\%$ | 0.30 | 500 | 0.8 | MMZ1608Y301BTD25 |
| 470 | $\pm 25\%$ | 0.35 | 500 | 0.8 | MMZ1608Y471BTD25 |
| 600 | $\pm 25\%$ | 0.40 | 500 | 0.8 | MMZ1608Y601BTD25 |
| 750 | $\pm 25\%$ | 0.45 | 500 | 0.8 | MMZ1608Y751BTD25 |
| 1000 | $\pm 25\%$ | 0.50 | 400 | 0.8 | MMZ1608Y102BTD25 |
| 1500 | $\pm 25\%$ | 0.60 | 300 | 0.8 | MMZ1608Y152BTD25 |
| 1800 | $\pm 25\%$ | 0.80 | 200 | 0.8 | MMZ1608A182BTD25 |
| 2200 | $\pm 25\%$ | 0.80 | 200 | 0.8 | MMZ1608A222BTD25 |
| 2500 | $\pm 25\%$ | 0.80 | 200 | 0.8 | MMZ1608A252BTD25 |
| 120 | $\pm 25\%$ | 0.30 | 500 | 0.8 | MMZ1608Q121BTD25 |
| 220 | $\pm 25\%$ | 0.40 | 500 | 0.8 | MMZ1608Q221BTD25 |
| 330 | $\pm 25\%$ | 0.50 | 400 | 0.8 | MMZ1608Q331BTD25 |
| 470 | $\pm 25\%$ | 0.70 | 300 | 0.8 | MMZ1608Q471BTD25 |
| 600 | $\pm 25\%$ | 0.80 | 200 | 0.8 | MMZ1608Q601BTD25 |
| 1000 | $\pm 25\%$ | 1.00 | 200 | 0.8 | MMZ1608Q102BTD25 |

○ Measurement equipment

| Measurement item | Product No. | Manufacturer |
|------------------|---------------|----------------------|
| Impedance | E4991A+16192A | Agilent Technologies |
| DC resistance | Type-7556 | Yokogawa |

* Equivalent measurement equipment may be used.

MMZ series **MMZ1608 Type**

■ ELECTRICAL CHARACTERISTICS

□ CHARACTERISTICS SPECIFICATION TABLE

| Impedance [100MHz] (Ω) | Tolerance | DC resistance (Ω)max. | Rated current (mA)max. | Thickness T (mm) | Part No. |
|---------------------------------------|---------------|-----------------------------------|---------------------------|---------------------|------------------|
| 5 | $\pm 2\Omega$ | 0.05 | 700 | 0.8 | MMZ1608D050CTD25 |
| 10 | $\pm 5\Omega$ | 0.10 | 500 | 0.6 | MMZ1608D100CTDH5 |
| 22 | $\pm 25\%$ | 0.20 | 500 | 0.6 | MMZ1608D220CTDH5 |
| 50 | $\pm 25\%$ | 0.25 | 500 | 0.6 | MMZ1608D500CTDH5 |
| 80 | $\pm 25\%$ | 0.30 | 500 | 0.6 | MMZ1608D800CTDH5 |
| 80 | $\pm 25\%$ | 0.30 | 500 | 0.8 | MMZ1608D800BTD25 |
| 120 | $\pm 25\%$ | 0.30 | 400 | 0.6 | MMZ1608D121CTDH5 |
| 120 | $\pm 25\%$ | 0.30 | 400 | 0.8 | MMZ1608D121BTD25 |
| 240 | $\pm 25\%$ | 0.60 | 300 | 0.8 | MMZ1608D241CTD25 |
| 300 | $\pm 25\%$ | 0.70 | 300 | 0.8 | MMZ1608D301BTD25 |
| 3typ. | | 0.05 | 700 | 0.8 | MMZ1608F030BTD25 |
| 47 | $\pm 25\%$ | 0.40 | 500 | 0.8 | MMZ1608F470BTD25 |
| 75 | $\pm 25\%$ | 0.55 | 300 | 0.8 | MMZ1608F750BTD25 |
| 120 | $\pm 25\%$ | 0.75 | 200 | 0.8 | MMZ1608F121BTD25 |

○ Measurement equipment

| Measurement item | Product No. | Manufacturer |
|------------------|---------------|----------------------|
| Impedance | E4991A+16192A | Agilent Technologies |
| DC resistance | Type-7556 | Yokogawa |

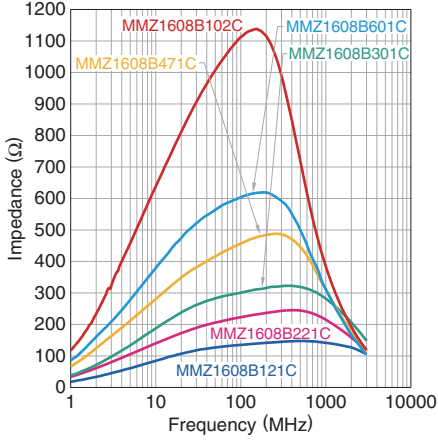
* Equivalent measurement equipment may be used.

MMZ series MMZ1608 Type

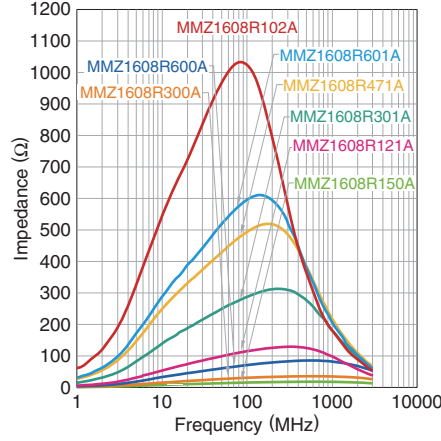
ELECTRICAL CHARACTERISTICS

Z VS. FREQUENCY CHARACTERISTICS (BY SERIES)

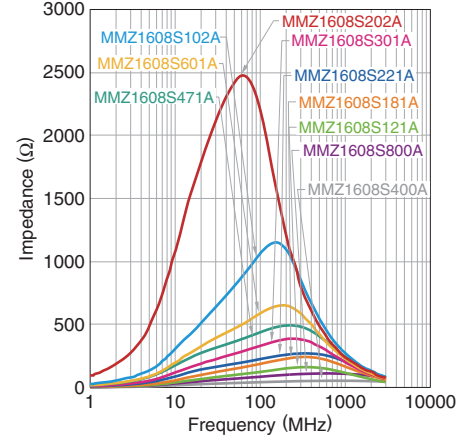
MMZ1608B SERIES



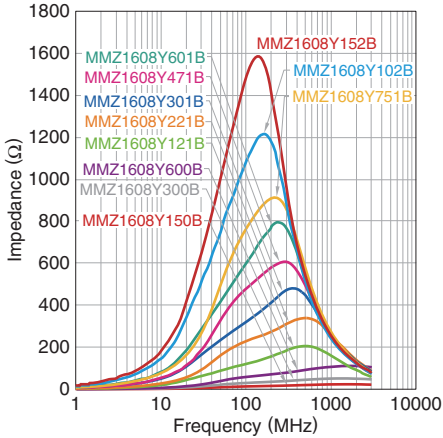
MMZ1608R SERIES



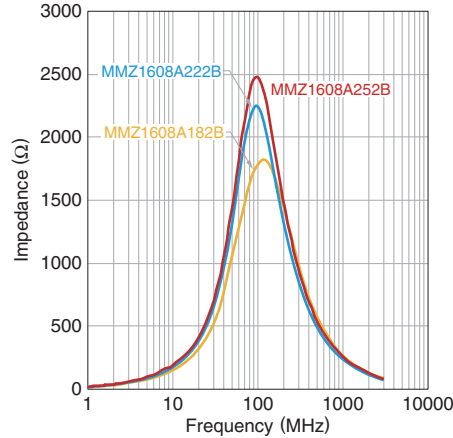
MMZ1608S SERIES



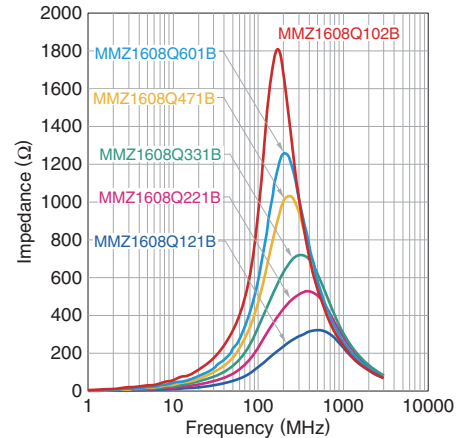
MMZ1608Y SERIES



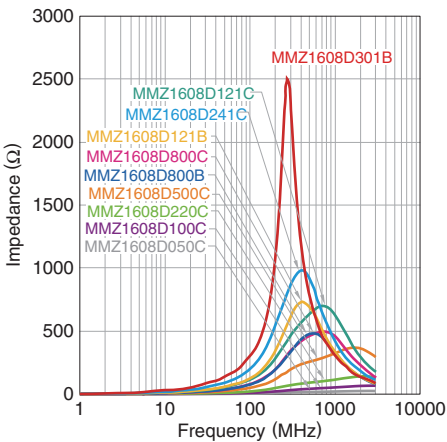
MMZ1608A SERIES



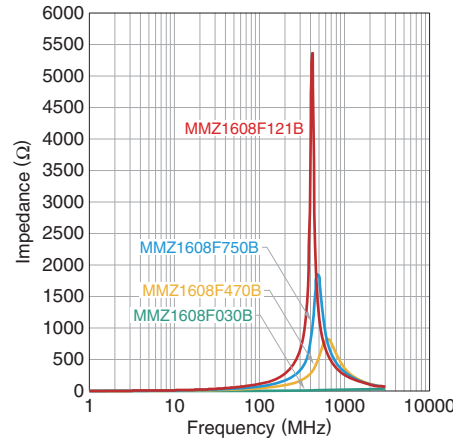
MMZ1608Q SERIES



MMZ1608D SERIES



MMZ1608F SERIES



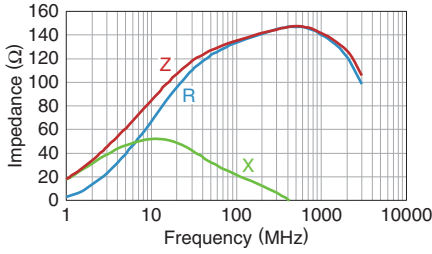
• All specifications are subject to change without notice.

MMZ series MMZ1608 Type

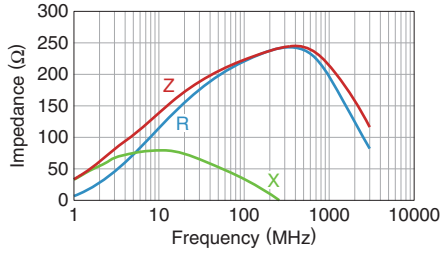
ELECTRICAL CHARACTERISTICS

Z, X, R VS. FREQUENCY CHARACTERISTICS

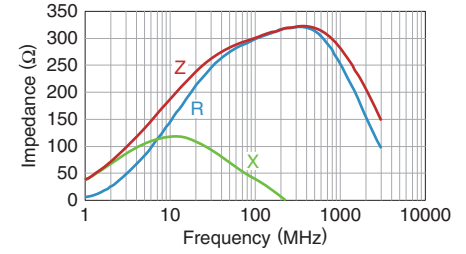
MMZ1608B121CTDH5



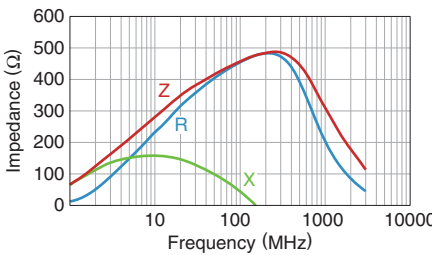
MMZ1608B221CTDH5



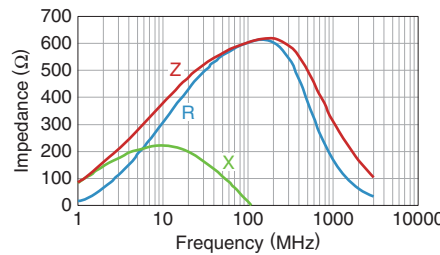
MMZ1608B301CTDH5



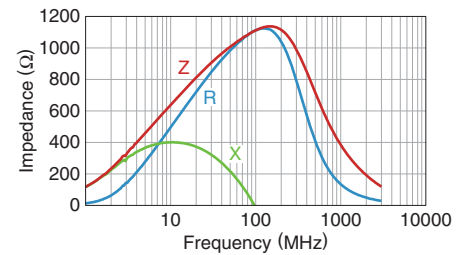
MMZ1608B471CTDH5



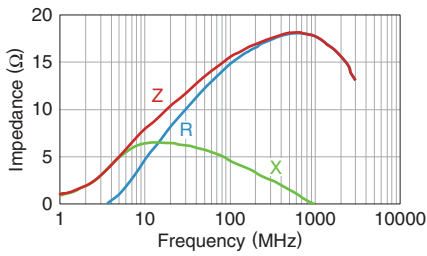
MMZ1608B601CTDH5



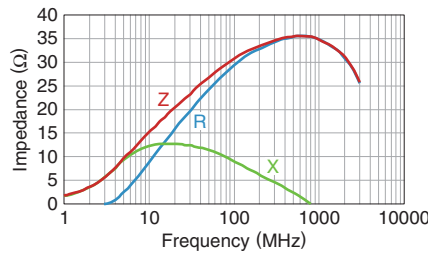
MMZ1608B102CTD25



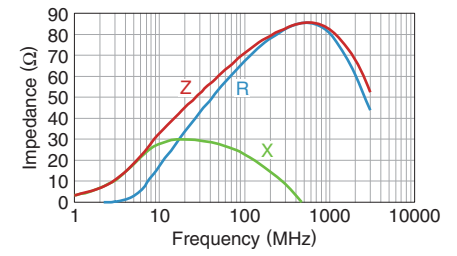
MMZ1608R150ATD25



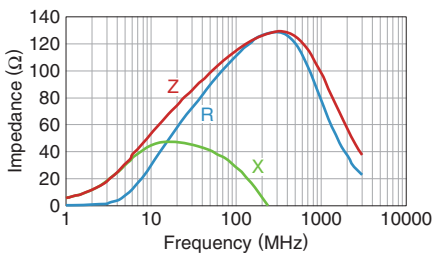
MMZ1608R300ATD25



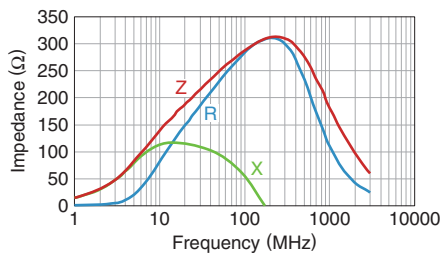
MMZ1608R600ATD25



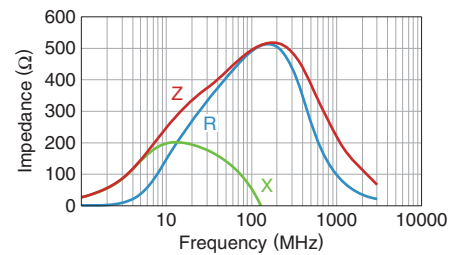
MMZ1608R121ATD25



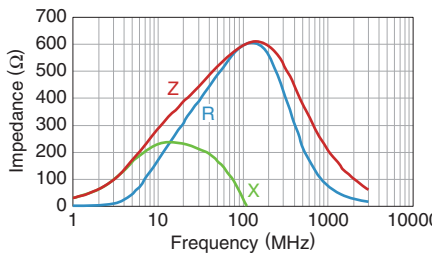
MMZ1608R301ATD25



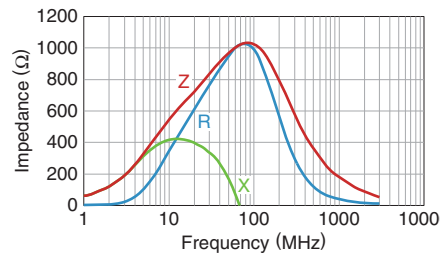
MMZ1608R471ATD25



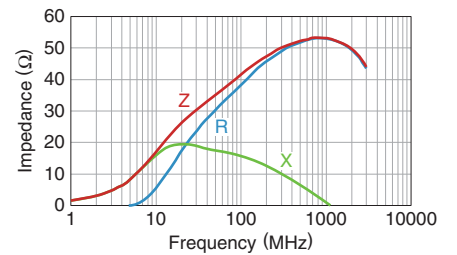
MMZ1608R601ATD25



MMZ1608R102ATD25



MMZ1608S400ATD25



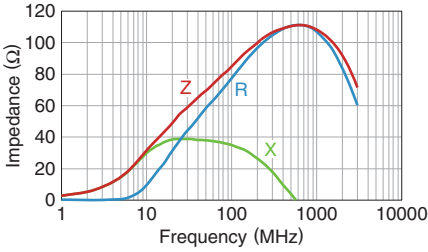
• All specifications are subject to change without notice.

MMZ series MMZ1608 Type

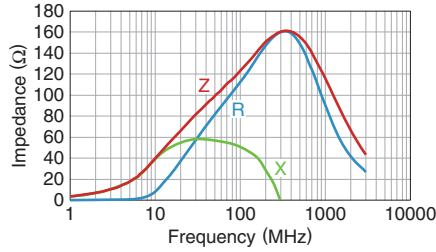
ELECTRICAL CHARACTERISTICS

Z, X, R VS. FREQUENCY CHARACTERISTICS

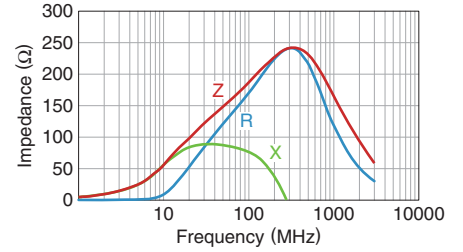
MMZ1608S800ATD25



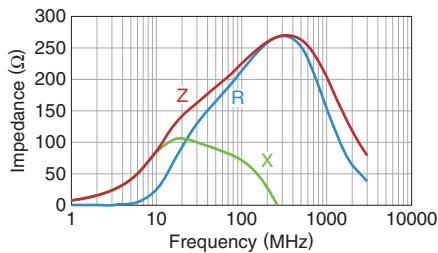
MMZ1608S121ATD25



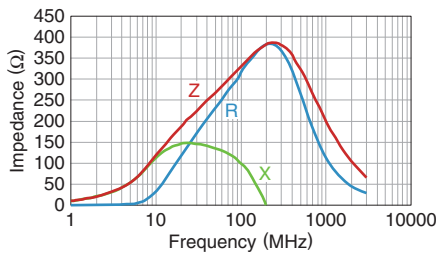
MMZ1608S181ATD25



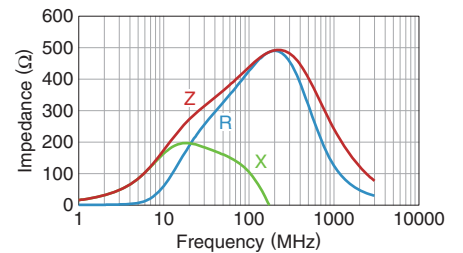
MMZ1608S221ATD25



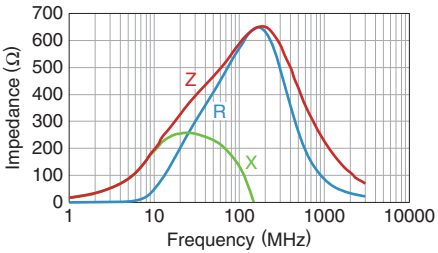
MMZ1608S301ATD25



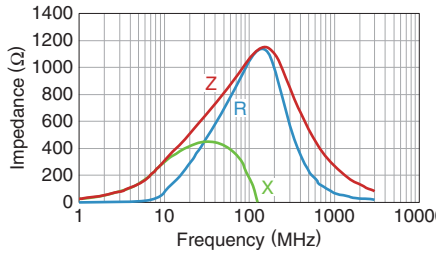
MMZ1608S471ATD25



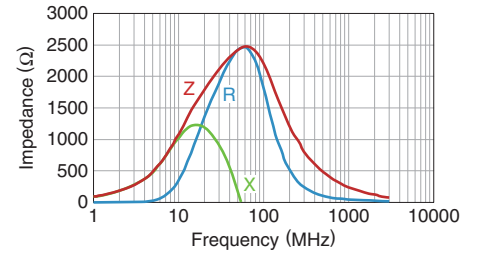
MMZ1608S601ATD25



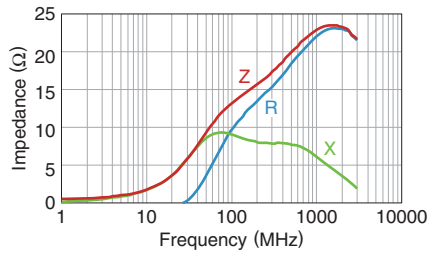
MMZ1608S102ATD25



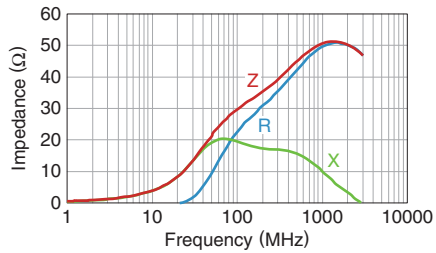
MMZ1608S202ATD25



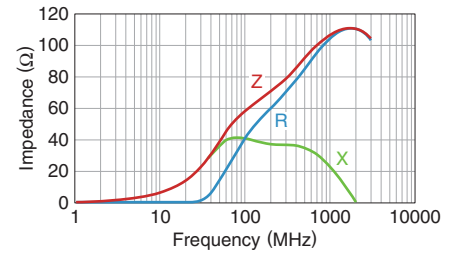
MMZ1608Y150BTD25



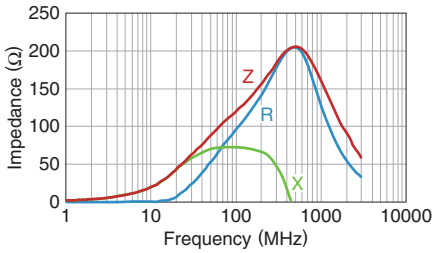
MMZ1608Y300BTD25



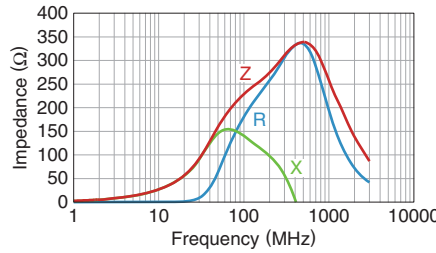
MMZ1608Y600BTD25



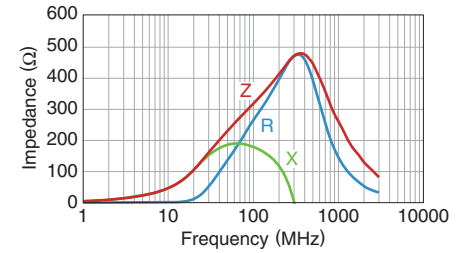
MMZ1608Y121BTD25



MMZ1608Y221BTD25



MMZ1608Y301BTD25



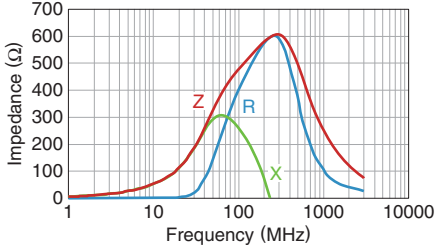
• All specifications are subject to change without notice.

MMZ series MMZ1608 Type

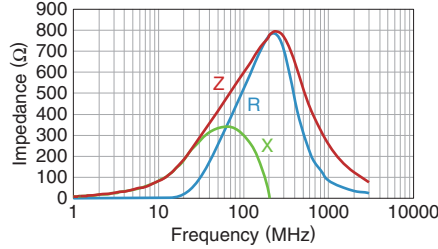
ELECTRICAL CHARACTERISTICS

Z, X, R VS. FREQUENCY CHARACTERISTICS

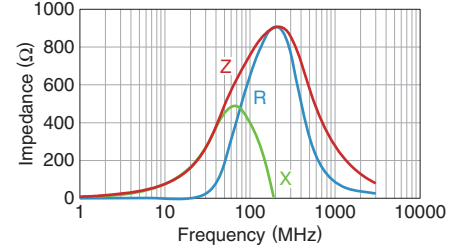
MMZ1608Y471BTD25



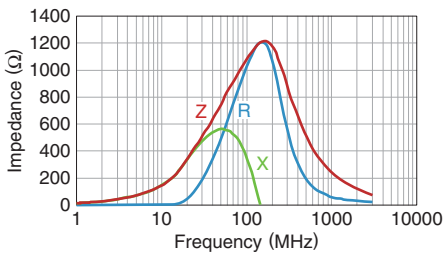
MMZ1608Y601BTD25



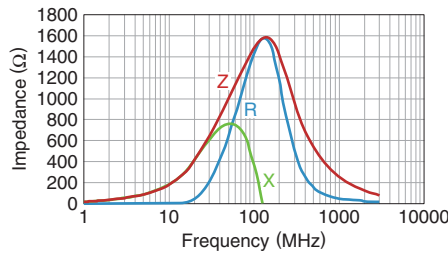
MMZ1608Y751BTD25



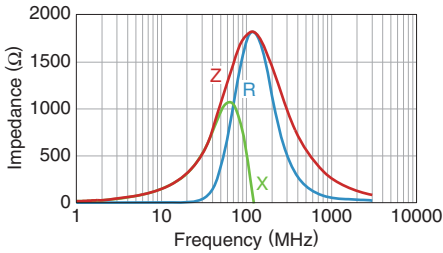
MMZ1608Y102BTD25



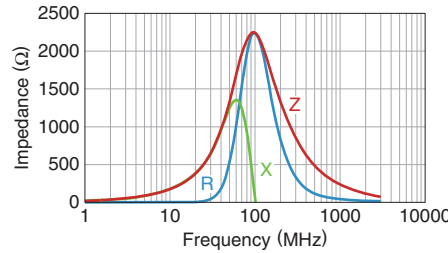
MMZ1608Y152BTD25



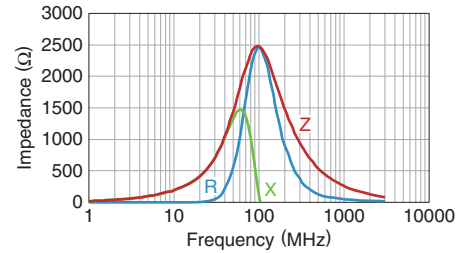
MMZ1608A182BTD25



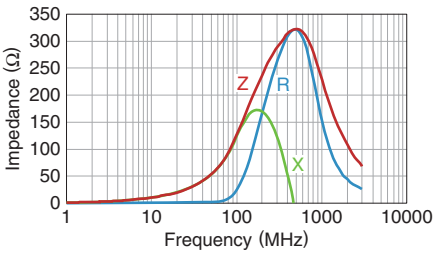
MMZ1608A222BTD25



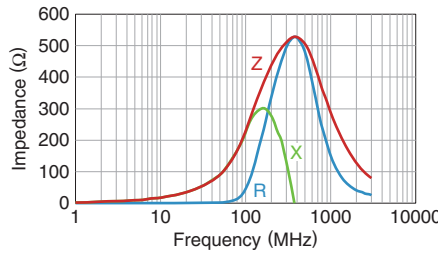
MMZ1608A252BTD25



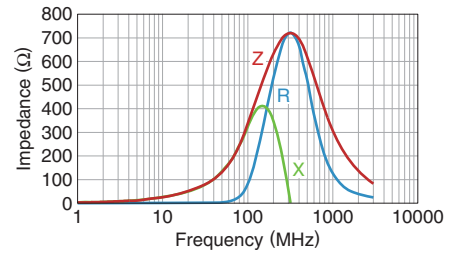
MMZ1608Q121BTD25



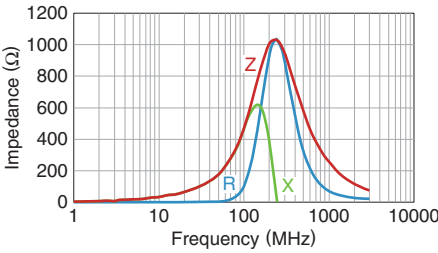
MMZ1608Q221BTD25



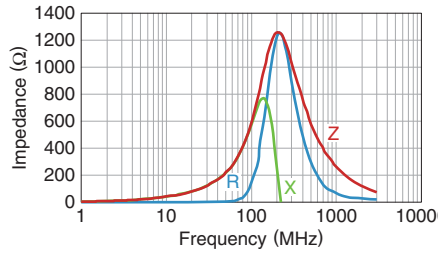
MMZ1608Q331BTD25



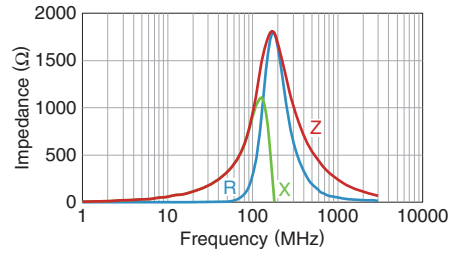
MMZ1608Q471BTD25



MMZ1608Q601BTD25



MMZ1608Q102BTD25



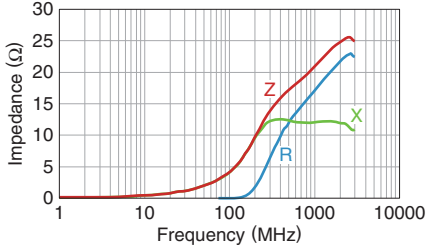
• All specifications are subject to change without notice.

MMZ series MMZ1608 Type

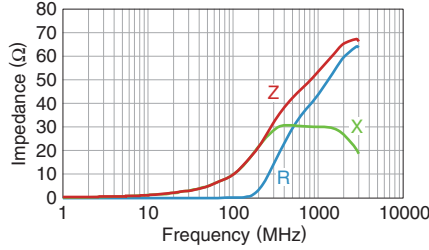
ELECTRICAL CHARACTERISTICS

Z, X, R VS. FREQUENCY CHARACTERISTICS

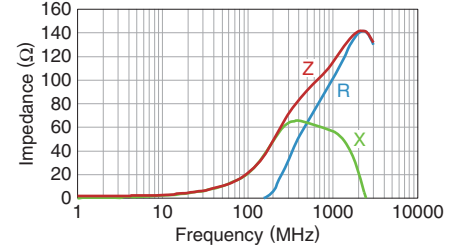
MMZ1608D050CTD25



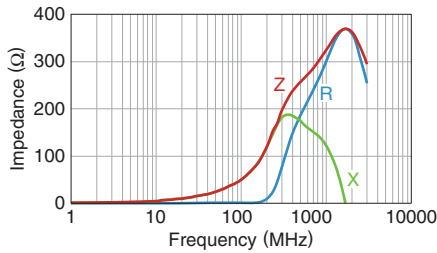
MMZ1608D100CTDH5



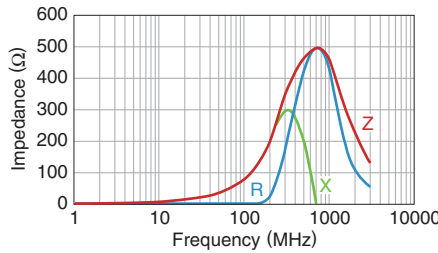
MMZ1608D220CTDH5



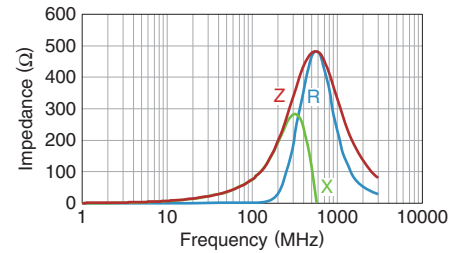
MMZ1608D500CTDH5



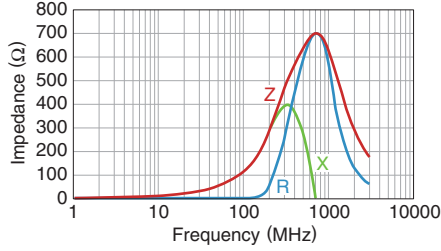
MMZ1608D800CTDH5



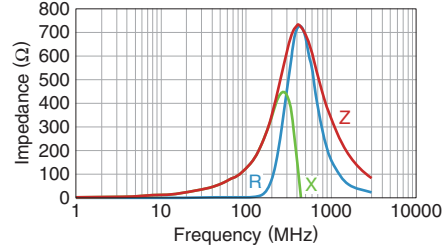
MMZ1608D800BTD25



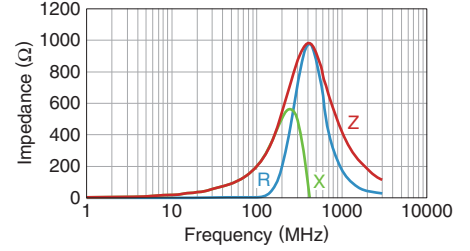
MMZ1608D121CTDH5



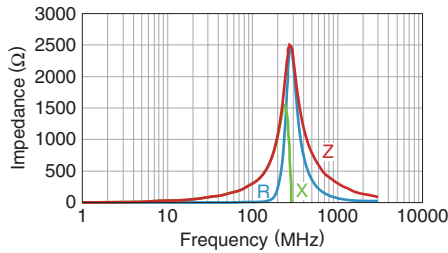
MMZ1608D121BTD25



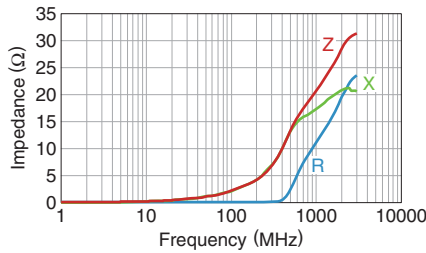
MMZ1608D241CTD25



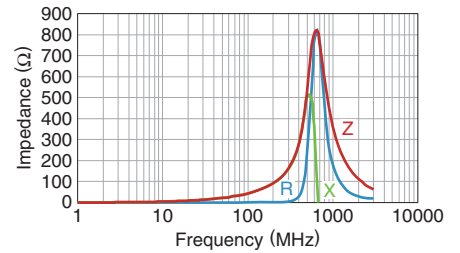
MMZ1608D301BTD25



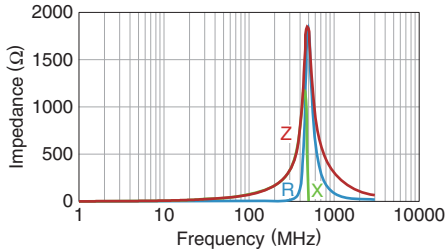
MMZ1608F030BTD25



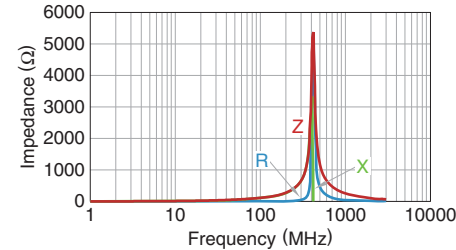
MMZ1608F470BTD25



MMZ1608F750BTD25



MMZ1608F121BTD25



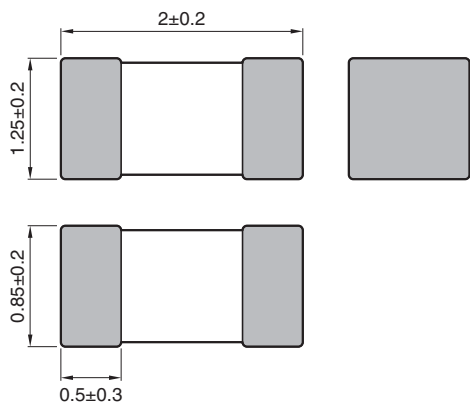
• All specifications are subject to change without notice.

MMZ series

MMZ2012 Type

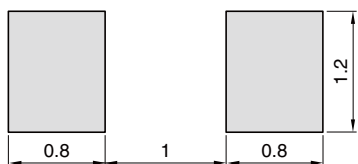


SHAPE & DIMENSIONS



Dimensions in mm

RECOMMENDED LAND PATTERN



Dimensions in mm

• All specifications are subject to change without notice.

MMZ series MMZ2012 Type

ELECTRICAL CHARACTERISTICS

CHARACTERISTICS SPECIFICATION TABLE

| Impedance [100MHz] (Ω) | Tolerance | DC resistance (Ω)max. | Rated current (mA)max. | Part No. |
|---------------------------------------|------------|-----------------------------------|---------------------------|------------------|
| 15 | $\pm 25\%$ | 0.05 | 1500 | MMZ2012R150ATD25 |
| 30 | $\pm 25\%$ | 0.05 | 1500 | MMZ2012R300ATD25 |
| 60 | $\pm 25\%$ | 0.10 | 1000 | MMZ2012R600ATD25 |
| 120 | $\pm 25\%$ | 0.12 | 800 | MMZ2012R121ATD25 |
| 300 | $\pm 25\%$ | 0.15 | 600 | MMZ2012R301ATD25 |
| 600 | $\pm 25\%$ | 0.20 | 500 | MMZ2012R601ATD25 |
| 1000 | $\pm 25\%$ | 0.30 | 500 | MMZ2012R102ATD25 |
| 40 | $\pm 25\%$ | 0.10 | 1000 | MMZ2012S400ATD25 |
| 80 | $\pm 25\%$ | 0.10 | 800 | MMZ2012S800ATD25 |
| 120 | $\pm 25\%$ | 0.15 | 800 | MMZ2012S121ATD25 |
| 180 | $\pm 25\%$ | 0.15 | 600 | MMZ2012S181ATD25 |
| 300 | $\pm 25\%$ | 0.20 | 600 | MMZ2012S301ATD25 |
| 600 | $\pm 25\%$ | 0.30 | 500 | MMZ2012S601ATD25 |
| 1000 | $\pm 25\%$ | 0.35 | 500 | MMZ2012S102ATD25 |
| 15 | $\pm 25\%$ | 0.05 | 1500 | MMZ2012Y150BTD25 |
| 30 | $\pm 25\%$ | 0.05 | 1500 | MMZ2012Y300BTD25 |
| 60 | $\pm 25\%$ | 0.10 | 1000 | MMZ2012Y600BTD25 |
| 120 | $\pm 25\%$ | 0.12 | 800 | MMZ2012Y121BTD25 |
| 300 | $\pm 25\%$ | 0.15 | 600 | MMZ2012Y301BTD25 |
| 600 | $\pm 25\%$ | 0.20 | 500 | MMZ2012Y601BTD25 |
| 1000 | $\pm 25\%$ | 0.30 | 500 | MMZ2012Y102BTD25 |
| 1500 | $\pm 25\%$ | 0.40 | 500 | MMZ2012Y152BTD25 |
| 2000 | $\pm 25\%$ | 0.50 | 400 | MMZ2012Y202BTD25 |
| 80 | $\pm 25\%$ | 0.30 | 500 | MMZ2012D800BTD25 |
| 120 | $\pm 25\%$ | 0.30 | 500 | MMZ2012D121BTD25 |
| 300 | $\pm 25\%$ | 0.50 | 400 | MMZ2012D301BTD25 |

Measurement equipment

| Measurement item | Product No. | Manufacturer |
|------------------|---------------|----------------------|
| Impedance | E4991A+16192A | Agilent Technologies |
| DC resistance | Type-7556 | Yokogawa |

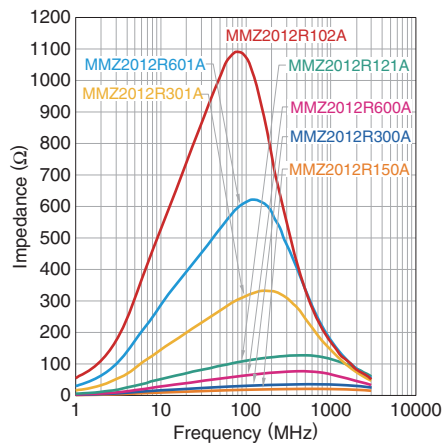
* Equivalent measurement equipment may be used.

MMZ series MMZ2012 Type

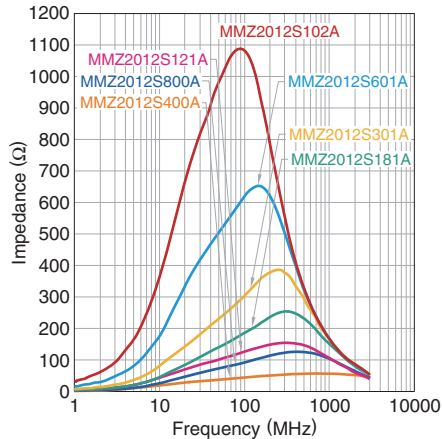
ELECTRICAL CHARACTERISTICS

Z VS. FREQUENCY CHARACTERISTICS (BY SERIES)

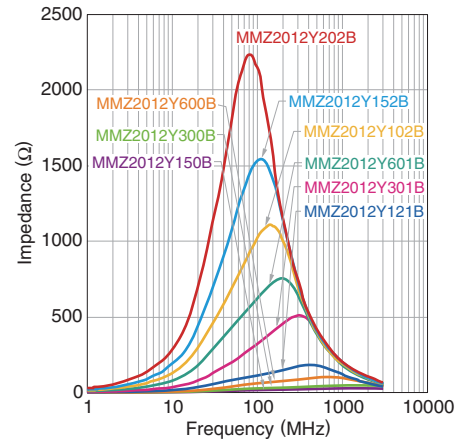
MMZ2012R SERIES



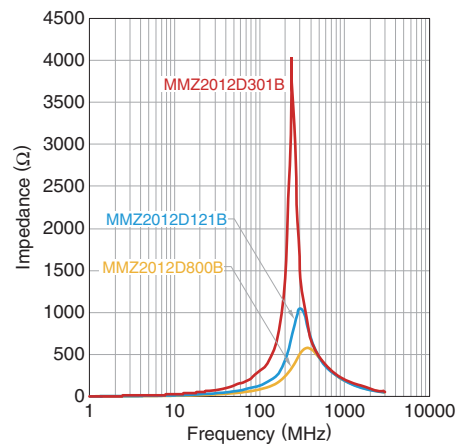
MMZ2012S SERIES



MMZ2012Y SERIES



MMZ2012D SERIES



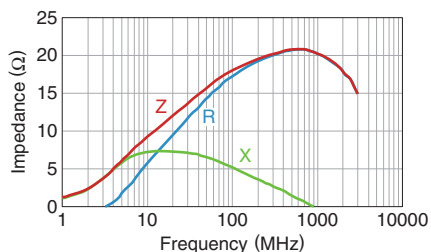
• All specifications are subject to change without notice.

MMZ series **MMZ2012 Type**

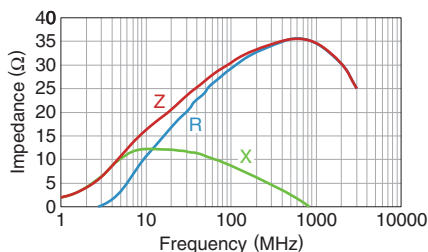
ELECTRICAL CHARACTERISTICS

Z, X, R VS. FREQUENCY CHARACTERISTICS

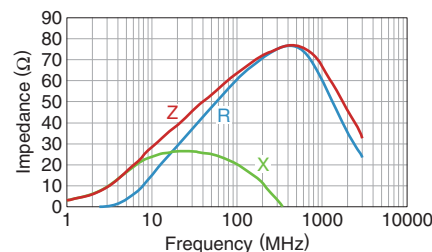
MMZ2012R150ATD25



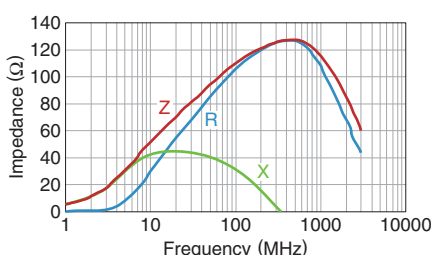
MMZ2012R300ATD25



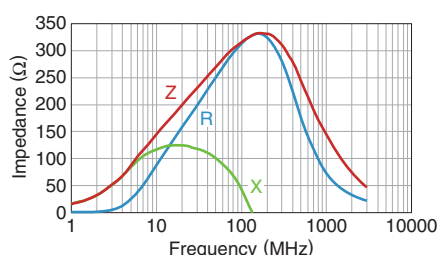
MMZ2012R600ATD25



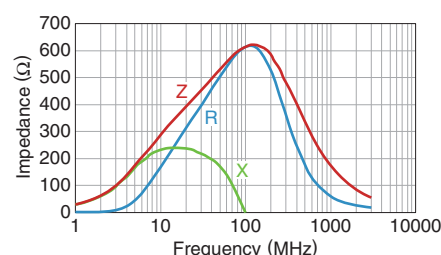
MMZ2012R121ATD25



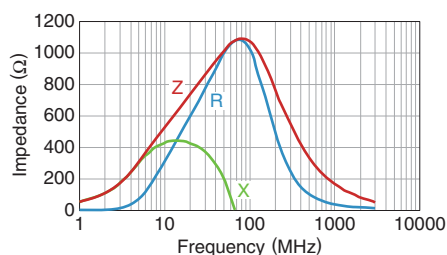
MMZ2012R301ATD25



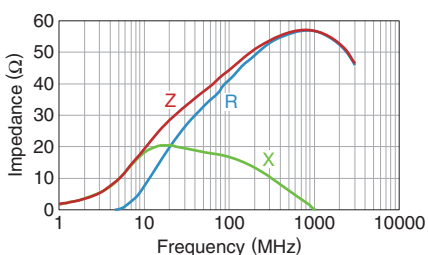
MMZ2012R601ATD25



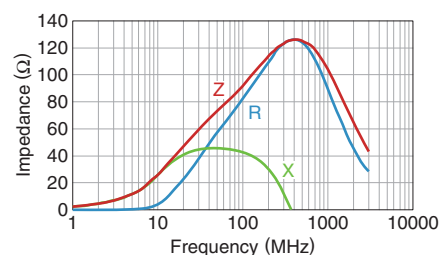
MMZ2012R102ATD25



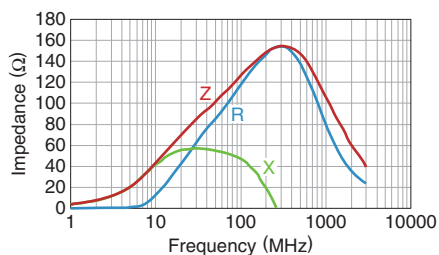
MMZ2012S400ATD25



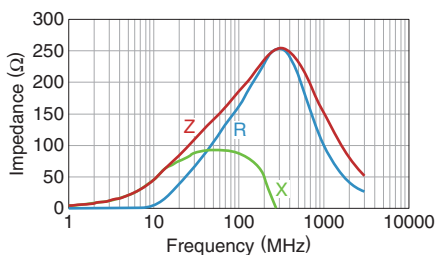
MMZ2012S800ATD25



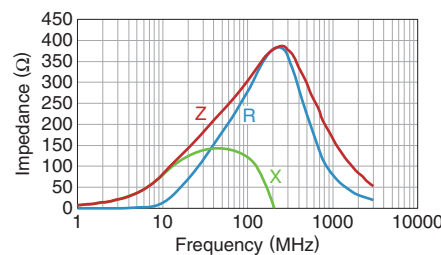
MMZ2012S121ATD25



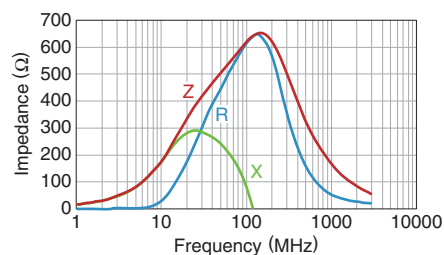
MMZ2012S181ATD25



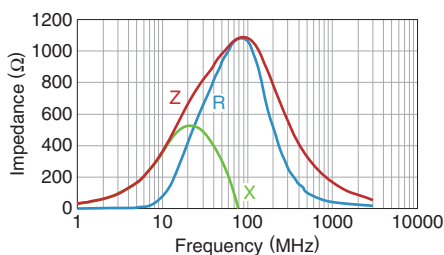
MMZ2012S301ATD25



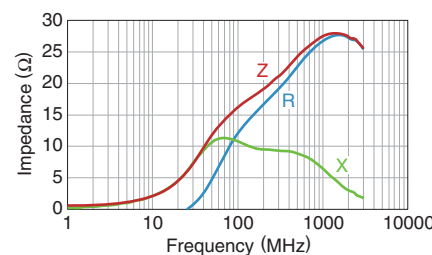
MMZ2012S601ATD25



MMZ2012S102ATD25



MMZ2012Y150BTD25



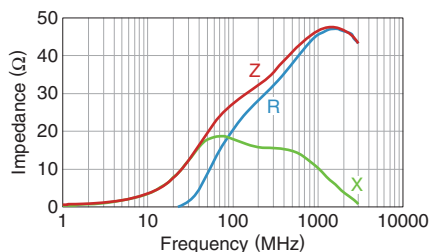
• All specifications are subject to change without notice.

MMZ series MMZ2012 Type

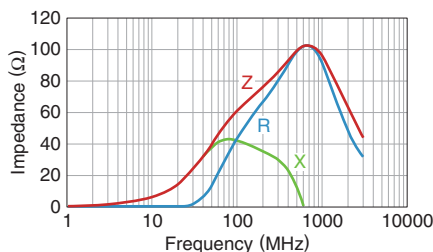
ELECTRICAL CHARACTERISTICS

Z, X, R VS. FREQUENCY CHARACTERISTICS

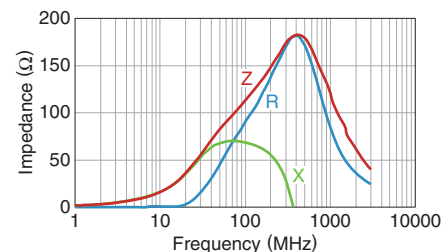
MMZ2012Y300BTD25



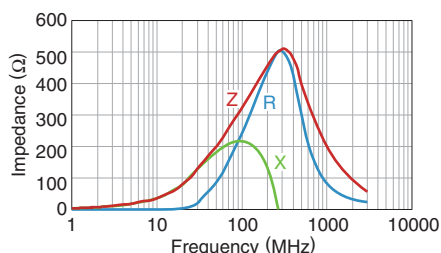
MMZ2012Y600BTD25



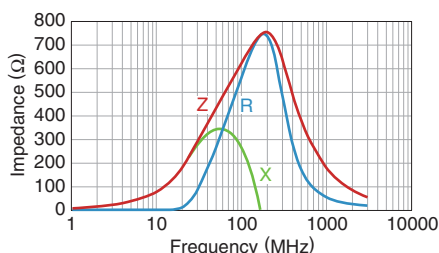
MMZ2012Y121BTD25



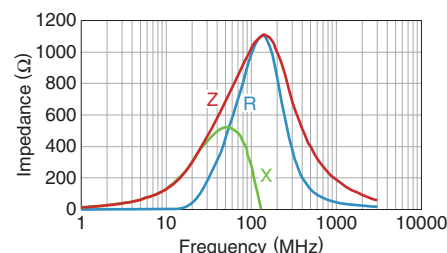
MMZ2012Y301BTD25



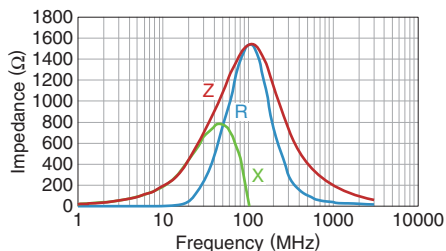
MMZ2012Y601BTD25



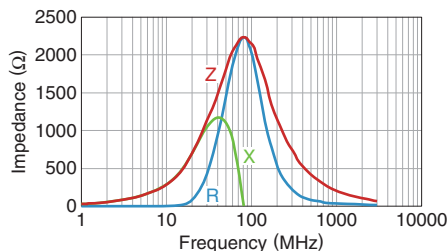
MMZ2012Y102BTD25



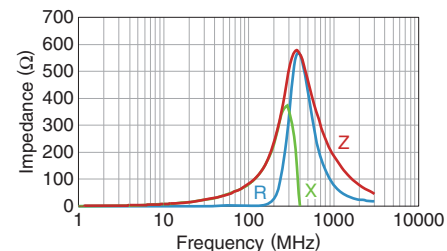
MMZ2012Y152BTD25



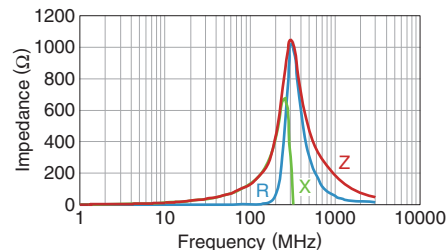
MMZ2012Y202BTD25



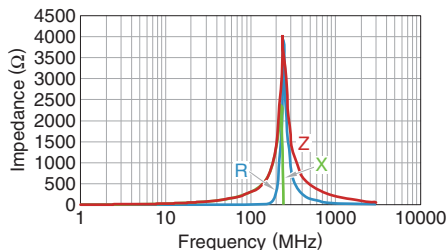
MMZ2012D800BTD25



MMZ2012D121BTD25



MMZ2012D301BTD25

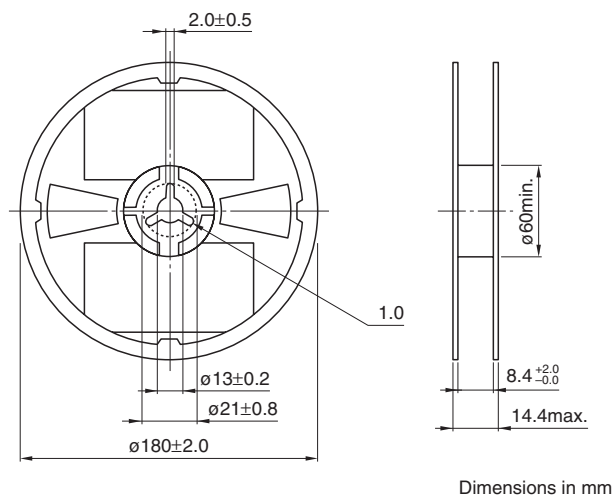


• All specifications are subject to change without notice.

MMZ series

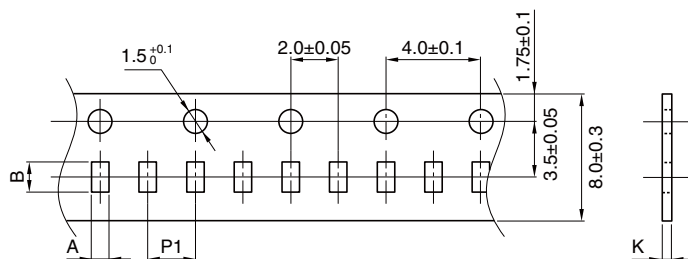
Packaging style

REEL DIMENSIONS



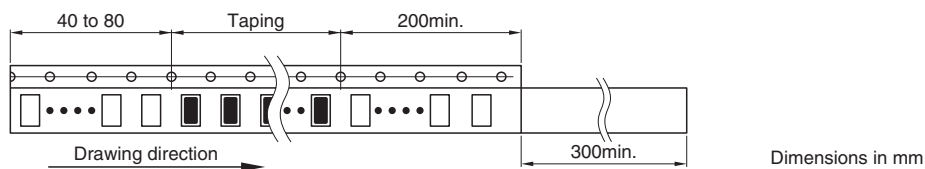
Dimensions in mm

TAPE DIMENSIONS



Dimensions in mm

| Type | A | B | P1 | K |
|---------|----------|----------|----------|---------|
| MMZ1005 | 0.65±0.1 | 1.15±0.1 | 2.0±0.05 | 0.8max. |
| MMZ1608 | 1.1±0.2 | 1.9±0.2 | 4.0±0.1 | 1.1max. |
| MMZ2012 | 1.5±0.2 | 2.3±0.2 | 4.0±0.1 | 1.1max. |



Dimensions in mm

• All specifications are subject to change without notice.