

Features

- ◆ Ultra-wide 4:1 input range
- ◆ High efficiency up to 86 %
- ◆ Extended operating temperature range
-40°C to +85°C max.
- ◆ Indefinite short circuit protection
- ◆ I/O isolation 1500 VDC
- ◆ Built-in filter meets EN 55022, Class A and
FCC, Level A without external components
- ◆ Remote On/Off
- ◆ Industry standard pinout
- ◆ Six-side shielded case
- ◆ Lead free design, fully RoHS compliant
- ◆ 3-year product warranty

not recommended for new design in



The TEN 15WI series of DC/DC converters, comprising 10 different models, has been designed for a wide range of applications including communications, industrial systems and battery powered equipments. Full SMD-design with use of ceramic chip capacitors guarantees a high reliability and a long lifetime. Other features of this converters are internal filter to meet EN 55022, class A and FCC, level A and an extended temperature range of -40°C to +85°C.

Models

Ordercode	Input voltage range	Output voltage	Output current max.	Efficiency typ.
TEN 15-2410WI	9 – 36 VDC (24 VDC nominal)	3,3 VDC	3'000 mA	78 %
TEN 15-2411WI		5,1 VDC	2'950 mA	82 %
TEN 15-2412WI		12 VDC	1'250 mA	85 %
TEN 15-2422WI		±12 VDC	±625 mA	85 %
TEN 15-2423WI		±15 VDC	±500 mA	86 %
TEN 15-4810WI	18 – 75 VDC (48 VDC nominal)	3,3 VDC	3'000 mA	78 %
TEN 15-4811WI		5,1 VDC	2'950 mA	82 %
TEN 15-4812WI		12 VDC	1'250 mA	85 %
TEN 15-4822WI		±12 VDC	±625 mA	85 %
TEN 15-4823WI		±15 VDC	±500 mA	86 %

Input Specifications

Input current at no load		24 Vin models: 25 mA typ. 48 Vin models: 15 mA typ.
Input current at full load	24 Vin; 24 Vin; 48 Vin; 48 Vin;	3.3 Vout models: 528 mA typ. other output models: 740 mA typ. 3.3 Vout models: 264 mA typ. other output models: 370 mA typ.
Surge voltage (100 msec. max.)		24 Vin models: 50 V max. 48 Vin models: 100 V max.
Conducted noise (input)		EN 55022 level A, FCC part 15, level A

Output Specifications

Voltage set accuracy		±1 %
Regulation	- Input variation Vin min. to Vin max. - Load variation 10 – 100 %	0.5 % max. 1 % max.
Ripple and noise (20 MHz Bandwidth)		80 mVpk-pk max.
Temperature coefficient		±0.02 %/K
Output current limitation		>110 % of Iout max., foldback
Short circuit protection		indefinite (automatic recovery)
Capacitive load	single output models: dual output models:	470 µF max. 220 µF max.

General Specifications

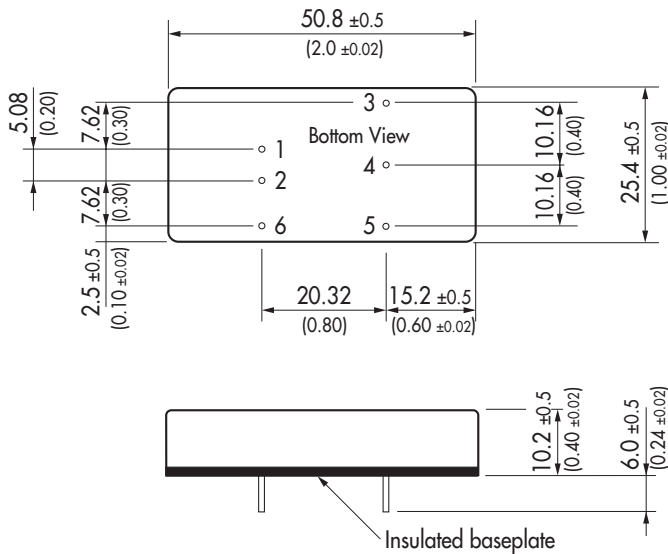
Temperature ranges	- Operating - Case temperature - Storage	-40°C to +85°C (-40F to +185°F) +100°C max. -55°C to +125°C (-67°F to +257°F)
Load derating	- without heatsink - with heatsink	2.5 %/K above 60°C 3.3 %/K above 70°C
Humidity (non condensing)		95 % rel H max.
Reliability, calculated MTBF (MIL-HDBK-217F, at +25°C, ground benign)		>700'000 h
Isolation voltage (60 sec.)	- Input/Output	1'500 VDC
Isolation capacitance	- Input/Output	1200 pF typ
Isolation resistance	- Input/Output (500 VDC)	>1'000 MOhm
Switching frequency (fixed)		330 kHz typ. (pulse width modulation)
Remote On/Off:	- On: - Off: - Off idle current:	2.5 ... 5.5 VDC or open circuit. -0.7 ... 0.8 VDC or short circuit pin 2 and pin 6 10 mA max.
Safety standards		cUL/UL 60950-1, IEC/EN 60950-1
Safety approvals		CSA File No. 226037 http://directories.csa-international.org
Environmental compliance	- Reach - RoHS	www.tracopower.com/products/ten15wi-reach.pdf RoHS directive 2011/65/EU

Physical Specifications

Casing material		copper, nickel plated
Baseplate material		non conductive FR4
Potting material		Silicon TSE-3331A/B (flammability to UL 94V-0)
Weight		32 g (1.09oz)
Soldering temperature		max. 265°C / 10 sec.

All specifications valid at nominal input voltage, full load and +25°C after warm-up time unless otherwise stated.

Outline Dimensions



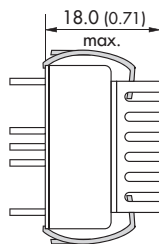
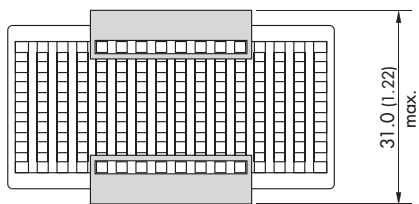
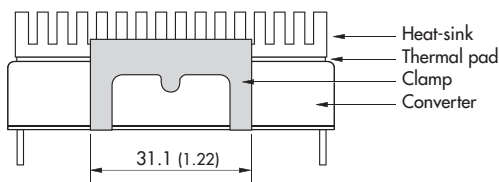
Pin-Out		
Pin	Single	Dual
1	+Vin (Vcc)	+Vin (Vcc)
2	-Vin (GND)	-Vin (GND)
3	+Vout	+Vout
4	No pin	Common
5	-Vout	-Vout
6	Remote On/Off	

Dimensions in [mm], () = Inch
 Pin diameter: 1.0 ±0.05 (0.039 ±0.002)
 Pin pitch tolerances: ±0.25 (±0.01)
 Casing tolerances: ±0.5 (±0.02)

Application note: www.tracopower.com/products/ten15wi-application.pdf

Heat-Sink (Option)

Heat-sink TEN-HS4 (optional)



Order code: TEN-HS4

(cont.: heat-sink, thermal pad, 2 clamps)

Material: Aluminum

Finish: Anodic treatment (black)

Weight: 9 g (0.31oz) without converter

Thermal impedance after assembling: 10 K/W

Note:

Before attaching the heatsink, the product label on converter has to be removed for optimal performance.

For volume orders we can supply the converters with heatsink already mounted. Please contact us for a relative quotation.

Specifications can be changed without notice! Make sure you are using the latest documentation, downloadable at www.tracopower.com