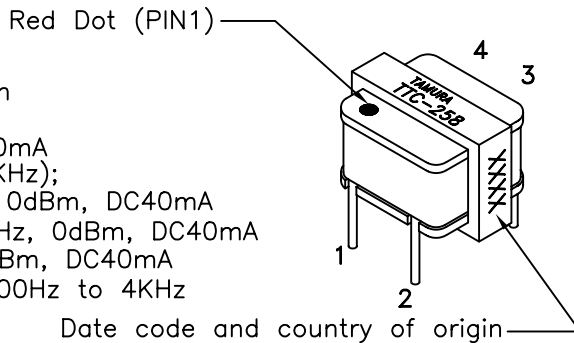


TELECOMMUNICATION COUPLING TRANSFORMER DESIGNED TO OPERATE AT A MAX LEVEL OF +10dBm AND TO REFLECT A PRIMARY SOURCE IMPEDANCE OF APPROXIMATELY 600Ω WITH 600Ω LOAD ON SECONDARY

A. Electrical Specifications (@ 25°C)

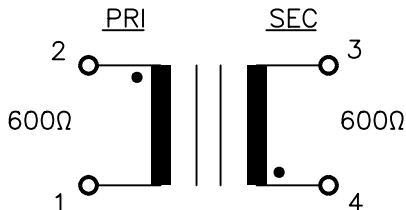
1. Pri Source Impedance; 600Ω
2. Sec Load Impedance; 600Ω
3. Pri DC Current; 40mA (1-2)
4. Operating Level; -45dBm to +10dBm
5. Insertion Loss;
 - 1.9dB MAX @ 1.8KHz, 0dBm, DC40mA
6. Frequency Response (relative to 1.8KHz);
 - +0.5,-2.5dB @ 300Hz to 3.4KHz, 0dBm, DC40mA
7. PRI Impedance; 600 Ω ±20% @ 1.8KHz, 0dBm, DC40mA
8. Return Loss; 14dB MIN @1.8KHz, 0dBm, DC40mA
9. Longitudinal Balance; 60dB MIN @ 200Hz to 4KHz
10. DC Resistance;
 - (1-2)= 77 Ω ±20%
 - (3-4)=103 Ω ±20%
11. Total Harmonic Distortion; 05% MAX @ 300Hz, 0dBm, DC40mA
12. Turns Ratio; (1-2) : (3-4) = 1 : 1.066±2%
13. Dielectric Strength;
 - 1500 Vrms, 1 minute @ Pri to Sec, Pri to Core
 - 1000 Vrms, 1 minute @ Sec to Core



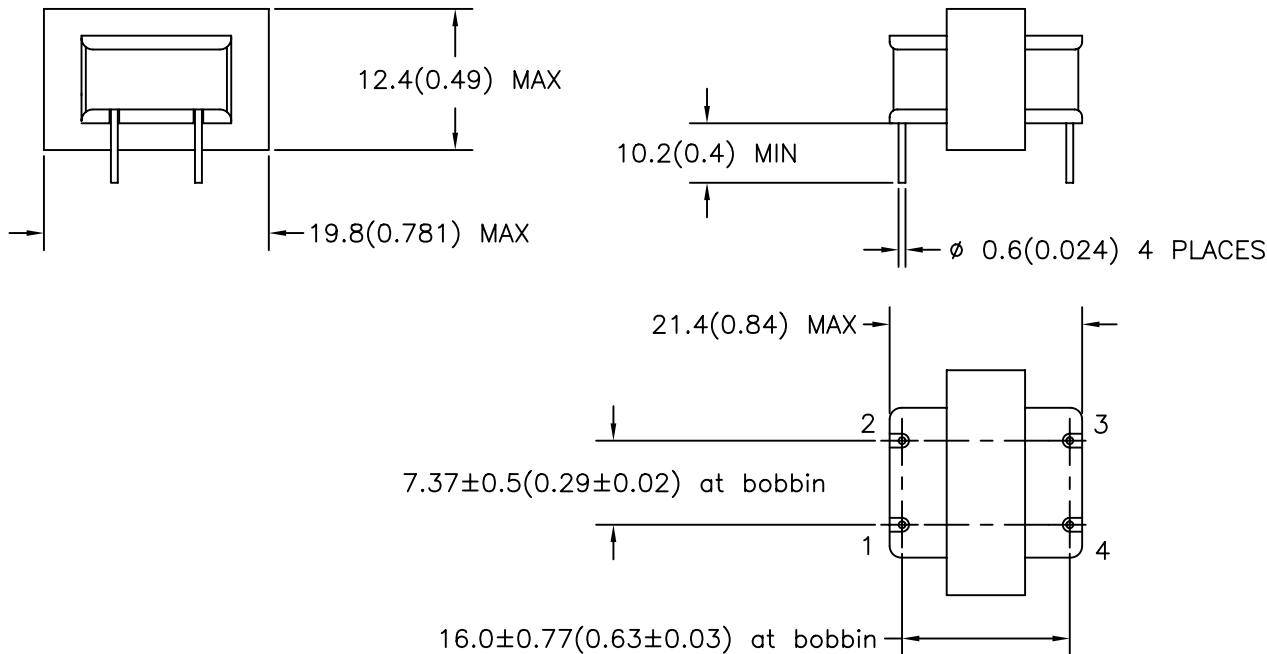
MODEL NUMBER
TTC-258

B. Marking; TTC-258, TAMURA, date code and country of origin

C. Schematic Diagram



D. Mechanical Specifications



TOLERANCES (mm)
≤ 4 ± 0.2
4 ≤ 20 ± 0.3
20 ≤ 50 ± 0.4

PREPARED BY:

D. Kelley

ENGINEER:
T. Shiozawa

DWG CONTROL NO.
P-A1-10330
ACAD\TTC\A1103301.DWG

REV
C

TELECOMMUNICATION COUPLING
TRANSFORMER

TTC-258

QUALITY CONTROL:
D. Kelley

CONTENTS OF THIS DRAWING ARE
SUBJECT TO CHANGE WITHOUT
PRIOR NOTICE

TAMURA CORPORATION OF AMERICA
43352 BUSINESS PARK DRIVE, TEMECULA, CA. 92590-6624
(909) 699-1270 FAX 9096769482

MODEL SPECIFICATION

DIM: mm(In) SCL: NONE SH: 1 OF 1

APPROVED:

D. Suzuki

PROPRIETARY NOTICE: THIS DRAWING PRINT OR DOCUMENT AND SUBJECT MATTER DISCLOSED HEREIN ARE PROPRIETARY ITEMS TO WHICH TAMURA RETAINS THE EXCLUSIVE RIGHT OF DISSEMINATION, REPRODUCTION, MANUFACTURE AND SALE. THIS DRAWING, PRINT OR DOCUMENT IS SUBMITTED IN CONFIDENCE FOR CONSIDERATION BY THE RECIPIENT ALONE UNLESS PERMISSION FOR FURTHER DISCLOSURE IS EXPRESSLY GRANTED IN WRITING.