

REV. Status

REVISION -
09/14/05 MP

REVISION A
REFORMATTED &
UPDATED SAFETY
04/30/07 YS

REVISION B
UPDATED SAFETY
05/22/08 MP

REVISION C
UPDATED SAFETY
11/6/08 MP

REVISION D
UPDATED CLASS
2 & 3 INFO.
3-19-09 MP

REVISION E
UPDATED SAFETY
5-28-09 MP

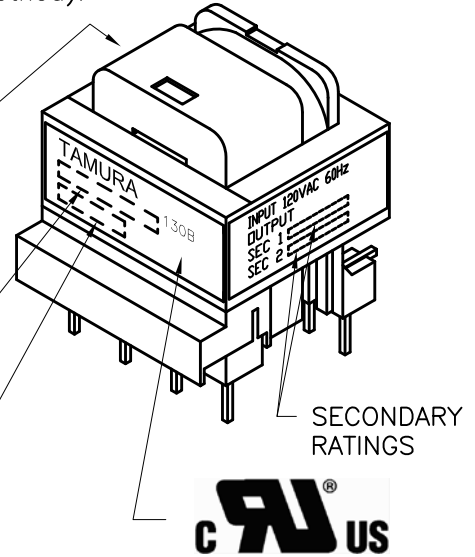
A. Electrical Specifications (@ 25°C)

1. Maximum Power: 1.6VA
2. Primary Voltage and Frequency: 120VAC, 60Hz
3. Secondary RMS Rating: See Table A (on sheet 2)
4. Voltage Regulation: 35% MAX @ full load to no load
5. Temperature Rise: 30°C MAX @ Vin = 120VAC, 60Hz and rated load condition (measured by resistance method).
6. Insulation Resistance:
100MΩ MIN @ 500VDC, Pri to Sec, Pri to Core
100MΩ MIN @ 500VDC, Sec to Core
7. Dielectric Withstand:
3000Vrms @ Pri to Sec, Pri to Core
500Vrms @ Sec to Core

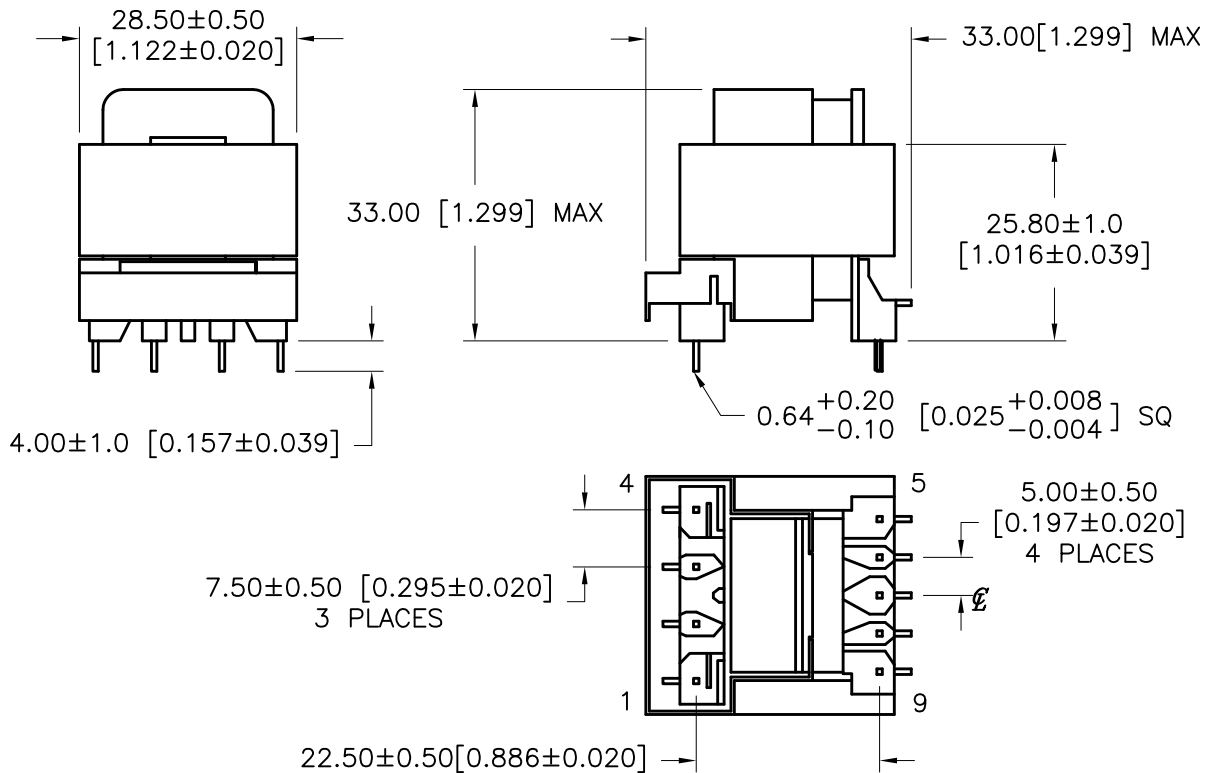
B. Marking: TAMURA, part number (see sheet 2), date code and country of origin

C. Safety:

Conforms to construction requirements of
UL60950-1
UL60335-1
UL60065
UL5085-3/CSA No66.3 (UL FILE E64149)
Class 2 or 3 output, Inherently limited.
UL Recognized Electrical Insulation System rated 130°C(B)
for use as Reinforced Insulation, or where Double Insulation
is required in accordance with UL1097.



D. Mechanical Specifications:



PREPARED BY:

C. POPPE

ENGINEER:

MATHI PITCHAI

SAFETY ENGINEER

B.O.

APPROVED:

T.B.

DWG CONTROL NO.
P-A1-13114
ACAD\MXFMR\A1131141.DWG

REV
E

1.6VA PCB
SMALL POWER TRANSFORMER

TAMURA CORPORATION OF AMERICA
43352 BUSINESS PARK DRIVE, TEMECULA, CA. 92590-6624
(951) 699-1270 FAX 9516769482

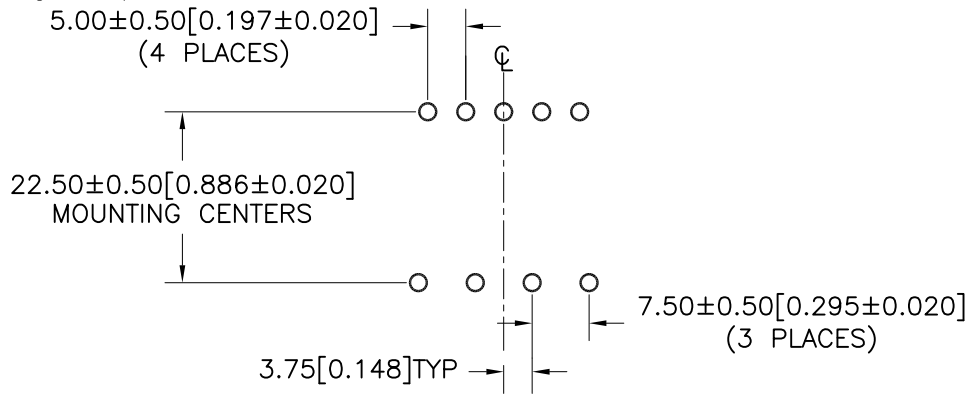
SB2816-16XX

MODEL SPECIFICATION

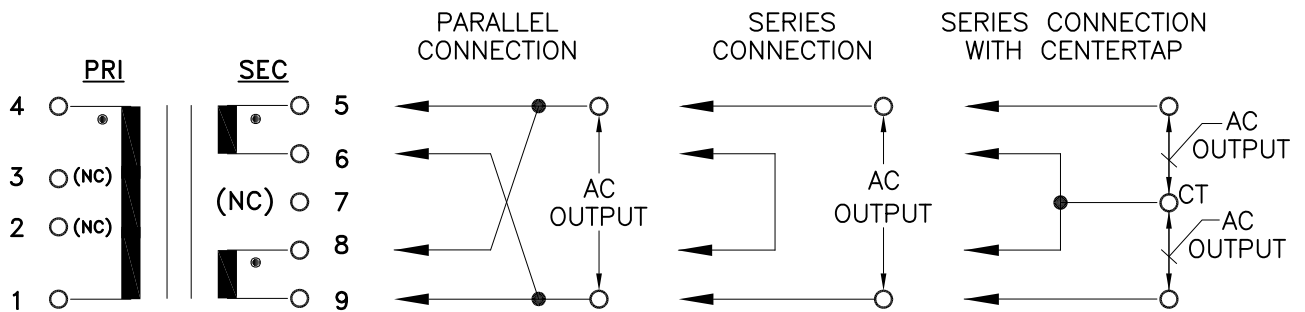
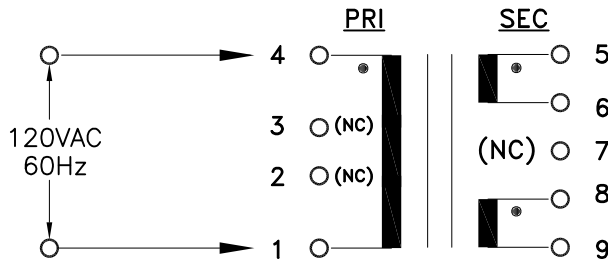
DIM: mm[In] SCL: 1/1 SH: 1 OF 2

PROPRIETARY NOTICE: THIS DRAWING PRINT OR DOCUMENT AND SUBJECT MATTER DISCLOSED HEREIN ARE PROPRIETARY ITEMS TO WHICH TAMURA RETAINS THE EXCLUSIVE RIGHT OF DISSEMINATION, REPRODUCTION, MANUFACTURE AND SALE. THIS DRAWING, PRINT OR DOCUMENT IS SUBMITTED IN CONFIDENCE FOR CONSIDERATION BY THE RECIPIENT ALONE UNLESS PERMISSION FOR FURTHER DISCLOSURE IS EXPRESSLY GRANTED IN WRITING.

E. Mounting Footprint:



F. Schematic Diagram:



G. Table A:

(** Series Output is Class 3, Parallel Output is Class 2)

PART NO.	PARALLEL CONNECTION		SERIES CONNECTION		SERIES CONNECTION WITH CT		OUTPUT
	AC VOLTS	RMS mAMPS	AC VOLTS	RMS mAMPS	AC VOLTS	RMS mAMPS	
SB2816-1604	2.0	800	4.0	400	2.0-CT-2.0	400	2X2.0V
SB2816-1606	3.0	530	6.0	265	3.0-CT-3.0	265	2X3.0V
SB2816-1610	5.0	320	10.0	160	5.0-CT-5.0	160	2X5.0V
SB2816-1614	7.0	230	14.0	115	7.0-CT-7.0	115	2X7.0V
SB2816-1616	8.0	200	16.0	100	8.0-CT-8.0	100	2X8.0V
SB2816-1618	9.0	180	18.0	90	9.0-CT-9.0	90	2X9.0V
SB2816-1622	11.0	150	22.0	75	11.0-CT-11.0	75	2X11.0V
SB2816-1624	12.0	130	24.0	65	12.0-CT-12.0	65	2X12.0V
SB2816-1626**	13.0	120	26.0	60	13.0-CT-13.0	60	2X13.0V
SB2816-1630**	15.0	110	30.0	55	15.0-CT-15.0	55	2X15.0V

PREPARED BY:

C. POPPE

ENGINEER:

MATHI PITCHAI

SAFETY ENGINEER

B.O.

APPROVED:

T.B.

DWG CONTROL NO. P-A1-13114
ACAD\MXFMR\A1131141.DWG

REV E
1.6VA PCB
SMALL POWER TRANSFORMER

TAMURA CORPORATION OF AMERICA
43352 BUSINESS PARK DRIVE, TEMECULA, CA. 92590-6624
(951) 699-1270 FAX 9516769482

SB2816-16XX

MODEL SPECIFICATION
DIM: mm[In] SCL: 1/1 SH: 2 OF 2

PROPRIETARY NOTICE: THIS DRAWING PRINT OR DOCUMENT AND SUBJECT MATTER DISCLOSED HEREIN ARE PROPRIETARY ITEMS TO WHICH TAMURA RETAINS THE EXCLUSIVE RIGHT OF DISSEMINATION, REPRODUCTION, MANUFACTURE AND SALE. THIS DRAWING, PRINT OR DOCUMENT IS SUBMITTED IN CONFIDENCE FOR CONSIDERATION BY THE RECIPIENT ALONE UNLESS PERMISSION FOR FURTHER DISCLOSURE IS EXPRESSLY GRANTED IN WRITING.