

REV. Status
REVISION - 09/13/05 MP
REVISION A REFORMATTED & UPDATED SAFETY 04/30/07 YS
REVISION B UPDATED SAFETY 05/22/08 MP
REVISION C UPDATED SAFETY 11/06/08 MP
REVISION D UPDATED CLASS 2 & 3 INFO. 3-19-09 MP
REVISION E UPDATED SAFETY 5-28-09 MP

A. Electrical Specifications (@ 25°C)

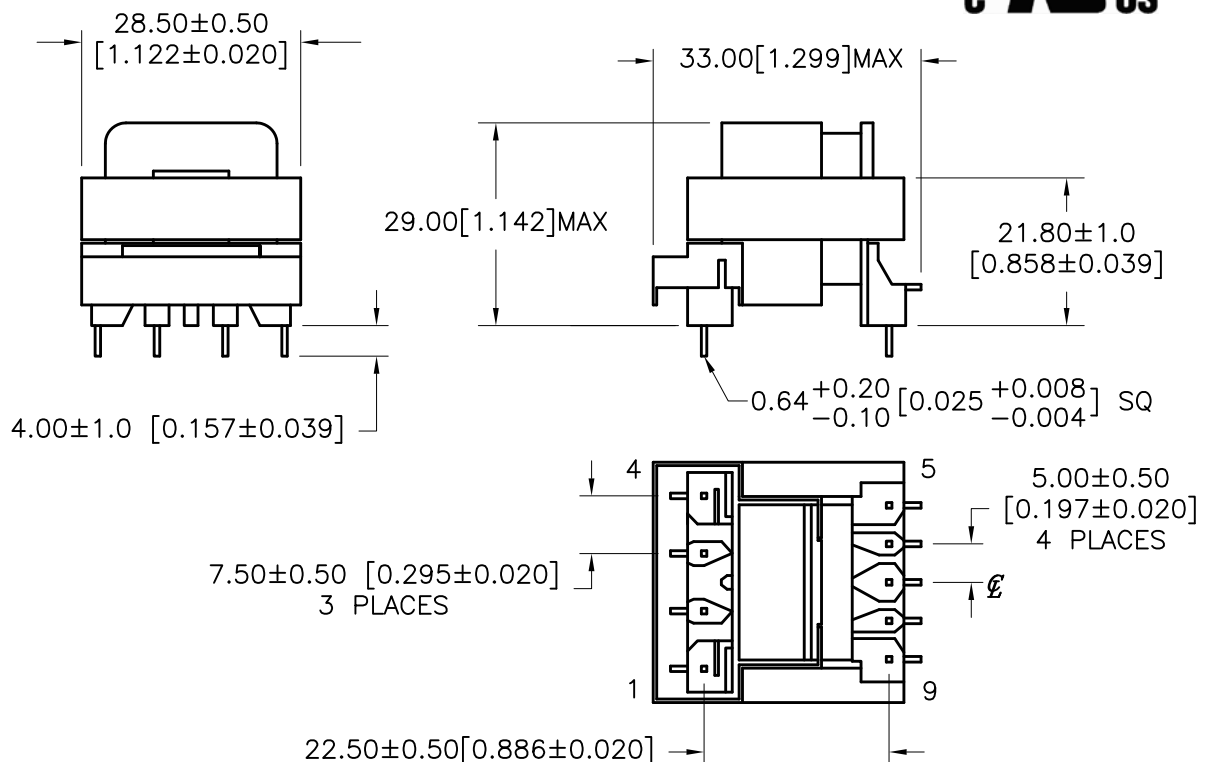
1. Maximum Power: 1.2VA
2. Primary Voltage and Frequency: 120VAC, 60Hz
3. Secondary RMS Rating: See Table A (on sheet 2)
4. Voltage Regulation: 40% MAX @ full load to no load
5. Temperature Rise: 35°C MAX @ Vin = 120VAC, 60Hz and rated load condition (measured by resistance method).
6. Insulation Resistance:
100MΩ MIN @ 500VDC, Pri to Sec, Pri to Core
100MΩ MIN @ 500VDC, Sec to Core
7. Dielectric Withstand:
3000Vrms @ Pri to Sec, Pri to Core
500Vrms @ Sec to Core

B. Marking: TAMURA, part number (see sheet 2), date code and country of origin

C. Safety:

Conforms to construction requirements of
UL60950-1
UL60335-1
UL60065
UL5085-3/CSA No66.3 (UL FILE E64149)
Class 2 or 3 output, Inherently limited.
UL-Recognized Electrical Insulation System rated 130°C(B)
for Use as Reinforced Insulation, or where Double Insulation
is required in accordance with UL1097.

D. Mechanical Specifications:



PREPARED BY:

C. POPPE

ENGINEER:
MATHI PITCHAI
SAFETY ENGINEER
B.O.
APPROVED:
T.B.

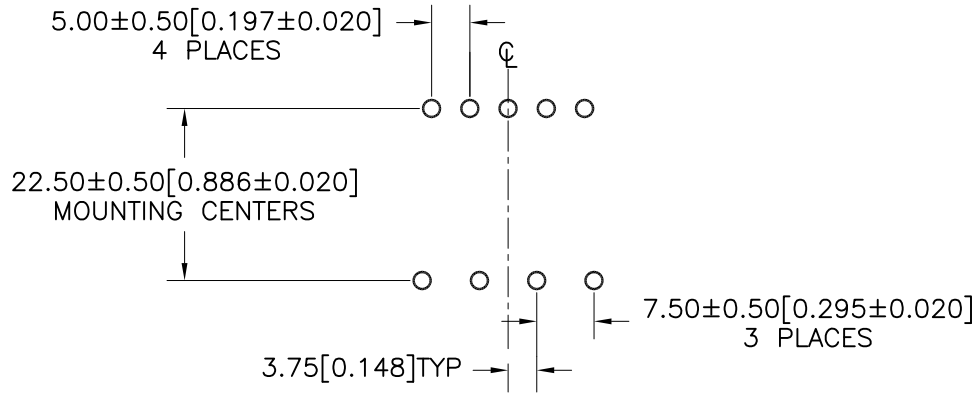
DWG CONTROL NO. P-A1-13105 ACAD\MXFMR\A1131051.DWG	REV E
CONTENTS OF THIS DRAWING ARE SUBJECT TO CHANGE WITHOUT PRIOR NOTICE	

1.2VA PCB SMALL POWER TRANSFORMER
TAMURA CORPORATION OF AMERICA 43352 BUSINESS PARK DRIVE, TEMECULA, CA. 92590-6624 (951) 699-1270 FAX 9516769482

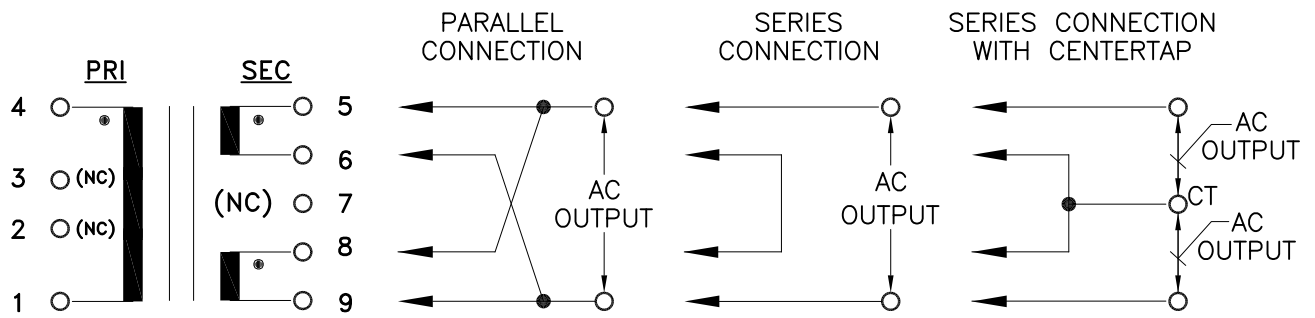
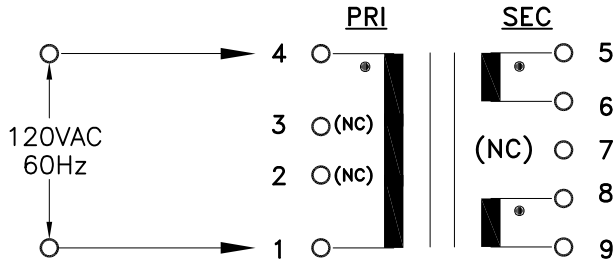
SB2812-12XX
MODEL SPECIFICATION
DIM: mm[In] SCL: 1/1 SH: 1 OF 2

PROPRIETARY NOTICE: THIS DRAWING PRINT OR DOCUMENT AND SUBJECT MATTER DISCLOSED HEREIN ARE PROPRIETARY ITEMS TO WHICH TAMURA
RETAINS THE EXCLUSIVE RIGHT OF DISSEMINATION, REPRODUCTION, MANUFACTURE AND SALE. THIS DRAWING, PRINT OR DOCUMENT IS SUBMITTED IN
CONFIDENCE FOR CONSIDERATION BY THE RECIPIENT ALONE UNLESS PERMISSION FOR FURTHER DISCLOSURE IS EXPRESSLY GRANTED IN WRITING.

E. Mounting Footprint:



F. Schematic Diagram:



G. Table A:

(** Series Output is Class 3, Parallel Output is Class 2)

PART NO.	PARALLEL CONNECTION		SERIES CONNECTION		SERIES CONNECTION WITH CT		OUTPUT
	AC VOLTS	RMS mAmps	AC VOLTS	RMS mAmps	AC VOLTS	RMS mAmps	
SB2812-1204	2.0	600	4.0	300	2.0-CT-2.0	300	2X2.0V
SB2812-1206	3.0	400	6.0	200	3.0-CT-3.0	200	2X3.0V
SB2812-1210	5.0	240	10.0	120	5.0-CT-5.0	120	2X5.0V
SB2812-1214	7.0	170	14.0	85	7.0-CT-7.0	85	2X7.0V
SB2812-1216	8.0	150	16.0	75	8.0-CT-8.0	75	2X8.0V
SB2812-1218	9.0	130	18.0	65	9.0-CT-9.0	65	2X9.0V
SB2812-1222	11.0	110	22.0	55	11.0-CT-11.0	55	2X11.0V
SB2812-1224**	12.0	100	24.0	50	12.0-CT-12.0	50	2X12.0V
SB2812-1226**	13.0	90	26.0	45	13.0-CT-13.0	45	2X13.0V
SB2812-1230**	15.0	80	30.0	40	15.0-CT-15.0	40	2X15.0V

PREPARED BY:
C. POPPE

ENGINEER:
MATHI PITCHAI

SAFETY ENGINEER
B.O.

APPROVED:
T.B.

DWG CONTROL NO. P-A1-13105
ACAD\MXFMR\A1131052.DWG

REV E
1.2VA PCB
SMALL POWER TRANSFORMER

TAMURA CORPORATION OF AMERICA
43352 BUSINESS PARK DRIVE, TEMECULA, CA. 92590-6624
(951) 699-1270 FAX 9516769482

SB2812-12XX

MODEL SPECIFICATION
DIM: mm[In] SCL: 1/1 SH: 2 OF 2

PROPRIETARY NOTICE: THIS DRAWING PRINT OR DOCUMENT AND SUBJECT MATTER DISCLOSED HEREIN ARE PROPRIETARY ITEMS TO WHICH TAMURA RETAINS THE EXCLUSIVE RIGHT OF DISSEMINATION, REPRODUCTION, MANUFACTURE AND SALE. THIS DRAWING, PRINT OR DOCUMENT IS SUBMITTED IN CONFIDENCE FOR CONSIDERATION BY THE RECIPIENT ALONE UNLESS PERMISSION FOR FURTHER DISCLOSURE IS EXPRESSLY GRANTED IN WRITING.