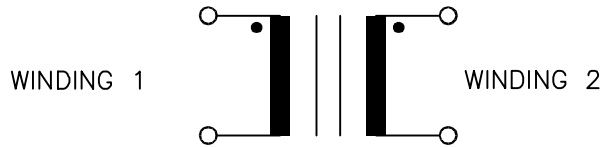


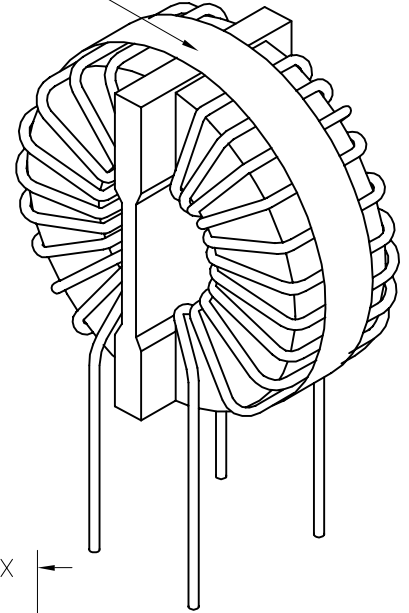
A. Electrical Specifications (@25°C)

1. Rated Voltage; 250 V AC 50/60 Hz
2. Rated Current; 2A AC
3. Common Mode Inductance (@ 1 KHz); 2 mH MIN
4. DC Resistance; (each winding) 0.15 Ω MAX
6. Insulation Resistance; 100 M Ω MIN at 500 VDC Winding to Winding, Winding to Core
7. HiPot test; AC 2.0 KV 1 minute Winding to Winding, Winding to Core

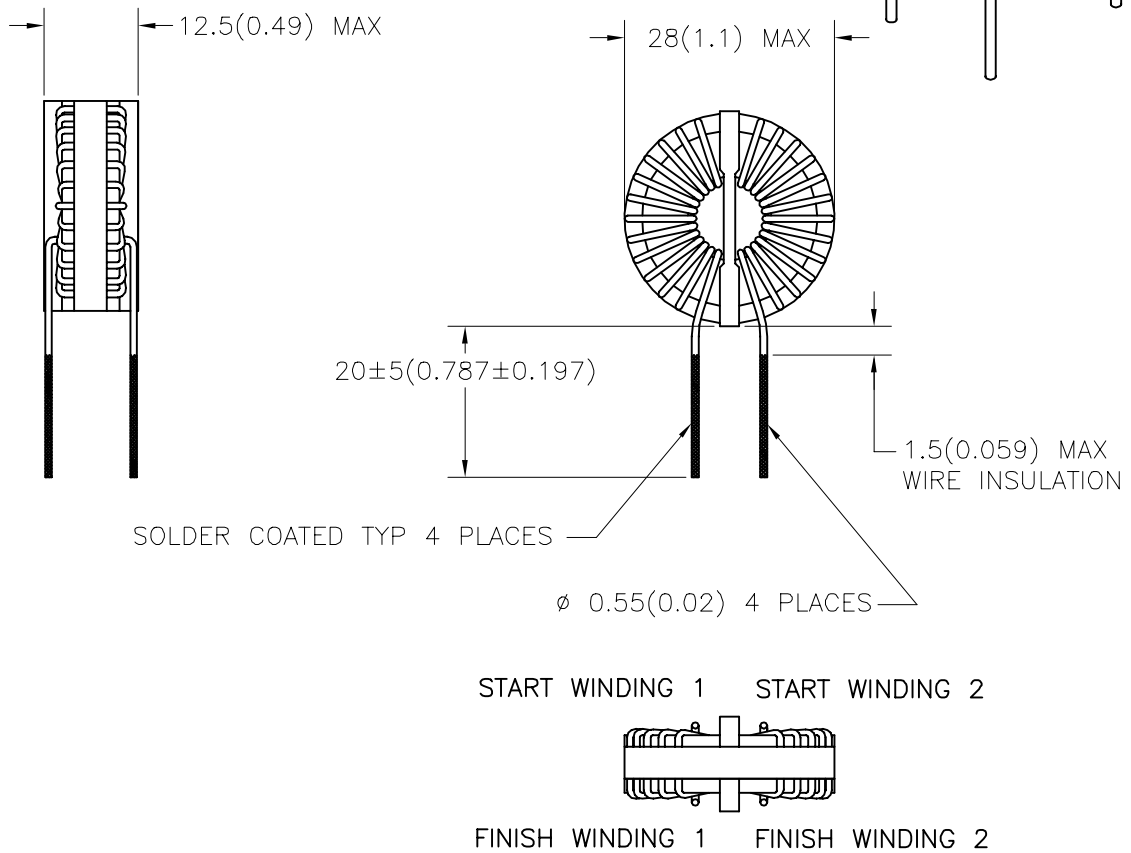
B. Schematic Diagram;



Country of origin



C. Mechanical Specifications;



PREPARED BY:

K. Brennan

ENGINEER:

T. Shiozawa

QUALITY CONTROL:

D. Kelley

APPROVED:

M. Ong

DWG CONTROL NO. P-A4-11620 ACAD\MISCX\A41116201.DWG	REV -
---	----------

COIL COMMON MODE

CMT-01202
MODEL SPECIFICATION

CONTENTS OF THIS DRAWING ARE SUBJECT TO CHANGE WITHOUT PRIOR NOTICE

TAMURA CORPORATION OF AMERICA
43352 BUSINESS PARK DRIVE, TEMECULA, CA. 92590-6624
(909) 699-1270 FAX 9096769482

DIM: mm(In)	SCL: 1/1	SH: 1 OF 1
-------------	----------	------------

PROPRIETARY NOTICE: THIS DRAWING PRINT OR DOCUMENT AND SUBJECT MATTER DISCLOSED HEREIN ARE PROPRIETARY ITEMS TO WHICH TAMURA RETAINS THE EXCLUSIVE RIGHT OF DISSEMINATION, REPRODUCTION, MANUFACTURE AND SALE. THIS DRAWING, PRINT OR DOCUMENT IS SUBMITTED IN CONFIDENCE FOR CONSIDERATION BY THE RECIPIENT ALONE UNLESS PERMISSION FOR FURTHER DISCLOSURE IS EXPRESSLY GRANTED IN WRITING.