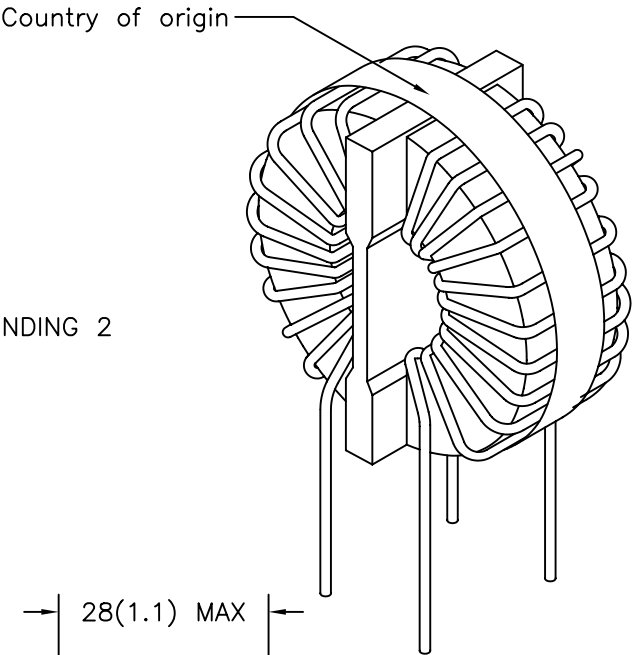
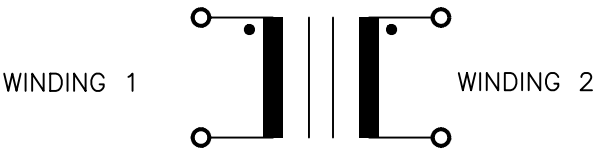


A. Electrical Specifications (@25°C)

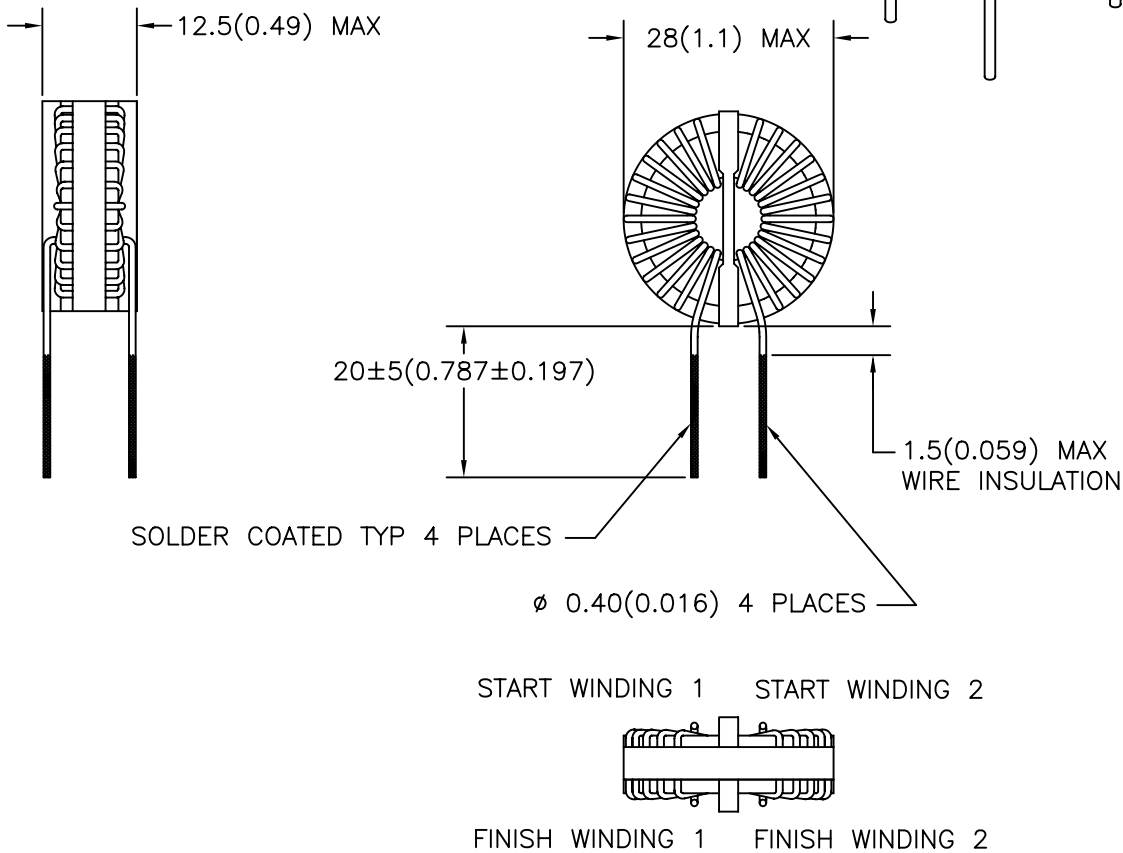
- 1. Rated Voltage; 250V AC 50/60Hz
- 2. Rated Current; 1A AC
- 3. Common Mode Inductance (@ 1 KHz); 2mH MIN
- 4. DC Resistance; (each winding) 0.25Ω MAX
- 6. Insulation Resistance; 100MΩ MIN at 500VDC Winding to Winding, Winding to Core
- 7. HiPot test; AC 2.0KV 1 minute Winding to Winding, Winding to Core

MODEL NUMBER
CMT-01102

B. Schematic Diagram;



C. Mechanical Specifications;



PREPARED BY:

D. Kelley

ENGINEER:

T. Shiozawa

QUALITY CONTROL:

D. Kelley

APPROVED:

D. Suzuki

DWG CONTROL NO. P-A4-11946
ACAD\MISCX\A41119461.DWG

REV -

COIL
COMMON MODE

TAMURA CORPORATION OF AMERICA
43352 BUSINESS PARK DRIVE, TEMECULA, CA. 92590-6624
(909) 699-1270 FAX 9096769482

CMT-01102

MODEL SPECIFICATION

DIM: mm(In) SCL: 1/1 SH: 1 OF 1

PROPRIETARY NOTICE: THIS DRAWING PRINT OR DOCUMENT AND SUBJECT MATTER DISCLOSED HEREIN ARE PROPRIETARY ITEMS TO WHICH TAMURA RETAINS THE EXCLUSIVE RIGHT OF DISSEMINATION, REPRODUCTION, MANUFACTURE AND SALE. THIS DRAWING, PRINT OR DOCUMENT IS SUBMITTED IN CONFIDENCE FOR CONSIDERATION BY THE RECIPIENT ALONE UNLESS PERMISSION FOR FURTHER DISCLOSURE IS EXPRESSLY GRANTED IN WRITING.