

## Multilayer Ferrite Beads



### MECHANICAL SPECIFICATIONS

**Solderability:** 90 % coverage after 5 second dip in 235 °C solder following 60 second preheat at 120 °C to 150 °C and type R flux dip

**Resistance To Solder Heat:** 10 seconds in 260 °C solder after preheat and flux per above

**Terminal Strength:** 1.0 kilograms (2.2 pounds) minimum for 30 seconds

**Beam Strength:** 2.0 kilograms (4.4 pounds) minimum

### FEATURES

- High reliability
- Surface mountable
- Magnetically self shielded
- Nickel barrier plating virtually eliminates silver migration
- 100 % lead (Pb)-free and RoHS compliant



**RoHS**  
COMPLIANT

### ENVIRONMENTAL SPECIFICATIONS

**Operating Temperature:** - 55 °C to + 125 °C

**Thermal Shock:** 300 cycles, - 40 °C to + 125 °C

**Biased Humidity:** 85 % RH at 85 °C, 1000 hours at full rated current

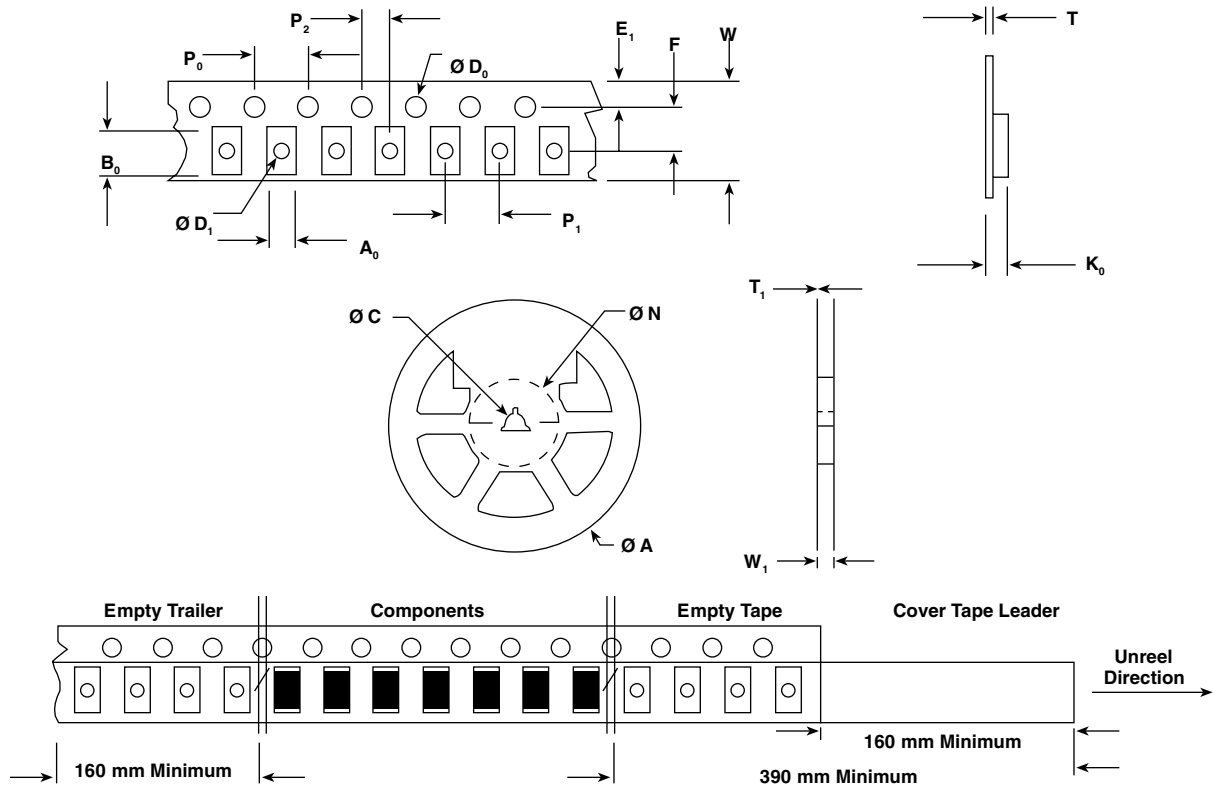
STANDARD ELECTRICAL SPECIFICATIONS				
IMPEDANCE (Ohms)	TOL.	FREQUENCY (MHz)	DCR MAX. (Ohms)	RATED DC CURRENT (mA)
19	± 25 %	100	0.05	500
26	± 25 %	100	0.05	500
31	± 25 %	100	0.05	500
50	± 25 %	100	0.10	600
60	± 25 %	100	0.10	600
70	± 25 %	100	0.10	600
80	± 25 %	100	0.20	400
90	± 25 %	100	0.20	400
100	± 25 %	100	0.20	400
120	± 25 %	100	0.20	400
150	± 25 %	100	0.20	300
200	± 25 %	100	0.20	300
300	± 25 %	100	0.30	300
500	± 25 %	100	0.30	200
600	± 25 %	100	0.30	200
800	± 25 %	100	0.30	200
1000	± 25 %	100	0.40	200
1200	± 25 %	100	0.40	100
1500	± 25 %	50	0.50	100
2000	± 25 %	30	0.50	100

DIMENSIONS in inches [millimeters]			
Dimensional Outline			
A	B	C	D
0.126 ± 0.008 [3.20 ± 0.2]	0.063 ± 0.008 [1.6 ± 0.2]	0.02 ± 0.012 [0.5 ± 0.3]	0.043 ± 0.008 [1.1 ± 0.2]
Suggested Pad Layout			
E	F	G	H
0.173 [4.4]	0.055 [1.4]	0.087 [2.2]	0.043 [1.1]

PACKAGING OPTIONS
<ul style="list-style-type: none"> <li>• Bulk: 1000 pieces per plastic bag</li> <li>• Tape and Reel: Paper carrier tape, 3000 pieces per reel</li> </ul>

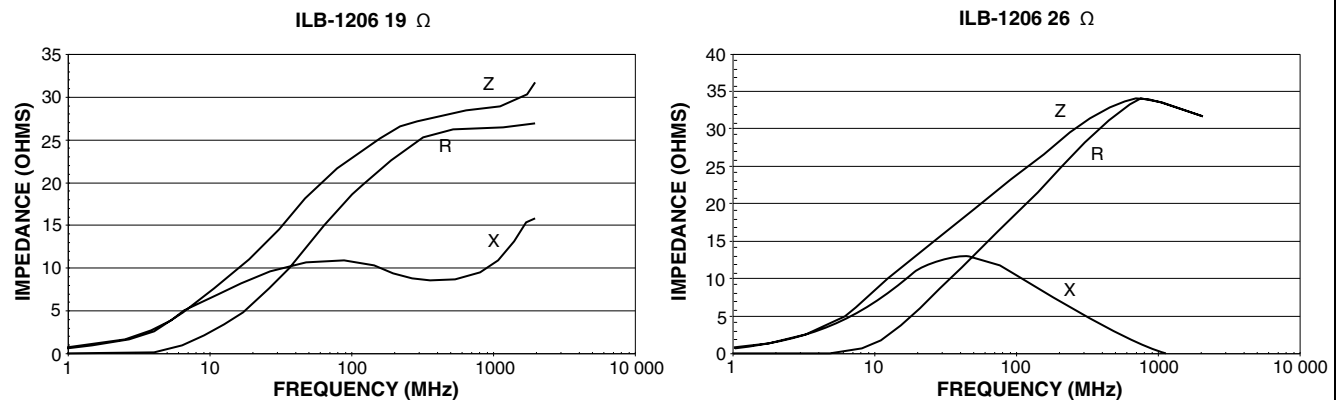
DESCRIPTION				
ILB-1206 MODEL	19 Ω IMPEDANCE VALUE	± 25 % IMPEDANCE TOLERANCE	ER PACKAGE CODE	e3 JEDEC LEAD (Pb)-FREE STANDARD
GLOBAL PART NUMBER				
I L B	1 2 0 6	E R	1 9 0	V
PRODUCT FAMILY	SIZE	PACKAGE CODE	IMPEDANCE VALUE	IMPEDANCE TOLERANCE

**TAPE AND REEL SPECIFICATIONS** in inches [millimeters]

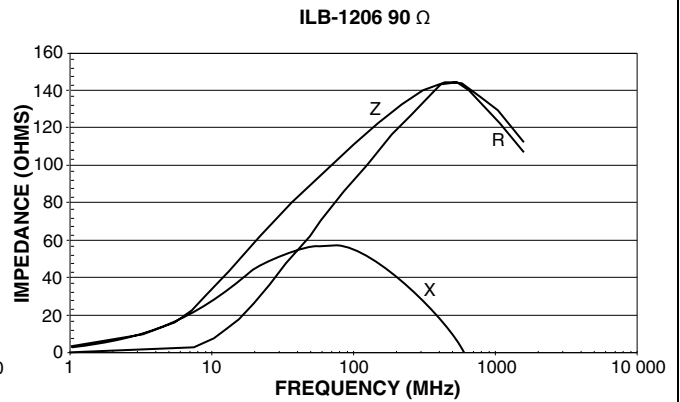
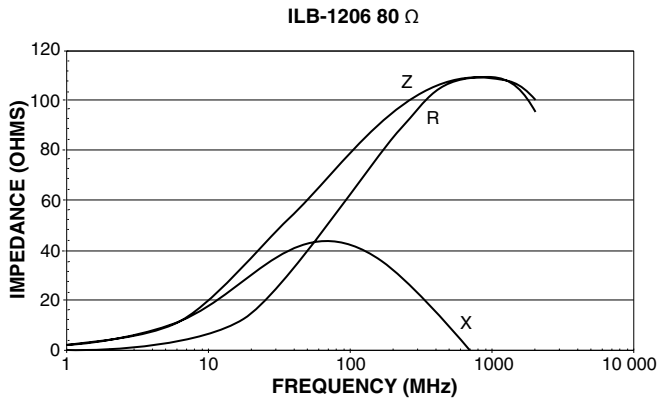
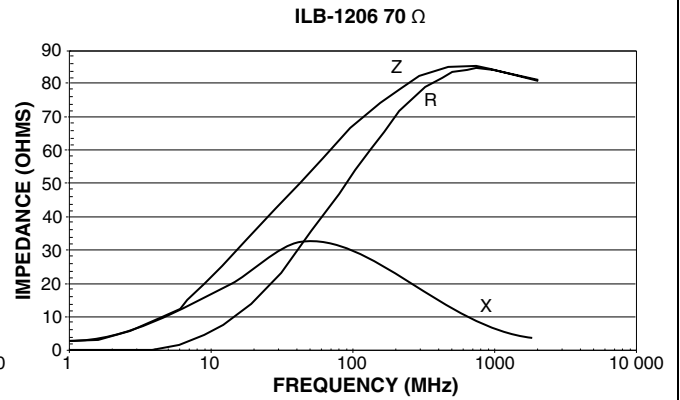
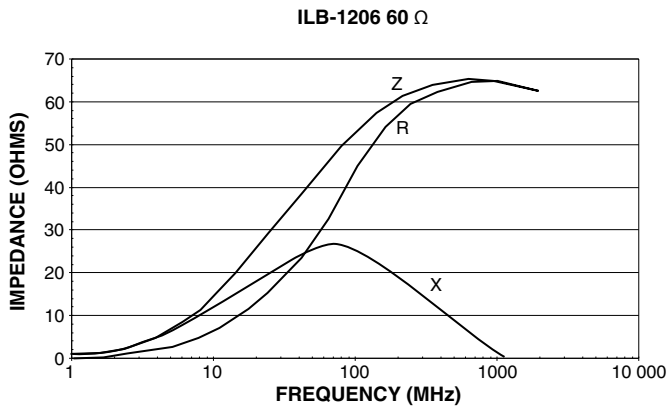
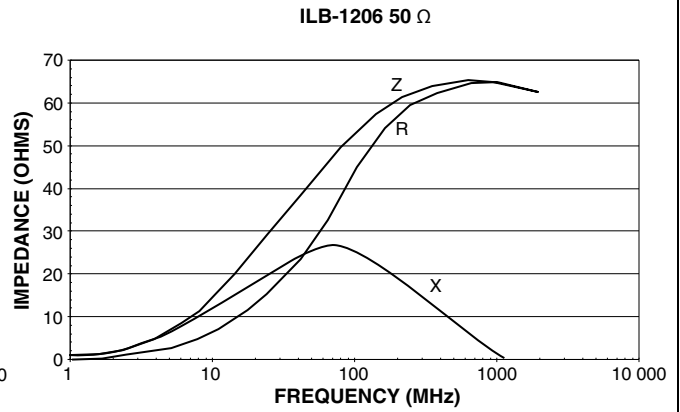
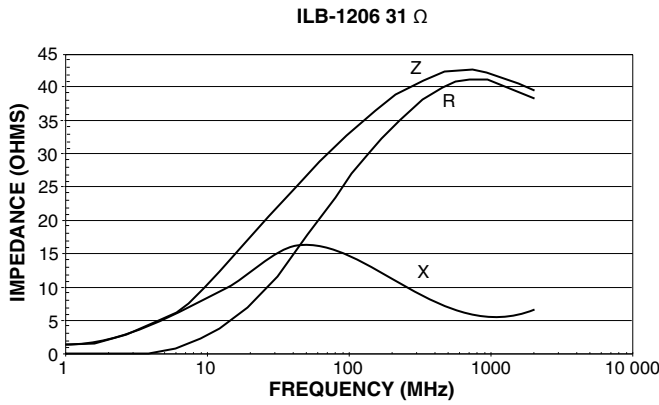


<b>A<sub>0</sub></b>	0.071 ± 0.008 [1.8 ± 0.2]	<b>P<sub>2</sub></b>	0.079 ± .002 [2.00 ± 0.05]
<b>B<sub>0</sub></b>	0.14 ± .006 [3.45 ± 0.15]	<b>W</b>	0.327 Max. [8.3 Max.]
<b>D<sub>0</sub></b>	0.059 + .005/- 0.000 [1.5 + 0.127]	<b>T</b>	0.009 ± .002 [0.2 ± 0.05]
<b>D<sub>1</sub></b>	0.039 Min. [1.0 Min.]	<b>A</b>	7.000 ± .079 [178 ± 2.0]
<b>E<sub>1</sub></b>	0.069 ± .004 [1.75 ± 0.1]	<b>N</b>	2.500 [63.5]
<b>F</b>	0.138 ± .002 [3.50 ± 0.05]	<b>C</b>	0.512 ± .020 [13.00 + 0.50]
<b>K<sub>0</sub></b>	0.049 ± .002 [1.24 ± 0.05]	<b>W<sub>1</sub></b>	0.315 + 0.059/- 0.00 [8.00 + 1.50]
<b>P<sub>0</sub></b>	0.157 ± .004 [4.00 ± 0.1]	<b>T<sub>1</sub></b>	0.079 ± .002 [2.00 ± 0.05]
<b>P<sub>1</sub></b>	0.157 ± .004 [4.00 ± 0.1]		

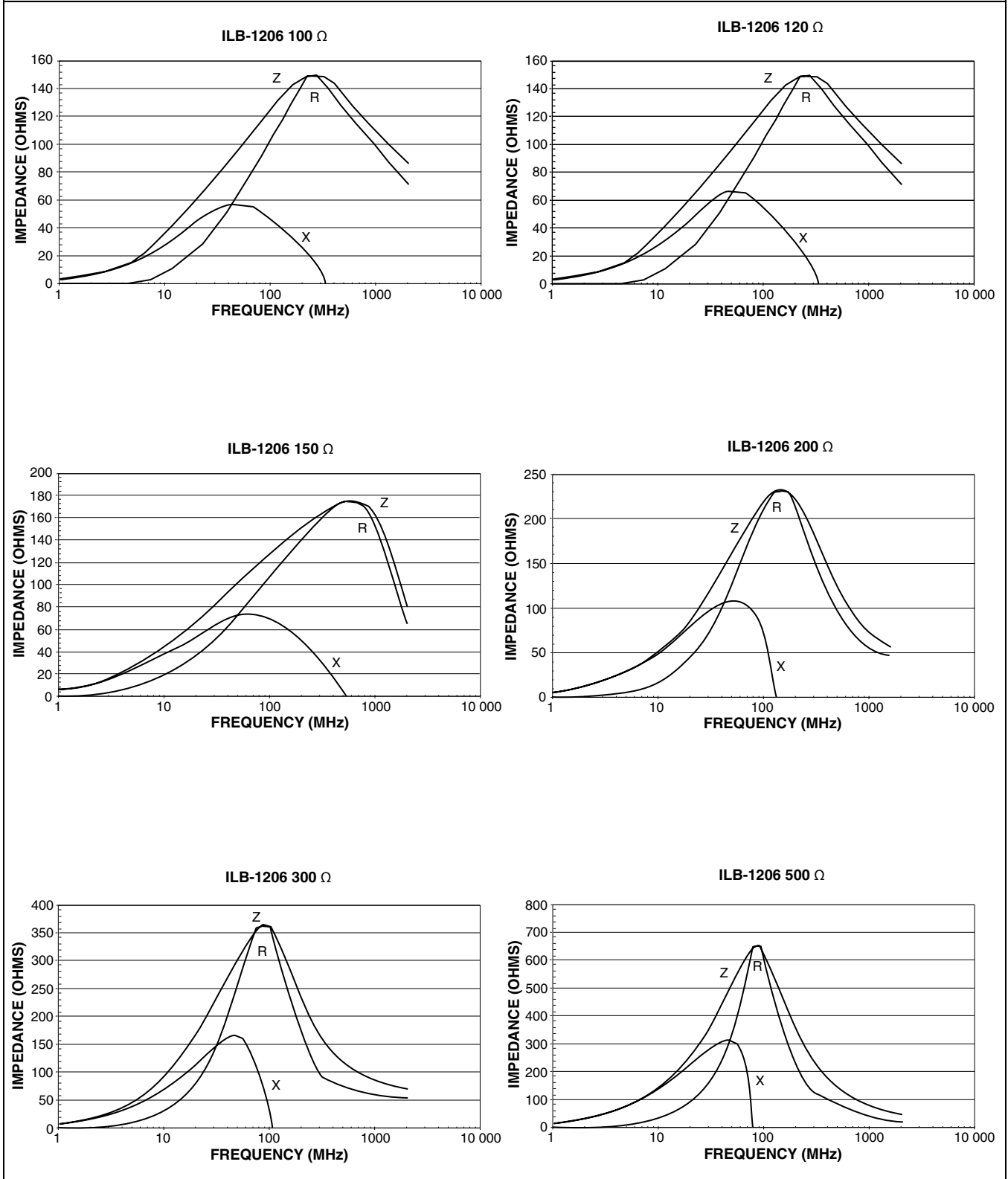
**TYPICAL CURVES - FREQUENCY CHARACTERISTICS OF Z, X AND R**



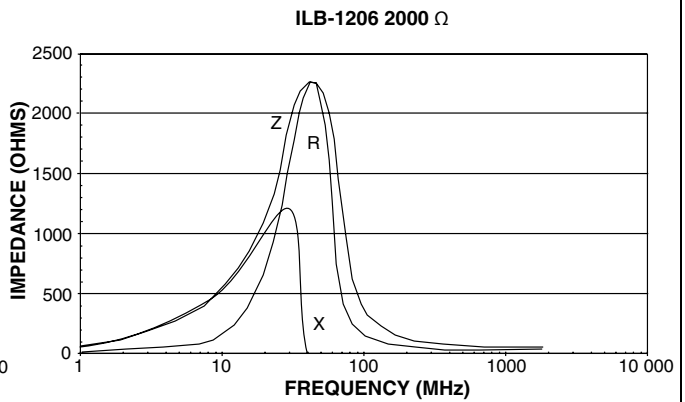
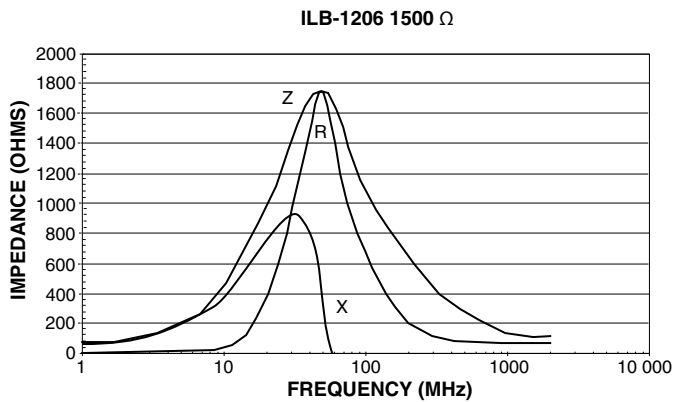
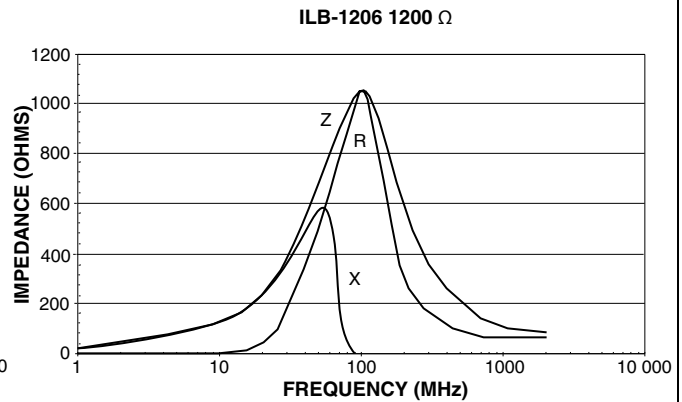
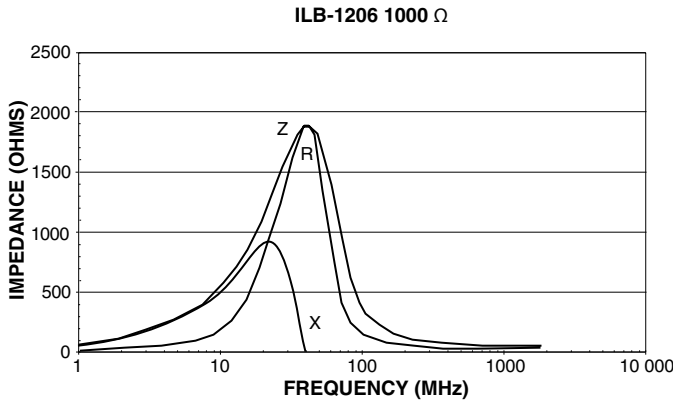
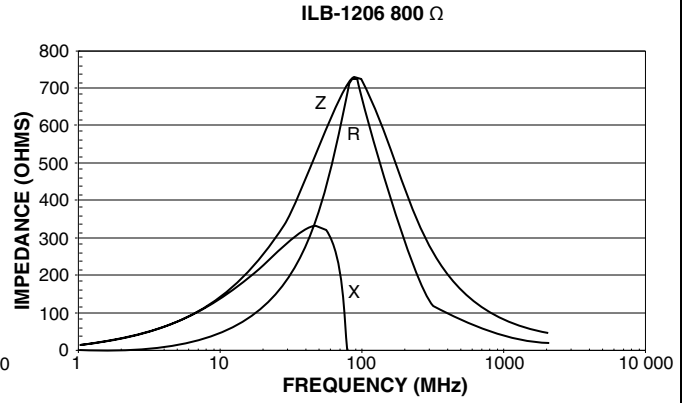
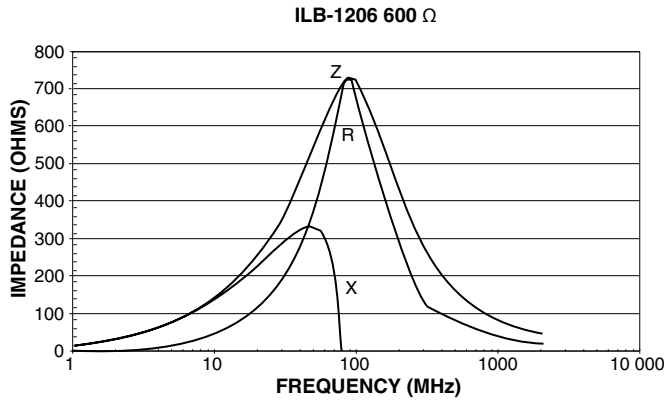
**TYPICAL CURVES - FREQUENCY CHARACTERISTICS OF Z, X AND R**



**TYPICAL CURVES - FREQUENCY CHARACTERISTICS OF Z, X AND R**



**TYPICAL CURVES - FREQUENCY CHARACTERISTICS OF Z, X AND R**





## Notice

Specifications of the products displayed herein are subject to change without notice. Vishay Intertechnology, Inc., or anyone on its behalf, assumes no responsibility or liability for any errors or inaccuracies.

Information contained herein is intended to provide a product description only. No license, express or implied, by estoppel or otherwise, to any intellectual property rights is granted by this document. Except as provided in Vishay's terms and conditions of sale for such products, Vishay assumes no liability whatsoever, and disclaims any express or implied warranty, relating to sale and/or use of Vishay products including liability or warranties relating to fitness for a particular purpose, merchantability, or infringement of any patent, copyright, or other intellectual property right.

The products shown herein are not designed for use in medical, life-saving, or life-sustaining applications. Customers using or selling these products for use in such applications do so at their own risk and agree to fully indemnify Vishay for any damages resulting from such improper use or sale.