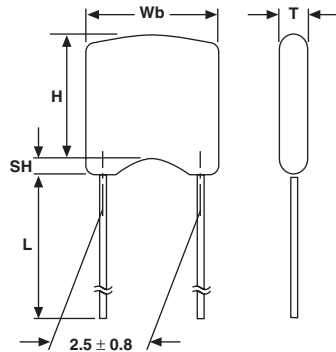


Dipped Radial Multilayer Ceramic K10 Capacitors

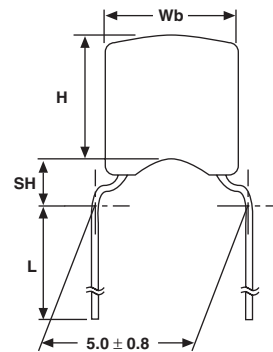


RoHS
COMPLIANT

DIMENSIONS

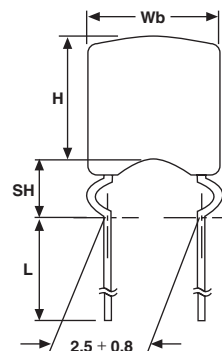


L2
Component outline for
Lead spacing 2.5 ± 0.8 mm
(straight leads)

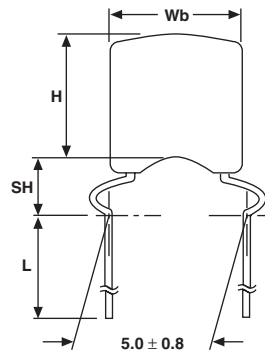


H5
Component outline for
Lead spacing 5.0 ± 0.8 mm
(flat bent leads)

L2 and H5 are preferred styles



K2
Component outline for
Lead spacing 2.5 ± 0.8 mm
(outside kink)



K5
Component outline for
Lead spacing 5.0 ± 0.8 mm
(outside kink)

CAPACITOR DIMENSIONS AND WEIGHT								
SIZE	Wb _{MAX}	H _{MAX}	T _{MAX}	MAX. SEATING HEIGHT (SH)				WEIGHT (g)
				L2	H5	K2	K5	
10	3.6 (0.14)	3.6 (0.14)	2.3 (0.09)	1.58 (0.062)	2.54 (0.100)	3.50 (0.140)	3.50 (0.140)	≈ 0.10

Note

1. Bulk packed types have a standard lead length L = 25.4 mm (1.0 inch) minimum
2. Dimensions between parentheses are in inches
3. Thickness is defined as T



QUICK REFERENCE DATA				
DESCRIPTION	VALUE			
Capacitance range	10 to 1000 pF		100 pF to 0.1 μF	
Rated DC voltage	50 V	100 V	50 V	100 V
Tolerance on capacitance	± 5 % / ± 10 %		± 10 % / ± 20 %	
Dielectric Code	C0G (NP0)		X7R	
			Y5V	

ORDERING INFORMATION									
K	103	K	10	X7R	F	5	3	H	5
PRODUCT TYPE	CAPACITANCE CODE	CAPACITANCE TOLERANCE	SIZE CODE	TEMP. CHAR.	RATED VOLTAGE	LEAD DIAMETER	LEAD LENGTH/PACKAGING	LEAD STYLE	LEAD SPACING
K = Mono-Kap	Two significant digits followed by the number of zeros. example: 103 = 10000 pF	J = ± 5 % K = ± 10 % M = ± 20 % Z = + 80 / - 20 %	Ref. mechanical spec.	C0G X7R Y5V	F = 50 V _{DC} H = 100 V _{DC}	5 = 0.5 mm (0.020")	3 = bulk, with lead length of 30 ± 5.0 (1.25") T = Tape and Reel U = Ammo pack	L = Straight Lead H = High Seated assy	2 = 2.5 (0.100") 5 = 5.0 (0.200")



CAPACITANCE RANGE CHART COG (NPO) DIELECTRIC

SIZE		10	
RATED VOLTAGE		50	100
VALUE	CODE		
10 pF	100		
12 pF	120		
15 pF	150		
18 pF	180		
22 pF	220		
27 pF	270		
33 pF	330		
39 pF	390		
47 pF	470		
56 pF	560		
68 pF	680		
82 pF	820		
100 pF	101		
120 pF	121		
150 pF	151		
180 pF	181		
220 pF	221		
270 pF	271		
330 pF	331		
390 pF	391		
470 pF	471		
560 pF	561		
680 pF	681		
820 pF	821		
1000 pF	102		
1200 pF	122		
1500 pF	152		
1800 pF	182		
2200 pF	222		
2700 pF	272		
3300 pF	332		
3900 pF	392		
4700 pF	472		
5600 pF	562		
6800 pF	682		
8200 pF	822		
0.01 μF	103		

Y5V DIELECTRIC

SIZE		10	
RATED VOLTAGE		50	
VALUE	CODE		
0.01 μF	103		
0.015 μF	153		
0.022 μF	223		
0.033 μF	333		
0.047 μF	473		
0.068 μF	683		
0.10 μF	104		
0.15 μF	154		
0.22 μF	224		
0.33 μF	334		
0.47 μF	474		
0.68 μF	684		
1.0 μF	105		

X7R DIELECTRIC

SIZE		10	
RATED VOLTAGE		50	100
VALUE	CODE		
100 pF	101		
120 pF	121		
150 pF	151		
180 pF	181		
220 pF	221		
270 pF	271		
330 pF	331		
390 pF	391		
470 pF	471		
560 pF	561		
680 pF	681		
820 pF	821		
1000 pF	102		
1200 pF	122		
1500 pF	152		
1800 pF	182		
2200 pF	222		
2700 pF	272		
3300 pF	332		
3900 pF	392		
4700 pF	472		
5600 pF	562		
6800 pF	682		
8200 pF	822		
0.01 μF	103		
0.012 μF	123		
0.015 μF	153		
0.018 μF	183		
0.022 μF	223		
0.027 μF	273		
0.033 μF	333		
0.039 μF	393		
0.047 μF	473		
0.056 μF	563		
0.068 μF	683		
0.082 μF	823		
0.10 μF	104		
0.15 μF	154		
0.22 μF	224		
0.33 μF	334		
0.47 μF	474		
0.68 μF	684		
1.0 μF	105		