

RELAYS AND CONTACTORS

A.C. Power Relays-Type 129

Type 129
Screw Terminal



Type 129
1/4" Quick Connect Terminal



Type 129AR
Leads



Sec.	STANCOR PART NUMBER	Pole Form	Type	Coil Voltage	Power Rating		DIMENSIONS-INCHES			Weight (oz.)	Agency * Certification
					Inductive	Resistive	L	Case W	H		
A	129-902	SPNO	Screws	24	18 Amp. Continuous 1 H.P. - 125V. 2 H.P. - 250V. Single Phase	18 Amp. Continuous	2.44	1.91	1.95	6.5	UL/CSA
	129-903	SPNO	Screws	120			2.44	1.91	1.95	6.5	UL/CSA
	129-904	SPNO	Screws	208/230			2.44	1.91	1.95	6.5	UL/CSA
B	129-911	SPNO	1/4" QC	24	18 Amp. Continuous 1 H.P. - 125V. 2 H.P. - 250V. Single Phase	18 Amp. Continuous	2.44	1.91	1.95	6.5	UL/CSA
	129-912	SPNO	1/4" QC	120			2.44	1.91	1.95	6.5	UL/CSA
C	129AR-902	SPNO	Leads	120	18 Amp. Continuous 1 H.P. - 120V. 1.5 H.P. - 250V.	18 Amp. Continuous	3.10	2.60	2.80	12.5	UL/CSA

— Totally Enclosed

— Double-Break Contacts

For schematic diagrams and outline drawings refer to page 65.

* Agency Certification Note: U.L. Recognized (File E12139)
CSA Certified (File LR13360)

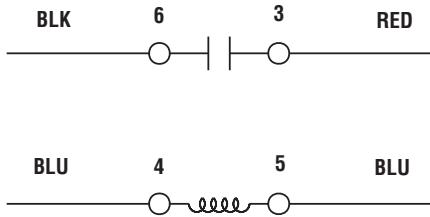


Engineering Design Data

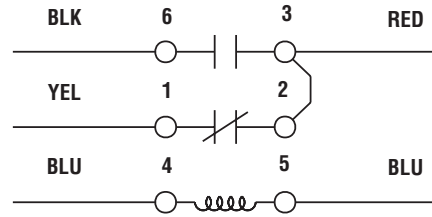
A.C. Type	Magnet Coil Rating (Volt Amperes)			Operation in % Nom. Coil Voltage Rating		Breakdown Voltages All Terminals - 60 Hz RMS			Contact Material		Electrical Life		Mechanical Life		Max. Oper. Amb. °F
	Inrush	Sealed Nom.	Max.	Pick-up	Max. Safe Operate	Opposite Polarity	Open Contacts Same Polarity	To Ground	Power	Pilot	Oper. At Rated Load	Oper. Per Min.	Oper. At No Load	Oper. Per Min.	
129	10	4.5	5	85%	110%	1500	1000	1500	Silver Alloy	-	100,000†	6	500,000	60	130
129AR	10	4.5	5	85%	110%	1500	1000	1500	Silver Alloy	-	100,000†	3	500,000	60	130

† Load tests – making inrush ratings (0.4 to 0.5 P.F.) – breaking 125% continuous rating (0.65 to 0.8 P.F.)

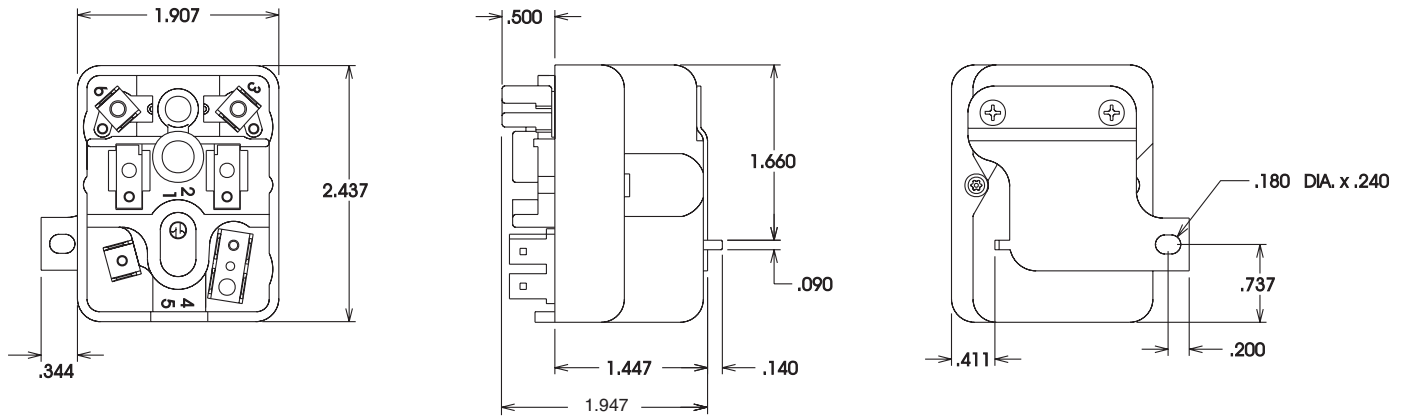
**Schematic
129 SPNO**



**Schematic
129 SPDT**



Type 129



Type 129AR

