

# DATA SHEET

WIRELESS COMPONENTS

Band Pass Filter

BPF1608LM02R2400A

2.4-2.5 GHz

1608 Series



FEATURES

- Compact size design
- RoHS compliant

APPLICATIONS

- WLAN, 802.11a/b/g/n
- Bluetooth
- ISM Band

ORDERING INFORMATION

All part numbers are identified by the series, packing type, material, size, antenna type, working frequency and packing quantity.

**PART NUMBER**

**BPF 1608 LM 02 R 2400A**  
 (1) (2) (3) (4) (5) (6)

---

**(1) PRODUCT**

BPF = Band Pass Filter

---

**(2) SIZE**

1608 = 1.6 × 0.8

---

**(3) MATERIALS**

Material Code LM

---

**(4) TYPE**

02 = Type 02

---

**(5) PACKING STYLE**

R = Tape and Reel

---

**(6) WORKING FREQUENCY**

2400 = 2.4GHz

---

**PHYCOMP CTC**

CFL4111515022454K

---

**I2NC**

411151502245

---

**SPECIFICATION**

Table 1

DESCRIPTION	VALUE
Pass Band	2400-2500 MHz
Impedance	50 Ohm
Insertion Loss	1.7 dB (Max) at 25°C
	2.0 dB (Max) at -40~85 °C
VSWR	2.0 (Max)
Ripple	0.50dB
	30dB Min@ 880~960 MHz
	20dB Min@ 1710~1990 MHz
	8.5dB Min@ 2170 MHz
	20dB Min@ 4800~5000 MHz
Attenuation	25dB Min@ 7200~7500 MHz
Operating Temperature	-40 ~ +85 °C

**DIMENSIONS**

Table 2 Machinical Dimension

	DIMENSION
L (mm)	1.60 ±0.15
W (mm)	0.80 ±0.15
T (mm)	0.60 ±0.10
P (mm)	0.40 ±0.15
C (mm)	0.55 ±0.15
G (mm)	0.40 ±0.15
E (mm)	0.15 ±0.10
F (mm)	0.15 ±0.10

**OUTLINES**

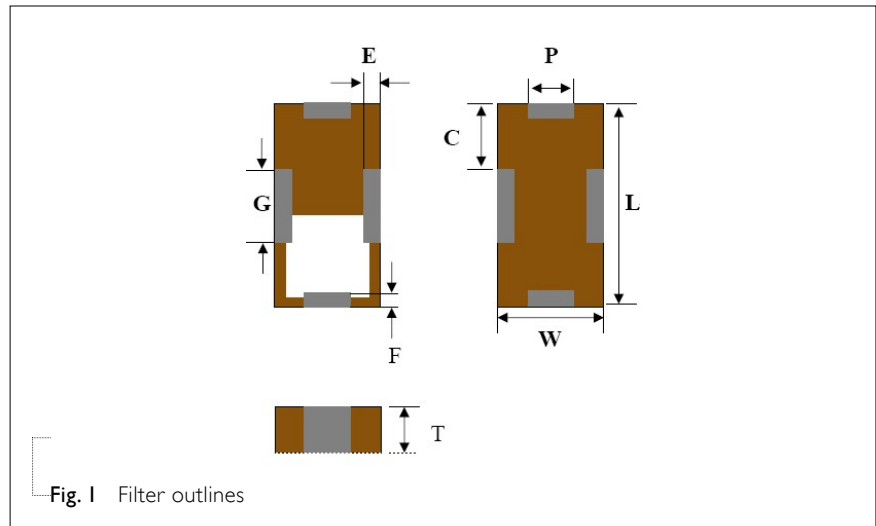
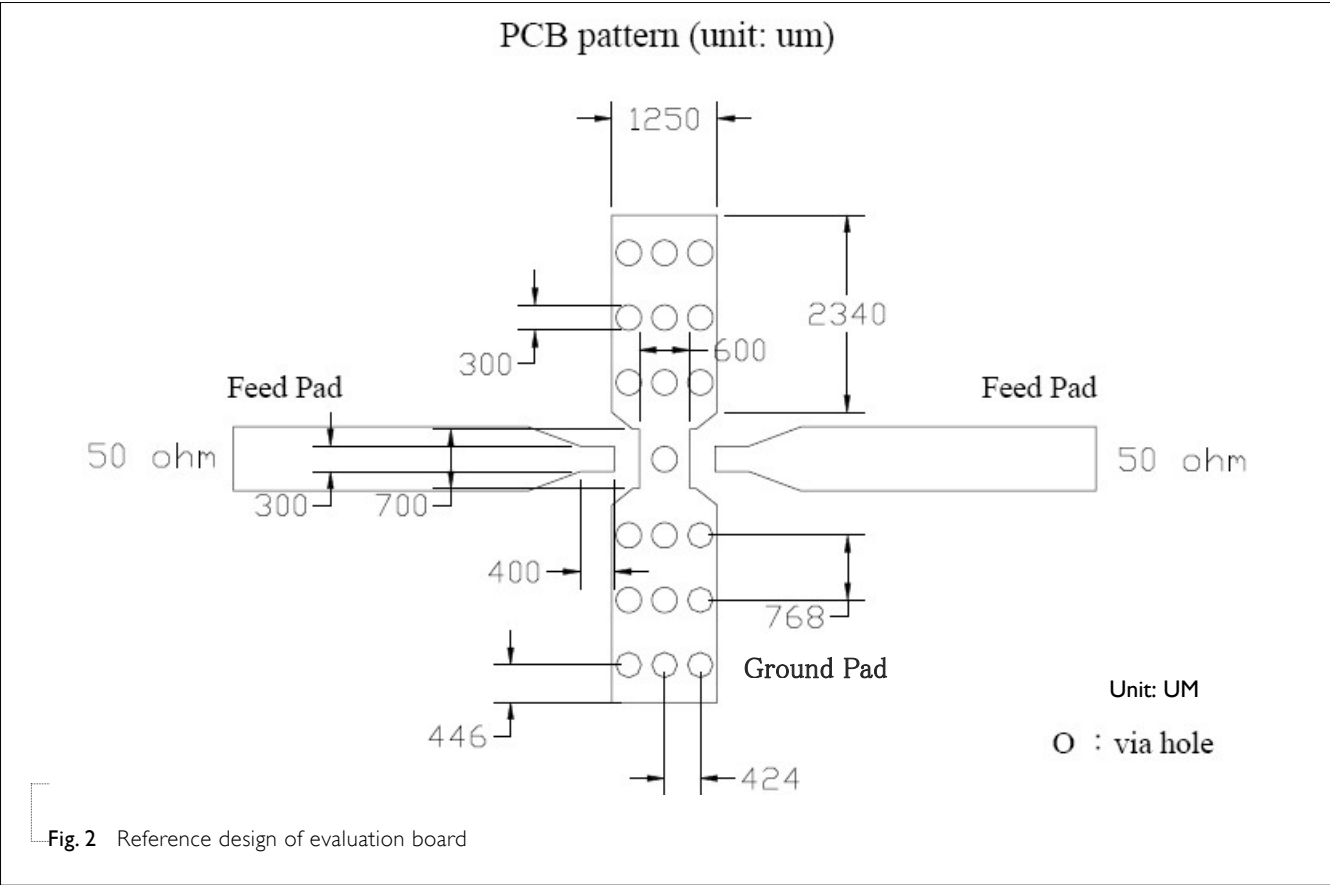


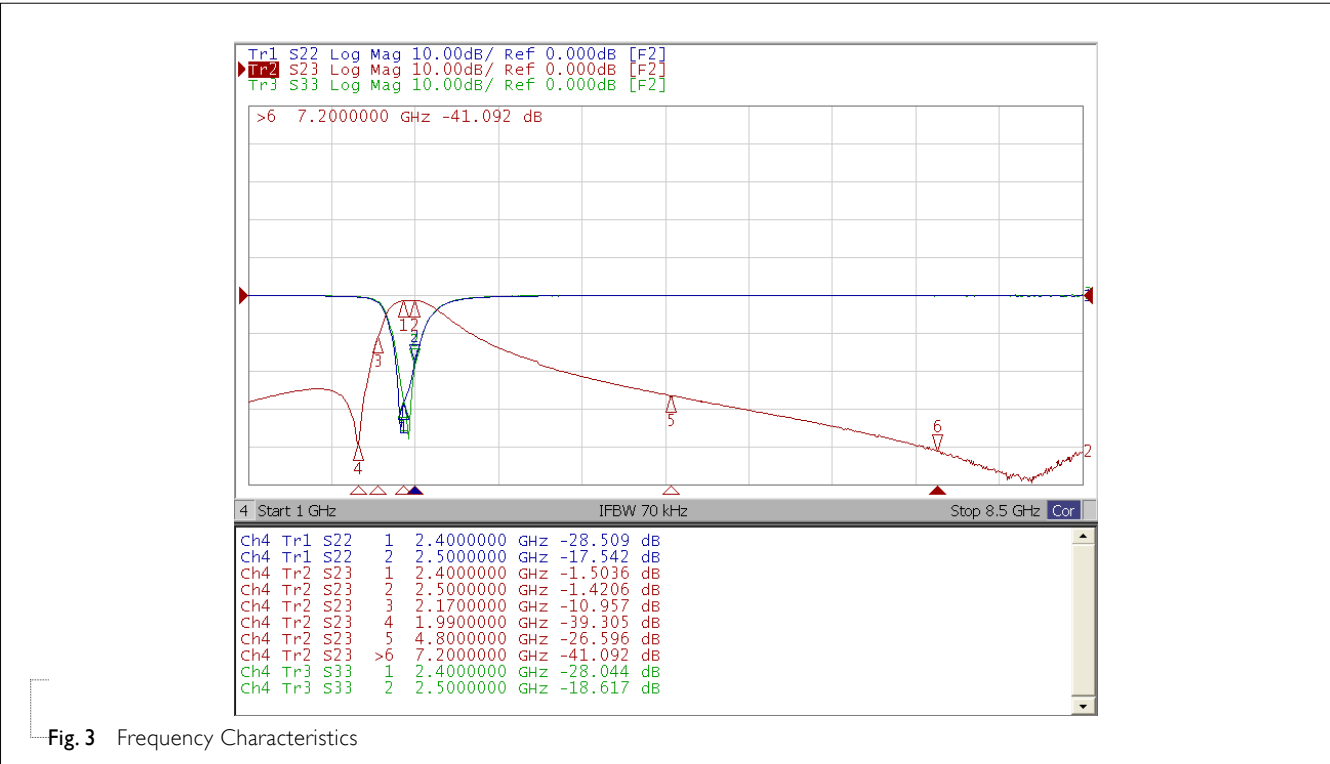
Fig. 1 Filter outlines

Table 3 Termination configuration

TERMINAL NAME	FUNCTION
P	I/O Terminal
G	Ground Terminal



**ELECTRICAL PERFORMANCES**



REVISION HISTORY

REVISION	DATE	CHANGE NOTIFICATION	DESCRIPTION
Version 0	Jan. 30, 2013	-	- New data sheet for Band Pass Filter, 2.45 GHz application, I608 series