

# DATA SHEET

## WIRELESS COMPONENTS

Diplexer  
DPX2012LL85R2455A

2.4 AND 5 GHZ  
2012 Series



FEATURES

- Compact size design
- RoHS compliant

APPLICATIONS

- WLAN, 802.11a/b/g/n
- ISM Band

ORDERING INFORMATION

All part numbers are identified by the series, packing type, material, size, antenna type, working frequency and packing quantity.

**PART NUMBER**

**DPX 2012 LL 85 R 2455A**  
 (1) (2) (3) (4) (5) (6)

---

**(1) PRODUCT**

DPX = Diplexer

---

**(2) SIZE**

2012 = 2.0 × 1.2 mm

---

**(3) MATERIALS**

Material Code LL

---

**(4) TYPE**

85 = Type 85

---

**(5) PACKING STYLE**

R = Tape and Reel

---

**(6) WORKING FREQUENCY**

2455 = 2.4/5GHz

---

**PHYCOMP CTC**

CFL4111714852524K

---

**I2NC**

411171485252

---

**SPECIFICATION**

Table 1

DESCRIPTION	VALUE	
Pass Band	2400-2500 MHz	4900~5950 MHz
Insertion Loss	0.7dB(Max)	0.9dB(Max)
V.S.W.R	2.0(Max)	2.0(Max)
Attenuation	20dB min.@4900~5900MHz	20dB min.@2400~2500MHz
Operating Temperature	-40~85°C	

**DIMENSIONS**

Table 2 Machinical Dimension

	DIMENSION
L (mm)	2.00 ±0.10
W (mm)	1.25 ±0.10
T (mm)	0.85 ±0.10
P1 (mm)	0.30 ±0.15
P2 (mm)	0.30 ±0.15
P3 (mm)	0.30 ±0.15
P4 (mm)	0.30 ±0.15
P5 (mm)	0.30 ±0.15
P6 (mm)	0.30 ±0.15
P7 (mm)	0.30 ±0.15
P8 (mm)	0.30 ±0.15
D1 (mm)	0.20 ±0.10
D2 (mm)	0.65 ±0.15
D3 (mm)	0.35 ±0.15
D4 (mm)	0.30 ±0.15

**OUTLINES**

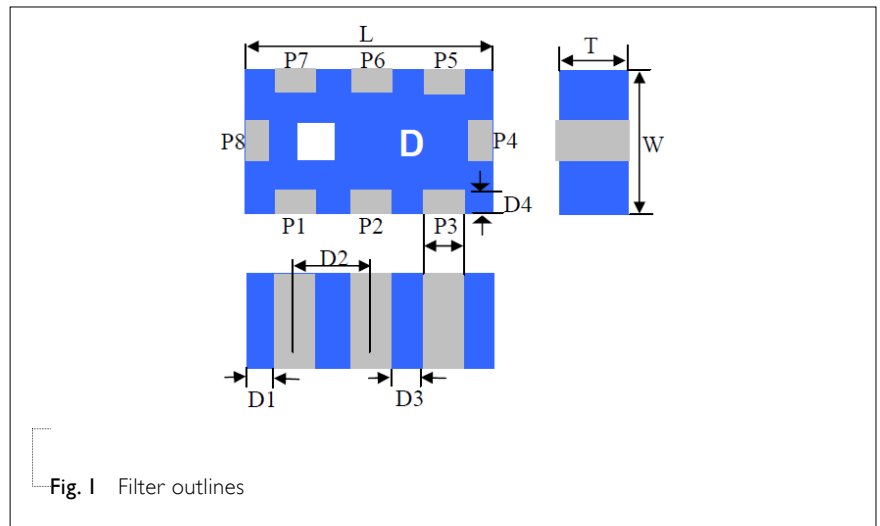


Table 3 Termination configuration

TERMINAL NAME	FUNCTION
P1	Ground Terminal
P2	Common Port
P3	Ground Terminal
P4	High Band Port
P5	Ground Terminal
P6	Ground Terminal
P7	Ground Terminal
P8	Low Band Port

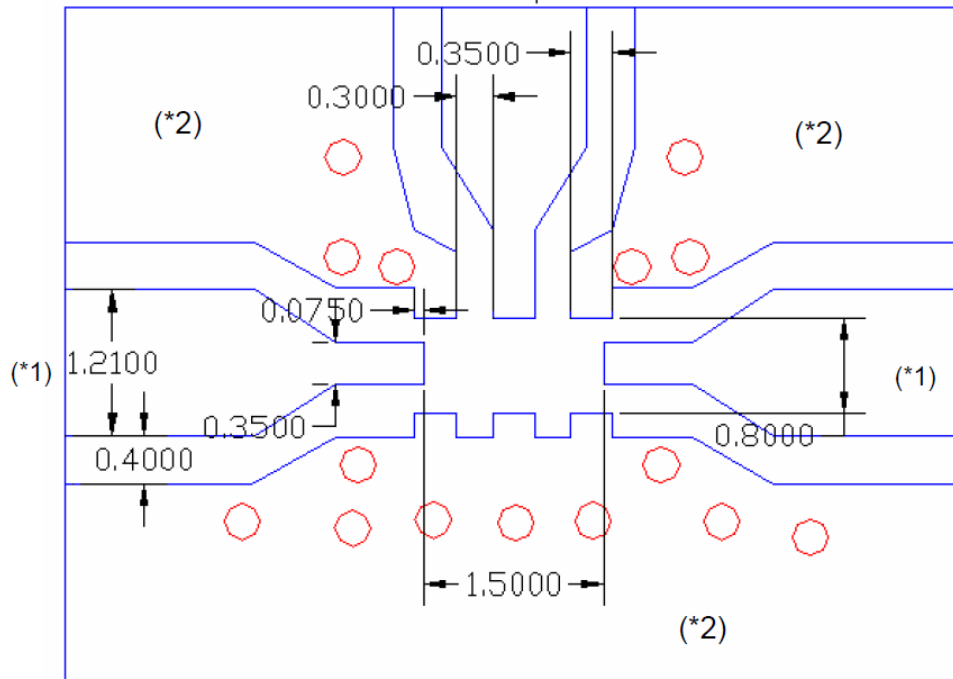


Fig. 2 Reference design of evaluation board

**ELECTRICAL PERFORMANCES**

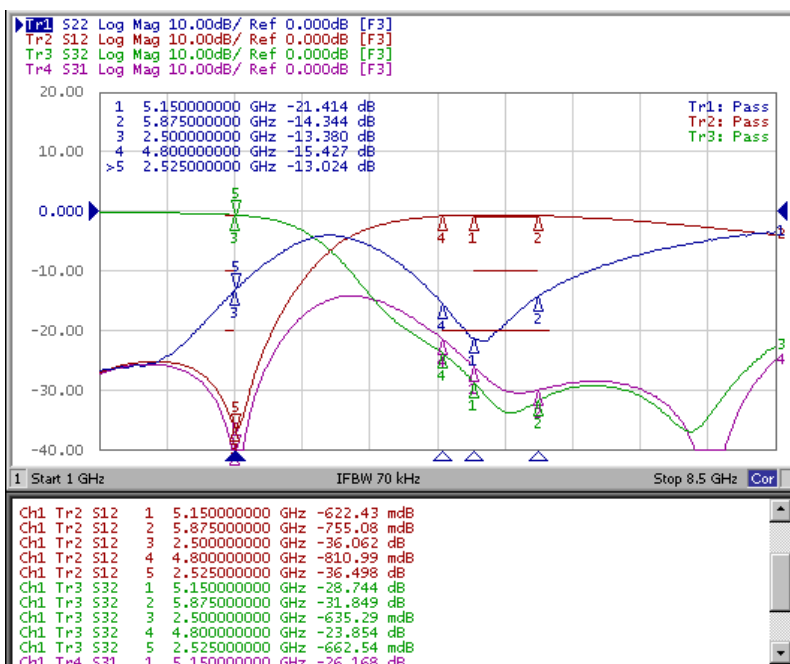


Fig. 3 Frequency Characteristics

- Measured on Agilent E5071b Network Analyzer
- Common port: Port 2 (Return loss S22)
- Low band port: Port 3 (Low band insertion loss S32, and attenuation at high band)
- High band port: Port 1 (High band insertion loss S12, and attenuation at low band)

REVISION HISTORY

REVISION	DATE	CHANGE NOTIFICATION	DESCRIPTION
Version 0	Feb. 18, 2013	-	- New data sheet for Diplexer, 2.45/5 GHz application, 2012 series