

DATA SHEET

WIRELESS COMPONENTS

Band Pass Filter
BPF2012LL05R5000A

5 GHz
2012 Series



FEATURES

- Compact size design
- RoHS compliant

APPLICATIONS

- WLAN, 802.11a/b/g/n
- ISM Band

ORDERING INFORMATION

All part numbers are identified by the series, packing type, material, size, antenna type, working frequency and packing quantity.

PART NUMBER

BPF 2012 LL 05 R 5000A
 (1) (2) (3) (4) (5) (6)

(1) PRODUCT

BPF = Band Pass Filter

(2) SIZE

2012 = 2.0 × 1.2

(3) MATERIALS

Material Code LL

(4) TYPE

05 = Type 05

(5) PACKING STYLE

R = Tape and Reel

(6) WORKING FREQUENCY

5000 = 5 GHz

PHYCOMP CTC

CFL4111714055004K

I2NC

411171405500

SPECIFICATION

Table 1

DESCRIPTION	VALUE
Pass Band	5150 ~ 5850 MHz
Impedance	50Ω
Insertion Loss	1.8 dB (Max.) at 25°C 2.1 dB (Max.) at -40~85°C
VSWR	2.0 (Max)
Ripple	0.50dB
Attenuation	30dB Min@ 2400~2500 MHz 20dB Min@ 4700 MHz
Operating Temperature	-40 ~ 85°C

DIMENSIONS

Table 2 Machinical Dimension

	DIMENSION
L (mm)	2.00 ±0.20
W (mm)	1.25 ±0.20
T (mm)	0.80 ±0.20
a (mm)	0.40 ±0.20
b (mm)	0.30 ±0.20
c (mm)	0.30 ±0.20

OUTLINES

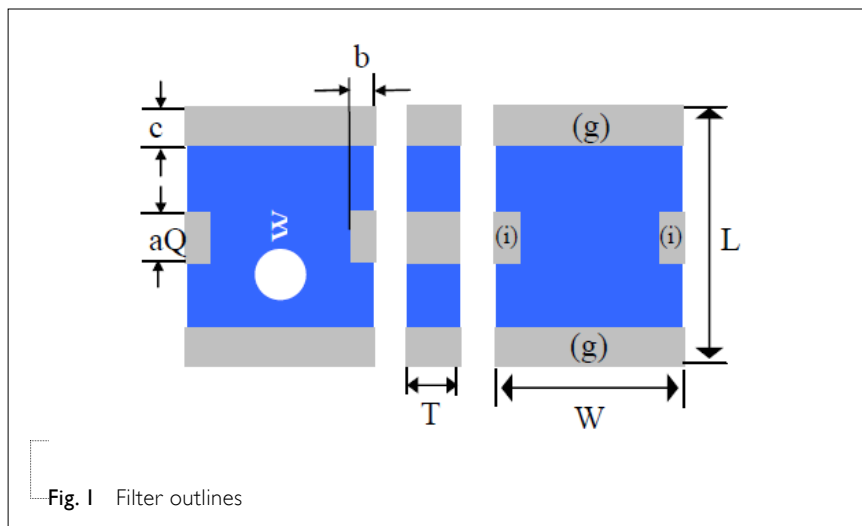


Table 3 Termination configuration

TERMINAL NAME	FUNCTION
(i)	I/O Terminal
(g)	Ground Terminal

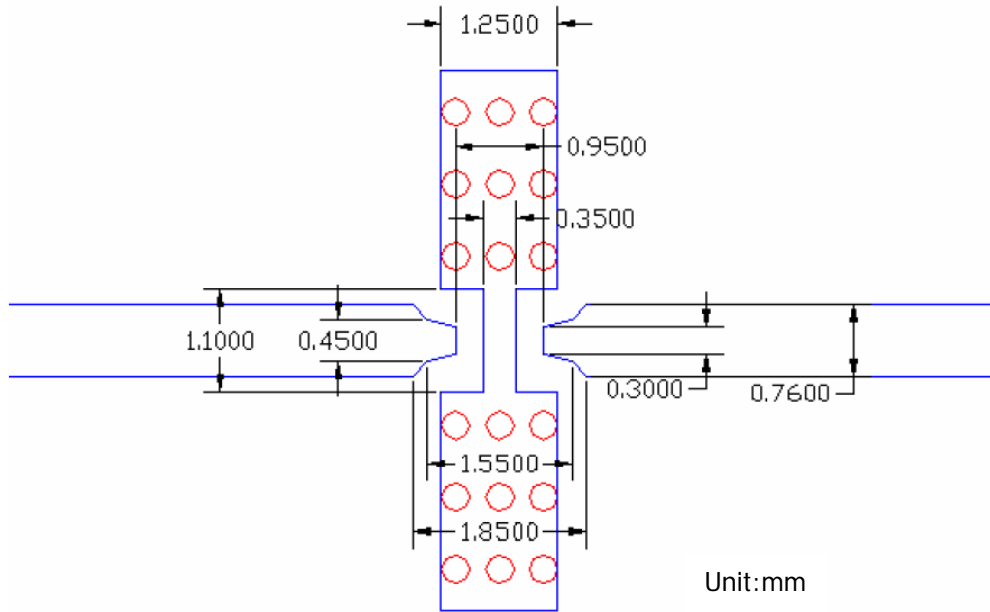


Fig. 2 Reference design of evaluation board

ELECTRICAL PERFORMANCES

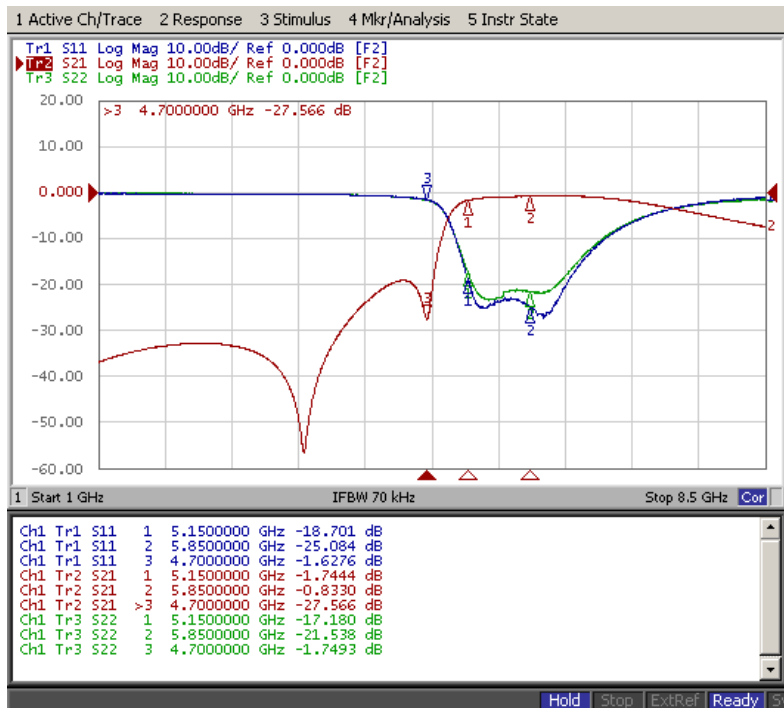


Fig. 3 Frequency Characteristics

REVISION HISTORY

REVISION	DATE	CHANGE NOTIFICATION	DESCRIPTION
Version 0	Feb. 18, 2013	-	- New data sheet for Band Pass Filter, 2.45 GHz application, 2012 series