



Catalog

Industrial Plugs & Sockets

The complete range

Contents

| | Type | Page |
|--|--------------|------|
| Introduction..... | | 4 |
| IEC 60309-2 (clock) | | 5 |
| Product overview | | |
| Critical & Safe..... | | 6 |
| Tough & Safe | | 7 |
| Easy & Safe | | 8 |
| Plugs | | |
| Splashproof..... | P | 10 |
| Watertight..... | P.W | 11 |
| Connectors | | |
| Splashproof..... | C | 13 |
| Watertight..... | C.W | 14 |
| Switched interlocked socket outlets | | |
| Heavy duty | MVS..WH | 16 |
| Metal enclosed..... | MM | 19 |
| Horizontal | MHS | 21 |
| Vertical..... | MVS | 24 |
| With protection | MPM, MPR, MP | 26 |
| Surface socket outlets | | |
| Plastic enclosed..... | RS | 30 |
| For looping | RL | 33 |
| With protection | RPM, RPR, RP | 35 |
| For wall socket box..... | CUED | 39 |
| Surface inlets | | |
| | BS | 40 |
| Panel mounted socket outlets | | |
| Outlets minimized straight flange | R | 44 |
| Outlets unified straight flange..... | RU | 45 |
| Outlets minimized angled flange..... | RAM | 47 |
| Outlets unified angled flange | RAU | 48 |
| Panel mounted socket inlets | | |
| Inlets straight flange | B, BU | 51 |
| Inlets angled flange..... | BAU | 53 |
| Modular combi outlet boxes | | |
| Plastic..... | MP, MPR | 55 |
| Metal..... | M | 60 |
| Additional products & Accessories | | |
| Adaptors..... | | 63 |
| Phase sequence products..... | | 64 |
| Emergency power inlet..... | | 65 |
| Building site connection unit..... | | 66 |
| Accessories..... | | 67 |
| Spare parts..... | | 69 |
| Extra low voltage | | |
| Plugs..... | CPT | 71 |
| Connectors..... | CST | 71 |
| Sockets-outlets for panel mounting..... | CUIT, CUIST | 72 |
| Socket-outlets for surface mounting..... | CUGT | 73 |
| Inlets for surface mounting | CIGT | 73 |
| Technical data | | |
| | | 74 |
| Dimensions | | |
| | | 75 |
| Explanation of type codes | | |
| | | 87 |
| Material specifications | | |
| | | 88 |
| Index | | |
| Order code - Type..... | | 89 |
| Type - Order code..... | | 100 |

Industrial Plugs & Sockets

A perfect choice

The ABB Industrial Plugs and Sockets are a part of the comprehensive ABB program of high quality low voltages products for industries, buildings and OEM's.

ABB Cewe-Control has manufactured Industrial Plugs and Sockets for over 60 years in the factory located in Nyköping, Sweden. Long experience of developing and manufacturing plugs and sockets within ABB has resulted in a wide product range of high quality and a robust ergonomic design. Covering products up to 125 A and 690 V, all tested and approved for IEC standards.

The design and material used have continuously been improved to meet the customer's requirements, and to take the environmental aspects into consideration.

ABB Industrial Plugs and Sockets have the solution for products in industrial environments with high demands on safety, durability, reliability and cost saving for the end user.

- Safety - tested and approved by third party testing laboratories.
- Durability - materials used give a high durability in tough conditions and environments.
- Reliability - high quality contacts ensure reliability.
- Cost saving - designed for quick and easy installation.

You will find all you need in the ABB Industrial Plugs and Sockets product range. One supplier for all your needs and worldwide availability.

Perfect performance

Our Plugs and Sockets comply with the high quality standards requested when there is a demand for reliability and safety. Some are made of heavy-duty plastics (PBT), others of metal. Some have advanced features while others have a straight forward functionality. Perfect for demanding customers.

Perfect productivity

The reliability of our Plugs and Sockets will help you maintain high up-time in operations. No unscheduled or unwanted interruptions, allowing you a high degree of flexibility.

Perfect safety

Safety is also very important. By choosing ABB Plugs and Sockets you minimize the risk of short circuits. You also ensure maximum personal safety for anyone nearby or around your equipment.

Perfect for the job

Different applications and environments require different products. To make your choice of products easier, we have categorized our range into three groups. All groups have however one feature in common - Safety!



- Select Critical & Safe products for the highest safety in fixed installations.



- Select Tough & Safe products for best performance in demanding and heavy-duty applications.



- Select Easy & Safe products for adequate functionality and ergonomic design.

The structure of our main catalog is based on these three groups. Look for the three different symbols to make your choice.

ABB Industrial Plugs and Sockets – a complete offer

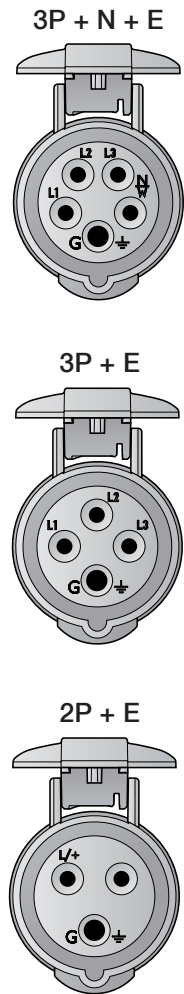
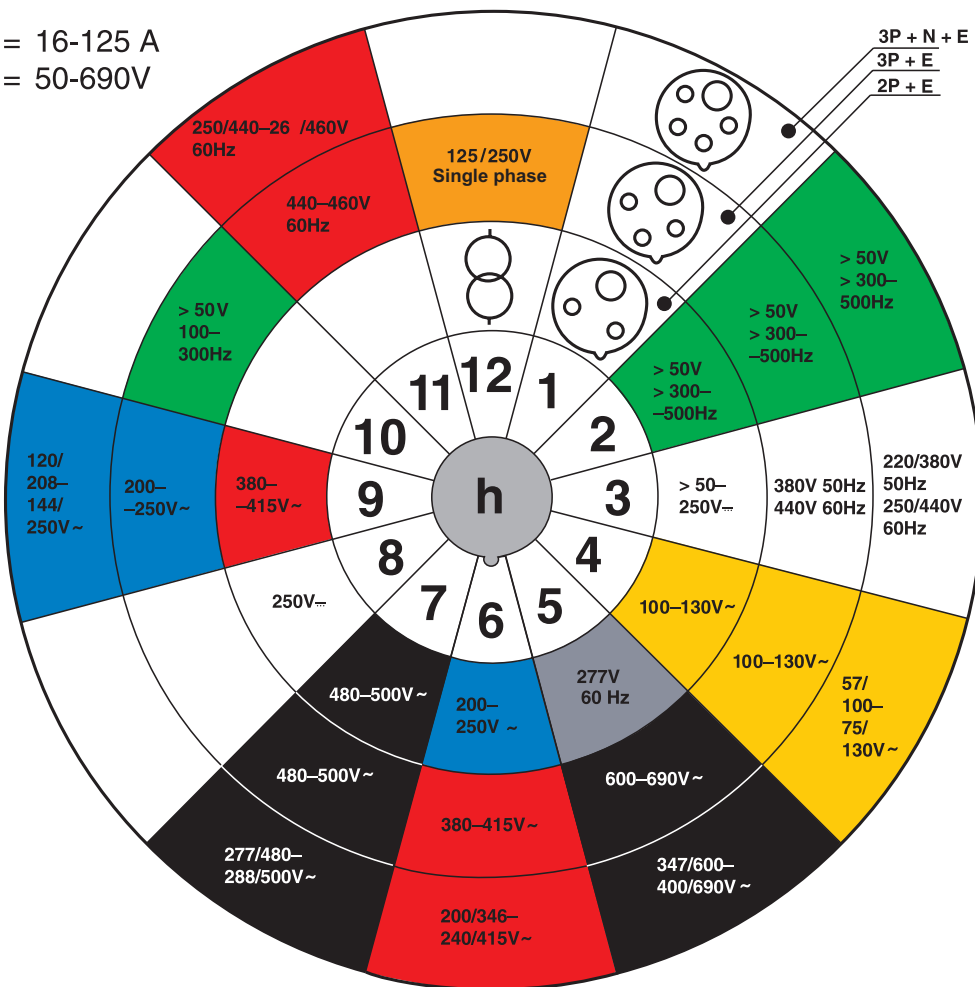
- Approved according to IEC 60 309-1, -2, -4
- Range from 16 A up to 125 A.
- IP 44 (splashproof) and IP67 (watertight).
- All contacts are self cleaning and calibrated, to maintain the accurate contact pressure, quality and performance over time.
- Plugs and Sockets for 63 and 125 A have pins and sleeves carriers in glass fiber reinforced polyamide.
- For devices in the Critical & Safe and Tough & Safe range, all external screws are made of stainless steel.
- Clear terminal markings inside and at the front of the devices.
- Switched interlocked socket-outlets for vertical or horizontal mounting.



Industrial Plugs & Sockets

IEC 60 309-2 "clock"

$I_e = 16-125 \text{ A}$
 $U_e = 50-690 \text{ V}$



Standard voltages

Color codes according to IEC60309-1, -2

| Position of earthing sleeve according to IEC 60309-2 (clock) | 2P+earth | 3P+earth | 3P+N+earth |
|--|-------------------------------------|-------------------------------------|---|
| 1 All operating voltages and/or currents not stated below | Optional voltage (not stated below) | Optional voltage (not stated below) | Optional voltage (not stated below) |
| 2 Aeronautics/airports, military | >50 V >300-500 Hz 16, 32A | >50 V >300-500 Hz 16, 32A | >50 V >300-500 Hz 16, 32A |
| 3 3-phase only for cooling containers (standardized by ISO) | 50-250 V DC | 380 V 50 Hz, 440 V 60 Hz 16, 32 A | 220/380 V 50 Hz, 250/440 V 60 Hz 16, 32 A |
| 4 For example in U.K. | 100-130 V 50/60 Hz | 100-130 V 50/60 Hz | 57/100-75/130 V 50/60 Hz |
| 5 Wind power | 277 V 60 Hz | 600-690 V 50/60 Hz | 647/600-400/690 V 50/60 Hz |
| 6 Most common voltages in Western Europe | 200-250 V 50/60 Hz | 380-415 V 50/60 Hz | 200/346-240/415 V 50/60 Hz |
| 7 Paper mills, steel plants, ship building industry | 480-500 V 50/60 Hz | 480-500 V 50/60 Hz | 480-500 V 50/60 Hz |
| 8 | >250 V DC | Not used | Not used |
| 9 For example in Norway | 380-415 V 50/60 Hz | 200-250 V 50/60 Hz | Not used |
| 10 | Not used | >50 V >100-300 Hz | Not used |
| 11 Mainly for marine installations | Not used | 440-460 V 60 Hz | Not used |
| 12 Supply from isolating transformer | Supply from isolating transformer | 125/250 V Single phase | Not used |

Product overview

Critical & Safe



Critical & Safe is the range for applications with high demands on safety, durability and performance. Perfect for applications with frequent connection / disconnection, and to use in public areas.

The housing is made of PBT or aluminum. PBT is a tough plastic material that withstands heavy-duty usage and most chemicals found in industrial environments. The aluminum housing is a mix of aluminium and silicon called Silumin, which gives an excellent protection against corrosion while being robust and tough against impact and sun light.

Features

- IP67 Watertight or IP44 Splashproof
- 16 - 125 A, 50 - 690 VAC
- IEC 60 309-2, -4
- All external screws are made of stainless steel

Application examples

- Heavy / chemical industry
- Sawmills
- Airports
- Hospitals

Type: 4125MVS6WH

Brass threaded inserts

Padlockable handle

Space for wiring and easy access for cables

Material that withstands heavy-duty usage and most chemicals found in industrial environments

Mechanically interlocked to prevent making and breaking under load

Clear terminal marking, inside and outside the box

Ground \perp


Neutral N

Phase L1, L2, L3

Cover and mounting screws made of stainless steel

Robust hinge mechanism pivots >120° for easy access during installation and maintenance

Pre-wired IEC receptacle accepts all manufacturer's IEC 60 309-2 plugs



Product overview

Tough & Safe



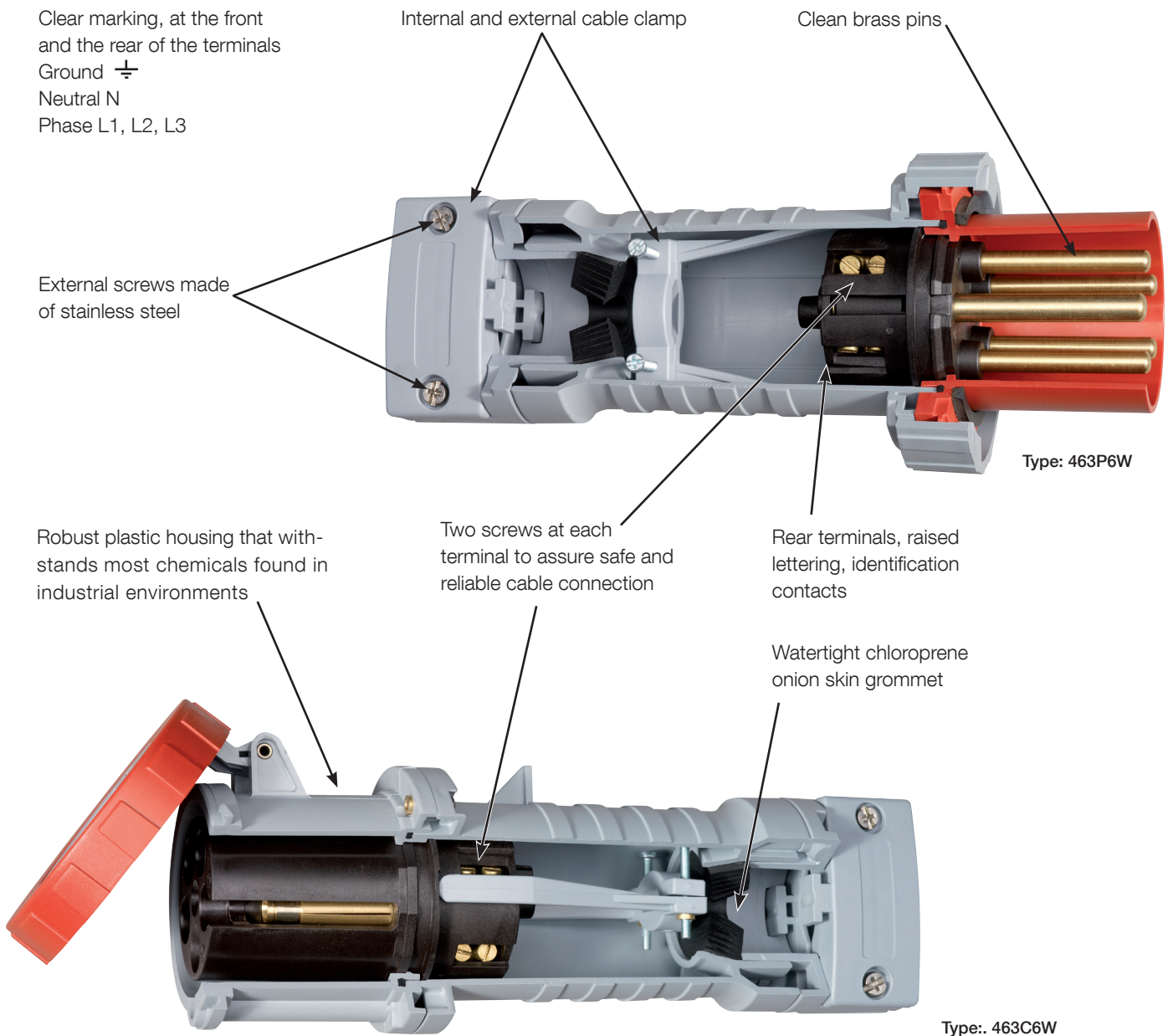
Tough & Safe is the range for applications in environments that have high demand of functionality and safety. The robust housing is made of PBT plastic. The range Tough & Safe is available as watertight (IP67, 16 - 125A) and splashproof (IP44, 63A). The devices are equipped with internal and external cable clamps. The 125A devices are equipped with two screws on each terminal.

Features

- IP67 Watertight or IP44 Splashproof
- 16 - 125 A, 50 - 690 VAC
- IEC 60 309-1, -2
- All external screws are made of stainless steel.

Application examples

- Industry / workshops
- Harbours / shipyards
- Mines
- Food & beverage



Product overview

Easy & Safe



Without saving on quality, Easy & Safe is our basic range. The products have an ergonomic design and are full of small practical features. The plugs and connectors have a natural designed grip that makes it easy to work with during connection. The combined cable clamp / cable gland, where the strain relief is created by tightening of the gland nut, has a locking mechanism that will continuously apply pressure to the cable.

The installation is easy done due to the clear terminal marking. After connecting the cables the housing is easily closed by a twist. The plastic material PA is used to provide a device that meets requirements of quality and safety.


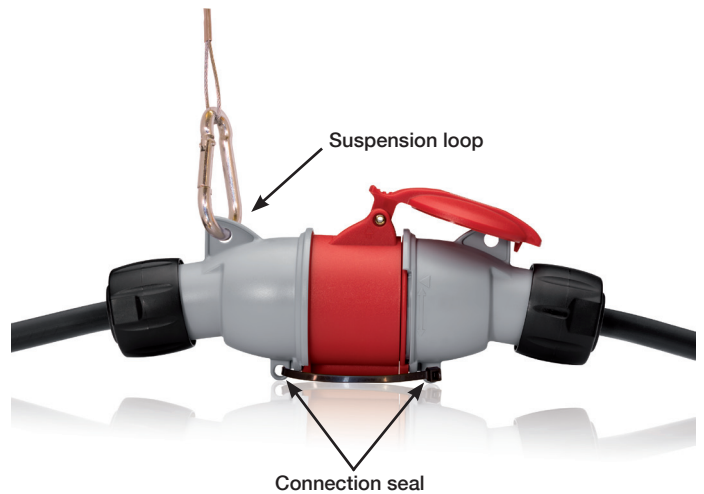

For the user, small features are included such as a sealing / locking feature to avoid accidental disconnection of for example a PA system. A suspension function that enables the user to hang the connector/plug that is not used on the wall or connect to a flexible wire in the ceiling (drop feed).

Features

- IP44 Splashproof
- 16 - 32 A
- PA6 plastic material
- IEC 60 309-1, -2
- Superior grip
- Compact design

Application examples

- Light industry
- Construction sites
- Farms
- General equipment



Combination of hard and soft plastic material - both flexible and hard



Cable gland tightening torque



Product overview



Switched Interlocked Socket outlets, horizontal - Page 21



16A 32A 63A

Switched Interlocked Socket outlets, metal enclosed - Page 19



16 - 32A 63A 125A

Switched Interlocked Socket outlets, heavy duty - Page 16



16 - 32A 63 - 125A



Plugs - Page 10



16A 32A 63A 63A 125A

Connectors - Page 13



16A 32A 63A 63A 125A



Plugs - Page 10



16A 32A

Connectors - Page 13



16A 32A

Surface socket-outlets - Page 30



16A 32A

Surface inlets - Page 40




16A 32A

Panel mounted socket outlets
Page 44



16 - 32A 16 - 32A

Panel mounted socket inlets
Page 51



16A 16 - 32A

Plugs



16 A, IP44 Splashproof

Plastic Enclosure (PA)

Cable entry with compression gland. Cable area 1 - 2.5 mm²

Easy
& Safe

| Terminals/ Poles | Color code | Voltage V | Frequency Hz | Type | Order Code | Pack qty | Weight kg/ea |
|---------------------|---------------|--------------|-----------------|-----------|-----------------|-------------|-----------------|
| 2P+E | | | | | | | |
| 3 | Grey | | AC | 216-P1 * | 2CMA193535R1000 | 10 | 0.11 |
| 3 | Yellow | 100-130 | 50 and 60 | 216-P4 * | 2CMA193500R1000 | 10 | 0.11 |
| 3 | Blue | 200-250 | 50 and 60 | 216-P6 * | 2CMA193501R1000 | 10 | 0.11 |
| 3 | Red | 380-415 | 50 and 60 | 216-P9 * | 2CMA193502R1000 | 10 | 0.11 |
| 3 | Grey | transf | 50 and 60 | 216-P12 * | 2CMA193503R1000 | 10 | 0.11 |
| 3P+E | | | | | | | |
| 4 | Yellow | 100-130 | 50 and 60 | 316-P4 * | 2CMA193504R1000 | 10 | 0.16 |
| 4 | Black | 600-690 | 50 and 60 | 316-P5 * | 2CMA193505R1000 | 10 | 0.16 |
| 4 | Red | 380-415 | 50 and 60 | 316-P6 * | 2CMA193506R1000 | 10 | 0.16 |
| 4 | Black | 480-500 | 50 and 60 | 316-P7 * | 2CMA193507R1000 | 10 | 0.16 |
| 4 | Blue | 200-250 | 50 and 60 | 316-P9 * | 2CMA193508R1000 | 10 | 0.16 |
| 4 | Red | 440-460 | 60 | 316-P11 * | 2CMA193509R1000 | 10 | 0.16 |
| 3P+N+E | | | | | | | |
| 5 | Grey | | AC | 416-P1 * | 2CMA193510R1000 | 10 | 0.17 |
| 5 | Grey | 220/250 | 50/60 | 416-P3 | 2CMA193536R1000 | 10 | 0.17 |
| 5 | Red | 346-415 | 50 and 60 | 416-P6 * | 2CMA193511R1000 | 10 | 0.17 |



32 A, IP44 Splashproof

Plastic Enclosure (PA)

Cable entry with compression gland. Cable area 2.5 - 6 mm²

Easy
& Safe

| Terminals/ Poles | Color code | Voltage V | Frequency Hz | Type | Order Code | Pack qty | Weight kg/ea |
|---------------------|---------------|--------------|-----------------|-----------|-----------------|-------------|-----------------|
| 2P+E | | | | | | | |
| 3 | Yellow | 100-130 | 50 and 60 | 232-P4 * | 2CMA193512R1000 | 10 | 0.20 |
| 3 | Blue | 200-250 | 50 and 60 | 232-P6 * | 2CMA193513R1000 | 10 | 0.20 |
| 3P+E | | | | | | | |
| 4 | Grey | 380/440 | 50/60 | 332-P3 | 2CMA193537R1000 | 10 | 0.22 |
| 4 | Black | 600-690 | 50 and 60 | 332-P5 | 2CMA193514R1000 | 10 | 0.22 |
| 4 | Red | 380-415 | 50 and 60 | 332-P6 * | 2CMA193515R1000 | 10 | 0.22 |
| 4 | Black | 480-500 | 50 and 60 | 332-P7 * | 2CMA193516R1000 | 10 | 0.22 |
| 4 | Blue | 200-250 | 50 and 60 | 332-P9 * | 2CMA193517R1000 | 10 | 0.22 |
| 4 | Red | 440-460 | 60 | 332-P11 * | 2CMA193518R1000 | 10 | 0.22 |
| 3P+N+E | | | | | | | |
| 5 | Red | 346-415 | 50 and 60 | 432-P6 * | 2CMA193519R1000 | 10 | 0.23 |



63 A, IP44 Splashproof

Plastic Enclosure (PBT)

Cable entry with membrane. Cable area 4 - 16 mm²

Tough
& Safe

| Terminals/ Poles | Color code | Voltage V | Frequency Hz | Type | Order Code | Pack qty | Weight kg/ea |
|---------------------|---------------|--------------|-----------------|---------|-----------------|-------------|-----------------|
| 2P+E | | | | | | | |
| 3 | Yellow | 100-130 | 50 and 60 | 263P4 | 2CMA166740R1000 | 1 | 0.60 |
| 3 | Blue | 200-250 | 50 and 60 | 263P6 * | 2CMA166742R1000 | 1 | 0.60 |
| 3P+E | | | | | | | |
| 4 | Black | 600-690 | 50 and 60 | 363P5 | 2CMA166750R1000 | 1 | 0.70 |
| 4 | Red | 380-415 | 50 and 60 | 363P6 * | 2CMA166752R1000 | 1 | 0.70 |
| 4 | Black | 480-500 | 50 and 60 | 363P7 * | 2CMA166754R1000 | 1 | 0.70 |
| 4 | Blue | 200-250 | 50 and 60 | 363P9 | 2CMA166756R1000 | 1 | 0.70 |
| 3P+N+E | | | | | | | |
| 5 | Red | 346-415 | 50 and 60 | 463P6 * | 2CMA166764R1000 | 1 | 0.75 |

*) Indicates standard product.

- Accessoriespage 62
- Technical data.....page 74
- Dimensions.....page 75

Plugs



16 A, IP 67 Watertight

Plastic Enclosure (PBT)

Cable entry with compression gland. Cable area 1 - 2.5 mm²



| Terminals/ Poles | Color code | Voltage V | Frequency Hz | Type | Order Code | Pack | Weight kg/ea |
|---------------------|---------------|--------------|-----------------|----------|-----------------|------|-----------------|
| 2P+E | | | | | | | |
| 3 | Grey | | AC | 216P1W | 2CMA166466R1000 | 1 | 0.18 |
| 3 | Grey | >50-250 | DC | 216P3W | 2CMA166456R1000 | 1 | 0.18 |
| 3 | Yellow | 100-130 | 50 and 60 | 216P4W * | 2CMA166458R1000 | 1 | 0.18 |
| 3 | Blue | 200-250 | 50 and 60 | 216P6W * | 2CMA166460R1000 | 1 | 0.18 |
| 3 | Red | 380-415 | 50 and 60 | 216P9W | 2CMA166462R1000 | 1 | 0.18 |
| 3 | Grey | transf | 50 and 60 | 216P12W | 2CMA166464R1000 | 1 | 0.18 |
| 3P+E | | | | | | | |
| 4 | Grey | | AC | 316P1W | 2CMA166486R1000 | 1 | 0.24 |
| 4 | Green | >50 | >300-500 | 316P2W | 2CMA166468R1000 | 1 | 0.24 |
| 4 | Grey | 380/440 | 50/60 | 316P3W | 2CMA166470R1000 | 1 | 0.24 |
| 4 | Yellow | 100-130 | 50 and 60 | 316P4W | 2CMA166472R1000 | 1 | 0.24 |
| 4 | Black | 600-690 | 50 and 60 | 316P5W * | 2CMA166474R1000 | 1 | 0.24 |
| 4 | Red | 380-415 | 50 and 60 | 316P6W * | 2CMA166476R1000 | 1 | 0.24 |
| 4 | Black | 480-500 | 50 and 60 | 316P7W | 2CMA166478R1000 | 1 | 0.24 |
| 4 | Blue | 200-250 | 50 and 60 | 316P9W | 2CMA166480R1000 | 1 | 0.24 |
| 4 | Green | >50 | 100-300 | 316P10W | 2CMA166482R1000 | 1 | 0.24 |
| 4 | Red | 440-460 | 60 | 316P11W | 2CMA166484R1000 | 1 | 0.24 |
| 3P+N+E | | | | | | | |
| 5 | Grey | | AC | 416P1W | 2CMA166502R1000 | 1 | 0.26 |
| 5 | Green | >50 | >300-500 | 416P2W | 2CMA166488R1000 | 1 | 0.26 |
| 5 | Yellow | 100-130 | 50 and 60 | 416P4W | 2CMA166492R1000 | 1 | 0.26 |
| 5 | Red | 346-415 | 50 and 60 | 416P6W * | 2CMA166494R1000 | 1 | 0.26 |
| 5 | Black | 480-500 | 50 and 60 | 416P7W | 2CMA166496R1000 | 1 | 0.26 |
| 5 | Blue | 208-250 | 50 and 60 | 416P9W | 2CMA166498R1000 | 1 | 0.26 |
| 5 | Red | 440-460 | 60 | 416P11W | 2CMA166500R1000 | 1 | 0.26 |



32 A, IP 67 Watertight

Plastic Enclosure (PBT)

Cable entry with compression gland. Cable area 2.5 - 6 mm²



| Terminals/ Poles | Color Code | Voltage V | Frequency Hz | Type | Order Code | Pack | Weight kg/ea |
|---------------------|---------------|--------------|-----------------|----------|-----------------|------|-----------------|
| 2P+E | | | | | | | |
| 3 | Grey | | AC | 232P1W | 2CMA166728R1000 | 1 | 0.28 |
| 3 | Yellow | 100-130 | 50 and 60 | 232P4W | 2CMA166504R1000 | 1 | 0.28 |
| 3 | Blue | 200-250 | 50 and 60 | 232P6W * | 2CMA166722R1000 | 1 | 0.28 |
| 3 | Red | 380-415 | 50 and 60 | 232P9W | 2CMA166724R1000 | 1 | 0.28 |
| 3 | Grey | transf | 50 and 60 | 232P12W | 2CMA166726R1000 | 1 | 0.28 |
| 3P+E | | | | | | | |
| 4 | Grey | | AC | 332P1W | 2CMA166516R1000 | 1 | 0.30 |
| 4 | Green | >50 | >300-500 | 332P2W | 2CMA166730R1000 | 1 | 0.30 |
| 4 | Grey | 380/440 | 50/60 | 332P3W | 2CMA166732R1000 | 1 | 0.30 |
| 4 | Yellow | 100-130 | 50 and 60 | 332P4W | 2CMA166734R1000 | 1 | 0.30 |
| 4 | Black | 600-690 | 50 and 60 | 332P5W | 2CMA166736R1000 | 1 | 0.30 |
| 4 | Red | 380-415 | 50 and 60 | 332P6W * | 2CMA166738R1000 | 1 | 0.30 |
| 4 | Black | 480-500 | 50 and 60 | 332P7W | 2CMA166506R1000 | 1 | 0.30 |
| 4 | Blue | 200-250 | 50 and 60 | 332P9W | 2CMA166508R1000 | 1 | 0.30 |
| 4 | Green | >50 | 100-300 | 332P10W | 2CMA166510R1000 | 1 | 0.30 |
| 4 | Red | 440-460 | 60 | 332P11W | 2CMA166513R1000 | 1 | 0.30 |
| 3P+N+E | | | | | | | |
| 5 | Grey | | AC | 432P1W | 2CMA166532R1000 | 1 | 0.32 |
| 5 | Green | >50 | >300-500 | 432P2W | 2CMA166518R1000 | 1 | 0.32 |
| 5 | Grey | 380/440 | 50/60 | 432P3W | 2CMA166520R1000 | 1 | 0.32 |
| 5 | Yellow | 100-130 | 50 and 60 | 432P4W | 2CMA166522R1000 | 1 | 0.32 |
| 5 | Red | 346-415 | 50 and 60 | 432P6W * | 2CMA166524R1000 | 1 | 0.32 |
| 5 | Black | 480-500 | 50 and 60 | 432P7W | 2CMA166526R1000 | 1 | 0.32 |
| 5 | Blue | 208-250 | 50 and 60 | 432P9W | 2CMA166528R1000 | 1 | 0.32 |
| 5 | Red | 440-460 | 60 | 432P11W | 2CMA166530R1000 | 1 | 0.32 |

*) Indicates standard product.

- Accessories page 62
- Technical data page 74
- Dimensions page 75

Plugs



63 A, IP 67 Watertight

Plastic Enclosure (PBT)

Cable entry with compression gland, internal and external cable clamp.

Cable area 4 - 16 mm²



| Terminals/ Poles | Color code | Voltage V | Frequency Hz | Type | Order Code | Pack | Weight kg/ea |
|---------------------|---------------|--------------|-----------------|----------|-----------------|------|-----------------|
| 2P+E | | | | | | | |
| 3 | Grey | | AC | 263P1W | 2CMA166780R1000 | 1 | 0.95 |
| 3 | Yellow | 100-130 | 50 and 60 | 263P4W | 2CMA166774R1000 | 1 | 0.95 |
| 3 | Blue | 200-250 | 50 and 60 | 263P6W | 2CMA166776R1000 | 1 | 0.95 |
| 3 | Red | 380-415 | 50 and 60 | 263P9W | 2CMA166778R1000 | 1 | 0.95 |
| 3P+E | | | | | | | |
| 4 | Grey | | AC | 363P1W | 2CMA166794R1000 | 1 | 1.05 |
| 4 | Yellow | 100-130 | 50 and 60 | 363P4W | 2CMA166782R1000 | 1 | 1.05 |
| 4 | Black | 600-690 | 50 and 60 | 363P5W | 2CMA166784R1000 | 1 | 1.05 |
| 4 | Red | 380-415 | 50 and 60 | 363P6W * | 2CMA166786R1000 | 1 | 1.05 |
| 4 | Black | 480-500 | 50 and 60 | 363P7W | 2CMA166788R1000 | 1 | 1.05 |
| 4 | Blue | 200-250 | 50 and 60 | 363P9W | 2CMA166790R1000 | 1 | 1.05 |
| 4 | Red | 440-460 | 60 | 363P11W | 2CMA166792R1000 | 1 | 1.05 |
| 3P+N+E | | | | | | | |
| 5 | Grey | | AC | 463P1W | 2CMA166806R1000 | 1 | 1.15 |
| 5 | Yellow | 100-130 | 50 and 60 | 463P4W | 2CMA166796R1000 | 1 | 1.15 |
| 5 | Red | 346-415 | 50 and 60 | 463P6W * | 2CMA166798R1000 | 1 | 1.15 |
| 5 | Black | 480-500 | 50 and 60 | 463P7W | 2CMA166800R1000 | 1 | 1.15 |
| 5 | Blue | 208-250 | 50 and 60 | 463P9W | 2CMA166802R1000 | 1 | 1.15 |
| 5 | Red | 440-460 | 60 | 463P11W | 2CMA166804R1000 | 1 | 1.15 |



125 A, IP 67 Watertight

Plastic Enclosure (PBT)

Cable entry with compression gland, internal and external cable clamp.

Cable area 16 - 50 mm²



| Terminals/ Poles | Color Code | Voltage V | Frequency Hz | Type | Order Code | Pack | Weight kg/ea |
|---------------------|---------------|--------------|-----------------|-----------|-----------------|------|-----------------|
| 2P+E | | | | | | | |
| 3 | Grey | | AC | 2125P1W | 2CMA166812R1000 | 1 | 1.32 |
| 3 | Yellow | 100-130 | 50 and 60 | 2125P4W | 2CMA166808R1000 | 1 | 1.32 |
| 3 | Blue | 200-250 | 50 and 60 | 2125P6W | 2CMA166810R1000 | 1 | 1.32 |
| 3P+E | | | | | | | |
| 4 | Grey | | AC | 3125P1W | 2CMA166824R1000 | 1 | 1.43 |
| 4 | Yellow | 100-130 | 50 and 60 | 3125P4W | 2CMA166814R1000 | 1 | 1.43 |
| 4 | Black | 600-690 | 50 and 60 | 3125P5W | 2CMA166815R1000 | 1 | 1.43 |
| 4 | Red | 380-415 | 50 and 60 | 3125P6W * | 2CMA166816R1000 | 1 | 1.43 |
| 4 | Black | 480-500 | 50 and 60 | 3125P7W | 2CMA166818R1000 | 1 | 1.43 |
| 4 | Blue | 200-250 | 50 and 60 | 3125P9W | 2CMA166820R1000 | 1 | 1.43 |
| 4 | Red | 440-460 | 60 | 3125P11W | 2CMA166822R1000 | 1 | 1.43 |
| 3P+N+E | | | | | | | |
| 5 | Grey | | AC | 4125P1W | 2CMA166836R1000 | 1 | 1.54 |
| 5 | Yellow | 100-130 | 50 and 60 | 4125P4W | 2CMA166826R1000 | 1 | 1.54 |
| 5 | Red | 346-415 | 50 and 60 | 4125P6W * | 2CMA166828R1000 | 1 | 1.54 |
| 5 | Black | 480-500 | 50 and 60 | 4125P7W | 2CMA166830R1000 | 1 | 1.54 |
| 5 | Blue | 208-250 | 50 and 60 | 4125P9W | 2CMA166832R1000 | 1 | 1.54 |
| 5 | Red | 440-460 | 60 | 4125P11W | 2CMA166834R1000 | 1 | 1.54 |

*) Indicates standard product.

- Accessoriespage 62
- Technical data.....page 74
- Dimensions.....page 75

Connectors



16 A, IP44 Splashproof Plastic Enclosure (PA)

Cable entry with compression gland. Cable area 1 - 2.5 mm²



| Terminals/ Poles | Color code | Voltage V | Frequency Hz | Type | Order Code | Pack qty | Weight kg/ea |
|---------------------|---------------|--------------|-----------------|----------|-----------------|-------------|-----------------|
| 2P+E | | | | | | | |
| 3 | Yellow | 100-130 | 50 and 60 | 216-C4 * | 2CMA193520R1000 | 10 | 0.16 |
| 3 | Blue | 200-250 | 50 and 60 | 216-C6 * | 2CMA193521R1000 | 10 | 0.16 |
| 3P+E | | | | | | | |
| 4 | Yellow | 100-130 | 50 and 60 | 316-C4 * | 2CMA193522R1000 | 10 | 0.21 |
| 4 | Red | 380-415 | 50 and 60 | 316-C6 * | 2CMA193523R1000 | 10 | 0.21 |
| 4 | Black | 480-500 | 50 and 60 | 316-C7 * | 2CMA193524R1000 | 10 | 0.21 |
| 4 | Blue | 200-250 | 50 and 60 | 316-C9 * | 2CMA193525R1000 | 10 | 0.21 |
| 3P+N+E | | | | | | | |
| 5 | Red | 346-415 | 50 and 60 | 416-C6 * | 2CMA193526R1000 | 10 | 0.23 |



32 A, IP44 Splashproof Plastic Enclosure (PA)

Cable entry with compression gland. Cable area 2.5 - 6 mm²



| Terminals/ Poles | Color code | Voltage V | Frequency Hz | Type | Order Code | Pack qty | Weight kg/ea |
|---------------------|---------------|--------------|-----------------|----------|-----------------|-------------|-----------------|
| 2P+E | | | | | | | |
| 3 | Yellow | 100-130 | 50 and 60 | 232-C4 | 2CMA193527R1000 | 10 | 0.26 |
| 3 | Blue | 200-250 | 50 and 60 | 232-C6 * | 2CMA193528R1000 | 10 | 0.26 |
| 3P+E | | | | | | | |
| 4 | Grey | 380/440 | 50/60 | 332-C3 | 2CMA193538R1000 | 10 | 0.27 |
| 4 | Black | 600-690 | 50 and 60 | 332-C5 | 2CMA193533R1000 | 10 | 0.27 |
| 4 | Red | 380-415 | 50 and 60 | 332-C6 * | 2CMA193529R1000 | 10 | 0.27 |
| 4 | Black | 480-500 | 50 and 60 | 332-C7 * | 2CMA193534R1000 | 10 | 0.27 |
| 4 | Blue | 200-250 | 50 and 60 | 332-C9 * | 2CMA193530R1000 | 10 | 0.27 |
| 3P+N+E | | | | | | | |
| 5 | Red | 346-415 | 50 and 60 | 432-C6 * | 2CMA193531R1000 | 10 | 0.30 |
| 5 | Black | 480-500 | 50 and 60 | 432-C7 | 2CMA193532R1000 | 10 | 0.30 |



63 A, IP 44 Splashproof Plastic Enclosure (PBT)

Cable entry with membrane. Cable area 4 - 16 mm²



| Terminals/ Poles | Color code | Voltage V | Frequency Hz | Type | Order Code | Pack | Weight kg/ea |
|---------------------|---------------|--------------|-----------------|---------|-----------------|------|-----------------|
| 2P+E | | | | | | | |
| 3 | Yellow | 100-130 | 50 and 60 | 263C4 | 2CMA166838R1000 | 1 | 0.80 |
| 3 | Blue | 200-250 | 50 and 60 | 263C6 | 2CMA166840R1000 | 1 | 0.80 |
| 3P+E | | | | | | | |
| 4 | Black | 600-690 | 50 and 60 | 363C5 | 2CMA166848R1000 | 1 | 0.83 |
| 4 | Red | 380-415 | 50 and 60 | 363C6 * | 2CMA166850R1000 | 1 | 0.83 |
| 4 | Black | 480-500 | 50 and 60 | 363C7 * | 2CMA166852R1000 | 1 | 0.83 |
| 4 | Blue | 200-250 | 50 and 60 | 363C9 | 2CMA166854R1000 | 1 | 0.83 |
| 3P+N+E | | | | | | | |
| 5 | Red | 346-415 | 50 and 60 | 463C6 * | 2CMA166862R1000 | 1 | 0.88 |

*) Indicates standard product.

- Accessories page 62
- Technical data page 74
- Dimensions page 75

Connectors



16 A, IP 67 Watertight

Plastic Enclosure (PBT)

Cable entry with compression gland. Cable area 1 - 2.5 mm²



| Terminals/ Poles | Color code | Voltage V | Frequency Hz | Type | Order Code | Pack | Weight kg/ea |
|---------------------|---------------|--------------|-----------------|----------|-----------------|------|-----------------|
| 2P+E | | | | | | | |
| 3 | Grey | | AC | 216C1W | 2CMA166544R1000 | 1 | 0.22 |
| 3 | Grey | >50-250 | DC | 216C3W | 2CMA166534R1000 | 1 | 0.22 |
| 3 | Yellow | 100-130 | 50 and 60 | 216C4W | 2CMA166536R1000 | 1 | 0.22 |
| 3 | Blue | 200-250 | 50 and 60 | 216C6W * | 2CMA166538R1000 | 1 | 0.22 |
| 3 | Red | 380-415 | 50 and 60 | 216C9W | 2CMA166540R1000 | 1 | 0.22 |
| 3 | Grey | transf | 50 and 60 | 216C12W | 2CMA166542R1000 | 1 | 0.22 |

3P+E

| | | | | | | | |
|---|--------|---------|-----------|----------|-----------------|---|------|
| 4 | Grey | | AC | 316C1W | 2CMA166564R1000 | 1 | 0.31 |
| 4 | Green | >50 | >300-500 | 316C2W | 2CMA166546R1000 | 1 | 0.31 |
| 4 | Grey | 380/440 | 50/60 | 316C3W | 2CMA166548R1000 | 1 | 0.31 |
| 4 | Yellow | 100-130 | 50 and 60 | 316C4W | 2CMA166550R1000 | 1 | 0.31 |
| 4 | Black | 600-690 | 50 and 60 | 316C5W | 2CMA166552R1000 | 1 | 0.31 |
| 4 | Red | 380-415 | 50 and 60 | 316C6W * | 2CMA166554R1000 | 1 | 0.31 |
| 4 | Black | 480-500 | 50 and 60 | 316C7W | 2CMA166556R1000 | 1 | 0.31 |
| 4 | Blue | 200-250 | 50 and 60 | 316C9W | 2CMA166558R1000 | 1 | 0.31 |
| 4 | Green | >50 | 100-300 | 316C10W | 2CMA166560R1000 | 1 | 0.31 |
| 4 | Red | 440-460 | 60 | 316C11W | 2CMA166562R1000 | 1 | 0.31 |

3P+N+E

| | | | | | | | |
|---|--------|---------|-----------|----------|-----------------|---|------|
| 5 | Grey | | AC | 416C1W | 2CMA166580R1000 | 1 | 0.32 |
| 5 | Green | >50 | >300-500 | 416C2W | 2CMA166566R1000 | 1 | 0.32 |
| 5 | Grey | 380/440 | 50/60 | 416C3W | 2CMA166568R1000 | 1 | 0.32 |
| 5 | Yellow | 100-130 | 50 and 60 | 416C4W | 2CMA166570R1000 | 1 | 0.32 |
| 5 | Red | 346-415 | 50 and 60 | 416C6W * | 2CMA166572R1000 | 1 | 0.32 |
| 5 | Black | 480-500 | 50 and 60 | 416C7W | 2CMA166574R1000 | 1 | 0.32 |
| 5 | Blue | 208-250 | 50 and 60 | 416C9W | 2CMA166576R1000 | 1 | 0.32 |
| 5 | Red | 440-460 | 60 | 416C11W | 2CMA166578R1000 | 1 | 0.32 |



32 A, IP 67 Watertight

Plastic Enclosure (PBT)

Cable entry with compression gland. Cable area 2.5 - 6 mm²



| Terminals/ Poles | Color Code | Voltage V | Frequency Hz | Type | Order Code | Pack | Weight kg/ea |
|---------------------|---------------|--------------|-----------------|----------|-----------------|------|-----------------|
| 2P+E | | | | | | | |
| 3 | Grey | | AC | 232C1W | 2CMA166590R1000 | 1 | 0.35 |
| 3 | Yellow | 100-130 | 50 and 60 | 232C4W | 2CMA166582R1000 | 1 | 0.35 |
| 3 | Blue | 200-250 | 50 and 60 | 232C6W * | 2CMA166584R1000 | 1 | 0.35 |
| 3 | Red | 380-415 | 50 and 60 | 232C9W | 2CMA166586R1000 | 1 | 0.35 |
| 3 | Grey | transf | 50 and 60 | 232C12W | 2CMA166588R1000 | 1 | 0.35 |

3P+E

| | | | | | | | |
|---|--------|---------|-----------|----------|-----------------|---|------|
| 4 | Grey | | AC | 332C1W | 2CMA166592R1000 | 1 | 0.38 |
| 4 | Green | >50 | >300-500 | 332C2W | 2CMA166596R1000 | 1 | 0.38 |
| 4 | Grey | 380/440 | 50/60 | 332C3W | 2CMA166598R1000 | 1 | 0.38 |
| 4 | Yellow | 100-130 | 50 and 60 | 332C4W | 2CMA166600R1000 | 1 | 0.38 |
| 4 | Black | 600-690 | 50 and 60 | 332C5W | 2CMA166602R1000 | 1 | 0.38 |
| 4 | Red | 380-415 | 50 and 60 | 332C6W * | 2CMA166604R1000 | 1 | 0.38 |
| 4 | Black | 480-500 | 50 and 60 | 332C7W | 2CMA166606R1000 | 1 | 0.38 |
| 4 | Blue | 200-250 | 50 and 60 | 332C9W | 2CMA166608R1000 | 1 | 0.38 |
| 4 | Green | >50 | 100-300 | 332C10W | 2CMA166610R1000 | 1 | 0.38 |
| 4 | Red | 440-460 | 60 | 332C11W | 2CMA166594R1000 | 1 | 0.38 |

3P+N+E

| | | | | | | | |
|---|--------|---------|-----------|----------|-----------------|---|------|
| 5 | Grey | | AC | 432C1W | 2CMA166526R1000 | 1 | 0.41 |
| 5 | Green | >50 | >300-500 | 432C2W | 2CMA166612R1000 | 1 | 0.41 |
| 5 | Grey | 380/440 | 50/60 | 432C3W | 2CMA166614R1000 | 1 | 0.41 |
| 5 | Yellow | 100-130 | 50 and 60 | 432C4W | 2CMA166616R1000 | 1 | 0.41 |
| 5 | Red | 346-415 | 50 and 60 | 432C6W * | 2CMA166618R1000 | 1 | 0.41 |
| 5 | Black | 480-500 | 50 and 60 | 432C7W | 2CMA166620R1000 | 1 | 0.41 |
| 5 | Blue | 208-250 | 50 and 60 | 432C9W | 2CMA166622R1000 | 1 | 0.41 |
| 5 | Red | 440-460 | 60 | 432C11W | 2CMA166624R1000 | 1 | 0.41 |

*) Indicates standard product.

- Accessoriespage 62
- Technical data.....page 74
- Dimensions.....page 75

Connectors



63 A, IP 67 Watertight

Plastic Enclosure (PBT). Cable entry with compression gland.
Internal and external cable clamp. Cable area 4 - 16 mm²



| Terminals/ Poles | Color code | Voltage V | Frequency Hz | Type | Order Code | Pack | Weight kg/ea |
|---------------------|---------------|--------------|-----------------|----------|-----------------|------|-----------------|
| 2P+E | | | | | | | |
| 3 | Grey | | AC | 263C1W | 2CMA166878R1000 | 1 | 0.80 |
| 3 | Yellow | 100-130 | 50 and 60 | 263C4W | 2CMA166872R1000 | 1 | 0.80 |
| 3 | Blue | 200-250 | 50 and 60 | 263C6W | 2CMA166874R1000 | 1 | 0.80 |
| 3 | Red | 380-415 | 50 and 60 | 263C9W | 2CMA166876R1000 | 1 | 0.80 |
| 3P+E | | | | | | | |
| 4 | Grey | | AC | 363C1W | 2CMA166902R1000 | 1 | 0.83 |
| 4 | Yellow | 100-130 | 50 and 60 | 363C4W | 2CMA166890R1000 | 1 | 0.83 |
| 4 | Black | 600-690 | 50 and 60 | 363C5W | 2CMA166892R1000 | 1 | 0.83 |
| 4 | Red | 380-415 | 50 and 60 | 363C6W * | 2CMA166894R1000 | 1 | 0.83 |
| 4 | Black | 480-500 | 50 and 60 | 363C7W | 2CMA166896R1000 | 1 | 0.83 |
| 4 | Blue | 200-250 | 50 and 60 | 363C9W | 2CMA166898R1000 | 1 | 0.83 |
| 4 | Red | 440-460 | 60 | 363C11W | 2CMA166900R1000 | 1 | 0.83 |
| 3P+N+E | | | | | | | |
| 5 | Grey | | AC | 463C1W | 2CMA166914R1000 | 1 | 0.88 |
| 5 | Yellow | 100-130 | 50 and 60 | 463C4W | 2CMA166904R1000 | 1 | 0.88 |
| 5 | Red | 346-415 | 50 and 60 | 463C6W * | 2CMA166906R1000 | 1 | 0.88 |
| 5 | Black | 480-500 | 50 and 60 | 463C7W | 2CMA166908R1000 | 1 | 0.88 |
| 5 | Blue | 208-250 | 50 and 60 | 463C9W | 2CMA166910R1000 | 1 | 0.88 |
| 5 | Red | 440-460 | 60 | 463C11W | 2CMA166912R1000 | 1 | 0.88 |



125 A, IP 67 Watertight

Plastic Enclosure (PBT). Cable entry with compression gland. Internal and external
cable clamp. LP types with long phase sleeves and pilot sleeve. Cable area 16-50 mm²



| Terminals/ Poles | Color Code | Voltage V | Frequency Hz | Type | Order Code | Pack | Weight kg/ea |
|---------------------|---------------|--------------|-----------------|------------|-----------------|------|-----------------|
| 2P+E | | | | | | | |
| 3 | Grey | | AC | 2125C1W | 2CMA166920R1000 | 1 | 1.37 |
| 3 | Yellow | 100-130 | 50 and 60 | 2125C4W | 2CMA166916R1000 | 1 | 1.37 |
| 3 | Blue | 200-250 | 50 and 60 | 2125C6W | 2CMA166918R1000 | 1 | 1.37 |
| 3P+E | | | | | | | |
| 4 | Grey | | AC | 3125C1W | 2CMA166932R1000 | 1 | 1.41 |
| 4 | Yellow | 100-130 | 50 and 60 | 3125C4W | 2CMA166922R1000 | 1 | 1.41 |
| 4 | Black | 600-690 | 50 and 60 | 3125C5W | 2CMA166923R1000 | 1 | 1.41 |
| 4 | Red | 380-415 | 50 and 60 | 3125C6W * | 2CMA166924R1000 | 1 | 1.41 |
| 4 | Red | 380-415 | 50 and 60 | 3125C6W LP | 2CMA169211R1000 | 1 | 1.41 |
| 4 | Black | 480-500 | 50 and 60 | 3125C7W | 2CMA166926R1000 | 1 | 1.41 |
| 4 | Blue | 200-250 | 50 and 60 | 3125C9W * | 2CMA166928R1000 | 1 | 1.41 |
| 4 | Red | 440-460 | 60 | 3125C11W | 2CMA166930R1000 | 1 | 1.41 |
| 3P+N+E | | | | | | | |
| 5 | Grey | | AC | 4125C1W | 2CMA166944R1000 | 1 | 1.53 |
| 5 | Yellow | 100-130 | 50 and 60 | 4125C4W | 2CMA166934R1000 | 1 | 1.53 |
| 5 | Red | 346-415 | 50 and 60 | 4125C6W * | 2CMA166936R1000 | 1 | 1.53 |
| 5 | Red | 346-415 | 50 and 60 | 4125C6W LP | 2CMA169212R1000 | 1 | 1.53 |
| 5 | Black | 480-500 | 50 and 60 | 4125C7W | 2CMA166938R1000 | 1 | 1.53 |
| 5 | Blue | 208-250 | 50 and 60 | 4125C9W | 2CMA166940R1000 | 1 | 1.53 |
| 5 | Red | 440-460 | 60 | 4125C11W | 2CMA166942R1000 | 1 | 1.53 |

*) Indicates standard product.

- Accessories page 62
- Technical data page 74
- Dimensions page 75

Switched interlocked socket outlets

Heavy duty



16 A, IP 67 Watertight

Plastic Enclosure (PBT). Cable entry with knock-outs

Ø 25 + 32 mm on top and drill marks on bottom. Cable area 1.5 - 4 mm²



| Terminals/ Poles | Color code | Voltage V | Frequency Hz | Type | Order Code | Pack | Weight kg/ea |
|---------------------|---------------|--------------|-----------------|------------|-----------------|------|-----------------|
| 2P+E | | | | | | | |
| 3 | Grey | | AC | 216MVS1WH | 2CMA163255R1000 | 1 | 1.75 |
| 3 | Yellow | 100-130 | 50 and 60 | 216MVS4WH | 2CMA163256R1000 | 1 | 1.75 |
| 3 | Blue | 200-250 | 50 and 60 | 216MVS6WH | 2CMA163257R1000 | 1 | 1.75 |
| 3 | Red | 380-415 | 50 and 60 | 216MVS9WH | 2CMA163258R1000 | 1 | 1.75 |
| 3 | Grey | transf | 50 and 60 | 216MVS12WH | 2CMA163259R1000 | 1 | 1.75 |
| 3P+E | | | | | | | |
| 4 | Grey | | AC | 316MVS1WH | 2CMA163261R1000 | 1 | 1.79 |
| 4 | Yellow | 100-130 | 50 and 60 | 316MVS4WH | 2CMA163262R1000 | 1 | 1.79 |
| 4 | Black | 600-690 | 50 and 60 | 316MVS5WH | 2CMA163263R1000 | 1 | 1.79 |
| 4 | Red | 380-415 | 50 and 60 | 316MVS6WH | 2CMA163264R1000 | 1 | 1.79 |
| 4 | Black | 480-500 | 50 and 60 | 316MVS7WH | 2CMA163265R1000 | 1 | 1.79 |
| 4 | Blue | 200-250 | 50 and 60 | 316MVS9WH | 2CMA163266R1000 | 1 | 1.79 |
| 4 | Green | >50 | 100-300 | 316MVS10WH | 2CMA163267R1000 | 1 | 1.79 |
| 4 | Red | 440-460 | 60 | 316MVS11WH | 2CMA163268R1000 | 1 | 1.79 |
| 3P+N+E | | | | | | | |
| 5 | Grey | | AC | 416MVS1WH | 2CMA163270R1000 | 1 | 1.83 |
| 5 | Green | >50 | >300-500 | 416MVS2WH | 2CMA163271R1000 | 1 | 1.83 |
| 5 | Red | 346-415 | 50 and 60 | 416MVS6WH | 2CMA163272R1000 | 1 | 1.83 |
| 5 | Blue | 208-250 | 50 and 60 | 416MVS9WH | 2CMA163273R1000 | 1 | 1.83 |



32 A, IP 67 Watertight

Plastic Enclosure (PBT). Cable entry with knock-outs

Ø 25 + 32 mm on top and drill marks on bottom. Cable area 2.5 - 10 mm²



| Terminals/ Poles | Color Code | Voltage V | Frequency Hz | Type | Order Code | Pack | Weight kg/ea |
|---------------------|---------------|--------------|-----------------|-----------|-----------------|------|-----------------|
| 2P+E | | | | | | | |
| 3 | Grey | | AC | 232MVS1WH | 2CMA163275R1000 | 1 | 1.87 |
| 3 | Blue | 200-250 | 50 and 60 | 232MVS6WH | 2CMA163276R1000 | 1 | 1.87 |
| 3P+E | | | | | | | |
| 4 | Grey | | AC | 332MVS1WH | 2CMA163277R1000 | 1 | 1.91 |
| 4 | Black | 600-690 | 50 and 60 | 332MVS5WH | 2CMA163278R1000 | 1 | 1.91 |
| 4 | Red | 380-415 | 50 and 60 | 332MVS6WH | 2CMA163279R1000 | 1 | 1.91 |
| 4 | Black | 480-500 | 50 and 60 | 332MVS7WH | 2CMA163280R1000 | 1 | 1.91 |
| 4 | Blue | 200-250 | 50 and 60 | 332MVS9WH | 2CMA163281R1000 | 1 | 1.91 |
| 3P+N+E | | | | | | | |
| 5 | Grey | | AC | 432MVS1WH | 2CMA163284R1000 | 1 | 1.95 |
| 5 | Red | 346-415 | 50 and 60 | 432MVS6WH | 2CMA163285R1000 | 1 | 1.95 |
| 5 | Black | 480-500 | 50 and 60 | 432MVS7WH | 2CMA163286R1000 | 1 | 1.95 |

- The switch handle is padlockable (5-8 mm shackle).
- The switch insert can be equipped with an auxiliary contact (see page 67).

- Accessoriespage 62
- Technical data.....page 74
- Dimensions.....page 78

Switched interlocked socket outlets

Heavy duty



63 A, IP 67 Watertight

Plastic Enclosure (PBT). Cable entry with knock-outs
 Ø 40 + 50 mm on top and drill marks on bottom. Cable area 6 - 25 mm²



| Terminals/ Poles | Color code | Voltage V | Frequency Hz | Type | Order Code | Pack | Weight kg/ea |
|---------------------|---------------|--------------|-----------------|------------|-----------------|------|-----------------|
| 2P+E | | | | | | | |
| 3 | Grey | | AC | 263MVS1WH | 2CMA162831R1000 | 1 | 3.50 |
| 3 | Yellow | 100-130 | 50 and 60 | 263MVS4WH | 2CMA162827R1000 | 1 | 3.50 |
| 3 | Blue | 200-250 | 50 and 60 | 263MVS6WH | 2CMA162828R1000 | 1 | 3.50 |
| 3 | Red | 380-415 | 50 and 60 | 263MVS9WH | 2CMA162829R1000 | 1 | 3.50 |
| 3P+E | | | | | | | |
| 4 | Grey | | AC | 363MVS1WH | 2CMA162841R1000 | 1 | 3.50 |
| 4 | Yellow | 100-130 | 50 and 60 | 363MVS4WH | 2CMA162834R1000 | 1 | 3.50 |
| 4 | Black | 600-690 | 50 and 60 | 363MVS5WH | 2CMA162835R1000 | 1 | 3.50 |
| 4 | Red | 380-415 | 50 and 60 | 363MVS6WH | 2CMA162836R1000 | 1 | 3.50 |
| 4 | Black | 480-500 | 50 and 60 | 363MVS7WH | 2CMA162837R1000 | 1 | 3.50 |
| 4 | Blue | 200-250 | 50 and 60 | 363MVS9WH | 2CMA162838R1000 | 1 | 3.50 |
| 4 | Red | 440-460 | 60 | 363MVS11WH | 2CMA162840R1000 | 1 | 3.50 |
| 3P+N+E | | | | | | | |
| 5 | Grey | | AC | 463MVS1WH | 2CMA162849R1000 | 1 | 3.60 |
| 5 | Yellow | 100-130 | 50 and 60 | 463MVS4WH | 2CMA162844R1000 | 1 | 3.60 |
| 5 | Red | 346-415 | 50 and 60 | 463MVS6WH | 2CMA162845R1000 | 1 | 3.60 |
| 5 | Black | 480-500 | 50 and 60 | 463MVS7WH | 2CMA162846R1000 | 1 | 3.60 |
| 5 | Blue | 208-250 | 50 and 60 | 463MVS9WH | 2CMA162847R1000 | 1 | 3.60 |
| 5 | Red | 440-460 | 60 | 463MVS11WH | 2CMA162848R1000 | 1 | 3.60 |



125 A, IP 67 Watertight

Plastic Enclosure (PBT). Cable entry with knock-outs Ø40+50 mm on top and drill marks on bottom. Long phase sleeves and pilot sleeve. Cable area 16 - 70 mm²



| Terminals/ Poles | Color Code | Voltage V | Frequency Hz | Type | Order Code | Pack | Weight kg/ea |
|---------------------|---------------|--------------|-----------------|--------------|-----------------|------|-----------------|
| 2P+E | | | | | | | |
| 3 | Grey | | AC | 2125MVS1WH | 2CMA162740R1000 | 1 | 4.40 |
| 3 | Yellow | 100-130 | 50 and 60 | 2125MVS4WH | 2CMA162738R1000 | 1 | 4.40 |
| 3 | Blue | 200-250 | 50 and 60 | 2125MVS6WH * | 2CMA162739R1000 | 1 | 4.40 |
| 3P+E | | | | | | | |
| 4 | Grey | | AC | 3125MVS1WH | 2CMA162746R1000 | 1 | 4.40 |
| 4 | Yellow | 100-130 | 50 and 60 | 3125MVS4WH | 2CMA162741R1000 | 1 | 4.40 |
| 4 | Red | 380-415 | 50 and 60 | 3125MVS6WH | 2CMA162742R1000 | 1 | 4.40 |
| 4 | Black | 480-500 | 50 and 60 | 3125MVS7WH | 2CMA162743R1000 | 1 | 4.40 |
| 4 | Blue | 200-250 | 50 and 60 | 3125MVS9WH | 2CMA162744R1000 | 1 | 4.40 |
| 4 | Red | 440-460 | 60 | 3125MVS11WH | 2CMA162745R1000 | 1 | 4.40 |
| 3P+N+E | | | | | | | |
| 5 | Grey | | AC | 4125MVS1WH | 2CMA162796R1000 | 1 | 4.50 |
| 5 | Yellow | 100-130 | 50 and 60 | 4125MVS4WH | 2CMA162791R1000 | 1 | 4.50 |
| 5 | Red | 346-415 | 50 and 60 | 4125MVS6WH * | 2CMA162792R1000 | 1 | 4.50 |
| 5 | Black | 480-500 | 50 and 60 | 4125MVS7WH | 2CMA162793R1000 | 1 | 4.50 |
| 5 | Blue | 208-250 | 50 and 60 | 4125MVS9WH | 2CMA162794R1000 | 1 | 4.50 |
| 5 | Red | 440-460 | 60 | 4125MVS11WH | 2CMA162795R1000 | 1 | 4.50 |

*) Indicates standard product.
 - The switch handle is padlockable (5-8 mm shackle).
 - The switch insert can be equipped with an auxiliary contact (see page 67).

- Accessories page 62
- Technical data page 74
- Dimensions page 78

Switched interlocked socket outlets

Heavy duty



63 A, IP 44

Plastic Enclosure (PBT). Cable entry with knock-outs Ø 40 + 50 mm on top and drill marks on bottom. Cable area 6 - 25 mm²



| Terminals/ Poles | Color code | Voltage V | Frequency Hz | Type | Order Code | Pack | Weight kg/ea |
|---------------------|---------------|--------------|-----------------|-----------|-----------------|------|-----------------|
| 2P+E | | | | | | | |
| 3 | Yellow | 100-130 | 50 and 60 | 263MVS4 | 2CMA162327R1000 | 1 | 3.50 |
| 3 | Blue | 200-250 | 50 and 60 | 263MVS6 | 2CMA162328R1000 | 1 | 3.50 |
| 3P+E | | | | | | | |
| 4 | Black | 600-690 | 50 and 60 | 363MVS5 | 2CMA162335R1000 | 1 | 3.50 |
| 4 | Red | 380-415 | 50 and 60 | 363MVS6 | 2CMA162336R1000 | 1 | 3.50 |
| 4 | Black | 480-500 | 50 and 60 | 363MVS7 | 2CMA162337R1000 | 1 | 3.50 |
| 4 | Blue | 200-250 | 50 and 60 | 363MVS9 | 2CMA162338R1000 | 1 | 3.50 |
| 3P+N+E | | | | | | | |
| 5 | Red | 346-415 | 50 and 60 | 463MVS6 * | 2CMA162345R1000 | 1 | 3.60 |

*) Indicates standard product.

- The switch handle is padlockable (5-8 mm shackle).
- The switch insert can be equipped with an auxiliary contact (see page 73).

- Accessoriespage 62
- Technical data.....page 74
- Dimensions.....page 78

Switched interlocked socket outlets

Metal enclosed



16 A, IP 44 Splashproof

Aluminum enclosure

Cable entry 2 x M25 + 2 x M32. Cable area 1.5 - 4 mm²



| Terminals/ Poles | Color code | Voltage V | Frequency Hz | Type | Order Code | Pack | Weight kg/ea |
|---------------------|---------------|--------------|-----------------|----------|-----------------|------|-----------------|
| 3P+E | | | | | | | |
| 4 | Grey | | AC | 316MM1 | 2CMA167980R1000 | 1 | 1.30 |
| 4 | Yellow | 100-130 | 50 and 60 | 316MM4 | 2CMA167973R1000 | 1 | 1.30 |
| 4 | Black | 600-690 | 50 and 60 | 316MM5 | 2CMA167974R1000 | 1 | 1.30 |
| 4 | Red | 380-415 | 50 and 60 | 316MM6 * | 2CMA167975R1000 | 1 | 1.30 |
| 4 | Black | 480-500 | 50 and 60 | 316MM7 * | 2CMA167976R1000 | 1 | 1.30 |
| 4 | Blue | 200-250 | 50 and 60 | 316MM9 | 2CMA167977R1000 | 1 | 1.30 |
| 4 | Green | >50 | 100-300 | 316MM10 | 2CMA167978R1000 | 1 | 1.30 |
| 4 | Red | 440-460 | 60 | 316MM11 | 2CMA167979R1000 | 1 | 1.30 |

3P+N+E

| | | | | | | | |
|---|-------|---------|-----------|----------|-----------------|---|------|
| 5 | Grey | | AC | 416MM1 | 2CMA167988R1000 | 1 | 1.32 |
| 5 | Green | >50 | >300-500 | 416MM2 | 2CMA167981R1000 | 1 | 1.32 |
| 5 | Red | 346-415 | 50 and 60 | 416MM6 * | 2CMA167984R1000 | 1 | 1.32 |
| 5 | Blue | 208-250 | 50 and 60 | 416MM9 | 2CMA167986R1000 | 1 | 1.32 |
| 5 | Red | 440-460 | 60 | 416MM11 | 2CMA167987R1000 | 1 | 1.32 |



32 A, IP 44 Splashproof

Aluminum enclosure

Cable entry 2 x M25 + 2 x M32. Cable area 2.5 - 10 mm²



| Terminals/ Poles | Color code | Voltage V | Frequency Hz | Type | Order Code | Pack | Weight kg/ea |
|---------------------|---------------|--------------|-----------------|----------|-----------------|------|-----------------|
| 3P+E | | | | | | | |
| 4 | Grey | | AC | 332MM1 | 2CMA167998R1000 | 1 | 1.42 |
| 4 | Grey | 380/440 | 50/60 | 332MM3 | 2CMA167990R1000 | 1 | 1.42 |
| 4 | Yellow | 100-130 | 50 and 60 | 332MM4 | 2CMA167991R1000 | 1 | 1.42 |
| 4 | Black | 600-690 | 50 and 60 | 332MM5 | 2CMA167992R1000 | 1 | 1.42 |
| 4 | Red | 380-415 | 50 and 60 | 332MM6 * | 2CMA167993R1000 | 1 | 1.42 |
| 4 | Black | 480-500 | 50 and 60 | 332MM7 | 2CMA167994R1000 | 1 | 1.42 |
| 4 | Blue | 200-250 | 50 and 60 | 332MM9 | 2CMA167995R1000 | 1 | 1.42 |
| 4 | Green | >50 | 100-300 | 332MM10 | 2CMA167996R1000 | 1 | 1.42 |
| 4 | Red | 440-460 | 60 | 332MM11 | 2CMA167997R1000 | 1 | 1.42 |

3P+N+E

| | | | | | | | |
|---|-------|---------|-----------|----------|-----------------|---|------|
| 5 | Grey | | AC | 432MM1 | 2CMA168006R1000 | 1 | 1.48 |
| 5 | Red | 346-415 | 50 and 60 | 432MM6 * | 2CMA168002R1000 | 1 | 1.48 |
| 5 | Black | 480-500 | 50 and 60 | 432MM7 | 2CMA168003R1000 | 1 | 1.48 |
| 5 | Blue | 208-250 | 50 and 60 | 432MM9 | 2CMA168004R1000 | 1 | 1.48 |

*) Indicates standard product.

- The switch insert can be equipped with an auxiliary contact (see page 67).

- Accessories page 62
- Technical data page 74
- Dimensions page 79

Switched interlocked socket outlets

Metal enclosed



63 A, IP 44 Splashproof

Aluminum enclosure

Cable entry 4 x M40. Cable area 6 - 25 mm²



| Terminals/ Poles | Color code | Voltage V | Frequency Hz | Type | Order Code | Pack | Weight kg/ea |
|---------------------|---------------|--------------|-----------------|----------|-----------------|------|-----------------|
| 2P+E | | | | | | | |
| 3 | Grey | | AC | 263MM1 | 2CMA168033R1000 | 1 | 2.20 |
| 3 | Yellow | 100-130 | 50 and 60 | 263MM4 | 2CMA168030R1000 | 1 | 2.20 |
| 3 | Blue | 200-250 | 50 and 60 | 263MM6 | 2CMA168031R1000 | 1 | 2.20 |
| 3 | Red | 380-415 | 50 and 60 | 263MM9 | 2CMA168032R1000 | 1 | 2.20 |
| 3P+E | | | | | | | |
| 4 | Grey | | AC | 363MM1 | 2CMA168040R1000 | 1 | 2.22 |
| 4 | Yellow | 100-130 | 50 and 60 | 363MM4 | 2CMA168034R1000 | 1 | 2.22 |
| 4 | Black | 600-690 | 50 and 60 | 363MM5 | 2CMA168035R1000 | 1 | 2.22 |
| 4 | Red | 380-415 | 50 and 60 | 363MM6 * | 2CMA168036R1000 | 1 | 2.22 |
| 4 | Black | 480-500 | 50 and 60 | 363MM7 * | 2CMA168037R1000 | 1 | 2.22 |
| 4 | Blue | 200-250 | 50 and 60 | 363MM9 | 2CMA168038R1000 | 1 | 2.22 |
| 4 | Red | 440-460 | 60 | 363MM11 | 2CMA168039R1000 | 1 | 2.22 |
| 3P+N+E | | | | | | | |
| 5 | Grey | | AC | 463MM1 | 2CMA168046R1000 | 1 | 2.35 |
| 5 | Red | 346-415 | 50 and 60 | 463MM6 * | 2CMA168042R1000 | 1 | 2.35 |
| 5 | Black | 480-500 | 50 and 60 | 463MM7 | 2CMA168043R1000 | 1 | 2.35 |
| 5 | Blue | 208-250 | 50 and 60 | 463MM9 | 2CMA168044R1000 | 1 | 2.35 |



125 A, IP 44 Splashproof

Aluminum enclosure. Long phase sleeves and pilot sleeve.

Cable entry 2 x M50. Cable area 16 - 70 mm²



| Terminals/ Poles | Color Code | Voltage V | Frequency Hz | Type | Order Code | Pack | Weight kg/ea |
|---------------------|---------------|--------------|-----------------|-----------|-----------------|------|-----------------|
| 2P+E | | | | | | | |
| 3 | Blue | 200-250 | 50 and 60 | 2125MM6 | 2CMA168047R1000 | 1 | 7.70 |
| 3P+E | | | | | | | |
| 4 | Grey | | AC | 3125MM1 | 2CMA168052R1000 | 1 | 7.90 |
| 4 | Red | 380-415 | 50 and 60 | 3125MM6 * | 2CMA168048R1000 | 1 | 7.90 |
| 4 | Black | 480-500 | 50 and 60 | 3125MM7 | 2CMA168049R1000 | 1 | 7.90 |
| 4 | Blue | 200-250 | 50 and 60 | 3125MM9 | 2CMA168050R1000 | 1 | 7.90 |
| 4 | Red | 440-460 | 60 | 3125MM11 | 2CMA168051R1000 | 1 | 7.90 |
| 3P+N+E | | | | | | | |
| 5 | Grey | | AC | 4125MM1 | 2CMA168056R1000 | 1 | 8.10 |
| 5 | Red | 346-415 | 50 and 60 | 4125MM6 * | 2CMA168053R1000 | 1 | 8.10 |
| 5 | Black | 480-500 | 50 and 60 | 4125MM7 | 2CMA168054R1000 | 1 | 8.10 |
| 5 | Red | 440-460 | 60 | 4125MM11 | 2CMA168055R1000 | 1 | 8.10 |

- *) Indicates standard product.
 - The switch handle is padlockable (5-8 mm shackle).
 - The switch insert can be equipped with an auxiliary contact (see page 67).

- Accessoriespage 62
- Technical data.....page 74
- Dimensions.....page 79

Switched interlocked socket outlets

Horizontal



16 A, IP 44 Splashproof

Plastic enclosure (PBT)

Cable entry with knock-outs Ø 25 mm/M25. Cable area 1.5 - 4 mm²



| Terminals/ Poles | Color code | Voltage V | Frequency Hz | Type | Order Code | Pack | Weight kg/ea |
|---------------------|---------------|--------------|-----------------|-----------|-----------------|------|-----------------|
| 2P+E | | | | | | | |
| 3 | Yellow | 100-130 | 50 and 60 | 216MHS4 | 2CMA167622R1000 | 1 | 0.55 |
| 3 | Blue | 200-250 | 50 and 60 | 216MHS6 * | 2CMA167623R1000 | 1 | 0.55 |
| 3P+E | | | | | | | |
| 4 | Yellow | 100-130 | 50 and 60 | 316MHS4 | 2CMA167629R1000 | 1 | 0.58 |
| 4 | Black | 600-690 | 50 and 60 | 316MHS5 | 2CMA167630R1000 | 1 | 0.58 |
| 4 | Red | 380-415 | 50 and 60 | 316MHS6 * | 2CMA167631R1000 | 1 | 0.58 |
| 4 | Black | 480-500 | 50 and 60 | 316MHS7 | 2CMA167632R1000 | 1 | 0.58 |
| 4 | Blue | 200-250 | 50 and 60 | 316MHS9 | 2CMA167633R1000 | 1 | 0.58 |
| 4 | Red | 440-460 | 60 | 316MHS11 | 2CMA167635R1000 | 1 | 0.58 |
| 3P+N+E | | | | | | | |
| 5 | Red | 346-415 | 50 and 60 | 416MHS6 * | 2CMA167640R1000 | 1 | 0.61 |



32 A, IP 44 Splashproof

Plastic enclosure (PBT)

Cable entry with knock-outs Ø 25 mm/M25. Cable area 2.5 - 10 mm²



| Terminals/ Poles | Color code | Voltage V | Frequency Hz | Type | Order Code | Pack | Weight kg/ea |
|---------------------|---------------|--------------|-----------------|-----------|-----------------|------|-----------------|
| 2P+E | | | | | | | |
| 3 | Yellow | 100-130 | 50 and 60 | 232MHS4 | 2CMA167668R1000 | 1 | 0.60 |
| 3 | Blue | 200-250 | 50 and 60 | 232MHS6 * | 2CMA167669R1000 | 1 | 0.60 |
| 3P+E | | | | | | | |
| 4 | Black | 600-690 | 50 and 60 | 332MHS5 | 2CMA167676R1000 | 1 | 0.63 |
| 4 | Red | 380-415 | 50 and 60 | 332MHS6 * | 2CMA167677R1000 | 1 | 0.63 |
| 4 | Black | 480-500 | 50 and 60 | 332MHS7 | 2CMA167678R1000 | 1 | 0.63 |
| 4 | Blue | 200-250 | 50 and 60 | 332MHS9 | 2CMA167679R1000 | 1 | 0.63 |
| 3P+N+E | | | | | | | |
| 5 | Red | 346-415 | 50 and 60 | 432MHS6 * | 2CMA167686R1000 | 1 | 0.66 |



63 A, IP 44 Splashproof

Plastic enclosure (PBT)

Cable entry with knock-outs x Ø 32 mm. Cable area 6 - 25 mm²



| Terminals/ Poles | Color code | Voltage V | Frequency Hz | Type | Order Code | Pack | Weight kg/ea |
|---------------------|---------------|--------------|-----------------|-----------|-----------------|------|-----------------|
| 2P+E | | | | | | | |
| 3 | Yellow | 100-130 | 50 and 60 | 263MHS4 | 2CMA167714R1000 | 1 | 2.00 |
| 3 | Blue | 200-250 | 50 and 60 | 263MHS6 | 2CMA167715R1000 | 1 | 2.00 |
| 3P+E | | | | | | | |
| 4 | Black | 600-690 | 50 and 60 | 363MHS5 | 2CMA167719R1000 | 1 | 2.00 |
| 4 | Red | 380-415 | 50 and 60 | 363MHS6 * | 2CMA167721R1000 | 1 | 2.00 |
| 4 | Black | 480-500 | 50 and 60 | 363MHS7 | 2CMA167722R1000 | 1 | 2.00 |
| 4 | Blue | 200-250 | 50 and 60 | 363MHS9 | 2CMA167723R1000 | 1 | 2.00 |
| 3P+N+E | | | | | | | |
| 5 | Red | 346-415 | 50 and 60 | 463MHS6 * | 2CMA167727R1000 | 1 | 2.10 |

- *) Indicates standard product.
 - The switch insert can be equipped with an auxiliary contact (see page 67).
 - The switch handle is padlockable (5-8 mm shackle).

- Accessories page 62
- Technical data page 74
- Dimensions page 77

Switched interlocked socket outlets

Horizontal



16 A, IP 67 Watertight

Plastic enclosure (PBT)

Cable entry with knock-outs Ø 25 mm up/M25 down. Cable area 1.5 - 4 mm²



| Terminals/ Poles | Color code | Voltage V | Frequency Hz | Type | Order Code | Pack | Weight kg/ea |
|---------------------|---------------|--------------|-----------------|------------|-----------------|------|-----------------|
| 2P+E | | | | | | | |
| 3 | Grey | | AC | 216MHS1W | 2CMA167804R1000 | 1 | 0.55 |
| 3 | Yellow | 100-130 | 50 and 60 | 216MHS4W | 2CMA167800R1000 | 1 | 0.55 |
| 3 | Blue | 200-250 | 50 and 60 | 216MHS6W * | 2CMA167801R1000 | 1 | 0.55 |
| 3 | Red | 380-415 | 50 and 60 | 216MHS9W | 2CMA167802R1000 | 1 | 0.55 |
| 3 | Grey | transf | 50 and 60 | 216MHS12W | 2CMA167803R1000 | 1 | 0.55 |

3P+E

| | | | | | | | |
|---|--------|---------|-----------|------------|-----------------|---|------|
| 4 | Grey | | AC | 316MHS1W | 2CMA167814R1000 | 1 | 0.58 |
| 4 | Green | >50 | >300-500 | 316MHS2W | 2CMA167805R1000 | 1 | 0.58 |
| 4 | Grey | 380/440 | 50/60 | 316MHS3W | 2CMA167806R1000 | 1 | 0.58 |
| 4 | Yellow | 100-130 | 50 and 60 | 316MHS4W | 2CMA167807R1000 | 1 | 0.58 |
| 4 | Black | 600-690 | 50 and 60 | 316MHS5W | 2CMA167808R1000 | 1 | 0.58 |
| 4 | Red | 380-415 | 50 and 60 | 316MHS6W * | 2CMA167809R1000 | 1 | 0.58 |
| 4 | Black | 480-500 | 50 and 60 | 316MHS7W | 2CMA167810R1000 | 1 | 0.58 |
| 4 | Blue | 200-250 | 50 and 60 | 316MHS9W | 2CMA167811R1000 | 1 | 0.58 |
| 4 | Green | >50 | 100-300 | 316MHS10W | 2CMA167812R1000 | 1 | 0.58 |
| 4 | Red | 440-460 | 60 | 316MHS11W | 2CMA167813R1000 | 1 | 0.58 |

3P+N+E

| | | | | | | | |
|---|--------|---------|-----------|------------|-----------------|---|------|
| 5 | Grey | | AC | 416MHS1W | 2CMA167822R1000 | 1 | 0.61 |
| 5 | Green | >50 | >300-500 | 416MHS2W | 2CMA167815R1000 | 1 | 0.61 |
| 5 | Grey | 380/440 | 50/60 | 416MHS3W | 2CMA167816R1000 | 1 | 0.61 |
| 5 | Yellow | 100-130 | 50 and 60 | 416MHS4W | 2CMA167817R1000 | 1 | 0.61 |
| 5 | Red | 346-415 | 50 and 60 | 416MHS6W * | 2CMA167818R1000 | 1 | 0.61 |
| 5 | Black | 480-500 | 50 and 60 | 416MHS7W | 2CMA167819R1000 | 1 | 0.61 |
| 5 | Blue | 208-250 | 50 and 60 | 416MHS9W | 2CMA167820R1000 | 1 | 0.61 |
| 5 | Red | 440-460 | 60 | 416MHS11W | 2CMA167821R1000 | 1 | 0.61 |

32 A, IP 67 Watertight

Plastic enclosure (PBT)

Cable entry with knock-outs Ø 25 mm up/M25 down. Cable area 2.5 - 10 mm²



| Terminals/ Poles | Color Code | Voltage V | Frequency Hz | Type | Order Code | Pack | Weight kg/ea |
|---------------------|---------------|--------------|-----------------|-----------|-----------------|------|-----------------|
| 2P+E | | | | | | | |
| 3 | Grey | | AC | 232MHS1W | 2CMA167851R1000 | 1 | 0.60 |
| 3 | Yellow | 100-130 | 50 and 60 | 232MHS4W | 2CMA167847R1000 | 1 | 0.60 |
| 3 | Blue | 200-250 | 50 and 60 | 232MHS6W | 2CMA167848R1000 | 1 | 0.60 |
| 3 | Red | 380-415 | 50 and 60 | 232MHS9W | 2CMA167849R1000 | 1 | 0.60 |
| 3 | Grey | transf | 50 and 60 | 232MHS12W | 2CMA167850R1000 | 1 | 0.60 |

3P+E

| | | | | | | | |
|---|--------|---------|-----------|-----------|-----------------|---|------|
| 4 | Grey | | AC | 332MHS1W | 2CMA167861R1000 | 1 | 0.63 |
| 4 | Green | >50 | >300-500 | 332MHS2W | 2CMA167852R1000 | 1 | 0.63 |
| 4 | Grey | 380/440 | 50/60 | 332MHS3W | 2CMA167853R1000 | 1 | 0.63 |
| 4 | Yellow | 100-130 | 50 and 60 | 332MHS4W | 2CMA167854R1000 | 1 | 0.63 |
| 4 | Black | 600-690 | 50 and 60 | 332MHS5W | 2CMA167855R1000 | 1 | 0.63 |
| 4 | Red | 380-415 | 50 and 60 | 332MHS6W | 2CMA167856R1000 | 1 | 0.63 |
| 4 | Black | 480-500 | 50 and 60 | 332MHS7W | 2CMA167857R1000 | 1 | 0.63 |
| 4 | Blue | 200-250 | 50 and 60 | 332MHS9W | 2CMA167858R1000 | 1 | 0.63 |
| 4 | Green | >50 | 100-300 | 332MHS10W | 2CMA167859R1000 | 1 | 0.63 |
| 4 | Red | 440-460 | 60 | 332MHS11W | 2CMA167860R1000 | 1 | 0.63 |

3P+N+E

| | | | | | | | |
|---|--------|---------|-----------|------------|-----------------|---|------|
| 5 | Grey | | AC | 432MHS1W | 2CMA167869R1000 | 1 | 0.66 |
| 5 | Green | >50 | >300-500 | 432MHS2W | 2CMA167862R1000 | 1 | 0.66 |
| 5 | Grey | 380/440 | 50/60 | 432MHS3W | 2CMA167863R1000 | 1 | 0.66 |
| 5 | Yellow | 100-130 | 50 and 60 | 432MHS4W | 2CMA167864R1000 | 1 | 0.66 |
| 5 | Red | 346-415 | 50 and 60 | 432MHS6W * | 2CMA167865R1000 | 1 | 0.66 |
| 5 | Black | 480-500 | 50 and 60 | 432MHS7W | 2CMA167866R1000 | 1 | 0.66 |
| 5 | Blue | 208-250 | 50 and 60 | 432MHS9W | 2CMA167867R1000 | 1 | 0.66 |
| 5 | Red | 440-460 | 60 | 432MHS11W | 2CMA167868R1000 | 1 | 0.66 |

*) Indicates standard product.

- The switch insert can be equipped with an auxiliary contact (see page 67).

- Accessoriespage 62
- Technical data.....page 74
- Dimensions.....page 77

Switched interlocked socket outlets

Horizontal



63 A, IP 67 Watertight

Plastic enclosure (PBT)

Cable entry with knock-outs 2 x Ø 32 mm. Cable area 6 - 25 mm²



| Terminals/ Poles | Color code | Voltage V | Frequency Hz | Type | Order Code | Pack | Weight kg/ea |
|---------------------|---------------|--------------|-----------------|------------|-----------------|------|-----------------|
| 2P+E | | | | | | | |
| 3 | Grey | | AC | 263MHS1W | 2CMA167896R1000 | 1 | 2.00 |
| 3 | Yellow | 100-130 | 50 and 60 | 263MHS4W | 2CMA167893R1000 | 1 | 2.00 |
| 3 | Blue | 200-250 | 50 and 60 | 263MHS6W | 2CMA167894R1000 | 1 | 2.00 |
| 3 | Red | 380-415 | 50 and 60 | 263MHS9W | 2CMA167895R1000 | 1 | 2.00 |
| 3P+E | | | | | | | |
| 4 | Grey | | AC | 363MHS1W | 2CMA167903R1000 | 1 | 2.00 |
| 4 | Yellow | 100-130 | 50 and 60 | 363MHS4W | 2CMA167897R1000 | 1 | 2.00 |
| 4 | Black | 600-690 | 50 and 60 | 363MHS5W | 2CMA167898R1000 | 1 | 2.00 |
| 4 | Red | 380-415 | 50 and 60 | 363MHS6W | 2CMA167899R1000 | 1 | 2.00 |
| 4 | Black | 480-500 | 50 and 60 | 363MHS7W | 2CMA167900R1000 | 1 | 2.00 |
| 4 | Blue | 200-250 | 50 and 60 | 363MHS9W | 2CMA167901R1000 | 1 | 2.00 |
| 4 | Red | 440-460 | 60 | 363MHS11W | 2CMA167902R1000 | 1 | 2.00 |
| 3P+N+E | | | | | | | |
| 5 | Grey | | AC | 463MHS1W | 2CMA167909R1000 | 1 | 2.10 |
| 5 | Yellow | 100-130 | 50 and 60 | 463MHS4W | 2CMA167904R1000 | 1 | 2.10 |
| 5 | Red | 346-415 | 50 and 60 | 463MHS6W * | 2CMA167905R1000 | 1 | 2.10 |
| 5 | Black | 480-500 | 50 and 60 | 463MHS7W | 2CMA167906R1000 | 1 | 2.10 |
| 5 | Blue | 208-250 | 50 and 60 | 463MHS9W | 2CMA167907R1000 | 1 | 2.10 |
| 5 | Red | 440-460 | 60 | 463MHS11W | 2CMA167908R1000 | 1 | 2.10 |

*) Indicates standard product..

- The switch insert can be equipped with an auxiliary contact (see page 67).
- The switch handle is padlockable. (5-8 mm shackle).

- Accessoriespage 62
- Technical data.....page 74
- Dimensions.....page 77

Switched interlocked socket outlets

Vertical



16 A, IP 44 Splashproof

Plastic enclosure (PBT)

Cable entry with knock-outs Ø 25 mm. Cable area 1.5 - 4 mm²



| Terminals/ Poles | Color code | Voltage V | Frequency Hz | Type | Order Code | Pack | Weight kg/ea |
|---------------------|---------------|--------------|-----------------|-----------|-----------------|------|-----------------|
| 2P+E | | | | | | | |
| 3 | Yellow | 100-130 | 50 and 60 | 216MVS4 | 2CMA167645R1000 | 1 | 0.63 |
| 3 | Blue | 200-250 | 50 and 60 | 216MVS6 * | 2CMA167646R1000 | 1 | 0.63 |
| 3P+E | | | | | | | |
| 4 | Yellow | 100-130 | 50 and 60 | 316MVS4 | 2CMA167652R1000 | 1 | 0.67 |
| 4 | Black | 600-690 | 50 and 60 | 316MVS5 | 2CMA167653R1000 | 1 | 0.67 |
| 4 | Red | 380-415 | 50 and 60 | 316MVS6 * | 2CMA167654R1000 | 1 | 0.67 |
| 4 | Black | 480-500 | 50 and 60 | 316MVS7 | 2CMA167655R1000 | 1 | 0.67 |
| 4 | Blue | 200-250 | 50 and 60 | 316MVS9 | 2CMA167656R1000 | 1 | 0.67 |
| 4 | Red | 440-460 | 60 | 316MVS11 | 2CMA167658R1000 | 1 | 0.67 |
| 3P+N+E | | | | | | | |
| 5 | Red | 346-415 | 50 and 60 | 416MVS6 * | 2CMA167663R1000 | 1 | 0.70 |



32 A, IP 44 Splashproof

Plastic enclosure (PBT)

Cable entry with knock-outs Ø 25 mm. Cable area 2.5 - 10 mm²



| Terminals/ Poles | Color code | Voltage V | Frequency Hz | Type | Order Code | Pack | Weight kg/ea |
|---------------------|---------------|--------------|-----------------|-----------|-----------------|------|-----------------|
| 2P+E | | | | | | | |
| 3 | Yellow | 100-130 | 50 and 60 | 232MVS4 | 2CMA167691R1000 | 1 | 0.69 |
| 3 | Blue | 200-250 | 50 and 60 | 232MVS6 | 2CMA167692R1000 | 1 | 0.69 |
| 3P+E | | | | | | | |
| 4 | Black | 600-690 | 50 and 60 | 332MVS5 | 2CMA167699R1000 | 1 | 0.72 |
| 4 | Red | 380-415 | 50 and 60 | 332MVS6 | 2CMA167700R1000 | 1 | 0.72 |
| 4 | Black | 480-500 | 50 and 60 | 332MVS7 | 2CMA167701R1000 | 1 | 0.72 |
| 4 | Blue | 200-250 | 50 and 60 | 332MVS9 | 2CMA167702R1000 | 1 | 0.72 |
| 3P+N+E | | | | | | | |
| 5 | Red | 346-415 | 50 and 60 | 432MVS6 * | 2CMA167709R1000 | 1 | 0.76 |

*) Indicates standard product.

- The switch insert can be equipped with an auxiliary contact (see page 67).

- The switch handle is padlockable (5-8 mm shackle).

- Accessoriespage 62
- Technical data.....page 74
- Dimensions.....page 78

Switched interlocked socket outlets

Vertical



16 A, IP 67 Watertight

Plastic enclosure (PBT)

Cable entry with knock-outs Ø 25 mm. Cable area 1.5 - 4 mm²



| Terminals/ Poles | Color code | Voltage V | Frequency Hz | Type | Order Code | Pack | Weight kg/ea |
|---------------------|---------------|--------------|-----------------|------------|-----------------|------|-----------------|
| 2P+E | | | | | | | |
| 3 | Grey | | AC | 216MVS1W | 2CMA167827R1000 | 1 | 0.63 |
| 3 | Yellow | 100-130 | 50 and 60 | 216MVS4W | 2CMA167823R1000 | 1 | 0.63 |
| 3 | Blue | 200-250 | 50 and 60 | 216MVS6W * | 2CMA167824R1000 | 1 | 0.63 |
| 3 | Red | 380-415 | 50 and 60 | 216MVS9W | 2CMA167825R1000 | 1 | 0.63 |
| 3 | Grey | transf | 50 and 60 | 216MVS12W | 2CMA167826R1000 | 1 | 0.63 |

3P+E

| | | | | | | | |
|---|--------|---------|-----------|------------|-----------------|---|------|
| 4 | Grey | | AC | 316MVS1W | 2CMA167838R1000 | 1 | 0.67 |
| 4 | Green | >50 | >300-500 | 316MVS2W | 2CMA167828R1000 | 1 | 0.67 |
| 4 | Grey | 380/440 | 50/60 | 316MVS3W | 2CMA167829R1000 | 1 | 0.67 |
| 4 | Yellow | 100-130 | 50 and 60 | 316MVS4W | 2CMA167830R1000 | 1 | 0.67 |
| 4 | Black | 600-690 | 50 and 60 | 316MVS5W | 2CMA167831R1000 | 1 | 0.67 |
| 4 | Red | 380-415 | 50 and 60 | 316MVS6W * | 2CMA167832R1000 | 1 | 0.67 |
| 4 | Black | 480-500 | 50 and 60 | 316MVS7W | 2CMA167833R1000 | 1 | 0.67 |
| 4 | Blue | 200-250 | 50 and 60 | 316MVS9W | 2CMA167834R1000 | 1 | 0.67 |
| 4 | Green | >50 | 100-300 | 316MVS10W | 2CMA167835R1000 | 1 | 0.67 |
| 4 | Red | 440-460 | 60 | 316MVS11W | 2CMA167836R1000 | 1 | 0.67 |

3P+N+E

| | | | | | | | |
|---|--------|---------|-----------|------------|-----------------|---|------|
| 5 | Grey | | AC | 416MVS1W | 2CMA167846R1000 | 1 | 0.70 |
| 5 | Green | >50 | >300-500 | 416MVS2W | 2CMA167839R1000 | 1 | 0.70 |
| 5 | Grey | 380/440 | 50/60 | 416MVS3W | 2CMA167840R1000 | 1 | 0.70 |
| 5 | Yellow | 100-130 | 50 and 60 | 416MVS4W | 2CMA167841R1000 | 1 | 0.70 |
| 5 | Red | 346-415 | 50 and 60 | 416MVS6W * | 2CMA167842R1000 | 1 | 0.70 |
| 5 | Black | 480-500 | 50 and 60 | 416MVS7W | 2CMA167843R1000 | 1 | 0.70 |
| 5 | Blue | 208-250 | 50 and 60 | 416MVS9W | 2CMA167844R1000 | 1 | 0.70 |
| 5 | Red | 440-460 | 60 | 416MVS11W | 2CMA167845R1000 | 1 | 0.70 |

*1) Indicates standard product.



32 A, IP 67 Watertight

Plastic enclosure (PBT)

Cable entry with knock-outs Ø 25 mm. Cable area 2.5 - 10 mm²



| Terminals/ Poles | Color Code | Voltage V | Frequency Hz | Type | Order Code | Pack | Weight kg/ea |
|---------------------|---------------|--------------|-----------------|-----------|-----------------|------|-----------------|
| 2P+E | | | | | | | |
| 3 | Grey | | AC | 232MVS1W | 2CMA167874R1000 | 1 | 0.69 |
| 3 | Yellow | 100-130 | 50 and 60 | 232MVS4W | 2CMA167870R1000 | 1 | 0.69 |
| 3 | Blue | 200-250 | 50 and 60 | 232MVS6W | 2CMA167871R1000 | 1 | 0.69 |
| 3 | Red | 380-415 | 50 and 60 | 232MVS9W | 2CMA167872R1000 | 1 | 0.69 |
| 3 | Grey | transf | 50 and 60 | 232MVS12W | 2CMA167873R1000 | 1 | 0.69 |

3P+E

| | | | | | | | |
|---|--------|---------|-----------|-----------|-----------------|---|------|
| 4 | Grey | | AC | 332MVS1W | 2CMA167884R1000 | 1 | 0.72 |
| 4 | Green | >50 | >300-500 | 332MVS2W | 2CMA167875R1000 | 1 | 0.72 |
| 4 | Grey | 380/440 | 50/60 | 332MVS3W | 2CMA167876R1000 | 1 | 0.72 |
| 4 | Yellow | 100-130 | 50 and 60 | 332MVS4W | 2CMA167877R1000 | 1 | 0.72 |
| 4 | Black | 600-690 | 50 and 60 | 332MVS5W | 2CMA167878R1000 | 1 | 0.72 |
| 4 | Red | 380-415 | 50 and 60 | 332MVS6W | 2CMA167879R1000 | 1 | 0.72 |
| 4 | Black | 480-500 | 50 and 60 | 332MVS7W | 2CMA167880R1000 | 1 | 0.72 |
| 4 | Blue | 200-250 | 50 and 60 | 332MVS9W | 2CMA167881R1000 | 1 | 0.72 |
| 4 | Green | >50 | 100-300 | 332MVS10W | 2CMA167882R1000 | 1 | 0.72 |
| 4 | Red | 440-460 | 60 | 332MVS11W | 2CMA167883R1000 | 1 | 0.72 |

3P+N+E

| | | | | | | | |
|---|--------|---------|-----------|-----------|-----------------|---|------|
| 5 | Grey | | AC | 432MVS1W | 2CMA167892R1000 | 1 | 0.76 |
| 5 | Green | >50 | >300-500 | 432MVS2W | 2CMA167885R1000 | 1 | 0.76 |
| 5 | Grey | 380/440 | 50/60 | 432MVS3W | 2CMA167886R1000 | 1 | 0.76 |
| 5 | Yellow | 100-130 | 50 and 60 | 432MVS4W | 2CMA167887R1000 | 1 | 0.76 |
| 5 | Red | 346-415 | 50 and 60 | 432MVS6W | 2CMA167888R1000 | 1 | 0.76 |
| 5 | Black | 480-500 | 50 and 60 | 432MVS7W | 2CMA167889R1000 | 1 | 0.76 |
| 5 | Blue | 208-250 | 50 and 60 | 432MVS9W | 2CMA167890R1000 | 1 | 0.76 |
| 5 | Red | 440-460 | 60 | 432MVS11W | 2CMA167891R1000 | 1 | 0.76 |

- The switch insert can be equipped with an auxiliary contact (see page 67).
- The switch handle is padlockable. (5-8 mm shackle).

- Accessories page 62
- Technical data page 74
- Dimensions page 78

Switched interlocked socket outlets

With protection



16 A, IP 67 Watertight

Plastic enclosure (PBT). Contains MCB series S201/S203 characteristic C.
Cable entry with knock-outs 2x Ø 25 mm. Cable area 1.5 - 10 mm²



| Terminals/ Poles | Color code | Voltage V | Frequency Hz | Type | Order Code | Pack | Weight kg/ea |
|---------------------|---------------|--------------|-----------------|-----------|-----------------|------|-----------------|
| 2P+E | | | | | | | |
| 3 | Yellow | 100-130 | 50 and 60 | 216MPM4W | 2CMA167948R1000 | 1 | 1.74 |
| 3 | Blue | 200-250 | 50 and 60 | 216MPM6W | 2CMA167949R1000 | 1 | 1.74 |
| 3 | Red | 380-415 | 50 and 60 | 216MPM9W | 2CMA167950R1000 | 1 | 1.74 |
| 3 | Grey | transf | 50 and 60 | 216MPM12W | 2CMA167951R1000 | 1 | 1.74 |
| 3P+E | | | | | | | |
| 4 | Green | >50 | >300-500 | 316MPM2W | 2CMA167953R1000 | 1 | 1.77 |
| 4 | Grey | 380/440 | 50/60 | 316MPM3W | 2CMA167954R1000 | 1 | 1.77 |
| 4 | Yellow | 100-130 | 50 and 60 | 316MPM4W | 2CMA167955R1000 | 1 | 1.77 |
| 4 | Black | 600-690 | 50 and 60 | 316MPM5W | 2CMA167956R1000 | 1 | 1.77 |
| 4 | Red | 380-415 | 50 and 60 | 316MPM6W | 2CMA167957R1000 | 1 | 1.77 |
| 4 | Black | 480-500 | 50 and 60 | 316MPM7W | 2CMA167958R1000 | 1 | 1.77 |
| 4 | Blue | 200-250 | 50 and 60 | 316MPM9W | 2CMA167959R1000 | 1 | 1.77 |
| 4 | Green | >50 | 100-300 | 316MPM10W | 2CMA167960R1000 | 1 | 1.77 |
| 4 | Red | 440-460 | 60 | 316MPM11W | 2CMA167961R1000 | 1 | 1.77 |
| 3P+N+E | | | | | | | |
| 5 | Green | >50 | >300-500 | 416MPM2W | 2CMA167963R1000 | 1 | 1.79 |
| 5 | Grey | 380/440 | 50/60 | 416MPM3W | 2CMA167964R1000 | 1 | 1.79 |
| 5 | Yellow | 100-130 | 50 and 60 | 416MPM4W | 2CMA167965R1000 | 1 | 1.79 |
| 5 | Red | 346-415 | 50 and 60 | 416MPM6W | 2CMA167966R1000 | 1 | 1.79 |
| 5 | Black | 480-500 | 50 and 60 | 416MPM7W | 2CMA167967R1000 | 1 | 1.79 |
| 5 | Blue | 208-250 | 50 and 60 | 416MPM9W | 2CMA167968R1000 | 1 | 1.79 |
| 5 | Red | 440-460 | 60 | 416MPM11W | 2CMA167969R1000 | 1 | 1.79 |



32 A, IP 67 Watertight

Plastic enclosure (PBT). Contains MCB series S201/S203 characteristic C.
Cable entry with knock-outs 2x Ø 25 mm. Cable area 2.5 - 10 mm²



| Terminals/ Poles | Color Code | Voltage V | Frequency Hz | Type | Order Code | Pack | Weight kg/ea |
|---------------------|---------------|--------------|-----------------|-----------|-----------------|------|-----------------|
| 2P+E | | | | | | | |
| 3 | Yellow | 100-130 | 50 and 60 | 232MPM4W | 2CMA168007R1000 | 1 | 1.80 |
| 3 | Blue | 200-250 | 50 and 60 | 232MPM6W | 2CMA168008R1000 | 1 | 1.80 |
| 3 | Red | 380-415 | 50 and 60 | 232MPM9W | 2CMA168009R1000 | 1 | 1.80 |
| 3 | Grey | transf | 50 and 60 | 232MPM12W | 2CMA168010R1000 | 1 | 1.80 |
| 3P+E | | | | | | | |
| 4 | Green | >50 | >300-500 | 332MPM2W | 2CMA168012R1000 | 1 | 1.81 |
| 4 | Grey | 380/440 | 50/60 | 332MPM3W | 2CMA168013R1000 | 1 | 1.81 |
| 4 | Yellow | 100-130 | 50 and 60 | 332MPM4W | 2CMA168014R1000 | 1 | 1.81 |
| 4 | Black | 600-690 | 50 and 60 | 332MPM5W | 2CMA168015R1000 | 1 | 1.81 |
| 4 | Red | 380-415 | 50 and 60 | 332MPM6W | 2CMA168016R1000 | 1 | 1.81 |
| 4 | Black | 480-500 | 50 and 60 | 332MPM7W | 2CMA168017R1000 | 1 | 1.81 |
| 4 | Blue | 200-250 | 50 and 60 | 332MPM9W | 2CMA168018R1000 | 1 | 1.81 |
| 4 | Green | >50 | 100-300 | 332MPM10W | 2CMA168019R1000 | 1 | 1.81 |
| 4 | Red | 440-460 | 60 | 332MPM11W | 2CMA168020R1000 | 1 | 1.81 |
| 3P+N+E | | | | | | | |
| 5 | Green | >50 | >300-500 | 432MPM2W | 2CMA168022R1000 | 1 | 1.83 |
| 5 | Grey | 380/440 | 50/60 | 432MPM3W | 2CMA168023R1000 | 1 | 1.83 |
| 5 | Yellow | 100-130 | 50 and 60 | 432MPM4W | 2CMA168024R1000 | 1 | 1.83 |
| 5 | Red | 346-415 | 50 and 60 | 432MPM6W | 2CMA168025R1000 | 1 | 1.83 |
| 5 | Black | 480-500 | 50 and 60 | 432MPM7W | 2CMA168026R1000 | 1 | 1.83 |
| 5 | Blue | 208-250 | 50 and 60 | 432MPM9W | 2CMA168027R1000 | 1 | 1.83 |
| 5 | Red | 440-460 | 60 | 432MPM11W | 2CMA168028R1000 | 1 | 1.83 |

- Accessoriespage 62
- Technical data.....page 74
- Dimensions.....page 79

- The switch insert can be equipped with an auxiliary contact (see page 67).
- The switch handle is padlockable (5-8 mm shackle).

Switched interlocked socket outlets

With protection



16 A, IP 44 Splashproof

Plastic enclosure (PBT). Contains RCD 25 A / 0.03 A, type A.

Cable entry with knock-outs 2 x Ø 25 mm. Cable area 1.5 - 4 mm²



| Terminals/ Poles | Color code | Voltage V | Frequency Hz | Type | Order Code | Pack | Weight kg/ea |
|---------------------|---------------|--------------|-----------------|---------|-----------------|------|-----------------|
| 2P+E | | | | | | | |
| 3 | Blue | 200-250 | 50 and 60 | 216MPR6 | 2CMA167756R1000 | 1 | 1.71 |
| 3P+E | | | | | | | |
| 4 | Red | 380-415 | 50 and 60 | 316MPR6 | 2CMA167764R1000 | 1 | 1.74 |
| 4 | Blue | 200-250 | 50 and 60 | 316MPR9 | 2CMA167766R1000 | 1 | 1.74 |
| 3P+N+E | | | | | | | |
| 5 | Red | 346-415 | 50 and 60 | 416MPR6 | 2CMA167772R1000 | 1 | 1.76 |



32 A, IP 44 Splashproof

Plastic enclosure (PBT). Contains RCD 40 A / 0.03 A, type A.

Cable entry with knock-outs 2 x Ø 25 mm. Cable area 2.5 - 10 mm²



| Terminals/ Poles | Color code | Voltage V | Frequency Hz | Type | Order Code | Pack | Weight kg/ea |
|---------------------|---------------|--------------|-----------------|---------|-----------------|------|-----------------|
| 2P+E | | | | | | | |
| 3 | Blue | 200-250 | 50 and 60 | 232MPR6 | 2CMA167778R1000 | 1 | 1.77 |
| 3P+E | | | | | | | |
| 4 | Red | 380-415 | 50 and 60 | 332MPR6 | 2CMA167786R1000 | 1 | 1.78 |
| 4 | Blue | 200-250 | 50 and 60 | 332MPR9 | 2CMA167788R1000 | 1 | 1.78 |
| 3P+N+E | | | | | | | |
| 5 | Red | 346-415 | 50 and 60 | 432MPR6 | 2CMA167795R1000 | 1 | 1.80 |

- The switch insert can be equipped with an auxiliary contact (see page 67).
- The switch handle is padlockable (5-8 mm shackle).

- Accessoriespage 62
- Technical data.....page 74
- Dimensions.....page 79

Switched interlocked socket outlets

With protection



16 A, IP 67 Watertight

Plastic enclosure (PBT). Contains RCD 25 A / 0.03 A, type A.

Cable entry with knock-outs 2 x Ø 25 mm. Cable area 1.5 - 4 mm²



| Terminals/ Poles | Color code | Voltage V | Frequency Hz | Type | Order Code | Pack | Weight kg/ea |
|---------------------|---------------|--------------|-----------------|-----------|-----------------|------|-----------------|
| 2P+E | | | | | | | |
| 3 | Yellow | 100-130 | 50 and 60 | 216MPR4W | 2CMA168057R1000 | 1 | 1.74 |
| 3 | Blue | 200-250 | 50 and 60 | 216MPR6W | 2CMA168058R1000 | 1 | 1.74 |
| 3 | Grey | transf | 50 and 60 | 216MPR12W | 2CMA168060R1000 | 1 | 1.74 |
| 3P+E | | | | | | | |
| 4 | Yellow | 100-130 | 50 and 60 | 316MPR4W | 2CMA168064R1000 | 1 | 1.77 |
| 4 | Red | 380-415 | 50 and 60 | 316MPR6W | 2CMA168066R1000 | 1 | 1.77 |
| 4 | Blue | 200-250 | 50 and 60 | 316MPR9W | 2CMA168068R1000 | 1 | 1.77 |
| 3P+N+E | | | | | | | |
| 5 | Yellow | 100-130 | 50 and 60 | 416MPR4W | 2CMA168074R1000 | 1 | 1.79 |
| 5 | Red | 346-415 | 50 and 60 | 416MPR6W | 2CMA168075R1000 | 1 | 1.79 |
| 5 | Blue | 208-250 | 50 and 60 | 416MPR9W | 2CMA168077R1000 | 1 | 1.79 |



32 A, IP 67 Watertight

Plastic enclosure (PBT). Contains RCD 40 A / 0.03 A, type A.

Cable entry with knock-outs 2 x Ø 25 mm. Cable area 2.5 - 10 mm²



| Terminals/ Poles | Color Code | Voltage V | Frequency Hz | Type | Order Code | Pack | Weight kg/ea |
|---------------------|---------------|--------------|-----------------|-----------|-----------------|------|-----------------|
| 2P+E | | | | | | | |
| 3 | Yellow | 100-130 | 50 and 60 | 232MPR4W | 2CMA168080R1000 | 1 | 1.80 |
| 3 | Blue | 200-250 | 50 and 60 | 232MPR6W | 2CMA168081R1000 | 1 | 1.80 |
| 3 | Grey | transf | 50 and 60 | 232MPR12W | 2CMA168083R1000 | 1 | 1.80 |
| 3P+E | | | | | | | |
| 4 | Yellow | 100-130 | 50 and 60 | 332MPR4W | 2CMA168087R1000 | 1 | 1.81 |
| 4 | Red | 380-415 | 50 and 60 | 332MPR6W | 2CMA168089R1000 | 1 | 1.81 |
| 4 | Blue | 200-250 | 50 and 60 | 332MPR9W | 2CMA168091R1000 | 1 | 1.81 |
| 3P+N+E | | | | | | | |
| 5 | Yellow | 100-130 | 50 and 60 | 432MPR4W | 2CMA168097R1000 | 1 | 1.83 |
| 5 | Red | 346-415 | 50 and 60 | 432MPR6W | 2CMA168098R1000 | 1 | 1.83 |
| 5 | Blue | 208-250 | 50 and 60 | 432MPR9W | 2CMA168100R1000 | 1 | 1.83 |

- The switch insert can be equipped with an auxiliary contact (see page 67).

- Accessoriespage 62
- Technical data.....page 74
- Dimensions.....page 79

Switched interlocked socket outlets

With protection



16 A, IP 67 Watertight

Plastic enclosure (PBT). Cable entry with knock-outs 2 x Ø 25 mm.
Cable area 1.5 - 10 mm². Delivered without MCB/RCD. Space for 4 modules.



| Terminals/ Poles | Color code | Voltage V | Frequency Hz | Type | Order Code | Pack | Weight kg/ea |
|---------------------|---------------|--------------|-----------------|----------|-----------------|------|-----------------|
| 2P+E | | | | | | | |
| 3 | Blue | 200-250 | 50 and 60 | 216MP6WP | 2CMA162878R1000 | 1 | 0.82 |
| 3P+N+E | | | | | | | |
| 5 | Red | 346-415 | 50 and 60 | 416MP6WP | 2CMA162895R1000 | 1 | 0.94 |

32 A, IP 67 Watertight

Plastic enclosure (PBT). Cable entry with knock-outs 2 x Ø 25 mm.
Cable area 2.5 - 10 mm². Delivered without MCB/RCD. Space for 4 modules.



| Terminals/ Poles | Color code | Voltage V | Frequency Hz | Type | Order Code | Pack | Weight kg/ea |
|---------------------|---------------|--------------|-----------------|----------|-----------------|------|-----------------|
| 2P+E | | | | | | | |
| 3 | Blue | 200-250 | 50 and 60 | 232MP6WP | 2CMA163172R1000 | 1 | 0.85 |
| 3P+N+E | | | | | | | |
| 5 | Red | 346-415 | 50 and 60 | 432MP6WP | 2CMA163193R1000 | 1 | 0.97 |

- The switch handle is padlockable (5-8 mm shackle).
- The switch insert can be equipped with an auxiliary contact (see page 67).

- Accessoriespage 62
- Technical data.....page 74
- Dimensions.....page 79

Surface socket outlets

Plastic enclosed



16 A, IP 44 Splashproof

Plastic enclosure (PA). Flexible membrane and metric threaded M20 insert for top cable entry. Rear knock-out cable entry. Cable area 1.5 - 4 mm²



| Terminals/ Poles | Color code | Voltage V | Frequency Hz | Type | Order Code | Pack | Weight kg/ea |
|---------------------|---------------|--------------|-----------------|----------|-----------------|------|-----------------|
| 2P+E | | | | | | | |
| 3 | Yellow | 100-130 | 50 and 60 | 216RS4 * | 2CMA193097R1000 | 10 | 0.22 |
| 3 | Blue | 200-250 | 50 and 60 | 216RS6 * | 2CMA193098R1000 | 10 | 0.22 |
| 3P+E | | | | | | | |
| 4 | Yellow | 100-130 | 50 and 60 | 316RS4 | 2CMA193104R1000 | 10 | 0.24 |
| 4 | Black | 600-690 | 50 and 60 | 316RS5 | 2CMA193105R1000 | 10 | 0.24 |
| 4 | Red | 380-415 | 50 and 60 | 316RS6 * | 2CMA193106R1000 | 10 | 0.24 |
| 4 | Black | 480-500 | 50 and 60 | 316RS7 * | 2CMA193107R1000 | 10 | 0.24 |
| 4 | Blue | 200-250 | 50 and 60 | 316RS9 | 2CMA193108R1000 | 10 | 0.24 |
| 4 | Red | 440-460 | 60 | 316RS11 | 2CMA193110R1000 | 10 | 0.24 |
| 3P+N+E | | | | | | | |
| 5 | Red | 346-415 | 50 and 60 | 416RS6 * | 2CMA193115R1000 | 10 | 0.26 |



32 A, IP 44 Splashproof

Plastic enclosure (PA). Flexible membrane and metric threaded M25 insert for top cable entry. Rear knock-out cable entry. Cable area 2.5 - 10 mm²



| Terminals/ Poles | Color code | Voltage V | Frequency Hz | Type | Order Code | Pack | Weight kg/ea |
|---------------------|---------------|--------------|-----------------|----------|-----------------|------|-----------------|
| 2P+E | | | | | | | |
| 3 | Yellow | 100-130 | 50 and 60 | 232RS4 | 2CMA193121R1000 | 10 | 0.30 |
| 3 | Blue | 200-250 | 50 and 60 | 232RS6 * | 2CMA193122R1000 | 10 | 0.30 |
| 3P+E | | | | | | | |
| 4 | Black | 600-690 | 50 and 60 | 332RS5 | 2CMA193129R1000 | 10 | 0.32 |
| 4 | Red | 380-415 | 50 and 60 | 332RS6 * | 2CMA193130R1000 | 10 | 0.32 |
| 4 | Black | 480-500 | 50 and 60 | 332RS7 | 2CMA193131R1000 | 10 | 0.32 |
| 4 | Blue | 200-250 | 50 and 60 | 332RS9 | 2CMA193132R1000 | 10 | 0.32 |
| 3P+N+E | | | | | | | |
| 5 | Red | 346-415 | 50 and 60 | 432RS6 * | 2CMA193139R1000 | 10 | 0.34 |



63A, IP 44 Splashproof

Plastic enclosure (PBT)

Cable entry M32, alternative rear knock-out. Cable area 6 - 25 mm²



| Terminals/ Poles | Color code | Voltage V | Frequency Hz | Type | Order Code | Pack | Weight kg/ea |
|---------------------|---------------|--------------|-----------------|----------|-----------------|------|-----------------|
| 2P+E | | | | | | | |
| 3 | Yellow | 100-130 | 50 and 60 | 263RS4 | 2CMA167474R1000 | 1 | 0.95 |
| 3 | Blue | 200-250 | 50 and 60 | 263RS6 | 2CMA167476R1000 | 1 | 0.95 |
| 3P+E | | | | | | | |
| 4 | Black | 600-690 | 50 and 60 | 363RS5 | 2CMA167496R1000 | 1 | 0.99 |
| 4 | Red | 380-415 | 50 and 60 | 363RS6 * | 2CMA167498R1000 | 1 | 0.99 |
| 4 | Black | 480-500 | 50 and 60 | 363RS7 | 2CMA167500R1000 | 1 | 0.99 |
| 4 | Blue | 200-250 | 50 and 60 | 363RS9 | 2CMA167502R1000 | 1 | 0.99 |
| 3P+N+E | | | | | | | |
| 5 | Red | 346-415 | 50 and 60 | 463RS6 * | 2CMA167484R1000 | 1 | 1.05 |

*) Indicates standard product.

- Accessoriespage 62
- Technical data.....page 74
- Dimensions.....page 76

Surface socket outlets

Plastic enclosed



16 A, IP 67 Watertight

Plastic enclosure (PBT)

Cable entry Ø 25 mm. Cable area 1.5 - 4 mm²



| Terminals/ Poles | Color code | Voltage V | Frequency Hz | Type | Order Code | Pack | Weight kg/ea |
|---------------------|---------------|--------------|-----------------|-----------|-----------------|------|-----------------|
| 2P+E | | | | | | | |
| 3 | Grey | >50-250 | DC | 216RS3W | 2CMA167147R1000 | 1 | 0.34 |
| 3 | Yellow | 100-130 | 50 and 60 | 216RS4W | 2CMA167148R1000 | 1 | 0.34 |
| 3 | Blue | 200-250 | 50 and 60 | 216RS6W * | 2CMA167149R1000 | 1 | 0.34 |
| 3 | Red | 380-415 | 50 and 60 | 216RS9W | 2CMA167150R1000 | 1 | 0.34 |
| 3 | Grey | transf | 50 and 60 | 216RS12W | 2CMA167151R1000 | 1 | 0.34 |
| 3 | Grey | | AC | 216RS1W | 2CMA167152R1000 | 1 | 0.34 |
| 3P+E | | | | | | | |
| 4 | Green | >50 | >300-500 | 316RS2W | 2CMA167153R1000 | 1 | 0.37 |
| 4 | Grey | 380/440 | 50/60 | 316RS3W | 2CMA167154R1000 | 1 | 0.37 |
| 4 | Yellow | 100-130 | 50 and 60 | 316RS4W | 2CMA167155R1000 | 1 | 0.37 |
| 4 | Black | 600-690 | 50 and 60 | 316RS5W | 2CMA167156R1000 | 1 | 0.37 |
| 4 | Red | 380-415 | 50 and 60 | 316RS6W * | 2CMA167157R1000 | 1 | 0.37 |
| 4 | Black | 480-500 | 50 and 60 | 316RS7W | 2CMA167158R1000 | 1 | 0.37 |
| 4 | Blue | 200-250 | 50 and 60 | 316RS9W | 2CMA167159R1000 | 1 | 0.37 |
| 4 | Green | >50 | 100-300 | 316RS10W | 2CMA167160R1000 | 1 | 0.37 |
| 4 | Red | 440-460 | 60 | 316RS11W | 2CMA167161R1000 | 1 | 0.37 |
| 4 | Grey | | AC | 316RS1W | 2CMA167162R1000 | 1 | 0.37 |

3P+N+E

| | | | | | | | |
|---|--------|---------|-----------|-----------|-----------------|---|------|
| 5 | Green | >50 | >300-500 | 416RS2W | 2CMA167163R1000 | 1 | 0.40 |
| 5 | Grey | 380/440 | 50/60 | 416RS3W | 2CMA167164R1000 | 1 | 0.40 |
| 5 | Yellow | 100-130 | 50 and 60 | 416RS4W | 2CMA167165R1000 | 1 | 0.40 |
| 5 | Red | 346-415 | 50 and 60 | 416RS6W * | 2CMA167166R1000 | 1 | 0.40 |
| 5 | Black | 480-500 | 50 and 60 | 416RS7W | 2CMA167167R1000 | 1 | 0.40 |
| 5 | Blue | 208-250 | 50 and 60 | 416RS9W | 2CMA167168R1000 | 1 | 0.40 |
| 5 | Red | 440-460 | 60 | 416RS11W | 2CMA167169R1000 | 1 | 0.40 |
| 5 | Grey | | AC | 416RS1W | 2CMA167170R1000 | 1 | 0.40 |

32 A, IP 67 Watertight

Plastic enclosure (PBT)

Cable entry Ø 25 mm. Cable area 2.5 - 10 mm²



| Terminals/ Poles | Color Code | Voltage V | Frequency Hz | Type | Order Code | Pack | Weight kg/ea |
|---------------------|---------------|--------------|-----------------|-----------|-----------------|------|-----------------|
| 2P+E | | | | | | | |
| 3 | Yellow | 100-130 | 50 and 60 | 232RS4W | 2CMA167171R1000 | 1 | 0.41 |
| 3 | Blue | 200-250 | 50 and 60 | 232RS6W * | 2CMA167172R1000 | 1 | 0.41 |
| 3 | Red | 380-415 | 50 and 60 | 232RS9W | 2CMA167173R1000 | 1 | 0.41 |
| 3 | Grey | transf | 50 and 60 | 232RS12W | 2CMA167174R1000 | 1 | 0.41 |
| 3 | Grey | | AC | 232RS1W | 2CMA167175R1000 | 1 | 0.41 |
| 3P+E | | | | | | | |
| 4 | Green | >50 | >300-500 | 332RS2W | 2CMA167176R1000 | 1 | 0.43 |
| 4 | Grey | 380/440 | 50/60 | 332RS3W | 2CMA167177R1000 | 1 | 0.43 |
| 4 | Yellow | 100-130 | 50 and 60 | 332RS4W | 2CMA167178R1000 | 1 | 0.43 |
| 4 | Black | 600-690 | 50 and 60 | 332RS5W | 2CMA167179R1000 | 1 | 0.43 |
| 4 | Red | 380-415 | 50 and 60 | 332RS6W * | 2CMA167180R1000 | 1 | 0.43 |
| 4 | Black | 480-500 | 50 and 60 | 332RS7W | 2CMA167181R1000 | 1 | 0.43 |
| 4 | Blue | 200-250 | 50 and 60 | 332RS9W | 2CMA167182R1000 | 1 | 0.43 |
| 4 | Green | >50 | 100-300 | 332RS10W | 2CMA167183R1000 | 1 | 0.43 |
| 4 | Red | 440-460 | 60 | 332RS11W | 2CMA167184R1000 | 1 | 0.43 |
| 4 | Grey | | AC | 332RS1W | 2CMA167185R1000 | 1 | 0.43 |

3P+N+E

| | | | | | | | |
|---|--------|---------|-----------|-----------|-----------------|---|------|
| 5 | Green | >50 | >300-500 | 432RS2W | 2CMA167186R1000 | 1 | 0.48 |
| 5 | Grey | 380/440 | 50/60 | 432RS3W | 2CMA167187R1000 | 1 | 0.48 |
| 5 | Yellow | 100-130 | 50 and 60 | 432RS4W | 2CMA167188R1000 | 1 | 0.48 |
| 5 | Red | 346-415 | 50 and 60 | 432RS6W * | 2CMA167189R1000 | 1 | 0.48 |
| 5 | Black | 480-500 | 50 and 60 | 432RS7W | 2CMA167190R1000 | 1 | 0.48 |
| 5 | Blue | 208-250 | 50 and 60 | 432RS9W | 2CMA167191R1000 | 1 | 0.48 |
| 5 | Red | 440-460 | 60 | 432RS11W | 2CMA167192R1000 | 1 | 0.48 |
| 5 | Grey | | AC | 432RS1W | 2CMA167193R1000 | 1 | 0.48 |

*) Indicates standard product.

- Accessoriespage 62
- Technical data.....page 74
- Dimensions.....page 76

Surface socket outlets

Plastic enclosed



63 A, IP 67 Watertight

Plastic enclosure (PBT)

Cable entry Ø 32 mm. Cable area 6 - 25 mm²



| Terminals/ Poles | Color code | Voltage V | Frequency Hz | Type | Order Code | Pack | Weight kg/ea |
|---------------------|---------------|--------------|-----------------|-----------|-----------------|------|-----------------|
| 2P+E | | | | | | | |
| 3 | Grey | | AC | 263RS1W | 2CMA167310R1000 | 1 | 1.00 |
| 3 | Yellow | 100-130 | 50 and 60 | 263RS4W | 2CMA167304R1000 | 1 | 1.00 |
| 3 | Blue | 200-250 | 50 and 60 | 263RS6W | 2CMA167306R1000 | 1 | 1.00 |
| 3 | Red | 380-415 | 50 and 60 | 263RS9W | 2CMA167308R1000 | 1 | 1.00 |
| 3P+E | | | | | | | |
| 4 | Grey | | AC | 363RS1W | 2CMA167324R1000 | 1 | 1.07 |
| 4 | Yellow | 100-130 | 50 and 60 | 363RS4W | 2CMA167312R1000 | 1 | 1.07 |
| 4 | Black | 600-690 | 50 and 60 | 363RS5W | 2CMA167314R1000 | 1 | 1.07 |
| 4 | Red | 380-415 | 50 and 60 | 363RS6W | 2CMA167316R1000 | 1 | 1.07 |
| 4 | Black | 480-500 | 50 and 60 | 363RS7W | 2CMA167318R1000 | 1 | 1.07 |
| 4 | Blue | 200-250 | 50 and 60 | 363RS9W | 2CMA167320R1000 | 1 | 1.07 |
| 4 | Red | 440-460 | 60 | 363RS11W | 2CMA167322R1000 | 1 | 1.07 |
| 3P+N+E | | | | | | | |
| 5 | Grey | | AC | 463RS1W | 2CMA167336R1000 | 1 | 1.15 |
| 5 | Yellow | 100-130 | 50 and 60 | 463RS4W | 2CMA167326R1000 | 1 | 1.15 |
| 5 | Red | 346-415 | 50 and 60 | 463RS6W * | 2CMA167328R1000 | 1 | 1.15 |
| 5 | Black | 480-500 | 50 and 60 | 463RS7W | 2CMA167330R1000 | 1 | 1.15 |
| 5 | Blue | 208-250 | 50 and 60 | 463RS9W | 2CMA167332R1000 | 1 | 1.15 |
| 5 | Red | 440-460 | 60 | 463RS11W | 2CMA167334R1000 | 1 | 1.15 |



125 A, IP 67 Watertight

Plastic enclosure (PBT)

Cable entry Ø 50 mm. Cable area 16 - 70 mm²



| Terminals/ Poles | Color Code | Voltage V | Frequency Hz | Type | Order Code | Pack | Weight kg/ea |
|---------------------|---------------|--------------|-----------------|------------|-----------------|------|-----------------|
| 2P+E | | | | | | | |
| 3 | Grey | | AC | 2125RS1W | 2CMA167248R1000 | 1 | 1.45 |
| 3 | Yellow | 100-130 | 50 and 60 | 2125RS4W | 2CMA167244R1000 | 1 | 1.45 |
| 3 | Blue | 200-250 | 50 and 60 | 2125RS6W | 2CMA167246R1000 | 1 | 1.45 |
| 3P+E | | | | | | | |
| 4 | Grey | | AC | 3125RS1W | 2CMA167260R1000 | 1 | 1.55 |
| 4 | Yellow | 100-130 | 50 and 60 | 3125RS4W | 2CMA167250R1000 | 1 | 1.55 |
| 4 | Black | 600-690 | 50 and 60 | 3125RS5W | 2CMA167251R1000 | 1 | 1.55 |
| 4 | Red | 380-415 | 50 and 60 | 3125RS6W * | 2CMA167252R1000 | 1 | 1.55 |
| 4 | Black | 480-500 | 50 and 60 | 3125RS7W | 2CMA167254R1000 | 1 | 1.55 |
| 4 | Blue | 200-250 | 50 and 60 | 3125RS9W | 2CMA167256R1000 | 1 | 1.55 |
| 4 | Red | 440-460 | 60 | 3125RS11W | 2CMA167258R1000 | 1 | 1.55 |
| 3P+N+E | | | | | | | |
| 5 | Grey | | AC | 4125RS1W | 2CMA167272R1000 | 1 | 1.69 |
| 5 | Yellow | 100-130 | 50 and 60 | 4125RS4W | 2CMA167262R1000 | 1 | 1.69 |
| 5 | Red | 346-415 | 50 and 60 | 4125RS6W * | 2CMA167264R1000 | 1 | 1.69 |
| 5 | Black | 480-500 | 50 and 60 | 4125RS7W | 2CMA167266R1000 | 1 | 1.69 |
| 5 | Blue | 208-250 | 50 and 60 | 4125RS9W | 2CMA167268R1000 | 1 | 1.69 |
| 5 | Red | 440-460 | 60 | 4125RS11W | 2CMA167270R1000 | 1 | 1.69 |

* Indicates standard product.

- Accessoriespage 62
- Technical data.....page 74
- Dimensions.....page 76

Surface socket outlets

For looping



16 A, IP 67 Watertight

Plastic enclosure (PBT). Cable entry knock-outs 2 x Ø 25 mm.

Terminal block 2 x (2.5 - 10 mm²). Outlet is connected to terminal block.



| Terminals/ Poles | Color code | Voltage V | Frequency Hz | Type | Order Code | Pack | Weight kg/ea |
|---------------------|---------------|-----------|-----------------|----------|-----------------|------|-----------------|
| 2P+E | | | | | | | |
| 3 | Grey | | AC | 216RL1W | 2CMA168461R1000 | 1 | 0.63 |
| 3 | Grey | >50-250 | DC | 216RL3W | 2CMA168456R1000 | 1 | 0.63 |
| 3 | Yellow | 100-130 | 50 and 60 | 216RL4W | 2CMA168457R1000 | 1 | 0.63 |
| 3 | Blue | 200-250 | 50 and 60 | 216RL6W | 2CMA168458R1000 | 1 | 0.63 |
| 3 | Red | 380-415 | 50 and 60 | 216RL9W | 2CMA168459R1000 | 1 | 0.63 |
| 3 | Grey | transf | DC | 216RL12W | 2CMA168460R1000 | 1 | 0.63 |
| 3P+E | | | | | | | |
| 4 | Grey | | AC | 316RL1W | 2CMA168471R1000 | 1 | 0.66 |
| 4 | Green | >50 | >300-500 | 316RL2W | 2CMA168462R1000 | 1 | 0.66 |
| 4 | Grey | 380/440 | 50/60 | 316RL3W | 2CMA168463R1000 | 1 | 0.66 |
| 4 | Yellow | 100-130 | 50 and 60 | 316RL4W | 2CMA168464R1000 | 1 | 0.66 |
| 4 | Black | 600-690 | 50 and 60 | 316RL5W | 2CMA168465R1000 | 1 | 0.66 |
| 4 | Red | 380-415 | 50 and 60 | 316RL6W | 2CMA168466R1000 | 1 | 0.66 |
| 4 | Black | 480-500 | 50 and 60 | 316RL7W | 2CMA168467R1000 | 1 | 0.66 |
| 4 | Blue | 200-250 | 50 and 60 | 316RL9W | 2CMA168468R1000 | 1 | 0.66 |
| 4 | Green | >50 | 100-300 | 316RL10W | 2CMA168469R1000 | 1 | 0.66 |
| 4 | Red | 440-460 | 60 | 316RL11W | 2CMA168470R1000 | 1 | 0.66 |
| 3P+N+E | | | | | | | |
| 5 | Grey | | AC | 416RL1W | 2CMA168479R1000 | 1 | 0.68 |
| 5 | Green | >50 | >300-500 | 416RL2W | 2CMA168472R1000 | 1 | 0.68 |
| 5 | Grey | 380/440 | 50/60 | 416RL3W | 2CMA168473R1000 | 1 | 0.68 |
| 5 | Yellow | 100-130 | 50 and 60 | 416RL4W | 2CMA168474R1000 | 1 | 0.68 |
| 5 | Red | 346-415 | 50 and 60 | 416RL6W | 2CMA168475R1000 | 1 | 0.68 |
| 5 | Black | 480-500 | 50 and 60 | 416RL7W | 2CMA168476R1000 | 1 | 0.68 |
| 5 | Blue | 208-250 | 50 and 60 | 416RL9W | 2CMA168477R1000 | 1 | 0.68 |
| 5 | Red | 440-460 | 60 | 416RL11W | 2CMA168478R1000 | 1 | 0.68 |



32 A, IP 67 Watertight

Plastic enclosure (PBT). Cable entry knock-outs 2 x Ø 25 mm.

Terminal block 2 x (2.5 - 10 mm²). Outlet is connected to terminal block.



| Terminals/ Poles | Color Code | Voltage V | Frequency Hz | Type | Order Code | Pack | Weight kg/ea |
|---------------------|---------------|--------------|-----------------|-----------|-----------------|------|-----------------|
| 2P+E | | | | | | | |
| 3 | Grey | | AC | 232RL1W | 2CMA168484R1000 | 1 | 0.69 |
| 3 | Yellow | 100-130 | 50 and 60 | 232RL4W | 2CMA168480R1000 | 1 | 0.69 |
| 3 | Blue | 200-250 | 50 and 60 | 232RL6W | 2CMA168481R1000 | 1 | 0.69 |
| 3 | Red | 380-415 | 50 and 60 | 232RL9W | 2CMA168482R1000 | 1 | 0.69 |
| 3 | Grey | transf | 50 and 60 | 232RL12W | 2CMA168483R1000 | 1 | 0.69 |
| 3P+E | | | | | | | |
| 4 | Grey | | AC | 332RL1W | 2CMA168494R1000 | 1 | 0.70 |
| 4 | Green | >50 | >300-500 | 332RL2W | 2CMA168485R1000 | 1 | 0.70 |
| 4 | Grey | 380/440 | 50/60 | 332RL3W | 2CMA168486R1000 | 1 | 0.70 |
| 4 | Yellow | 100-130 | 50 and 60 | 332RL4W | 2CMA168487R1000 | 1 | 0.70 |
| 4 | Black | 600-690 | 50 and 60 | 332RL5W | 2CMA168488R1000 | 1 | 0.70 |
| 4 | Red | 380-415 | 50 and 60 | 332RL6W | 2CMA168489R1000 | 1 | 0.70 |
| 4 | Black | 480-500 | 50 and 60 | 332RL7W | 2CMA168490R1000 | 1 | 0.70 |
| 4 | Blue | 200-250 | 50 and 60 | 332RL9W | 2CMA168491R1000 | 1 | 0.70 |
| 4 | Green | >50 | 100-300 | 332RL10W | 2CMA168492R1000 | 1 | 0.70 |
| 4 | Red | 440-460 | 60 | 332RL11W | 2CMA168493R1000 | 1 | 0.70 |
| 3P+N+E | | | | | | | |
| 5 | Grey | | AC | 432RL1W | 2CMA168502R1000 | 1 | 0.72 |
| 5 | Green | >50 | >300-500 | 432RL2W | 2CMA168495R1000 | 1 | 0.72 |
| 5 | Grey | 380/440 | 50/60 | 432RL3W | 2CMA168496R1000 | 1 | 0.72 |
| 5 | Yellow | 100-130 | 50 and 60 | 432RL4W | 2CMA168497R1000 | 1 | 0.72 |
| 5 | Red | 346-415 | 50 and 60 | 432RL6W * | 2CMA168498R1000 | 1 | 0.72 |
| 5 | Black | 480-500 | 50 and 60 | 432RL7W | 2CMA168499R1000 | 1 | 0.72 |
| 5 | Blue | 208-250 | 50 and 60 | 432RL9W | 2CMA168500R1000 | 1 | 0.72 |
| 5 | Red | 440-460 | 60 | 432RL11W | 2CMA168501R1000 | 1 | 0.72 |

*) Indicates standard product.

- Accessories page 62
- Technical data page 74
- Dimensions page 76

Surface socket outlets

For looping



125 A, IP 67 Watertight

Plastic enclosure (PBT). Cable entry with knock-outs 2 x Ø 50/25 mm.

Terminal block 2 x (16 - 70 mm²). Outlet is connected to terminal block.



| Terminals/ Poles | Color Code | Voltage V | Frequency Hz | Type | Order Code | Pack | Weight kg/ea |
|---------------------|---------------|--------------|-----------------|-----------|-----------------|------|-----------------|
| 2P+E | | | | | | | |
| 3 | Grey | | AC | 2125RL1W | 2CMA168528R1000 | 1 | 4.00 |
| 3 | Yellow | 100-130 | 50 and 60 | 2125RL4W | 2CMA168526R1000 | 1 | 4.00 |
| 3 | Blue | 200-250 | 50 and 60 | 2125RL6W | 2CMA168527R1000 | 1 | 4.00 |
| 3P+E | | | | | | | |
| 4 | Grey | | AC | 3125RL1W | 2CMA168534R1000 | 1 | 4.10 |
| 4 | Yellow | 100-130 | 50 and 60 | 3125RL4W | 2CMA168529R1000 | 1 | 4.10 |
| 4 | Red | 380-415 | 50 and 60 | 3125RL6W | 2CMA168530R1000 | 1 | 4.10 |
| 4 | Black | 480-500 | 50 and 60 | 3125RL7W | 2CMA168531R1000 | 1 | 4.10 |
| 4 | Blue | 200-250 | 50 and 60 | 3125RL9W | 2CMA168532R1000 | 1 | 4.10 |
| 4 | Red | 440-460 | 60 | 3125RL11W | 2CMA168533R1000 | 1 | 4.10 |
| 3P+N+E | | | | | | | |
| 5 | Grey | | AC | 4125RL1W | 2CMA168540R1000 | 1 | 4.25 |
| 5 | Yellow | 100-130 | 50 and 60 | 4125RL4W | 2CMA168535R1000 | 1 | 4.25 |
| 5 | Red | 346-415 | 50 and 60 | 4125RL6W | 2CMA168536R1000 | 1 | 4.25 |
| 5 | Black | 480-500 | 50 and 60 | 4125RL7W | 2CMA168537R1000 | 1 | 4.25 |
| 5 | Blue | 208-250 | 50 and 60 | 4125RL9W | 2CMA168538R1000 | 1 | 4.25 |
| 5 | Red | 440-460 | 60 | 4125RL11W | 2CMA168539R1000 | 1 | 4.25 |

- 2125 - 4125RL...W can be equipped with sealing up to 70 mm².
- Cable clamps for Al available on request.
- RL...W have terminal block for 2 wire feeding under the same clamp.

- Accessoriespage 62
- Technical data.....page 74
- Dimensions.....page 76

Surface socket outlets

With protection



16 A, IP 67 Watertight

Plastic enclosure (PBT). Contains MCB type S201/S203 characteristic C.
Cable entry with knock-outs 2x Ø 25 mm. Cable area 1.5 - 10 mm²



| Terminals/ Poles | Color code | Voltage V | Frequency Hz | Type | Order Code | Pack | Weight kg/ea |
|---------------------|---------------|--------------|-----------------|-----------|-----------------|------|-----------------|
| 2P+E | | | | | | | |
| 3 | Yellow | 100-130 | 50 and 60 | 216RPM4W | 2CMA168196R1000 | 1 | 1.16 |
| 3 | Blue | 200-250 | 50 and 60 | 216RPM6W | 2CMA168197R1000 | 1 | 1.16 |
| 3 | Red | 380-415 | 50 and 60 | 216RPM9W | 2CMA168198R1000 | 1 | 1.16 |
| 3 | Grey | transf | 50 and 60 | 216RPM12W | 2CMA168199R1000 | 1 | 1.16 |
| 3P+E | | | | | | | |
| 4 | Green | >50 | >300-500 | 316RPM2W | 2CMA168201R1000 | 1 | 1.19 |
| 4 | Grey | 380/440 | 50/60 | 316RPM3W | 2CMA168202R1000 | 1 | 1.19 |
| 4 | Yellow | 100-130 | 50 and 60 | 316RPM4W | 2CMA168203R1000 | 1 | 1.19 |
| 4 | Black | 600-690 | 50 and 60 | 316RPM5W | 2CMA168204R1000 | 1 | 1.19 |
| 4 | Red | 380-415 | 50 and 60 | 316RPM6W | 2CMA168205R1000 | 1 | 1.19 |
| 4 | Black | 480-500 | 50 and 60 | 316RPM7W | 2CMA168206R1000 | 1 | 1.19 |
| 4 | Blue | 200-250 | 50 and 60 | 316RPM9W | 2CMA168207R1000 | 1 | 1.19 |
| 4 | Green | >50 | 100-300 | 316RPM10W | 2CMA168208R1000 | 1 | 1.19 |
| 4 | Red | 440-460 | 60 | 316RPM11W | 2CMA168209R1000 | 1 | 1.19 |
| 3P+N+E | | | | | | | |
| 5 | Green | >50 | >300-500 | 416RPM2W | 2CMA168211R1000 | 1 | 1.21 |
| 5 | Grey | 380/440 | 50/60 | 416RPM3W | 2CMA168212R1000 | 1 | 1.21 |
| 5 | Yellow | 100-130 | 50 and 60 | 416RPM4W | 2CMA168213R1000 | 1 | 1.21 |
| 5 | Red | 346-415 | 50 and 60 | 416RPM6W | 2CMA168214R1000 | 1 | 1.21 |
| 5 | Black | 480-500 | 50 and 60 | 416RPM7W | 2CMA168215R1000 | 1 | 1.21 |
| 5 | Blue | 208-250 | 50 and 60 | 416RPM9W | 2CMA168216R1000 | 1 | 1.21 |
| 5 | Red | 440-460 | 60 | 416RPM11W | 2CMA168217R1000 | 1 | 1.21 |



32 A, IP 67 Watertight

Plastic enclosure (PBT). Contains MCB type S201/S203 characteristic C.
Cable entry with knock-outs 2x Ø 25 mm. Cable area 2.5 - 10 mm²



| Terminals/ Poles | Color Code | Voltage V | Frequency Hz | Type | Order Code | Pack | Weight kg/ea |
|---------------------|---------------|--------------|-----------------|------------|-----------------|------|-----------------|
| 2P+E | | | | | | | |
| 3 | Yellow | 100-130 | 50 and 60 | 232RPM4W | 2CMA168219R1000 | 1 | 1.22 |
| 3 | Blue | 200-250 | 50 and 60 | 232RPM6W | 2CMA168220R1000 | 1 | 1.22 |
| 3 | Red | 380-415 | 50 and 60 | 232RPM9W | 2CMA168221R1000 | 1 | 1.22 |
| 3 | Grey | transf | 50 and 60 | 232RPM12W | 2CMA168222R1000 | 1 | 1.22 |
| 3P+E | | | | | | | |
| 4 | Green | >50 | >300-500 | 332RPM2W | 2CMA168224R1000 | 1 | 1.23 |
| 4 | Grey | 380/440 | 50/60 | 332RPM3W | 2CMA168225R1000 | 1 | 1.23 |
| 4 | Yellow | 100-130 | 50 and 60 | 332RPM4W | 2CMA168226R1000 | 1 | 1.23 |
| 4 | Black | 600-690 | 50 and 60 | 332RPM5W | 2CMA168227R1000 | 1 | 1.23 |
| 4 | Red | 380-415 | 50 and 60 | 332RPM6W | 2CMA168228R1000 | 1 | 1.23 |
| 4 | Black | 480-500 | 50 and 60 | 332RPM7W | 2CMA168229R1000 | 1 | 1.23 |
| 4 | Blue | 200-250 | 50 and 60 | 332RPM9W | 2CMA168230R1000 | 1 | 1.23 |
| 5 | Green | >50 | 100-300 | 332RPM10W | 2CMA168231R1000 | 1 | 1.23 |
| 4 | Red | 440-460 | 60 | 332RPM11W | 2CMA168232R1000 | 1 | 1.23 |
| 3P+N+E | | | | | | | |
| 5 | Green | >50 | >300-500 | 432RPM2W | 2CMA168234R1000 | 1 | 1.25 |
| 5 | Grey | 380/440 | 50/60 | 432RPM3W | 2CMA168235R1000 | 1 | 1.25 |
| 5 | Yellow | 100-130 | 50 and 60 | 432RPM4W | 2CMA168236R1000 | 1 | 1.25 |
| 5 | Red | 346-415 | 50 and 60 | 432RPM6W * | 2CMA168237R1000 | 1 | 1.25 |
| 5 | Black | 480-500 | 50 and 60 | 432RPM7W | 2CMA168238R1000 | 1 | 1.25 |
| 5 | Blue | 208-250 | 50 and 60 | 432RPM9W | 2CMA168239R1000 | 1 | 1.25 |
| 5 | Red | 440-460 | 60 | 432RPM11W | 2CMA168240R1000 | 1 | 1.25 |

- Accessories page 62
- Technical data page 74
- Dimensions page 79

*) Indicates standard product.

Surface socket outlets

With protection



16 A, IP 44 Splashproof

Plastic enclosure (PBT). Contains RCD 25 A / 0.03 A, type A.

Cable entry with knock-outs 2 x Ø 25 mm. Cable area 1.5 - 4 mm²



| Terminals/ Poles | Color code | Voltage V | Frequency Hz | Type | Order Code | Pack | Weight kg/ea |
|---------------------|---------------|--------------|-----------------|---------|-----------------|------|-----------------|
| 2P+E | | | | | | | |
| 3 | Blue | 200-250 | 50 and 60 | 216RPR6 | 2CMA168261R1000 | 1 | 1.13 |
| 3P+E | | | | | | | |
| 4 | Red | 380-415 | 50 and 60 | 316RPR6 | 2CMA168269R1000 | 1 | 1.16 |
| 4 | Blue | 200-250 | 50 and 60 | 316RPR9 | 2CMA168271R1000 | 1 | 1.16 |
| 3P+N+E | | | | | | | |
| 5 | Red | 346-415 | 50 and 60 | 416RPR6 | 2CMA168278R1000 | 1 | 1.18 |



32 A, IP 44 Splashproof

Plastic enclosure (PBT). Contains RCD 40 A / 0.03 A, type A.

Cable entry with knock-outs 2 x Ø 25 mm. Cable area 2.5 - 10 mm²



| Terminals/ Poles | Color code | Voltage V | Frequency Hz | Type | Order Code | Pack | Weight kg/ea |
|---------------------|---------------|--------------|-----------------|---------|-----------------|------|-----------------|
| 2P+E | | | | | | | |
| 3 | Blue | 200-250 | 50 and 60 | 232RPR6 | 2CMA168283R1000 | 1 | 1.19 |
| 3P+E | | | | | | | |
| 4 | Red | 380-415 | 50 and 60 | 332RPR6 | 2CMA168291R1000 | 1 | 1.20 |
| 4 | Blue | 200-250 | 50 and 60 | 332RPR9 | 2CMA168293R1000 | 1 | 1.20 |
| 3P+N+E | | | | | | | |
| 5 | Red | 346-415 | 50 and 60 | 432RPR6 | 2CMA168300R1000 | 1 | 1.22 |

- Accessoriespage 62
- Technical data.....page 74
- Dimensions.....page 79

Surface socket outlets

With protection



16 A, IP 67 Watertight

Plastic enclosure (PBT). Contains RCD 25A / 0.03 A, type A.

Cable entry with knock-outs 2 x Ø 25 mm. Cable area 1.5 - 4 mm²



| Terminals/ Poles | Color code | Voltage V | Frequency Hz | Type | Order Code | Pack | Weight kg/ea |
|---------------------|---------------|--------------|-----------------|-----------|-----------------|------|-----------------|
| 2P+E | | | | | | | |
| 3 | Yellow | 100-130 | 50 and 60 | 216RPR4W | 2CMA168323R1000 | 1 | 1.16 |
| 3 | Blue | 200-250 | 50 and 60 | 216RPR6W | 2CMA168324R1000 | 1 | 1.16 |
| 3 | Grey | transf | 50 and 60 | 216RPR12W | 2CMA168326R1000 | 1 | 1.16 |
| 3P+E | | | | | | | |
| 4 | Yellow | 100-130 | 50 and 60 | 316RPR4W | 2CMA168330R1000 | 1 | 1.19 |
| 4 | Red | 380-415 | 50 and 60 | 316RPR6W | 2CMA168332R1000 | 1 | 1.19 |
| 4 | Blue | 200-250 | 50 and 60 | 316RPR9W | 2CMA168334R1000 | 1 | 1.19 |
| 3P+N+E | | | | | | | |
| 5 | Yellow | 100-130 | 50 and 60 | 416RPR4W | 2CMA168340R1000 | 1 | 1.21 |
| 5 | Red | 346-415 | 50 and 60 | 416RPR6W | 2CMA168341R1000 | 1 | 1.21 |
| 5 | Blue | 208-250 | 50 and 60 | 416RPR9W | 2CMA168343R1000 | 1 | 1.21 |



32 A, IP 67 Watertight

Plastic enclosure (PBT). Contains RCD 40 A / 0.03 A, type A.

Cable entry with knock-outs 2 x Ø 25 mm. Cable area 2.5 - 10 mm²



| Terminals/ Poles | Color Code | Voltage V | Frequency Hz | Type | Order Code | Pack | Weight kg/ea |
|---------------------|---------------|--------------|-----------------|------------|-----------------|------|-----------------|
| 2P+E | | | | | | | |
| 3 | Yellow | 100-130 | 50 and 60 | 232RPR4W | 2CMA168346R1000 | 1 | 1.22 |
| 3 | Blue | 200-250 | 50 and 60 | 232RPR6W * | 2CMA168347R1000 | 1 | 1.22 |
| 3 | Grey | transf | 50 and 60 | 232RPR12W | 2CMA168349R1000 | 1 | 1.22 |
| 3P+E | | | | | | | |
| 4 | Yellow | 100-130 | 50 and 60 | 332RPR4W | 2CMA168353R1000 | 1 | 1.23 |
| 4 | Red | 380-415 | 50 and 60 | 332RPR6W * | 2CMA168355R1000 | 1 | 1.23 |
| 4 | Blue | 200-250 | 50 and 60 | 332RPR9W | 2CMA168357R1000 | 1 | 1.23 |
| 3P+N+E | | | | | | | |
| 5 | Yellow | 100-130 | 50 and 60 | 432RPR4W | 2CMA168363R1000 | 1 | 1.25 |
| 5 | Red | 346-415 | 50 and 60 | 432RPR6W | 2CMA168364R1000 | 1 | 1.25 |
| 5 | Blue | 208-250 | 50 and 60 | 432RPR9W | 2CMA168366R1000 | 1 | 1.25 |

*) Indicates standard product.

- Accessories page 62
- Technical data page 74
- Dimensions page 79

Surface socket outlets

With protection



16 A, IP 67 Watertight

Plastic enclosure (PBT). Cable entry with knock-outs 2 x Ø 25 mm.

Cable area 1.5 - 10 mm². Delivered without MCB/RCD. Space for 4 modules.



| Terminals/ Poles | Color code | Voltage V | Frequency Hz | Type | Order Code | Pack | Weight kg/ea |
|---------------------|---------------|--------------|-----------------|----------|-----------------|------|-----------------|
| 2P+ | | | | | | | |
| 3 | Blue | 200-250 | 50 and 60 | 216RP6WP | 2CMA164572R1000 | 1 | 0.82 |
| 3P+N+E | | | | | | | |
| 5 | Red | 346-415 | 50 and 60 | 416RP6WP | 2CMA164589R1000 | 1 | 0.94 |

32 A, IP 67 Watertight

Plastic enclosure (PBT). Cable entry with knock-outs 2 x Ø 25 mm.

Cable area 2.5 - 10 mm². Delivered without MCB/RCD. Space for 4 modules.



| Terminals/ Poles | Color code | Voltage V | Frequency Hz | Type | Order Code | Pack | Weight kg/ea |
|---------------------|---------------|--------------|-----------------|----------|-----------------|------|-----------------|
| 2P+E | | | | | | | |
| 3 | Blue | 200-250 | 50 and 60 | 232RP6WP | 2CMA164602R1000 | 1 | 0.85 |
| 3P+N+E | | | | | | | |
| 5 | Red | 346-415 | 50 and 60 | 432RP6WP | 2CMA164619R1000 | 1 | 0.97 |

- Accessoriespage 62
- Technical data.....page 74
- Dimensions.....page 79

Surface socket outlets

For wall socket box



16 A, IP 44 Splashproof

Plastic enclosure (PC). Cable area 1.5 - 4 mm². Enclosure color RAL 7035.

| Terminals/ Poles | Color code | Voltage V | Frequency Hz | Type | Order Code | Pack | Weight kg/ea |
|---------------------|---------------|--------------|-----------------|------|------------|------|-----------------|
|---------------------|---------------|--------------|-----------------|------|------------|------|-----------------|

For flush mounting

2P+E

| | | | | | | | |
|---|------|---------|-----------|--------------|-----------------|----|------|
| 3 | Blue | 200-250 | 50 and 60 | CUED 216-6 * | 2CMA178698R1000 | 10 | 0.17 |
|---|------|---------|-----------|--------------|-----------------|----|------|

3P+N+E

| | | | | | | | |
|---|-----|---------|-----------|--------------|-----------------|----|------|
| 5 | Red | 346-415 | 50 and 60 | CUED 416-6 * | 2CMA178699R1000 | 10 | 0.21 |
|---|-----|---------|-----------|--------------|-----------------|----|------|

For surface mounting

2P+E

| | | | | | | | |
|---|------|---------|-----------|------------------|-----------------|----|------|
| 3 | Blue | 200-250 | 50 and 60 | CUED 216-6+RD216 | 2CMA178695R1000 | 10 | 0.25 |
|---|------|---------|-----------|------------------|-----------------|----|------|

3P+N+E

| | | | | | | | |
|---|-----|---------|-----------|-----------------|-----------------|----|------|
| 5 | Red | 346-415 | 50 and 60 | CUED 416-6+RD * | 2CMA178696R1000 | 10 | 0.31 |
|---|-----|---------|-----------|-----------------|-----------------|----|------|

*) Indicates standard product.

Cable entries

- RD 216 has two alternative knock-out entries Ø 23 and Ø 20.5 mm.
- RD has four alternative knock-outs entries Ø 20.5, Ø 23, Ø 25.5 and Ø 29 mm



- Accessories page 62
- Technical data page 74
- Dimensions page 77

Surface inlets




16 A, IP 44 Splashproof

Plastic enclosure (PA). Flexible membrane and metric threaded M20 insert for top cable entry. Rear knock-out cable entry. Cable area 1.5 - 4 mm²



| Terminals/ Poles | Color code | Voltage V | Frequency Hz | Type | Order Code | Pack | Weight kg/ea |
|---------------------|---------------|--------------|-----------------|----------|-----------------|------|-----------------|
| 2P+E | | | | | | | |
| 3 | Yellow | 100-130 | 50 and 60 | 216BS4 | 2CMA193289R1000 | 10 | 0.15 |
| 3 | Blue | 200-250 | 50 and 60 | 216BS6 * | 2CMA193290R1000 | 10 | 0.15 |
| 3P+E | | | | | | | |
| 4 | Yellow | 100-130 | 50 and 60 | 316BS4 | 2CMA193296R1000 | 10 | 0.19 |
| 4 | Black | 600-690 | 50 and 60 | 316BS5 | 2CMA193297R1000 | 10 | 0.19 |
| 4 | Red | 380-415 | 50 and 60 | 316BS6 * | 2CMA193298R1000 | 10 | 0.19 |
| 4 | Black | 480-500 | 50 and 60 | 316BS7 | 2CMA193299R1000 | 10 | 0.19 |
| 4 | Blue | 200-250 | 50 and 60 | 316BS9 | 2CMA193300R1000 | 10 | 0.19 |
| 4 | Red | 440-460 | 60 | 316BS11 | 2CMA193302R1000 | 10 | 0.19 |
| 3P+N+E | | | | | | | |
| 5 | Red | 346-415 | 50 and 60 | 416BS6 * | 2CMA193307R1000 | 10 | 0.20 |



32 A, IP 44 Splashproof

Plastic enclosure (PA). Flexible membrane and metric threaded M25 insert for top cable entry. Rear knock-out cable entry. Cable area 2.5 - 10 mm²



| Terminals/ Poles | Color code | Voltage V | Frequency Hz | Type | Order Code | Pack | Weight kg/ea |
|---------------------|---------------|--------------|-----------------|----------|-----------------|------|-----------------|
| 2P+E | | | | | | | |
| 3 | Yellow | 100-130 | 50 and 60 | 232BS4 | 2CMA193313R1000 | 10 | 0.25 |
| 3 | Blue | 200-250 | 50 and 60 | 232BS6 * | 2CMA193314R1000 | 10 | 0.25 |
| 3P+E | | | | | | | |
| 4 | Black | 600-690 | 50 and 60 | 332BS5 | 2CMA193321R1000 | 10 | 0.27 |
| 4 | Red | 380-415 | 50 and 60 | 332BS6 * | 2CMA193322R1000 | 10 | 0.27 |
| 4 | Black | 480-500 | 50 and 60 | 332BS7 | 2CMA193323R1000 | 10 | 0.27 |
| 4 | Blue | 200-250 | 50 and 60 | 332BS9 | 2CMA193324R1000 | 10 | 0.27 |
| 3P+N+E | | | | | | | |
| 5 | Red | 346-415 | 50 and 60 | 432BS6 * | 2CMA193331R1000 | 10 | 0.29 |



63 A, IP 44 Splashproof

Plastic enclosure (PBT)

M32 alternative rear knock-out cable entry. Cable area 6 - 25 mm²



| Terminals/ Poles | Color code | Voltage V | Frequency Hz | Type | Order Code | Pack | Weight kg/ea |
|---------------------|---------------|--------------|-----------------|----------|-----------------|------|-----------------|
| 2P+E | | | | | | | |
| 3 | Yellow | 100-130 | 50 and 60 | 263BS4 | 2CMA167542R1000 | 1 | 0.80 |
| 3 | Blue | 200-250 | 50 and 60 | 263BS6 | 2CMA167544R1000 | 1 | 0.80 |
| 3P+E | | | | | | | |
| 4 | Black | 600-690 | 50 and 60 | 363BS5 | 2CMA167552R1000 | 1 | 0.85 |
| 4 | Red | 380-415 | 50 and 60 | 363BS6 * | 2CMA167554R1000 | 1 | 0.85 |
| 4 | Black | 480-500 | 50 and 60 | 363BS7 | 2CMA167556R1000 | 1 | 0.85 |
| 4 | Blue | 200-250 | 50 and 60 | 363BS9 | 2CMA167558R1000 | 1 | 0.85 |
| 3P+N+E | | | | | | | |
| 5 | Red | 346-415 | 50 and 60 | 463BS6 * | 2CMA167566R1000 | 1 | 0.90 |

*) Indicates standard product.

- Accessoriespage 62
- Technical data.....page 74
- Dimensions.....page 82

Surface inlets



16 A, IP 67 Watertight

Plastic enclosure (PBT)

Cable entry Ø 25 mm. Cable area 1.5 - 4 mm²



| Terminals/ Poles | Color code | Voltage V | Frequency Hz | Type | Order Code | Pack | Weight kg/ea |
|---------------------|---------------|--------------|-----------------|-----------|-----------------|------|-----------------|
| 2P+E | | | | | | | |
| 3 | Grey | | AC | 216BS1W | 2CMA167050R1000 | 1 | 0.36 |
| 3 | Grey | >50-250 | DC | 216BS3W | 2CMA167040R1000 | 1 | 0.36 |
| 3 | Yellow | 100-130 | 50 and 60 | 216BS4W | 2CMA167042R1000 | 1 | 0.36 |
| 3 | Blue | 200-250 | 50 and 60 | 216BS6W | 2CMA167044R1000 | 1 | 0.36 |
| 3 | Red | 380-415 | 50 and 60 | 216BS9W | 2CMA167046R1000 | 1 | 0.36 |
| 3 | Grey | transf | 50 and 60 | 216BS12W | 2CMA167048R1000 | 1 | 0.36 |
| 3P+E | | | | | | | |
| 4 | Grey | | AC | 316BS1W | 2CMA167070R1000 | 1 | 0.41 |
| 4 | Green | >50 | >300-500 | 316BS2W | 2CMA167052R1000 | 1 | 0.41 |
| 4 | Grey | 380/440 | 50/60 | 316BS3W | 2CMA167054R1000 | 1 | 0.41 |
| 4 | Yellow | 100-130 | 50 and 60 | 316BS4W | 2CMA167056R1000 | 1 | 0.41 |
| 4 | Black | 600-690 | 50 and 60 | 316BS5W | 2CMA167058R1000 | 1 | 0.41 |
| 4 | Red | 380-415 | 50 and 60 | 316BS6W * | 2CMA167060R1000 | 1 | 0.41 |
| 4 | Black | 480-500 | 50 and 60 | 316BS7W | 2CMA167062R1000 | 1 | 0.41 |
| 4 | Blue | 200-250 | 50 and 60 | 316BS9W * | 2CMA167064R1000 | 1 | 0.41 |
| 4 | Green | >50 | 100-300 | 316BS10W | 2CMA167066R1000 | 1 | 0.41 |
| 4 | Red | 440-460 | 60 | 316BS11W | 2CMA167068R1000 | 1 | 0.41 |
| 3P+N+E | | | | | | | |
| 5 | Grey | | AC | 416BS1W | 2CMA167086R1000 | 1 | 0.43 |
| 5 | Green | >50 | >300-500 | 416BS2W | 2CMA167072R1000 | 1 | 0.43 |
| 5 | Grey | 380/440 | 50/60 | 416BS3W | 2CMA167074R1000 | 1 | 0.43 |
| 5 | Yellow | 100-130 | 50 and 60 | 416BS4W | 2CMA167076R1000 | 1 | 0.43 |
| 5 | Red | 346-415 | 50 and 60 | 416BS6W * | 2CMA167078R1000 | 1 | 0.43 |
| 5 | Black | 480-500 | 50 and 60 | 416BS7W | 2CMA167080R1000 | 1 | 0.43 |
| 5 | Blue | 208-250 | 50 and 60 | 416BS9W | 2CMA167082R1000 | 1 | 0.43 |
| 5 | Red | 440-460 | 60 | 416BS11W | 2CMA167084R1000 | 1 | 0.43 |

*) Indicates standard product.

- Accessories page 62
- Technical data page 74
- Dimensions page 82

Surface inlets



32 A, IP 67 Watertight

Plastic enclosure (PBT)

Cable entry Ø 25 mm. Cable area 2.5 - 10 mm²



| Terminals/ Poles | Color Code | Voltage V | Frequency Hz | Type | Order Code | Pack | Weight kg/ea |
|---------------------|---------------|--------------|-----------------|-----------|-----------------|------|-----------------|
| 2P+E | | | | | | | |
| 3 | Grey | | AC | 232BS1W | 2CMA167096R1000 | 1 | 0.44 |
| 3 | Yellow | 100-130 | 50 and 60 | 232BS4W | 2CMA167088R1000 | 1 | 0.44 |
| 3 | Blue | 200-250 | 50 and 60 | 232BS6W * | 2CMA167090R1000 | 1 | 0.44 |
| 3 | Red | 380-415 | 50 and 60 | 232BS9W | 2CMA167092R1000 | 1 | 0.44 |
| 3 | Grey | transf | 50 and 60 | 232BS12W | 2CMA167094R1000 | 1 | 0.44 |
| 3P+E | | | | | | | |
| 4 | Grey | | AC | 332BS1W | 2CMA167114R1000 | 1 | 0.46 |
| 4 | Green | >50 | >300-500 | 332BS2W | 2CMA167098R1000 | 1 | 0.46 |
| 4 | Grey | 380/440 | 50/60 | 332BS3W | 2CMA167100R1000 | 1 | 0.46 |
| 4 | Yellow | 100-130 | 50 and 60 | 332BS4W | 2CMA167102R1000 | 1 | 0.46 |
| 4 | Black | 600-690 | 50 and 60 | 332BS5W | 2CMA167103R1000 | 1 | 0.46 |
| 4 | Red | 380-415 | 50 and 60 | 332BS6W * | 2CMA167104R1000 | 1 | 0.46 |
| 4 | Black | 480-500 | 50 and 60 | 332BS7W | 2CMA167106R1000 | 1 | 0.46 |
| 4 | Blue | 200-250 | 50 and 60 | 332BS9W | 2CMA167108R1000 | 1 | 0.46 |
| 4 | Green | >50 | 100-300 | 332BS10W | 2CMA167110R1000 | 1 | 0.46 |
| 4 | Red | 440-460 | 60 | 332BS11W | 2CMA167112R1000 | 1 | 0.46 |
| 3P+N+E | | | | | | | |
| 5 | Grey | | AC | 432BS1W | 2CMA167130R1000 | 1 | 0.48 |
| 5 | Green | >50 | >300-500 | 432BS2W | 2CMA167116R1000 | 1 | 0.48 |
| 5 | Grey | 380/440 | 50/60 | 432BS3W | 2CMA167118R1000 | 1 | 0.48 |
| 5 | Yellow | 100-130 | 50 and 60 | 432BS4W | 2CMA167120R1000 | 1 | 0.48 |
| 5 | Red | 346-415 | 50 and 60 | 432BS6W * | 2CMA167122R1000 | 1 | 0.48 |
| 5 | Black | 480-500 | 50 and 60 | 432BS7W | 2CMA167124R1000 | 1 | 0.48 |
| 5 | Blue | 208-250 | 50 and 60 | 432BS9W | 2CMA167126R1000 | 1 | 0.48 |
| 5 | Red | 440-460 | 60 | 432BS11W | 2CMA167128R1000 | 1 | 0.48 |

*) Indicates standard product.

- Accessoriespage 62
- Technical data.....page 74
- Dimensions.....page 82

Surface inlets



63 A, IP 67 Watertight

Plastic enclosure (PBT)

Cable entry Ø 32 mm. Cable area 6 - 25 mm²



| Terminals/ Poles | Color code | Voltage V | Frequency Hz | Type | Order Code | Pack | Weight kg/ea |
|---------------------|---------------|--------------|-----------------|-----------|-----------------|------|-----------------|
| 2P+E | | | | | | | |
| 3 | Grey | | AC | 263BS1W | 2CMA167344R1000 | 1 | 1.20 |
| 3 | Yellow | 100-130 | 50 and 60 | 263BS4W | 2CMA167338R1000 | 1 | 1.20 |
| 3 | Blue | 200-250 | 50 and 60 | 263BS6W | 2CMA167340R1000 | 1 | 1.20 |
| 3 | Red | 380-415 | 50 and 60 | 263BS9W | 2CMA167342R1000 | 1 | 1.20 |
| 3P+E | | | | | | | |
| 4 | Grey | | AC | 363BS1W | 2CMA167358R1000 | 1 | 1.30 |
| 4 | Yellow | 100-130 | 50 and 60 | 363BS4W | 2CMA167346R1000 | 1 | 1.30 |
| 4 | Black | 600-690 | 50 and 60 | 363BS5W | 2CMA167348R1000 | 1 | 1.30 |
| 4 | Red | 380-415 | 50 and 60 | 363BS6W | 2CMA167350R1000 | 1 | 1.30 |
| 4 | Black | 480-500 | 50 and 60 | 363BS7W | 2CMA167352R1000 | 1 | 1.30 |
| 4 | Blue | 200-250 | 50 and 60 | 363BS9W | 2CMA167354R1000 | 1 | 1.30 |
| 4 | Red | 440-460 | 60 | 363BS11W | 2CMA167356R1000 | 1 | 1.30 |
| 3P+N+E | | | | | | | |
| 5 | Grey | | AC | 463BS1W | 2CMA167370R1000 | 1 | 1.40 |
| 5 | Yellow | 100-130 | 50 and 60 | 463BS4W | 2CMA167360R1000 | 1 | 1.40 |
| 5 | Red | 346-415 | 50 and 60 | 463BS6W * | 2CMA167362R1000 | 1 | 1.40 |
| 5 | Black | 480-500 | 50 and 60 | 463BS7W | 2CMA167364R1000 | 1 | 1.40 |
| 5 | Blue | 208-250 | 50 and 60 | 463BS9W | 2CMA167366R1000 | 1 | 1.40 |
| 5 | Red | 440-460 | 60 | 463BS11W | 2CMA167368R1000 | 1 | 1.40 |



125 A, IP 67 Watertight

Plastic enclosure (PBT)

Cable entry Ø 50 mm. Cable area 16 - 70 mm²



| Terminals/ Poles | Color Code | Voltage V | Frequency Hz | Type | Order Code | Pack | Weight kg/ea |
|---------------------|---------------|--------------|-----------------|------------|-----------------|------|-----------------|
| 2P+E | | | | | | | |
| 3 | Grey | | AC | 2125BS1W | 2CMA167278R1000 | 1 | 4.00 |
| 3 | Yellow | 100-130 | 50 and 60 | 2125BS4W | 2CMA167274R1000 | 1 | 4.00 |
| 3 | Blue | 200-250 | 50 and 60 | 2125BS6W | 2CMA167276R1000 | 1 | 4.00 |
| 3P+E | | | | | | | |
| 4 | Grey | | AC | 3125BS1W | 2CMA167290R1000 | 1 | 4.10 |
| 4 | Yellow | 100-130 | 50 and 60 | 3125BS4W | 2CMA167280R1000 | 1 | 4.10 |
| 4 | Red | 380-415 | 50 and 60 | 3125BS6W | 2CMA167282R1000 | 1 | 4.10 |
| 4 | Black | 480-500 | 50 and 60 | 3125BS7W | 2CMA167284R1000 | 1 | 4.10 |
| 4 | Blue | 200-250 | 50 and 60 | 3125BS9W | 2CMA167286R1000 | 1 | 4.10 |
| 4 | Red | 440-460 | 60 | 3125BS11W | 2CMA167288R1000 | 1 | 4.10 |
| 3P+N+E | | | | | | | |
| 5 | Grey | | AC | 4125BS1W | 2CMA167302R1000 | 1 | 4.25 |
| 5 | Yellow | 100-130 | 50 and 60 | 4125BS4W | 2CMA167292R1000 | 1 | 4.25 |
| 5 | Red | 346-415 | 50 and 60 | 4125BS6W * | 2CMA167294R1000 | 1 | 4.25 |
| 5 | Black | 480-500 | 50 and 60 | 4125BS7W | 2CMA167296R1000 | 1 | 4.25 |
| 5 | Blue | 208-250 | 50 and 60 | 4125BS9W | 2CMA167298R1000 | 1 | 4.25 |
| 5 | Red | 440-460 | 60 | 4125BS11W | 2CMA167300R1000 | 1 | 4.25 |

*) Indicates standard product.

- Accessories page 62
- Technical data page 74
- Dimensions page 82

Panel mounted socket outlets

Minimized straight flange



16 A, IP 44 Splashproof

Plastic enclosure (PA). Cable area 1.5 - 4 mm²



| Terminals/ Poles | Color code | Voltage V | Frequency Hz | Type | Order Code | Pack | Weight kg/ea |
|---------------------|---------------|--------------|-----------------|----------|-----------------|------|-----------------|
| 2P+E | | | | | | | |
| 3 | Yellow | 100-130 | 50 and 60 | 216R4 * | 2CMA193145R1000 | 10 | 0.14 |
| 3 | Blue | 200-250 | 50 and 60 | 216R6 * | 2CMA193146R1000 | 10 | 0.14 |
| 3P+E | | | | | | | |
| 4 | Yellow | 100-130 | 50 and 60 | 316R4 | 2CMA193152R1000 | 10 | 0.17 |
| 4 | Black | 600-690 | 50 and 60 | 316R5 | 2CMA193153R1000 | 10 | 0.17 |
| 4 | Red | 380-415 | 50 and 60 | 316R6 * | 2CMA193154R1000 | 10 | 0.17 |
| 4 | Black | 480-500 | 50 and 60 | 316R7 * | 2CMA193155R1000 | 10 | 0.17 |
| 4 | Blue | 200-250 | 50 and 60 | 316R9 | 2CMA193156R1000 | 10 | 0.17 |
| 4 | Red | 440-460 | 60 | 316R11 * | 2CMA193158R1000 | 10 | 0.17 |
| 3P+N+E | | | | | | | |
| 5 | Red | 346-415 | 50 and 60 | 416R6 * | 2CMA193163R1000 | 10 | 0.19 |

*) Indicates standard product.

- Accessoriespage 62
- Technical data.....page 74
- Dimensions.....page 80

Panel mounted socket outlets

Unified straight flange



16 A, IP 44 Splashproof

Plastic enclosure (PA). Cable area 1.5 - 4 mm²



| Terminals/ Poles | Color code | Voltage V | Frequency Hz | Type | Order Code | Pack | Weight kg/ea |
|---------------------|---------------|--------------|-----------------|----------|-----------------|------|-----------------|
| 2P+E | | | | | | | |
| 3 | Yellow | 100-130 | 50 and 60 | 216RU4 | 2CMA193169R1000 | 10 | 0.15 |
| 3 | Blue | 200-250 | 50 and 60 | 216RU6 * | 2CMA193170R1000 | 10 | 0.15 |
| 3P+E | | | | | | | |
| 4 | Yellow | 100-130 | 50 and 60 | 316RU4 | 2CMA193176R1000 | 10 | 0.18 |
| 4 | Black | 600-690 | 50 and 60 | 316RU5 | 2CMA193177R1000 | 10 | 0.18 |
| 4 | Red | 380-415 | 50 and 60 | 316RU6 * | 2CMA193178R1000 | 10 | 0.18 |
| 4 | Black | 480-500 | 50 and 60 | 316RU7 | 2CMA193179R1000 | 10 | 0.18 |
| 4 | Blue | 200-250 | 50 and 60 | 316RU9 * | 2CMA193180R1000 | 10 | 0.18 |
| 4 | Red | 440-460 | 60 | 316RU11 | 2CMA193182R1000 | 10 | 0.18 |
| 3P+N+E | | | | | | | |
| 5 | Red | 346-415 | 50 and 60 | 416RU6 * | 2CMA193187R1000 | 10 | 0.20 |



32 A, IP 44 Splashproof

Plastic enclosure (PA). Cable area 2.5 - 10 mm²



| Terminals/ Poles | Color code | Voltage V | Frequency Hz | Type | Order Code | Pack | Weight kg/ea |
|---------------------|---------------|--------------|-----------------|----------|-----------------|------|-----------------|
| 2P+E | | | | | | | |
| 3 | Yellow | 100-130 | 50 and 60 | 232RU4 * | 2CMA193241R1000 | 10 | 0.21 |
| 3 | Blue | 200-250 | 50 and 60 | 232RU6 * | 2CMA193242R1000 | 10 | 0.21 |
| 3P+E | | | | | | | |
| 4 | Black | 600-690 | 50 and 60 | 332RU5 | 2CMA193249R1000 | 10 | 0.22 |
| 4 | Red | 380-415 | 50 and 60 | 332RU6 * | 2CMA193250R1000 | 10 | 0.22 |
| 4 | Black | 480-500 | 50 and 60 | 332RU7 | 2CMA193251R1000 | 10 | 0.22 |
| 4 | Blue | 200-250 | 50 and 60 | 332RU9 * | 2CMA193252R1000 | 10 | 0.22 |
| 3P+N+E | | | | | | | |
| 5 | Red | 346-415 | 50 and 60 | 432RU6 * | 2CMA193259R1000 | 10 | 0.24 |



63 A, IP 44 Splashproof

Plastic enclosure (PBT). Cable area 6 - 25 mm²



| Terminals/ Poles | Color code | Voltage V | Frequency Hz | Type | Order Code | Pack | Weight kg/ea |
|---------------------|---------------|--------------|-----------------|----------|-----------------|------|-----------------|
| 2P+E | | | | | | | |
| 3 | Yellow | 100-130 | 50 and 60 | 263RU4 | 2CMA167508R1000 | 1 | 0.60 |
| 3 | Blue | 200-250 | 50 and 60 | 263RU6 | 2CMA167510R1000 | 1 | 0.60 |
| 3P+E | | | | | | | |
| 4 | Black | 600-690 | 50 and 60 | 363RU5 | 2CMA167518R1000 | 1 | 0.69 |
| 4 | Red | 380-415 | 50 and 60 | 363RU6 | 2CMA167520R1000 | 1 | 0.69 |
| 4 | Black | 480-500 | 50 and 60 | 363RU7 | 2CMA167522R1000 | 1 | 0.69 |
| 4 | Blue | 200-250 | 50 and 60 | 363RU9 | 2CMA167524R1000 | 1 | 0.69 |
| 3P+N+E | | | | | | | |
| 5 | Red | 346-415 | 50 and 60 | 463RU6 * | 2CMA167532R1000 | 1 | 0.76 |

* Indicates standard product.

- Accessories page 62
- Technical data page 74
- Dimensions page 80

Panel mounted socket outlets

Unified straight flange



63 A, IP 67 Watertight

Plastic enclosure (PBT)

Cable area 6 - 25 mm²



| Terminals/ Poles | Color code | Voltage V | Frequency Hz | Type | Order Code | Pack | Weight kg/ea |
|---------------------|---------------|--------------|-----------------|-----------|-----------------|------|-----------------|
| 2P+E | | | | | | | |
| 3 | Grey | | AC | 263RU1W | 2CMA167378R1000 | 1 | 0.64 |
| 3 | Yellow | 100-130 | 50 and 60 | 263RU4W | 2CMA167372R1000 | 1 | 0.64 |
| 3 | Blue | 200-250 | 50 and 60 | 263RU6W | 2CMA167374R1000 | 1 | 0.64 |
| 3 | Red | 380-415 | 50 and 60 | 263RU9W | 2CMA167376R1000 | 1 | 0.64 |
| 3P+E | | | | | | | |
| 4 | Grey | | AC | 363RU1W | 2CMA167392R1000 | 1 | 0.69 |
| 4 | Yellow | 100-130 | 50 and 60 | 363RU4W | 2CMA167380R1000 | 1 | 0.69 |
| 4 | Black | 600-690 | 50 and 60 | 363RU5W | 2CMA167382R1000 | 1 | 0.69 |
| 4 | Red | 380-415 | 50 and 60 | 363RU6W * | 2CMA167384R1000 | 1 | 0.69 |
| 4 | Black | 480-500 | 50 and 60 | 363RU7W | 2CMA167386R1000 | 1 | 0.69 |
| 4 | Blue | 200-250 | 50 and 60 | 363RU9W | 2CMA167388R1000 | 1 | 0.69 |
| 4 | Red | 440-460 | 60 | 363RU11W | 2CMA167390R1000 | 1 | 0.69 |
| 3P+N+E | | | | | | | |
| 5 | Grey | | AC | 463RU1W | 2CMA167404R1000 | 1 | 0.76 |
| 5 | Yellow | 100-130 | 50 and 60 | 463RU4W | 2CMA167394R1000 | 1 | 0.76 |
| 5 | Red | 346-415 | 50 and 60 | 463RU6W | 2CMA167396R1000 | 1 | 0.76 |
| 5 | Black | 480-500 | 50 and 60 | 463RU7W | 2CMA167398R1000 | 1 | 0.76 |
| 5 | Blue | 208-250 | 50 and 60 | 463RU9W | 2CMA167400R1000 | 1 | 0.76 |
| 5 | Red | 440-460 | 60 | 463RU11W | 2CMA167402R1000 | 1 | 0.76 |



125 A, IP 67 Watertight

Plastic enclosure (PBT). LP types with long phase sleeves and pilot sleeve.

Cable area 16 - 70 mm²



| Terminals/ Poles | Color Code | Voltage V | Frequency Hz | Type | Order Code | Pack | Weight kg/ea |
|---------------------|---------------|--------------|-----------------|-------------|-----------------|------|-----------------|
| 2P+E | | | | | | | |
| 3 | Grey | | AC | 2125RU1W | 2CMA167134R1000 | 1 | 0.85 |
| 3 | Yellow | 100-130 | 50 and 60 | 2125RU4W | 2CMA167132R1000 | 1 | 0.85 |
| 3 | Blue | 200-250 | 50 and 60 | 2125RU6W * | 2CMA167133R1000 | 1 | 0.85 |
| 3 | Blue | 200-250 | 50 and 60 | 2125RU6W LP | 2CMA192729R1000 | 1 | 0.85 |
| 3P+E | | | | | | | |
| 4 | Grey | | AC | 3125RU1W | 2CMA167140R1000 | 1 | 1.00 |
| 4 | Yellow | 100-130 | 50 and 60 | 3125RU4W | 2CMA167135R1000 | 1 | 1.00 |
| 4 | Red | 380-415 | 50 and 60 | 3125RU6W | 2CMA167136R1000 | 1 | 1.00 |
| 4 | Red | 380-415 | 50 and 60 | 3125RU6W LP | 2CMA192730R1000 | 1 | 1.00 |
| 4 | Black | 480-500 | 50 and 60 | 3125RU7W | 2CMA167137R1000 | 1 | 1.00 |
| 4 | Blue | 200-250 | 50 and 60 | 3125RU9W | 2CMA167138R1000 | 1 | 1.00 |
| 4 | Red | 440-460 | 60 | 3125RU11W | 2CMA167139R1000 | 1 | 1.00 |
| 3P+N+E | | | | | | | |
| 5 | Grey | | AC | 4125RU1W | 2CMA167146R1000 | 1 | 1.14 |
| 5 | Yellow | 100-130 | 50 and 60 | 4125RU4W | 2CMA167141R1000 | 1 | 1.14 |
| 5 | Red | 346-415 | 50 and 60 | 4125RU6W * | 2CMA167142R1000 | 1 | 1.14 |
| 5 | Red | 346-415 | 50 and 60 | 4125RU6W LP | 2CMA169213R1000 | 1 | 1.14 |
| 5 | Black | 480-500 | 50 and 60 | 4125RU7W * | 2CMA167143R1000 | 1 | 1.14 |
| 5 | Blue | 208-250 | 50 and 60 | 4125RU9W | 2CMA167144R1000 | 1 | 1.14 |
| 5 | Red | 440-460 | 60 | 4125RU11W | 2CMA167145R1000 | 1 | 1.14 |

*) Indicates standard product.
- Delivered with flange gasket.

- Accessoriespage 62
- Technical data.....page 74
- Dimensions.....page 80

Panel mounted socket outlets

Minimized angled flange



16 A, IP 44 Splashproof

Plastic enclosure (PA)

Cable area 1.5 - 4 mm²



| Terminals/ Poles | Color code | Voltage V | Frequency Hz | Type | Order Code | Pack | Weight kg/ea |
|---------------------|---------------|-----------|-----------------|-----------|-----------------|------|-----------------|
| 2P+E | | | | | | | |
| 3 | Yellow | 100-130 | 50 and 60 | 216RAM4 | 2CMA170003R1000 | 10 | 0.21 |
| 3 | Blue | 200-250 | 50 and 60 | 216RAM6 * | 2CMA170004R1000 | 10 | 0.21 |
| 3P+E | | | | | | | |
| 4 | Yellow | 100-130 | 50 and 60 | 316RAM4 | 2CMA170010R1000 | 10 | 0.22 |
| 4 | Black | 600-690 | 50 and 60 | 316RAM5 | 2CMA170011R1000 | 10 | 0.22 |
| 4 | Red | 380-415 | 50 and 60 | 316RAM6 * | 2CMA170012R1000 | 10 | 0.22 |
| 4 | Black | 480-500 | 50 and 60 | 316RAM7 | 2CMA170013R1000 | 10 | 0.22 |
| 4 | Blue | 200-250 | 50 and 60 | 316RAM9 | 2CMA170014R1000 | 10 | 0.22 |
| 4 | Red | 440-460 | 60 | 316RAM11 | 2CMA170016R1000 | 10 | 0.22 |
| 3P+N+E | | | | | | | |
| 5 | Red | 346-415 | 50 and 60 | 416RAM6 * | 2CMA170021R1000 | 10 | 0.24 |



32 A, IP 44 Splashproof

Plastic enclosure (PA)

Cable area 2.5 - 10 mm²



| Terminals/ Poles | Color code | Voltage V | Frequency Hz | Type | Order Code | Pack | Weight kg/ea |
|---------------------|---------------|-----------|-----------------|-----------|-----------------|------|-----------------|
| 2P+E | | | | | | | |
| 3 | Yellow | 100-130 | 50 and 60 | 232RAM4 | 2CMA170026R1000 | 10 | 0.21 |
| 3 | Blue | 200-250 | 50 and 60 | 232RAM6 | 2CMA170027R1000 | 10 | 0.21 |
| 3P+E | | | | | | | |
| 4 | Black | 600-690 | 50 and 60 | 332RAM5 | 2CMA170034R1000 | 10 | 0.22 |
| 4 | Red | 380-415 | 50 and 60 | 332RAM6 | 2CMA170035R1000 | 10 | 0.22 |
| 4 | Black | 480-500 | 50 and 60 | 332RAM7 | 2CMA170036R1000 | 10 | 0.22 |
| 4 | Blue | 200-250 | 50 and 60 | 332RAM9 | 2CMA170037R1000 | 10 | 0.22 |
| 3P+N+E | | | | | | | |
| 5 | Red | 346-415 | 50 and 60 | 432RAM6 * | 2CMA170044R1000 | 10 | 0.24 |

*) Indicates standard product.

- Accessoriespage 62
- Technical data.....page 74
- Dimensions.....page 80

Panel mounted socket outlets

Unified angled flange



16 A, IP 44 Splashproof

Plastic enclosure (PA). Cable area 1.5 - 4 mm²



| Terminals/ Poles | Color code | Voltage V | Frequency Hz | Type | Order Code | Pack | Weight kg/ea |
|---------------------|---------------|--------------|-----------------|-----------|-----------------|------|-----------------|
| 2P+ | | | | | | | |
| 3 | Yellow | 100-130 | 50 and 60 | 216RAU4 | 2CMA193217R1000 | 10 | 0.19 |
| 3 | Blue | 200-250 | 50 and 60 | 216RAU6 * | 2CMA193218R1000 | 10 | 0.19 |
| 3P+E | | | | | | | |
| 4 | Yellow | 100-130 | 50 and 60 | 316RAU4 | 2CMA193224R1000 | 10 | 0.22 |
| 4 | Black | 600-690 | 50 and 60 | 316RAU5 | 2CMA193225R1000 | 10 | 0.22 |
| 4 | Red | 380-415 | 50 and 60 | 316RAU6 * | 2CMA193226R1000 | 10 | 0.22 |
| 4 | Black | 480-500 | 50 and 60 | 316RAU7 | 2CMA193227R1000 | 10 | 0.22 |
| 4 | Blue | 200-250 | 50 and 60 | 316RAU9 | 2CMA193228R1000 | 10 | 0.22 |
| 4 | Red | 440-460 | 60 | 316RAU11 | 2CMA193230R1000 | 10 | 0.22 |
| 3P+N+E | | | | | | | |
| 5 | Red | 346-415 | 50 and 60 | 416RAU6 * | 2CMA193235R1000 | 10 | 0.24 |



32 A, IP 44 Splashproof

Plastic enclosure (PA). Cable area 2.5 - 10 mm²



| Terminals/ Poles | Color code | Voltage V | Frequency Hz | Type | Order Code | Pack | Weight kg/ea |
|---------------------|---------------|--------------|-----------------|-----------|-----------------|------|-----------------|
| 2P+E | | | | | | | |
| 3 | Yellow | 100-130 | 50 and 60 | 232RAU4 | 2CMA193265R1000 | 10 | 0.25 |
| 3 | Blue | 200-250 | 50 and 60 | 232RAU6 * | 2CMA193266R1000 | 10 | 0.25 |
| 3P+E | | | | | | | |
| 4 | Black | 600-690 | 50 and 60 | 332RAU5 | 2CMA193273R1000 | 10 | 0.26 |
| 4 | Red | 380-415 | 50 and 60 | 332RAU6 * | 2CMA193274R1000 | 10 | 0.26 |
| 4 | Black | 480-500 | 50 and 60 | 332RAU7 | 2CMA193275R1000 | 10 | 0.26 |
| 4 | Blue | 200-250 | 50 and 60 | 332RAU9 | 2CMA193276R1000 | 10 | 0.26 |
| 3P+N+E | | | | | | | |
| 5 | Red | 346-415 | 50 and 60 | 432RAU6 * | 2CMA193283R1000 | 10 | 0.28 |



63 A, IP 44 Splashproof

Plastic enclosure (PBT). Cable area 6 - 25 mm²



| Terminals/ Poles | Color code | Voltage V | Frequency Hz | Type | Order Code | Pack | Weight kg/ea |
|---------------------|---------------|--------------|-----------------|-----------|-----------------|------|-----------------|
| 2P+E | | | | | | | |
| 3 | Yellow | 100-130 | 50 and 60 | 263RAU4 | 2CMA167406R1000 | 1 | 0.60 |
| 3 | Blue | 200-250 | 50 and 60 | 263RAU6 | 2CMA167408R1000 | 1 | 0.60 |
| 3P+E | | | | | | | |
| 4 | Black | 600-690 | 50 and 60 | 363RAU5 | 2CMA167416R1000 | 1 | 0.63 |
| 4 | Red | 380-415 | 50 and 60 | 363RAU6 | 2CMA167418R1000 | 1 | 0.63 |
| 4 | Black | 480-500 | 50 and 60 | 363RAU7 | 2CMA167420R1000 | 1 | 0.63 |
| 4 | Blue | 200-250 | 50 and 60 | 363RAU9 | 2CMA167422R1000 | 1 | 0.63 |
| 3P+N+E | | | | | | | |
| 5 | Red | 346-415 | 50 and 60 | 463RAU6 * | 2CMA167430R1000 | 1 | 0.69 |

*) Indicates standard product.

- Accessories page 62
- Technical data..... page 74
- Dimensions..... page 81

Panel mounted socket outlets

Unified angled flange



16 A, IP 67 Watertight Plastic enclosure (PBT). Cable area 1.5 - 4 mm²

| Terminals/ Poles | Color code | Voltage V | Frequency Hz | Type | Order Code | Pack | W kg |
|---------------------|---------------|--------------|-----------------|-------------|-----------------|------|---------|
| 2P+E | | | | | | | |
| 3 | Grey | | AC | 216RAU1W | 2CMA167002R1000 | 1 | 0.12 |
| 3 | Grey | >50-250 | DC | 216RAU3W | 2CMA166992R1000 | 1 | 0.12 |
| 3 | Yellow | 100-130 | 50 and 60 | 216RAU4W * | 2CMA166994R1000 | 1 | 0.12 |
| 3 | Blue | 200-250 | 50 and 60 | 216RAU6W * | 2CMA166996R1000 | 1 | 0.12 |
| 3 | Red | 380-415 | 50 and 60 | 216RAU9W | 2CMA166998R1000 | 1 | 0.12 |
| 3 | Grey | transf | 50 and 60 | 216RAU12W | 2CMA167000R1000 | 1 | 0.12 |
| 3P+E | | | | | | | |
| 4 | Grey | | AC | 316RAU1W | 2CMA167022R1000 | 1 | 0.15 |
| 4 | Green | >50 | >300-500 | 316RAU2W | 2CMA167004R1000 | 1 | 0.15 |
| 4 | Grey | 380/440 | 50/60 | 316RAU3W | 2CMA167006R1000 | 1 | 0.15 |
| 4 | Yellow | 100-130 | 50 and 60 | 316RAU4W | 2CMA167008R1000 | 1 | 0.15 |
| 4 | Black | 600-690 | 50 and 60 | 316RAU5W | 2CMA167010R1000 | 1 | 0.15 |
| 4 | Red | 380-415 | 50 and 60 | 316RAU6W * | 2CMA167012R1000 | 1 | 0.15 |
| 4 | Black | 480-500 | 50 and 60 | 316RAU7W | 2CMA167014R1000 | 1 | 0.15 |
| 4 | Blue | 200-250 | 50 and 60 | 316RAU9W | 2CMA167016R1000 | 1 | 0.15 |
| 4 | Green | >50 | 100-300 | 316RAU10W | 2CMA167018R1000 | 1 | 0.15 |
| 4 | Red | 440-460 | 60 | 316RAU11W | 2CMA167020R1000 | 1 | 0.15 |
| 3P+N+E | | | | | | | |
| 5 | Grey | | AC | 416RAU1W | 2CMA167038R1000 | 1 | 0.18 |
| 5 | Green | >50 | >300-500 | 416RAU2W | 2CMA167024R1000 | 1 | 0.18 |
| 5 | Grey | 380/440 | 50/60 | 416RAU3W | 2CMA167026R1000 | 1 | 0.18 |
| 5 | Yellow | 100-130 | 50 and 60 | 416RAU4W | 2CMA167028R1000 | 1 | 0.18 |
| 5 | Red | 346-415 | 50 and 60 | 416RAU6W * | 2CMA167030R1000 | 1 | 0.18 |
| 5 | Black | 480-500 | 50 and 60 | 416RAU7W | 2CMA167032R1000 | 1 | 0.18 |
| 5 | Blue | 208-250 | 50 and 60 | 416RAU9W | 2CMA167034R1000 | 1 | 0.18 |
| 5 | Red | 440-460 | 60 | 416RAU11W * | 2CMA167036R1000 | 1 | 0.18 |



32 A, IP 67 Watertight Plastic enclosure (PBT). Cable area 2.5 - 10 mm²

| Terminals/ Poles | Color Code | Voltage V | Frequency Hz | Type | Order Code | Pack | W kg/rea |
|---------------------|---------------|--------------|-----------------|------------|-----------------|------|-------------|
| 2P+E | | | | | | | |
| 3 | Grey | | AC | 232RAU1W | 2CMA166954R1000 | 1 | 0.19 |
| 3 | Yellow | 100-130 | 50 and 60 | 232RAU4W | 2CMA166946R1000 | 1 | 0.19 |
| 3 | Blue | 200-250 | 50 and 60 | 232RAU6W * | 2CMA166948R1000 | 1 | 0.19 |
| 3 | Red | 380-415 | 50 and 60 | 232RAU9W | 2CMA166950R1000 | 1 | 0.19 |
| 3 | Grey | transf | 50 and 60 | 232RAU12W | 2CMA166952R1000 | 1 | 0.19 |
| 3P+E | | | | | | | |
| 4 | Grey | | AC | 332RAU1W | 2CMA166974R1000 | 1 | 0.21 |
| 4 | Green | >50 | >300-500 | 332RAU2W | 2CMA166956R1000 | 1 | 0.21 |
| 4 | Grey | 380/440 | 50/60 | 332RAU3W | 2CMA166958R1000 | 1 | 0.21 |
| 4 | Yellow | 100-130 | 50 and 60 | 332RAU4W | 2CMA166960R1000 | 1 | 0.21 |
| 4 | Black | 600-690 | 50 and 60 | 332RAU5W | 2CMA166962R1000 | 1 | 0.21 |
| 4 | Red | 380-415 | 50 and 60 | 332RAU6W * | 2CMA166964R1000 | 1 | 0.21 |
| 4 | Black | 480-500 | 50 and 60 | 332RAU7W | 2CMA166966R1000 | 1 | 0.21 |
| 4 | Blue | 200-250 | 50 and 60 | 332RAU9W | 2CMA166968R1000 | 1 | 0.21 |
| 4 | Green | >50 | 100-300 | 332RAU10W | 2CMA166970R1000 | 1 | 0.21 |
| 4 | Red | 440-460 | 60 | 332RAU11W | 2CMA166972R1000 | 1 | 0.21 |
| 3P+N+E | | | | | | | |
| 5 | Grey | | AC | 432RAU1W | 2CMA166990R1000 | 1 | 0.26 |
| 5 | Green | >50 | >300-500 | 432RAU2W | 2CMA166976R1000 | 1 | 0.26 |
| 5 | Grey | 380/440 | 50/60 | 432RAU3W | 2CMA166978R1000 | 1 | 0.26 |
| 5 | Yellow | 100-130 | 50 and 60 | 432RAU4W | 2CMA166980R1000 | 1 | 0.26 |
| 5 | Red | 346-415 | 50 and 60 | 432RAU6W * | 2CMA166982R1000 | 1 | 0.26 |
| 5 | Black | 480-500 | 50 and 60 | 432RAU7W * | 2CMA166984R1000 | 1 | 0.26 |
| 5 | Blue | 208-250 | 50 and 60 | 432RAU9W | 2CMA166986R1000 | 1 | 0.26 |
| 5 | Red | 440-460 | 60 | 432RAU11W | 2CMA166988R1000 | 1 | 0.26 |

*) Indicates standard product.
- Delivered with flange gasket.

- Accessories page 62
- Technical data page 74
- Dimensions page 81

Panel mounted socket outlets

Unified angled flange



63 A, IP 67 Watertight

Plastic enclosure (PBT). Cable area 6 - 25 mm²




| Terminals/ Poles | Color code | Voltage V | Frequency Hz | Type | Order Code | Pack | Weight kg/ea |
|---------------------|---------------|--------------|-----------------|------------|-----------------|------|-----------------|
| 2P+E | | | | | | | |
| 3 | Grey | | AC | 263RAU1W | 2CMA167446R1000 | 1 | 0.60 |
| 3 | Yellow | 100-130 | 50 and 60 | 263RAU4W | 2CMA167440R1000 | 1 | 0.60 |
| 3 | Blue | 200-250 | 50 and 60 | 263RAU6W | 2CMA167442R1000 | 1 | 0.60 |
| 3 | Red | 380-415 | 50 and 60 | 263RAU9W | 2CMA167444R1000 | 1 | 0.60 |
| 3P+E | | | | | | | |
| 4 | Grey | | AC | 363RAU1W | 2CMA167460R1000 | 1 | 0.63 |
| 4 | Yellow | 100-130 | 50 and 60 | 363RAU4W | 2CMA167448R1000 | 1 | 0.63 |
| 4 | Black | 600-690 | 50 and 60 | 363RAU5W | 2CMA167450R1000 | 1 | 0.63 |
| 4 | Red | 380-415 | 50 and 60 | 363RAU6W | 2CMA167452R1000 | 1 | 0.63 |
| 4 | Black | 480-500 | 50 and 60 | 363RAU7W | 2CMA167454R1000 | 1 | 0.63 |
| 4 | Blue | 200-250 | 50 and 60 | 363RAU9W | 2CMA167456R1000 | 1 | 0.63 |
| 4 | Red | 440-460 | 60 | 363RAU11W | 2CMA167458R1000 | 1 | 0.63 |
| 3P+N+E | | | | | | | |
| 5 | Grey | | AC | 463RAU1W | 2CMA167472R1000 | 1 | 0.69 |
| 5 | Yellow | 100-130 | 50 and 60 | 463RAU4W | 2CMA167462R1000 | 1 | 0.69 |
| 5 | Red | 346-415 | 50 and 60 | 463RAU6W * | 2CMA167464R1000 | 1 | 0.69 |
| 5 | Black | 480-500 | 50 and 60 | 463RAU7W | 2CMA167466R1000 | 1 | 0.69 |
| 5 | Blue | 208-250 | 50 and 60 | 463RAU9W | 2CMA167468R1000 | 1 | 0.69 |
| 5 | Red | 440-460 | 60 | 463RAU11W | 2CMA167470R1000 | 1 | 0.69 |

*) Indicates standard product.
- Delivered with flange gasket.

- Accessoriespage 62
- Technical data.....page 74
- Dimensions.....page 81

Panel mounted socket inlets

Straight flange



16 A, IP 44 Splashproof

Plastic enclosure (PA). Cable area 1.5 - 4 mm²



| Terminals/ Poles | Color code | Voltage V | Frequency Hz | Type | Order Code | Pack | Weight kg/ea |
|---------------------|---------------|--------------|-----------------|---------|-----------------|------|-----------------|
| 2P+E | | | | | | | |
| 3 | Blue | 200-250 | 50 and 60 | 216B6 * | 2CMA193338R1000 | 10 | 0.10 |
| 3P+E | | | | | | | |
| 4 | Black | 600-690 | 50 and 60 | 316B5 | 2CMA193345R1000 | 10 | 0.13 |
| 4 | Red | 380-415 | 50 and 60 | 316B6 | 2CMA193346R1000 | 10 | 0.13 |
| 4 | Blue | 200-250 | 50 and 60 | 316B9 | 2CMA193348R1000 | 10 | 0.13 |
| 3P+N+E | | | | | | | |
| 5 | Red | 346-415 | 50 and 60 | 416B6 * | 2CMA193355R1000 | 10 | 0.14 |



16 A, IP 44 Splashproof

Plastic enclosure (PA). Cable area 1.5 - 4 mm²



| Terminals/ Poles | Color code | Voltage V | Frequency Hz | Type | Order Code | Pack | Weight kg/ea |
|---------------------|---------------|--------------|-----------------|----------|-----------------|------|-----------------|
| 3P+N+E | | | | | | | |
| 5 | Red | 346-415 | 50 and 60 | 416BU6 * | 2CMA193468R1000 | 10 | 0.14 |

32 A, IP 44 Splashproof

Plastic enclosure (PA). Cable area 2.5 - 10 mm²



| Terminals/ Poles | Color code | Voltage V | Frequency Hz | Type | Order Code | Pack | Weight kg/ea |
|---------------------|---------------|--------------|-----------------|----------|-----------------|------|-----------------|
| 2P+E | | | | | | | |
| 3 | Blue | 200-250 | 50 and 60 | 232BU6 * | 2CMA193434R1000 | 10 | 0.15 |
| 3P+E | | | | | | | |
| 4 | Black | 600-690 | 50 and 60 | 332BU5 | 2CMA193441R1000 | 10 | 0.17 |
| 4 | Red | 380-415 | 50 and 60 | 332BU6 * | 2CMA193442R1000 | 10 | 0.17 |
| 4 | Blue | 200-250 | 50 and 60 | 332BU9 | 2CMA193444R1000 | 10 | 0.17 |
| 3P+N+E | | | | | | | |
| 5 | Red | 346-415 | 50 and 60 | 432BU6 * | 2CMA193451R1000 | 10 | 0.19 |



63 A, IP 44 Splashproof

Plastic enclosure (PBT). Cable area 6 - 25 mm²



| Terminals/ Poles | Color code | Voltage V | Frequency Hz | Type | Order Code | Pack | Weight kg/ea |
|---------------------|---------------|--------------|-----------------|----------|-----------------|------|-----------------|
| 2P+E | | | | | | | |
| 3 | Blue | 200-250 | 50 and 60 | 263BU6 | 2CMA167212R1000 | 1 | 0.50 |
| 3P+E | | | | | | | |
| 4 | Black | 600-690 | 50 and 60 | 363BU5 | 2CMA167220R1000 | 1 | 0.55 |
| 4 | Red | 380-415 | 50 and 60 | 363BU6 | 2CMA167222R1000 | 1 | 0.55 |
| 4 | Blue | 200-250 | 50 and 60 | 363BU9 | 2CMA167226R1000 | 1 | 0.55 |
| 3P+N+E | | | | | | | |
| 5 | Red | 346-415 | 50 and 60 | 463BU6 * | 2CMA167234R1000 | 1 | 0.60 |

*) Indicates standard product.

- Accessories page 62
- Technical data page 74
- Dimensions page 81

Panel mounted socket inlets

Straight flange



63 A, IP 67 Watertight Plastic enclosure (PBT). Cable area 6 - 25 mm²



| Terminals/ Poles | Color code | Voltage V | Frequency Hz | Type | Order Code | Pack | Weight kg/ea |
|---------------------|---------------|--------------|-----------------|----------|-----------------|------|-----------------|
| 2P+E | | | | | | | |
| 3 | Grey | | AC | 263BU1W | 2CMA168106R1000 | 1 | 0.50 |
| 3 | Yellow | 100-130 | 50 and 60 | 263BU4W | 2CMA168103R1000 | 1 | 0.50 |
| 3 | Blue | 200-250 | 50 and 60 | 263BU6W | 2CMA168104R1000 | 1 | 0.50 |
| 3 | Red | 380-415 | 50 and 60 | 263BU9W | 2CMA168105R1000 | 1 | 0.50 |
| 3P+E | | | | | | | |
| 4 | Grey | | AC | 363BU1W | 2CMA168113R1000 | 1 | 0.55 |
| 4 | Yellow | 100-130 | 50 and 60 | 363BU4W | 2CMA168107R1000 | 1 | 0.55 |
| 4 | Black | 600-690 | 50 and 60 | 363BU5W | 2CMA168108R1000 | 1 | 0.55 |
| 4 | Red | 380-415 | 50 and 60 | 363BU6W | 2CMA168109R1000 | 1 | 0.55 |
| 4 | Black | 480-500 | 50 and 60 | 363BU7W | 2CMA168110R1000 | 1 | 0.55 |
| 4 | Blue | 200-250 | 50 and 60 | 363BU9W | 2CMA168111R1000 | 1 | 0.55 |
| 4 | Red | 440-460 | 60 | 363BU11W | 2CMA168112R1000 | 1 | 0.55 |
| 3P+N+E | | | | | | | |
| 5 | Grey | | AC | 463BU1W | 2CMA168119R1000 | 1 | 0.60 |
| 5 | Yellow | 100-130 | 50 and 60 | 463BU4W | 2CMA168114R1000 | 1 | 0.60 |
| 5 | Red | 346-415 | 50 and 60 | 463BU6W | 2CMA168115R1000 | 1 | 0.60 |
| 5 | Black | 480-500 | 50 and 60 | 463BU7W | 2CMA168116R1000 | 1 | 0.60 |
| 5 | Blue | 208-250 | 50 and 60 | 463BU9W | 2CMA168117R1000 | 1 | 0.60 |
| 5 | Red | 440-460 | 60 | 463BU11W | 2CMA168118R1000 | 1 | 0.60 |



125 A, IP 67 Watertight Plastic enclosure (PBT). Cable area 16 - 70 mm²



| Terminals/ Poles | Color Code | Voltage V | Frequency Hz | Type | Order Code | Pack | Weight kg/ea |
|---------------------|---------------|--------------|-----------------|------------|-----------------|------|-----------------|
| 2P+E | | | | | | | |
| 3 | Grey | | AC | 2125BU1W | 2CMA167196R1000 | 1 | 0.78 |
| 3 | Yellow | 100-130 | 50 and 60 | 2125BU4W | 2CMA167194R1000 | 1 | 0.78 |
| 3 | Blue | 200-250 | 50 and 60 | 2125BU6W | 2CMA167195R1000 | 1 | 0.78 |
| 3P+E | | | | | | | |
| 4 | Grey | | AC | 3125BU1W | 2CMA167202R1000 | 1 | 0.84 |
| 4 | Yellow | 100-130 | 50 and 60 | 3125BU4W | 2CMA167197R1000 | 1 | 0.84 |
| 4 | Red | 380-415 | 50 and 60 | 3125BU6W | 2CMA167198R1000 | 1 | 0.84 |
| 4 | Black | 480-500 | 50 and 60 | 3125BU7W | 2CMA167199R1000 | 1 | 0.84 |
| 4 | Blue | 200-250 | 50 and 60 | 3125BU9W | 2CMA167200R1000 | 1 | 0.84 |
| 4 | Red | 440-460 | 60 | 3125BU11W | 2CMA167201R1000 | 1 | 0.84 |
| 3P+N+E | | | | | | | |
| 5 | Grey | | AC | 4125BU1W | 2CMA167208R1000 | 1 | 0.96 |
| 5 | Yellow | 100-130 | 50 and 60 | 4125BU4W | 2CMA167203R1000 | 1 | 0.96 |
| 5 | Red | 346-415 | 50 and 60 | 4125BU6W * | 2CMA167204R1000 | 1 | 0.96 |
| 5 | Black | 480-500 | 50 and 60 | 4125BU7W | 2CMA167205R1000 | 1 | 0.96 |
| 5 | Blue | 208-250 | 50 and 60 | 4125BU9W | 2CMA167206R1000 | 1 | 0.96 |
| 5 | Red | 440-460 | 60 | 4125BU11W | 2CMA167207R1000 | 1 | 0.96 |

*) Indicates standard product.
- Delivered with flange gasket.

- Accessoriespage 62
- Technical data.....page 74
- Dimensions.....page 83

Panel mounted socket inlets

Angled flange



16 A, IP 67 Watertight Plastic enclosure (PBT). Cable area 1.5 - 4 mm²



| Terminals/ Poles | Color code | Voltage V | Frequency Hz | Type | Order Code | Pack | Weight kg/ea |
|---------------------|---------------|--------------|-----------------|------------|-----------------|------|-----------------|
| 2P+E | | | | | | | |
| 3 | Grey | | AC | 216BAU1W | 2CMA166684R1000 | 1 | 0.14 |
| 3 | Grey | >50-250 | DC | 216BAU3W | 2CMA166674R1000 | 1 | 0.14 |
| 3 | Yellow | 100-130 | 50 and 60 | 216BAU4W * | 2CMA166676R1000 | 1 | 0.14 |
| 3 | Blue | 200-250 | 50 and 60 | 216BAU6W * | 2CMA166678R1000 | 1 | 0.14 |
| 3 | Red | 380-415 | 50 and 60 | 216BAU9W | 2CMA166680R1000 | 1 | 0.14 |
| 3 | Grey | transf | 50 and 60 | 216BAU12W | 2CMA166682R1000 | 1 | 0.14 |
| 3P+E | | | | | | | |
| 4 | Grey | | AC | 316BAU1W | 2CMA166704R1000 | 1 | 0.19 |
| 4 | Green | >50 | >300-500 | 316BAU2W | 2CMA166686R1000 | 1 | 0.19 |
| 4 | Grey | 380/440 | 50/60 | 316BAU3W | 2CMA166688R1000 | 1 | 0.19 |
| 4 | Yellow | 100-130 | 50 and 60 | 316BAU4W | 2CMA166690R1000 | 1 | 0.19 |
| 4 | Black | 600-690 | 50 and 60 | 316BAU5W | 2CMA166692R1000 | 1 | 0.19 |
| 4 | Red | 380-415 | 50 and 60 | 316BAU6W | 2CMA166694R1000 | 1 | 0.19 |
| 4 | Black | 480-500 | 50 and 60 | 316BAU7W | 2CMA166696R1000 | 1 | 0.19 |
| 4 | Blue | 200-250 | 50 and 60 | 316BAU9W | 2CMA166698R1000 | 1 | 0.19 |
| 4 | Green | >50 | 100-300 | 316BAU10W | 2CMA166700R1000 | 1 | 0.19 |
| 4 | Red | 440-460 | 60 | 316BAU11W | 2CMA166702R1000 | 1 | 0.19 |
| 3P+N+E | | | | | | | |
| 5 | Grey | | AC | 416BAU1W | 2CMA166720R1000 | 1 | 0.21 |
| 5 | Green | >50 | >300-500 | 416BAU2W | 2CMA166706R1000 | 1 | 0.21 |
| 5 | Grey | 380/440 | 50/60 | 416BAU3W | 2CMA166708R1000 | 1 | 0.21 |
| 5 | Yellow | 100-130 | 50 and 60 | 416BAU4W | 2CMA166710R1000 | 1 | 0.21 |
| 5 | Red | 346-415 | 50 and 60 | 416BAU6W * | 2CMA166712R1000 | 1 | 0.21 |
| 5 | Black | 480-500 | 50 and 60 | 416BAU7W | 2CMA166714R1000 | 1 | 0.21 |
| 5 | Blue | 208-250 | 50 and 60 | 416BAU9W | 2CMA166716R1000 | 1 | 0.21 |
| 5 | Red | 440-460 | 60 | 416BAU11W | 2CMA166718R1000 | 1 | 0.21 |



32 A, IP 67 Watertight Plastic enclosure (PBT). Cable area 2.5 - 10 mm²



| Terminals/ Poles | Color Code | Voltage V | Frequency Hz | Type | Order Code | Pack | Weight kg/ea |
|---------------------|---------------|--------------|-----------------|-----------|-----------------|------|-----------------|
| 2P+E | | | | | | | |
| 3 | Grey | | AC | 232BAU1W | 2CMA166636R1000 | 1 | 0.22 |
| 3 | Yellow | 100-130 | 50 and 60 | 232BAU4W | 2CMA166628R1000 | 1 | 0.22 |
| 3 | Blue | 200-250 | 50 and 60 | 232BAU6W | 2CMA166630R1000 | 1 | 0.22 |
| 3 | Red | 380-415 | 50 and 60 | 232BAU9W | 2CMA166632R1000 | 1 | 0.22 |
| 3 | Grey | transf | 50 and 60 | 232BAU12W | 2CMA166634R1000 | 1 | 0.22 |
| 3P+E | | | | | | | |
| 4 | Grey | | AC | 332BAU1W | 2CMA166656R1000 | 1 | 0.24 |
| 4 | Green | >50 | >300-500 | 332BAU2W | 2CMA166638R1000 | 1 | 0.24 |
| 4 | Grey | 380/440 | 50/60 | 332BAU3W | 2CMA166640R1000 | 1 | 0.24 |
| 4 | Yellow | 100-130 | 50 and 60 | 332BAU4W | 2CMA166642R1000 | 1 | 0.24 |
| 4 | Black | 600-690 | 50 and 60 | 332BAU5W | 2CMA166644R1000 | 1 | 0.24 |
| 4 | Red | 380-415 | 50 and 60 | 332BAU6W | 2CMA166646R1000 | 1 | 0.24 |
| 4 | Black | 480-500 | 50 and 60 | 332BAU7W | 2CMA166648R1000 | 1 | 0.24 |
| 4 | Blue | 200-250 | 50 and 60 | 332BAU9W | 2CMA166650R1000 | 1 | 0.24 |
| 4 | Green | >50 | 100-300 | 332BAU10W | 2CMA166652R1000 | 1 | 0.24 |
| 4 | Red | 440-460 | 60 | 332BAU11W | 2CMA166654R1000 | 1 | 0.24 |
| 3P+N+E | | | | | | | |
| 5 | Grey | | AC | 432BAU1W | 2CMA166672R1000 | 1 | 0.26 |
| 5 | Green | >50 | >300-500 | 432BAU2W | 2CMA166658R1000 | 1 | 0.26 |
| 5 | Grey | 380/440 | 50/60 | 432BAU3W | 2CMA166660R1000 | 1 | 0.26 |
| 5 | Yellow | 100-130 | 50 and 60 | 432BAU4W | 2CMA166662R1000 | 1 | 0.26 |
| 5 | Red | 346-415 | 50 and 60 | 432BAU6W | 2CMA166664R1000 | 1 | 0.26 |
| 5 | Black | 480-500 | 50 and 60 | 432BAU7W | 2CMA166666R1000 | 1 | 0.26 |
| 5 | Blue | 208-250 | 50 and 60 | 432BAU9W | 2CMA166668R1000 | 1 | 0.26 |
| 5 | Red | 440-460 | 60 | 432BAU11W | 2CMA166670R1000 | 1 | 0.26 |

- Accessories page 62
- Technical data page 74
- Dimensions page 83

*) Indicates standard product.
- Delivered with flange gasket.

Modular Combi



Modular Combi is a system consisting of compact units replacing outlets, that traditionally has been scattered around the walls. Modular Combi is a cost effective system with different types of outlets, RCDs and MCBs in one location. Modular Combi is very easy to install and, thanks to the solutions and design, it saves time and money.

The Modular Combi Range consists of two lines, one product line in plastic, the other one in metal. Common for them are among other features that you only need one feeding cable, it can be mounted with an already existing 4-wire as well as 5-wire cable and that the modules are easy to modify in the future for additional needs. Modular Combi can easily be customized for special applications.

Modular Combi Plastic



Operating voltage 230/400 V ~

Enclosure: Plastic (PBT)

Dimensions: According to table or customer order

Outlets: Combi Plastic is designed for different types of single phase domestic outlets and for IEC outlets up to and including 63 A. With or without mechanical interlocked IEC outlets.

Cable entry: 4 knock-outs at the top, suitable for 2 x Ø 40 mm and 2 x Ø 25 mm
At the bottom 3 x Ø 47 mm

Cable area: 2 x 16 mm² Cu. Designed for looping

Covers: For MCB/RCD, maximum 13 modules, 2 opened and knock-outs for the rest of the modules row. DIN-rail in bottom for terminals and MCB/RCDs. With a distance at the bottom to allow wiring behind the rail. The lid is pad lockable.



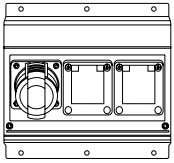
For 16 A, IP 44 Splashproof

| Socket outlet | RCD 30 mA | MCB | Type | Order Code | Weight kg/ea |
|--|--------------|------------------|-----------|-----------------|-----------------|
| Box size W x H x D: 250 x 170 x 160 | | | | | |
| 2 x 10/16 A IEC 60309, 1 x 16 A, 3P+N+E | - | - | MP16 | 2CMA168999R1000 | 1.7 |
| Box size W x H x D: 250 x 300 x 160 | | | | | |
| 2 x 10/16 A IEC 60309, 1 x 16 A, 3P+N+E | - | 1P 3P | MP16/1 * | 2CMA168998R1000 | 2.0 |
| 2 x 10/16 A IEC 60309, 1 x 16 A, 3P+N+E | - | 1P 3P | MP16/1MS | 2CMA168981R1000 | 2.6 |
| 2 x 10/16 A IEC 60309, 1 x 16 A, 3P+N+E | yes yes | - 3P | MPR16 * | 2CMA168997R1000 | 2.3 |
| Box size W x H x D: 250 x 430 x 160 | | | | | |
| 4 x 10/16 A IEC 60309, 3 x 16 A, 3P+N+E | - | 2 x 1P 2 x 3P | MP16/3 * | 2CMA168996R1000 | 3.1 |
| 4 x 10/16 A IEC 60309, 3 x 16 A, 3P+N+E | yes yes | 2 x 3P 2 x 3P | MPR16/3 | 2CMA168995R1000 | 3.4 |
| 2 x 10/16 A IEC 60309, 1 x 16 A, 3P+N+E | yes yes | - 3P | MPR16MS | 2CMA168980R1000 | 3.1 |
| Box size W x H x D: 250 x 560 x 160 | | | | | |
| 4 x 10/16 A IEC 60309, 3 x 16 A, 3P+N+E | yes yes | 2 x 1P 2 x 3P | MPR16/3MS | 2CMA168982R1000 | 4.7 |

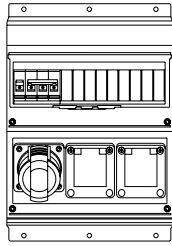
*) Indicates standard product.

Modular Combi Plastic

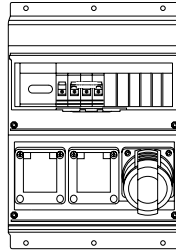
Front pictures



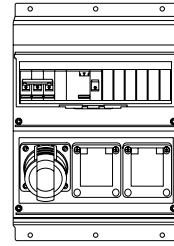
MP16



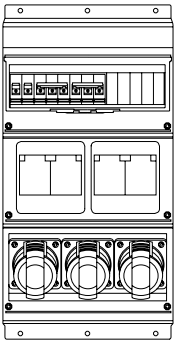
MP16/1



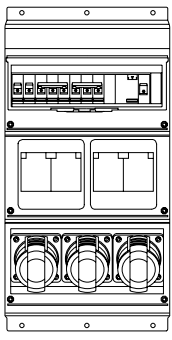
MP16/1MS



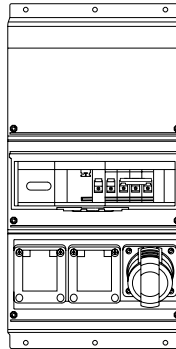
MPR16



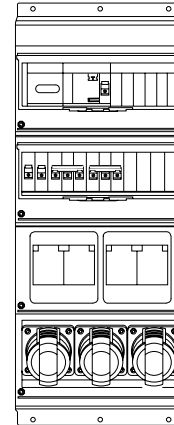
MP16/3



MPR16/3

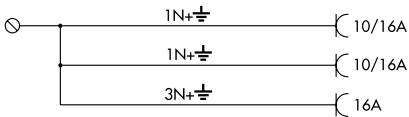


MPR16MS

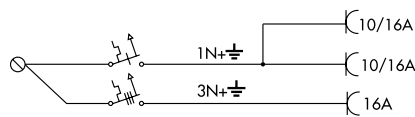


MPR16/3MS

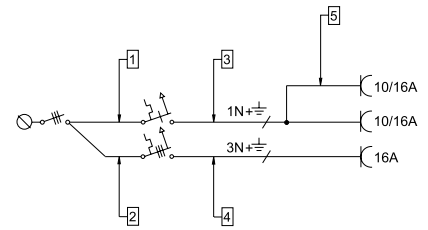
Wiring diagrams



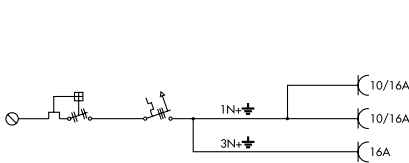
MP16



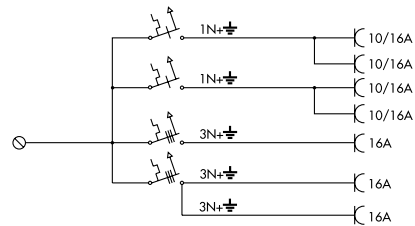
MP16/1



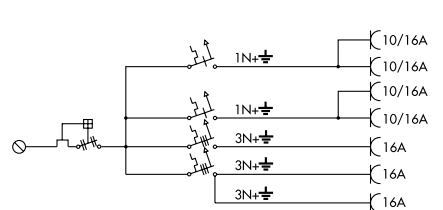
MP16/1MS



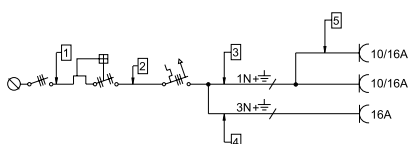
MPR16



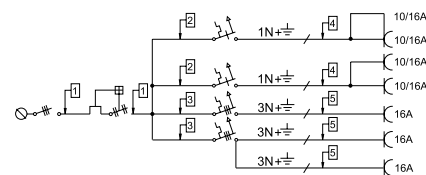
MP16/3



MPR16/3



MPR16MS



MPR16/3MS

Modular Combi Plastic



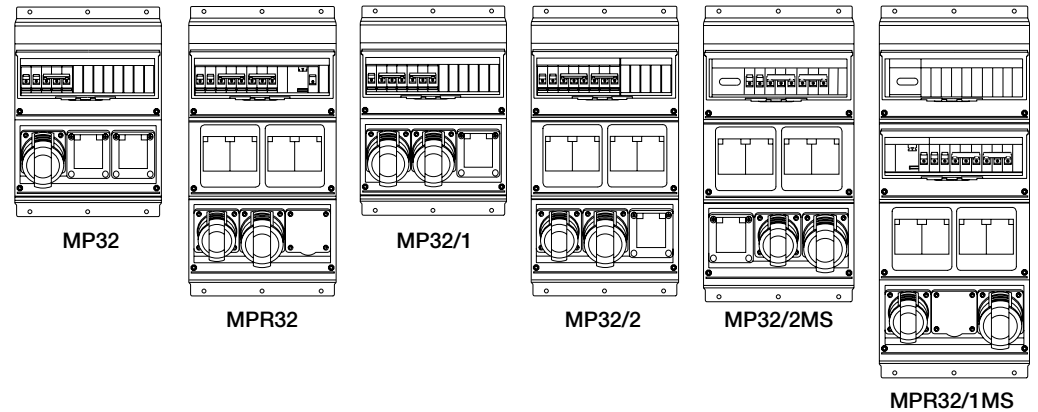
For 32 A, IP 44 Splashproof



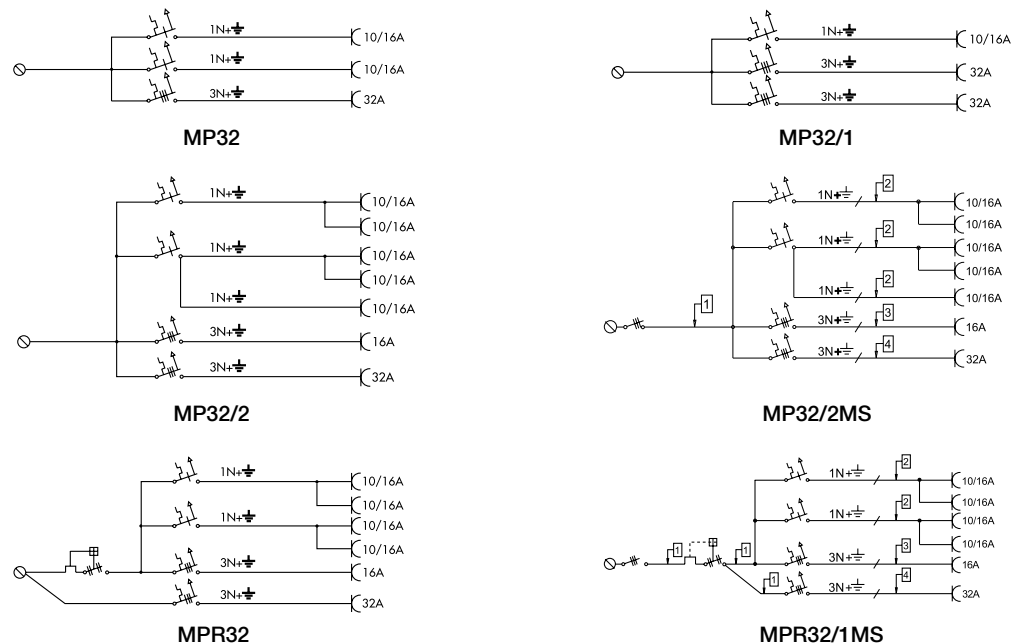
| Socket outlet | RCD 30 mA | MCB | Type | Order Code | Weight kg/ea |
|---|-------------------|--------------------|-----------|-----------------|-----------------|
| Box size W x H x D: 250 x 300 x 160 | | | | | |
| 2 x 10/16 A IEC 60309, 1 x 32 A, 3P+N+E | - | 2 x 1P 3P | MP32 | 2CMA168994R1000 | 1.7 |
| 4 x 10/16 A IEC 60309, 1 x 16 A, 3P+N+E IEC 60309, 1 x 32 A, 3P+N+E | yes yes | 2 x 1P 3P | MPR32 * | 2CMA168991R1000 | 4.0 |
| 2 x 10/16 A IEC 60309, 1 x 32 A, 3P+N+E | - | 1P 2 x 3P | MP32/1 | 2CMA168993R1000 | 2.6 |
| Box size W x H x D: 250 x 430 x 160 | | | | | |
| 5 x 10/16 A IEC 60309, 1 x 16 A, 3P+N+E IEC 60309, 1 x 32 A, 3P+N+E | - - | 2 x 1P 3P 3P | MP32/2 | 2CMA168992R1000 | 3.1 |
| 5 x 10/16 A IEC 60309, 1 x 16 A, 3P+N+E IEC 60309, 1 x 32 A, 3P+N+E | - - | 2 x 1P 3P 3P | MP32/2MS | 2CMA168983R1000 | 3.3 |
| Box size W x H x D: 250 x 560 x 160 | | | | | |
| 4 x 10/16 A IEC 60309, 1 x 16 A, 3P+N+E IEC 60309, 1 x 32 A, 3P+N+E | yes yes yes | 2 x 1P 3P 3P | MPR32/1MS | 2CMA168984R1000 | 4.8 |

* Indicates standard product.

Front pictures



Wiring diagrams



Modular Combi Plastic



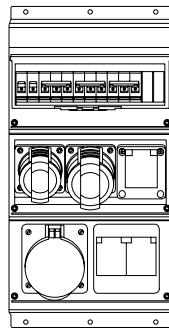
For 63 A, IP 44 Splashproof



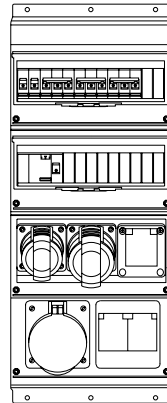
| Socket outlet | RCD 30 mA | MCB | Type | Order Code | Weight kg/ea |
|--|--------------|--------|-----------|-----------------|-----------------|
| Box size W x H x D: 250 x 430 x 160 | | | | | |
| 3 x 10/16 A | - | 2 x 1P | MP63 * | 2CMA168990R1000 | 4.0 |
| IEC 60309, 1 x 16 A, 3P+N+E | - | 3P | | | |
| IEC 60309, 1 x 32 A, 3P+N+E | - | 3P | | | |
| IEC 60309, 1 x 63 A, 3P+N+E | - | - | | | |
| Box size W x H x D: 250 x 560 x 160 | | | | | |
| 3 x 10/16 A | yes | 2 x 1P | MPR63 | 2CMA168989R1000 | 5.4 |
| IEC 60309, 1 x 16 A, 3P+N+E | yes | 3P | | | |
| IEC 60309, 1 x 32 A, 3P+N+E | - | 3P | | | |
| IEC 60309, 1 x 63 A, 3P+N+E | - | 3P | | | |
| 3 x 10/16 A | yes | 2 x 1P | MPR63/1 * | 2CMA168988R1000 | 5.4 |
| IEC 60309, 1 x 16 A, 3P+N+E | yes | 3P | | | |
| IEC 60309, 1 x 32 A, 3P+N+E | yes | 3P | | | |
| IEC 60309, 1 x 63 A, 3P+N+E | yes | 3P | | | |
| 3 x 10/16 A | yes | 2 x 1P | MPR63/1MS | 2CMA168985R1000 | 5.7 |
| IEC 60309, 1 x 16 A, 3P+N+E | yes | 3P | | | |
| IEC 60309, 1 x 32 A, 3P+N+E | yes | 3P | | | |
| IEC 60309, 1 x 63 A, 3P+N+E | yes | 3P | | | |

*) Indicates standard product.

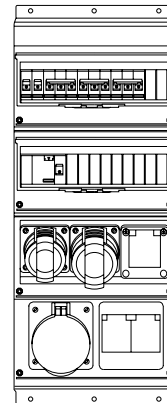
Front pictures



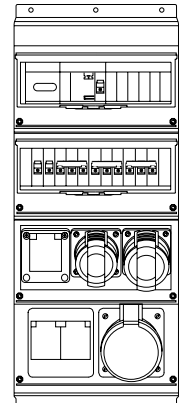
MP63



MPR63

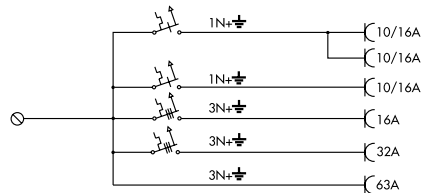


MPR63/1

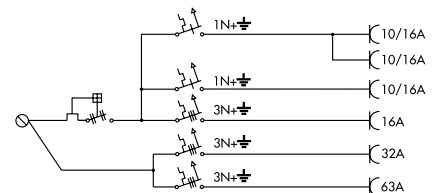


MPR63/1MS

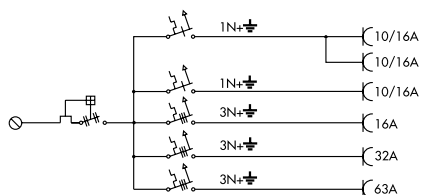
Wiring diagrams



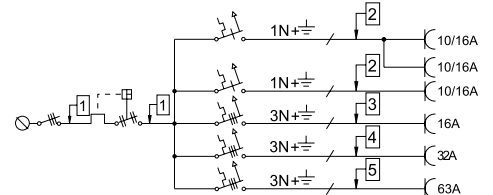
MP63



MPR63



MPR63/1



MPR63/1MS

Modular Combi Plastic



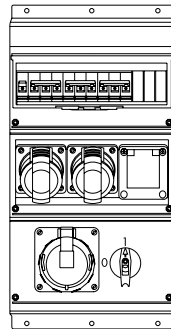
For 32 A, IP 44 Splashproof



| Socket outlet | RCD 30 mA | MCB | Type | Order Code | Weight kg/ea |
|--|--------------|--------|----------|-----------------|-----------------|
| Box size W x H x D: 250 x 430 x 160 | | | | | |
| 1 x 10/16 A | - | 1P | MP32/SW1 | 2CMA168987R1000 | 4.1 |
| IEC 60309, 2 x 16 A, 3P+N+E | - | 2 x 3P | | | |
| IEC 60309, 1 x 32 A, 3P+N+E ¹⁾ | - | 3P | | | |

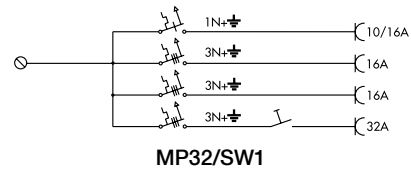
¹⁾ Mechanically interlocked

Front picture



MP32/SW1

Wiring diagram



Modular Combi Metal



Operating voltage 230/400 V ~

Enclosure: Aluminium with front plates of galvanised steel.

Dimensions: According to table or customer order

Outlets: Combi Metal is designed for different types of single phase domestic outlets and for IEC outlets up to and including 63 A. With or without mechanical interlocked IEC outlets.

Cable entry: FL21 flange openings at top and bottom

Cable area: 2 x 16 mm² Cu. Designed for looping

Covers: For MCB/RCD, maximum 12 modules. DIN-rail in bottom for terminals and MCB/RCDs. With a distance at the bottom to allow wiring behind the rail. The lid is pad lockable.

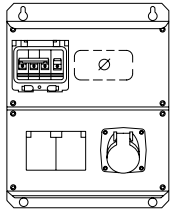
For 16 A, IP 44 Splashproof



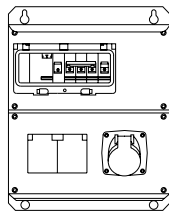
| Socket outlet | RCD 30 mA | MCB | Type | Order Code | Weight kg/ea |
|--|--------------|--------|----------|-----------------|-----------------|
| Box size W x H x D: 250 x 314 x 172 | | | | | |
| 2 x 10/16 A | - | 1P | M16/1 | 2CMA179348R1000 | 3.80 |
| IEC 60309, 1 x 16 A, 3P+N+E | - | 3P | | | |
| 2 x 10/16 A | yes | 1P | M16/2JFB | 2CMA179349R1000 | 4.55 |
| IEC 60309, 1 x 16 A, 3P+N+E | yes | 3P | | | |
| Box size W x H x D: 250 x 574 x 179 | | | | | |
| 4 x 10/16 A | - | 2 x 1P | M32/1 | 2CMA179350R1000 | 6.75 |
| IEC 60309, 1 x 16 A, 3P+N+E | - | 3P | | | |
| IEC 60309, 1 x 32 A, 3P+N+E | - | 3P | M32/2JFB | 2CMA179351R1000 | 7.35 |
| 4 x 10/16 A | yes | 2 x 1P | | | |
| IEC 60309, 1 x 16 A, 3P+N+E | yes | 3P | M63/1 | 2CMA179352R1000 | 8.95 |
| IEC 60309, 1 x 32 A, 3P+N+E | - | 3P | | | |
| IEC 60309, 1 x 63 A, 3P+N+E | - | 3P | M63/2JFB | 2CMA179353R1000 | 9.55 |
| 4 x 10/16 A | yes | 2 x 1P | | | |
| IEC 60309, 1 x 16 A, 3P+N+E | yes | 3P | M63/2JFB | 2CMA179353R1000 | 9.55 |
| IEC 60309, 1 x 32 A, 3P+N+E | yes | 3P | | | |
| IEC 60309, 1 x 63 A, 3P+N+E | yes | 3P | | | |

Modular Combi Metal

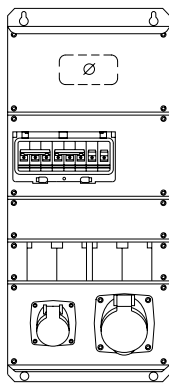
Front pictures



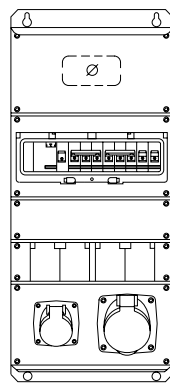
M16/1



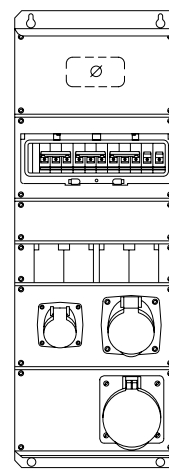
M16/2JFB



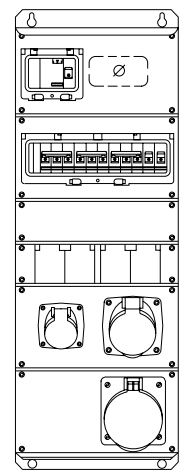
M32/1



M32/2JFB

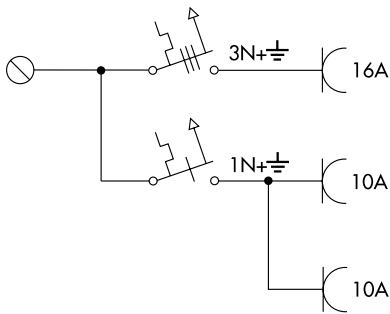


M63/1

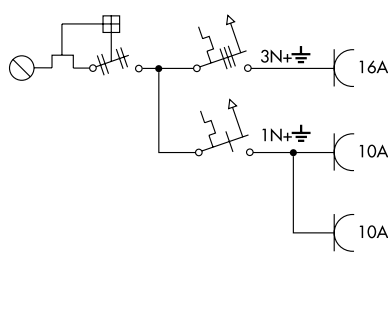


M63/2JFB

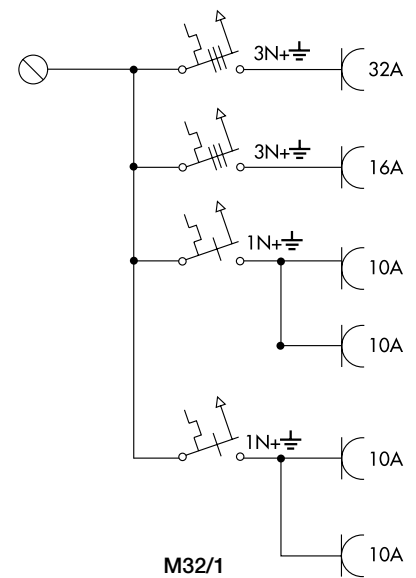
Wiring diagrams



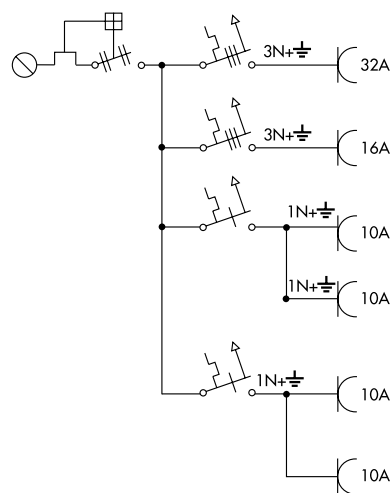
M16/1



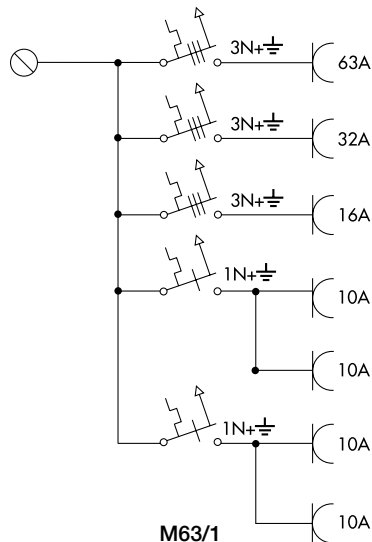
M16/2JFB



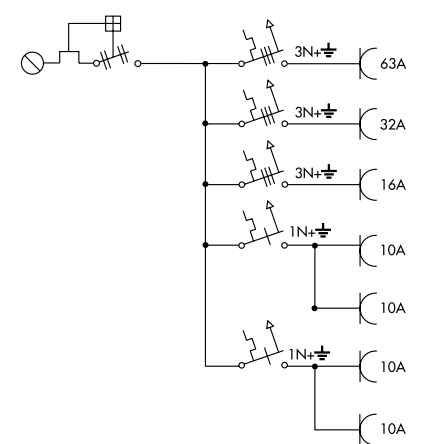
M32/1



M32/2JFB



M63/1



M63/2JFB

Additional Products & Accessories



A wide range of special products designed to give you better flexibility and connect different type of devices. Apart from adaptors and building site connections boxes there is also a section of accessories and spare parts to upgrade your existing ABB products.

Additional Products & Accessories

Adaptors



Three way adaptors, 16 A, IP 44 Splashproof

Plastic enclosure, one inlet and three socket-outlets



| Terminals/ Poles | Color code | Voltage V | Frequency Hz | Type | Order Code | Pack | Weight kg/ea |
|---------------------|---------------|--------------|-----------------|---------|-----------------|------|-----------------|
| 2P+E | | | | | | | |
| 3 | Yellow | 100-130 | 50 and 60 | 216T4 | 2CMA168120R1000 | 1 | 0.64 |
| 3 | Blue | 200-250 | 50 and 60 | 216T6 * | 2CMA168121R1000 | 1 | 0.64 |
| 3P+E | | | | | | | |
| 4 | Red | 380-415 | 50 and 60 | 316T6 * | 2CMA168122R1000 | 1 | 0.78 |
| 4 | Blue | 200-250 | 50 and 60 | 316T9 | 2CMA168123R1000 | 1 | 0.78 |
| 3P+N+E | | | | | | | |
| 5 | Red | 346-415 | 50 and 60 | 416T6 * | 2CMA168124R1000 | 1 | 0.89 |



Three way adaptor, 16 A, IP 44 Splashproof

Plastic enclosure

One inlet, one socket-outlet and two socket-outlets Schuko 230 V



| Description | Type | Order Code | Pack | Weight kg/ea |
|---|------------|-----------------|------|-----------------|
| 3P+N+E | | | | |
| Inlet 1 x IEC 16 A, 400 V Outlet 2 x Schuko 230 V 1 x IEC 16 A, 400 V | 416T6MIX * | 2CMA170193R1000 | 1 | 1.00 |



Adaptors on cable, 16 A, IP 44 Splashproof



| Description | Type | Order Code | Cable area | Pack | Length m |
|---|---------------|-----------------|-------------|------|-------------|
| Adaptor, 3-ways. From IEC 230 V to Schuko 230 V. | 216P6TRIO * | 2CMA170186R1000 | REVE 3G 1.5 | 1 | 1.50 |
| Adaptor, 3-ways. From IEC 400 V to Schuko 230 V | 416P6TRIO * | 2CMA170185R1000 | REVE 5G 1.5 | 1 | 1.00 |
| Adaptor, 3-ways. From IEC 400 V 16A to 3 x IEC 400 V 16 A | 416P6/216R6 * | 2CMA170191R1000 | REVE 5G 2.5 | 1 | 2.00 |
| Adaptor, 3-ways. From IEC 400 V 16 A to 3 x IEC 400 V 16 A | 416P6/416R6 * | 2CMA170192R1000 | REVE 5G 2.5 | 1 | 2.50 |
| Adaptor, 3-ways. From IEC 400 V 16 A to 2 x Schuko 230 V + IEC 400 V 16 A | 416P6/DUO+C * | 2CMA170265R1000 | REVE 5G 1.5 | 1 | 1.50 |

Adaptors, 10/16 A, IP 44 Splashproof

Plastic enclosure

One inlet IEC 16 A and one outlet 10/16 A (Schuko)



| Terminals/ Poles | Color code | Voltage V | Frequency Hz | Type | Order Code | Pack qty | Weight kg/ea |
|---------------------|---------------|--------------|-----------------|-------------|-----------------|-------------|-----------------|
| 2P+E | | | | | | | |
| 3 | Blue | 230 | 50 and 60 | 216Schuko * | 2CMA170196R1000 | 10 | 0.14 |
| 3P+E | | | | | | | |
| 4 | Red | 415/230 | 50 and 60 | 416Schuko * | 2CMA170195R1000 | 10 | 0.18 |

*) Indicates standard product.

Additional Products & Accessories

Phase sequense products

ABB's new range of phase shifter products offers a safe and quick solution to the problem with wrong phase sequense in an electrical installation.



Plug Shifter, 16 A, IP 44 Splashproof

Plastic enclosure (PA), Cable area / Connection area 1 - 2.5 mm²

Easy & Safe

| Terminals/ Poles | Color code | Voltage V | Frequency Hz | Type | Order Code | Pack qty | Weight kg/ea |
|---------------------------|---------------|--------------|-----------------|-----------|-----------------|-------------|-----------------|
| Rated current 16 A | | | | | | | |
| 3P+N+E | | | | | | | |
| 5 | ■ Red | 346-415 | 50 and 60 | 416PFV6 * | 2CMA168131R1000 | 1 | 0.19 |



Surface Inlet Shifter, 16 A, IP 44 Splashproof

Plastic enclosure (PA), Cable area / Connection area 1.5 - 4 mm²

Easy & Safe

| Terminals/ Poles | Color code | Voltage V | Frequency Hz | Type | Order Code | Pack qty | Weight kg/ea |
|---------------------------|---------------|--------------|-----------------|----------|-----------------|-------------|-----------------|
| Rated current 16 A | | | | | | | |
| 3P+N+E | | | | | | | |
| 5 | ■ Red | 346-415 | 50 and 60 | 416BSFV6 | 2CMA168169R1000 | 1 | 0.20 |



Panel Mounted Inlet Shifter, 16 A, IP 44 Splashproof

Plastic enclosure (PA), Cable area / Connection area 1.5 - 4 mm²

Easy & Safe

| Terminals/ Poles | Color code | Voltage V | Frequency Hz | Type | Order Code | Pack qty | Weight kg/ea |
|---------------------------|---------------|--------------|-----------------|----------|-----------------|-------------|-----------------|
| Rated current 16 A | | | | | | | |
| 3P+N+E | | | | | | | |
| 5 | ■ Red | 346-415 | 50 and 60 | 416BUFV6 | 2CMA168159R1000 | 1 | 0.14 |



Phase sequence changers, 16 and 32 A, IP 44 Splashproof

Plastic enclosure

Easy & Safe

| Terminals/ Poles | Color code | Voltage V | Frequency Hz | Type | Order Code | Pack qty | Weight kg/ea |
|---------------------------|---------------|--------------|-----------------|----------|-----------------|-------------|-----------------|
| Rated current 16 A | | | | | | | |
| 3P+N+E | | | | | | | |
| 5 | ■ Red | 346-415 | 50 and 60 | 416FV6 * | 2CMA168129R1000 | 10 | 0.40 |
| Rated current 32 A | | | | | | | |
| 3P+N+E | | | | | | | |
| 5 | ■ Red | 346-415 | 50 and 60 | 432FV6 * | 2CMA168130R1000 | 10 | 0.60 |



Phase sequence testers, 16 and 32 A, IP 44 Splashproof

Plastic enclosure

Easy & Safe

| Terminals/ Poles | Color code | Voltage V | Frequency Hz | Type | Order Code | Pack qty | Weight kg/ea |
|---------------------------|---------------|--------------|-----------------|----------|-----------------|-------------|-----------------|
| Rated current 16 A | | | | | | | |
| 3P+N+E | | | | | | | |
| 5 | ■ Red | 346-415 | 50 and 60 | 416FP6 * | 2CMA168541R1000 | 1 | 0.14 |
| Rated current 32 A | | | | | | | |
| 3P+N+E | | | | | | | |
| 5 | ■ Red | 346-415 | 50 and 60 | 432FP6 | 2CMA168542R1000 | 1 | 0.20 |

*) Indicates standard product.

Additional Products & Accessories

Emergency power inlet



For connection of emergency power generators. Metal enclosure. Ingress protection rating IP 43. Inlet according to IEC 60 309-2, 3P+N+E, 6h, 400 V. Transfer switch according to IEC 60 947-3. Pilot indicator for returning power network voltage. Bottom flange size FL 13 (DRI 432-6 and DRI 463-6) or FL 21 (DRI 4125-6).

32 A, IP 43

Cable area Cu 25 mm², Al 35 mm².

| Terminals/ Poles | Color code | Voltage V | Type | Order code | Dimensions (mm) | | | Pack qty | Weight kg/ea |
|---------------------|---------------|--------------|-------------|-----------------|-----------------|-----|-----|-------------|-----------------|
| | | | | | W | H | D | | |
| 3P+N+E | | | | | | | | | |
| 5 | ■ Red | 400 | DRI 432-6 * | 2CMA154098R1000 | 330 | 330 | 163 | 1 | 9.7 |

63 A, IP 43

Cable area Cu 25 mm², Al 35 mm².

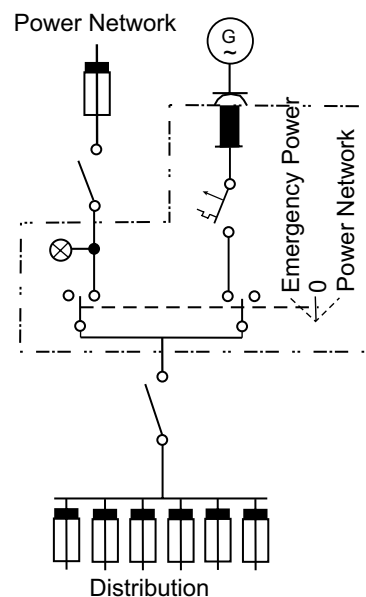
| Terminals/ Poles | Color code | Voltage V | Type | Order code | Dimensions (mm) | | | Pack qty | Weight kg/ea |
|---------------------|---------------|--------------|-------------|-----------------|-----------------|-----|-----|-------------|-----------------|
| | | | | | W | H | D | | |
| 3P+N+E | | | | | | | | | |
| 5 | ■ Red | 400 | DRI 463-6 * | 2CMA154099R1000 | 330 | 330 | 163 | 1 | 9.8 |

125 A, IP 43

Cable area Cu 50 mm², Al 70 mm².

| Terminals/ Poles | Color code | Voltage V | Type | Order code | Dimensions (mm) | | | Pack qty | Weight kg/ea |
|---------------------|---------------|--------------|--------------|-----------------|-----------------|-----|-----|-------------|-----------------|
| | | | | | W | H | D | | |
| 3P+N+E | | | | | | | | | |
| 5 | ■ Red | 400 | DRI 4125-6 * | 2CMA154029R1000 | 330 | 495 | 293 | 1 | 13.0 |

*) Indicates standard product.



Additional Products & Accessories

Building Site Connection Units

BPC is a mobile outlet central used for building / construction sites.

It is tested and approved according to EN 60 439-4 which means that the enclosure and wiring can handle the everyday life on construction sites.

16 A, IP 44 Splashproof

Plastic enclosure (PBT)



| Configuration | Type | Order code | Pack qty | Weight kg/ea |
|--|-------------|-----------------|----------|--------------|
| Inlet 16 A, 400 V Outlet: 2 x 16 A, 400 V 4 x 16 A Schuko 230 V with MCB 2+2 RCD 25 A 30 mA | BPC 16 * | 2CMA170266R1000 | 1 | 3.20 |
| Inlet 16 A, 400 V Outlet: 2 x 16 A, 400 V 4 x 16 A Schuko 230 V RCD 25 A 30 mA | BPC 16 US * | 2CMA170267R1000 | 1 | 3.10 |

32 A, IP 44 Splashproof

Plastic enclosure (PBT)

| Configuration | Type | Order code | Pack qty | Weight kg/ea |
|--|----------|-----------------|----------|--------------|
| Inlet 32 A, 400 V Outlet: 1 x 32 A, 400 V, for looping 1 x 16 A, 400 V with MCB 4 x 16 A Schuko 230 V with MCB 2+2 16 A RCD 40 A 30 mA | BPC 32 * | 2CMA170268R1000 | 1 | 3.40 |

Site connection units, 16 and 32 A, IP 44 Splashproof

Plastic enclosure (PBT) with terminal block to supply

distribution boards in sheds. Cable entry: Tube entry Ø 25.5 mm

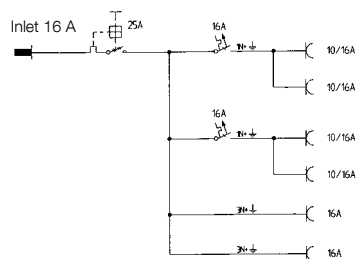
Easy & Safe



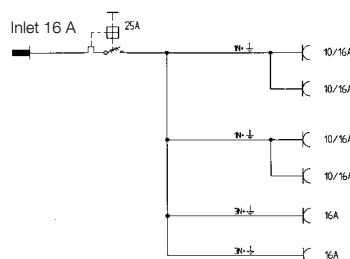
| Terminals/ Poles | Color code | Voltage V | Frequency Hz | Type | Order Code | Pack qty | Weight kg/ea |
|---------------------------|------------|-----------|--------------|---------|-----------------|----------|--------------|
| Rated current 16 A | | | | | | | |
| 3P+N+E | | | | | | | |
| 5 | Red | 346-415 | 50 and 60 | 416A6 * | 2CMA168127R1000 | 1 | 0.74 |
| Rated current 32 A | | | | | | | |
| 3P+N+E | | | | | | | |
| 5 | Red | 346-415 | 50 and 60 | 432A6 * | 2CMA168128R1000 | 1 | 0.94 |

*) Indicates standard product.

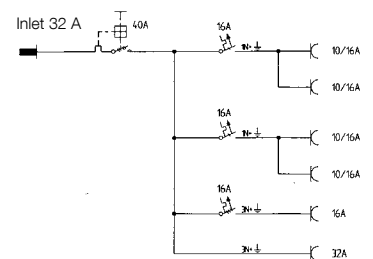
Wiring diagrams



2CMA170266R1000



2CMA170267R1000



2CMA170268R1000

Additional Products & Accessories



Plugblocker

Lockout / tagout for plugs and inlets. Can be used for any IEC 60309-1 and 60309-2 plug or inlet, both IP 44 and IP 67 products.

| To fit | Type | Order code | Pack qty |
|--|-------------|-----------------|----------|
| Plugs 16-125 A Panel mounted inlets 16-125 A Surface mounted inlets 16-125 A | CLF16-125 * | 2CMA179237R1000 | 1 |



Protective cover 16 - 125 A, IP 44/67

Material in EPDM Rubber

| For inlet and plug | Type | Order code | Pack qty |
|------------------------------|-----------|-----------------|----------|
| 16 A, 2P+E | GP216 * | 2CMA164993R1000 | 1 |
| 16 A, 3P+E | GP316 * | 2CMA164994R1000 | 1 |
| 16 A, 3P+N+E | GP416 * | 2CMA164995R1000 | 1 |
| 32 A, 2P+E and 3P+E | GP232/332 | 2CMA164996R1000 | 1 |
| 32 A, 3P+N+E | GP432 * | 2CMA164997R1000 | 1 |
| 63 A, 2P+E, 3P+E and 3P+N+E | GP63 * | 2CMA164998R1000 | 1 |
| 125 A, 2P+E, 3P+E and 3P+N+E | GP125 * | 2CMA164999R1000 | 1 |



Cable tightening

| To fit equipment type: | | Type | Order code | Dimension | Pack qty |
|--|------------|-------|-----------------|--|----------|
| Inlet | Outlet | | | | |
| 2125BS...W | 2125RS...W | CWT-1 | 2CMA170187R1000 | Ø 22-48 mm Cable area up to 70 mm ² | 1 |
| 3125BS...W | 3125RS...W | | | | |
| 4125BS...W | 4125RS...W | | | | |
| Modular Combi Plastic Extra assembly friendly | | CWT-2 | 2CMA144007R1000 | Ø 15-40 mm | 1 |
| FL21 Multisize Cable Gland | | CWT-3 | 2CMA199116R1000 | | 1 |

Accessories

| Description | Order Code | Pack qty |
|--|-----------------|----------|
| Tightening plug Pg 16 (Pr 22.5) * | 2CMA178320R1000 | 10 |
| Cable attachment clamp type AV * | 2CMA178336R1000 | 10 |
| Auxillary contact OA1G10 (Normally Open) | 2CMA144690R1000 | 1 |
| Auxillary contact OA1G01 (Normally Closed) | 2CMA144691R1000 | 1 |

*) Indicates standard product.

Auxillary contacts for all switched socket outlets 16-125 A. Technical data according to IEC 60944-5-1. Ith 16A.

Insulation voltage 690 V. Operational voltage (V) 230/400/690. Operational current (A) 6/4/2.

Additional Products & Accessories



Schuko outlets, 10/16 A, 250 V, IP 44 Splashproof Metal enclosure (aluminum alloy) The units have selfclosing lids which are lockable in closed position.

| Terminals/ Poles | Number of outlets | Conductor area, mm ² | Cable entry | Type | Order Code | Pack qty | Weight kg/ea |
|---------------------|----------------------|------------------------------------|-----------------|-----------|-----------------|-------------|-----------------|
| 1P+E | | | | | | | |
| 2 | 1 | 2.5 | 2 x M20 | UJ110/2 * | 2CMA178338R1000 | 10 | 0.30 |
| 2 | 2 | 2.5 | 2 x M20 | UJ210/2 * | 2CMA178339R1000 | 5 | 0.60 |
| 2 | 4 | 2.5 | 2 x M20+2 x M25 | UJ410 * | 2CMA178341R1000 | 1 | 0.90 |



Schuko outlet for panel mounting Plastic enclosure (PC), 10/16 A, 250 V, IP 54.

| Terminals/Poles | Type | Order Code | Pack qty | Weight kg/ea |
|-----------------|-------|-----------------|-------------|-----------------|
| 1P+E | | | | |
| 2 | UJP * | 2CMA178342R1000 | 10 | 0.07 |



Schuko outlet for mounting on supporting wire, wall or cable ladder Plastic enclosure, 10/16 A, 250 V. For through supply of 3P+N+E. Cable entry: conduit (2 pcs included)

| Terminals/ Poles | Number of outlets | Conductor area, mm ² | Degree of protection | Type | Order Code | Pack qty | Weight kg/ea |
|---------------------|----------------------|------------------------------------|-------------------------|---------|-----------------|-------------|-----------------|
| 1P+E | | | | | | | |
| 2 | 2 | 2.5 | IP 20 | 2210 * | 2CMA178311R1000 | 10 | 0.30 |
| 2 | 2 | 2.5 | IP 44 | 2210L * | 2CMA178319R1000 | 10 | 0.30 |



Surface socket outlet with schuko, 16 A, IP 44 Splashproof Plastic enclosure, socket-outlet with 2 pole schuko 16 A, Cable area 1.5 - 4 mm²



| Terminals/ Poles | Color code | Voltage V | Frequency Hz | Type | Order Code | Pack qty | Weight kg/ea |
|---------------------|---------------|--------------|-----------------|------------------|-----------------|-------------|-----------------|
| 3P+N+E | | | | | | | |
| 5 | ■ Red | 400/230 | 50 and 60 | CUE416-6+R/UJP * | 2CMA178301R1000 | 10 | 0.34 |

* Indicates standard product.

Additional Products & Accessories

Spare parts

Spare parts for switched interlocked socket-outlets

| Order code | Description | Pack quantity |
|--|-----------------------|---------------|
| Lid complete for MHS ¹⁾ | | |
| 2CMA181726R1000 | LID COMPL. 216MHS6 | 1 |
| 2CMA181738R1000 | LID COMPL. 316MHS6 | 1 |
| 2CMA181728R1000 | LID COMPL. 316MHS7 | 1 |
| 2CMA181735R1000 | LID COMPL. 316MHS9 | 1 |
| 2CMA181739R1000 | LID COMPL. 332MHS6 | 1 |
| 2CMA181736R1000 | LID COMPL. 332MHS7 | 1 |
| 2CMA181737R1000 | LID COMPL. 332MHS9 | 1 |
| 2CMA181746R1000 | LID COMPL. 363MHS6 | 1 |
| 2CMA181730R1000 | LID COMPL. 416MHS6 | 1 |
| 2CMA181729R1000 | LID COMPL. 432MHS6 | 1 |
| 2CMA181747R1000 | LID COMPL. 463MHS6 | 1 |
| Socket complete for MHS ²⁾ | | |
| 2CMA181711R1000 | SOCKET COMPL. 216MHS6 | 1 |
| 2CMA181712R1000 | SOCKET COMPL. 316MHS6 | 1 |
| 2CMA181713R1000 | SOCKET COMPL. 316MHS7 | 1 |
| 2CMA181714R1000 | SOCKET COMPL. 316MHS9 | 1 |
| 2CMA181710R1000 | SOCKET COMPL. 332MHS6 | 1 |
| 2CMA181716R1000 | SOCKET COMPL. 332MHS7 | 1 |
| 2CMA181717R1000 | SOCKET COMPL. 332MHS9 | 1 |
| 2CMA181744R1000 | SOCKET COMPL. 363MHS6 | 1 |
| 2CMA181715R1000 | SOCKET COMPL. 416MHS6 | 1 |
| 2CMA181718R1000 | SOCKET COMPL. 432MHS6 | 1 |
| 2CMA181745R1000 | SOCKET COMPL. 463MHS6 | 1 |
| Lid complete for MM ¹⁾ | | |
| 2CMA181734R1000 | LID COMPL. 316MM6 | 1 |
| 2CMA181732R1000 | LID COMPL. 332MM6 | 1 |
| 2CMA181740R1000 | LID COMPL. 363MM6 | 1 |
| 2CMA181733R1000 | LID COMPL. 416MM6 | 1 |
| 2CMA181731R1000 | LID COMPL. 432MM6 * | 1 |
| 2CMA181741R1000 | LID COMPL. 463MM6 | 1 |
| Socket complete for MM ²⁾ | | |
| 2CMA181719R1000 | SOCKET COMPL. 316MM6 | 1 |
| 2CMA181720R1000 | SOCKET COMPL. 332MM6 | 1 |
| 2CMA181742R1000 | SOCKET COMPL. 363MM6 | 1 |
| 2CMA181727R1000 | SOCKET COMPL. 416MM6 | 1 |
| 2CMA181725R1000 | SOCKET COMPL. 432MM6 | 1 |
| 2CMA181743R1000 | SOCKET COMPL. 463MM6 | 1 |

^{*)} Indicates standard product.

¹⁾ Contains lid, handle, screws

²⁾ Contains socket, contact sleeves, screws

Extra low voltage

According to IEC 60 309



The plugs and sockets are intended for an operating voltage not exceeding 50 V. Their rated voltage is 24 and 50 V for 16 and 32 A and their degree of protection is IP 44.

Range

The range includes the following types of equipment:

| | |
|--|----------------------------|
| Plugs | 16 and 32 A, 2- and 3-pole |
| Connectors | 16 and 32 A, 2- and 3-pole |
| Socket-outlets, panel and surface mounting | 16 and 32 A, 2-pole |
| Inlets, surface mounting | 16 and 32 A, 2- and 3-pole |

The cable seal is in the form of a reducing nipple that can be adapted to fit the cable area.

Standards

The products are designed according to the following standards: IEC 60 309-1, 60 309-2 and EN 60 309-1, 60 309-2.

Connections

The terminals are in form of sleeve terminals with two clamping screws in each sleeve.

Non-interchangeability

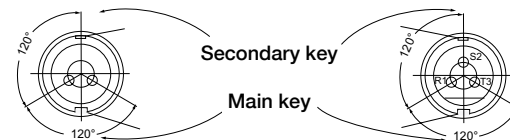
To achieve non-interchangeability, the plugs and sockets have a main key and a secondary key. The position of the secondary key is indicated by a number followed by a letter h (the hour position or o'clock position). The number is determined by the position of the secondary key relative to the main key, the position of which is defined as 6 o'clock. No hour position is given for 20-25 V 50-60 Hz, since there is no secondary key on these plugs and sockets.

The width of the key is different for 16 and 32 A plugs and sockets. In addition, there is a color coding system: The cover or front part is violet on 20-25 V and white on 40-50 V plugs and sockets. Plugs and sockets for direct current are grey.

Connectable conductor area

| Rated current A | Poles | Plugs, connectors and appliance inlets (rubber sheath cable), mm ² | Socket-outlets (fixed installation) mm ² |
|-----------------|-------|---|---|
| 16 and 32 | 2 | 4 - 10 | 4 - 10 |
| 16 and 32 | 3 | 4 - 10 | 4 - 10 |

Diagram showing the hour position for the various types



Positions and connections of the contact

Table according to IEC 60309-2

Table 3. Plugs and sockets for max. 50 V.

| Poles | Rated Voltage V | Frequency Hz | Position of secondary key 1) | Color code | |
|-------|-----------------|--------------|------------------------------|------------|-------|
| 2 | 20-25 | 50-60 | (none) | Violet | |
| | | | 12 h | White | |
| | 40-50 | 50-60 | 100-200 | 4 h | Green |
| | | | 300 | 2 h | Green |
| | | | | 3 h | Green |
| | | | | 11 h | Green |
| 40-50 | 400 | >400-500 | 10 h | Grey | |
| | | DC | | Grey | |
| 3 | 20-25 | 50-60 | (none) | Violet | |
| | | | 12 h | White | |
| | 40-50 | 50-60 | 100-200 | 4 h | Green |
| | | | 300 | 2 h | Green |
| | | | | 3 h | Green |
| | | | | 11 h | Green |
| 40-50 | 400 | >400-500 | 11 h | Green | |

¹⁾The position of main key is defined as 6 h (6 o'clock)

Extra low voltage Plugs and connectors



Plugs, 16 A, IP 44 Splashproof Plastic enclosure. Cable entry: Conduit (included)

| Terminals/ Poles | Color code | Voltage V | Frequency Hz | Type | Order Code | Pack | Weight kg/ea |
|---------------------|------------|--------------|-----------------|--------------|-----------------|------|-----------------|
| 2P | | | | | | | |
| 2 | Violet | 20-25 AC | 50 and 60 | CPT 216 * | 2CMA179277R1000 | 10 | 0.13 |
| 2 | White | 40-50 AC | 50 and 60 | CPT 216-12 * | 2CMA179278R1000 | 10 | 0.13 |
| 2 | Grey | 25 and 50 DC | - | CPT 216-10 | 2CMA179279R1000 | 10 | 0.13 |
| 3P | | | | | | | |
| 3 | Violet | 20-25 AC | 50 and 60 | CPT 316 | 2CMA179280R1000 | 10 | 0.15 |
| 3 | White | 40-50 AC | 50 and 60 | CPT 316-12 | 2CMA179281R1000 | 10 | 0.15 |
| 3 | Green | 25 and 50 AC | 100-200 | CPT 316-4 | 2CMA179282R1000 | 10 | 0.15 |

Plugs, 32 A, IP 44 Splashproof Plastic enclosure. Cable entry: Conduit (included)

| Terminals/ Poles | Color code | Voltage V | Frequency Hz | Type | Order Code | Pack | Weight kg/ea |
|---------------------|------------|--------------|-----------------|------------|-----------------|------|-----------------|
| 2P | | | | | | | |
| 2 | Violet | 20-25 AC | 50 and 60 | CPT 232 | 2CMA179283R1000 | 10 | 0.13 |
| 2 | White | 40-50 AC | 50 and 60 | CPT 232-12 | 2CMA179296R1000 | 10 | 0.13 |
| 2 | Grey | 25 and 50 DC | - | CPT 232-10 | 2CMA179284R1000 | 10 | 0.13 |
| 3P | | | | | | | |
| 3 | Violet | 20-25 AC | 50 and 60 | CPT 332 | 2CMA179285R1000 | 10 | 0.15 |
| 3 | White | 40-50 AC | 50 and 60 | CPT 332-12 | 2CMA179286R1000 | 10 | 0.15 |
| 3 | Green | 25 and 50 AC | 100-200 | CPT 332-4 | 2CMA179287R1000 | 10 | 0.15 |



Connectors, 16 A, IP 44 Splashproof Plastic enclosure. Cable entry: Conduit (included)

| Terminals/ Poles | Color code | Voltage V | Frequency Hz | Type | Order Code | Pack | Weight kg/ea |
|---------------------|------------|--------------|-----------------|------------|-----------------|------|-----------------|
| 2P | | | | | | | |
| 2 | Violet | 20-25 AC | 50 and 60 | CST 216 * | 2CMA179288R1000 | 10 | 0.17 |
| 2 | White | 40-50 AC | 50 and 60 | CST 216-12 | 2CMA179289R1000 | 10 | 0.17 |
| 2 | Grey | 25 and 50 DC | - | CST 216-10 | 2CMA179290R1000 | 10 | 0.17 |
| 3P | | | | | | | |
| 3 | Violet | 20-25 AC | 50 and 60 | CST 316 | 2CMA179291R1000 | 10 | 0.20 |
| 3 | White | 40-50 AC | 50 and 60 | CST 316-12 | 2CMA179292R1000 | 10 | 0.20 |
| 3 | Green | 25 and 50 AC | 100-200 | CST 316-4 | 2CMA179293R1000 | 10 | 0.20 |

Connectors, 32 A, IP 44 Splashproof Plastic enclosure. Cable entry: Conduit (included), Violet and white = AC, Grey = DC

| Terminals/ Poles | Color code | Voltage V | Frequency Hz | Type | Order Code | Pack | Weight kg/ea |
|---------------------|------------|--------------|-----------------|------------|-----------------|------|-----------------|
| 2P | | | | | | | |
| 2 | Violet | 20-25 AC | 50 and 60 | CST 232 | 2CMA179297R1000 | 10 | 0.17 |
| 2 | White | 40-50 AC | 50 and 60 | CST 232-12 | 2CMA179306R1000 | 10 | 0.17 |
| 2 | Grey | 25 and 50 DC | - | CST 232-10 | 2CMA179295R1000 | 10 | 0.17 |
| 3P | | | | | | | |
| 3 | Violet | 20-25 AC | 50 and 60 | CST 332 | 2CMA179307R1000 | 10 | 0.20 |
| 3 | White | 40-50 AC | 50 and 60 | CST 332-12 | 2CMA179328R1000 | 10 | 0.20 |
| 3 | Green | 25 and 50 AC | 100-200 | CST 332-4 | 2CMA179329R1000 | 10 | 0.20 |

*) Indicates standard product.

- Accessories page 62
- Technical data page 74
- Dimensions page 86

Extra low voltage

Socket outlets for panel mounting



16 A, IP 44 Splashproof Plastic enclosure. Straight type

| Terminals/ Poles | Color code | Voltage V | Frequency Hz | Type | Order Code | Pack | Weight kg/ea |
|---------------------|---------------|--------------|-----------------|-------------|-----------------|------|-----------------|
| 2P | | | | | | | |
| 2 | ■ Violet | 20-25 AC | 50 and 60 | CUIT 216 * | 2CMA179309R1000 | 10 | 0.12 |
| 2 | ■ White | 40-50 AC | 50 and 60 | CUIT 216-12 | 2CMA179310R1000 | 10 | 0.12 |
| 2 | ■ Grey | 25 and 50 DC | - | CUIT 216-10 | 2CMA179311R1000 | 10 | 0.12 |

32 A, IP 44 Splashproof Plastic enclosure. Straight type

| Terminals/ Poles | Color code | Voltage V | Frequency Hz | Type | Order Code | Pack | Weight kg/ea |
|---------------------|---------------|--------------|-----------------|-------------|-----------------|------|-----------------|
| 2P | | | | | | | |
| 2 | ■ Violet | 20-25 AC | 50 and 60 | CUIT 232 | 2CMA179312R1000 | 10 | 0.12 |
| 2 | ■ White | 40-50 AC | 50 and 60 | CUIT 232-12 | 2CMA179331R1000 | 10 | 0.12 |
| 2 | ■ Grey | 25 and 50 DC | - | CUIT 232-10 | 2CMA179332R1000 | 10 | 0.12 |



16 A, IP 44 Splashproof Plastic enclosure. Angled type

| Terminals/ Poles | Color code | Voltage V | Frequency Hz | Type | Order Code | Pack | Weight kg/ea |
|---------------------|---------------|--------------|-----------------|--------------|-----------------|------|-----------------|
| 2P | | | | | | | |
| 2 | ■ Violet | 20-25 AC | 50 and 60 | CUIST 216 * | 2CMA179313R1000 | 10 | 0.12 |
| 2 | ■ White | 40-50 AC | 50 and 60 | CUIST 216-12 | 2CMA179314R1000 | 10 | 0.12 |
| 2 | ■ Grey | 25 and 50 DC | - | CUIST 216-10 | 2CMA179315R1000 | 10 | 0.12 |
| 3P | | | | | | | |
| 3 | ■ Violet | 20-25 AC | 50 and 60 | CUIST 316 * | 2CMA179316R1000 | 10 | 0.20 |
| 3 | ■ White | 40-50 AC | 50 and 60 | CUIST 316-12 | 2CMA179317R1000 | 10 | 0.20 |
| 3 | ■ Green | 25 and 50 DC | 100-200 | CUIST 316-4 | 2CMA179318R1000 | 10 | 0.20 |

32 A, IP 44 Splashproof Plastic enclosure. Angled type

| Terminals/ Poles | Color code | Voltage V | Frequency Hz | Type | Order Code | Pack | Weight kg/ea |
|---------------------|---------------|--------------|-----------------|--------------|-----------------|------|-----------------|
| 2P | | | | | | | |
| 2 | ■ Violet | 20-25 AC | 50 and 60 | CUIST 232 | 2CMA179319R1000 | 10 | 0.12 |
| 2 | ■ White | 40-50 AC | 50 and 60 | CUIST 232-12 | 2CMA179333R1000 | 10 | 0.12 |
| 2 | ■ Grey | 25 and 50 DC | - | CUIST 232-10 | 2CMA179320R1000 | 10 | 0.12 |
| 3P | | | | | | | |
| 3 | ■ Violet | 20-25 AC | 50 and 60 | CUIST 332 | 2CMA179321R1000 | 10 | 0.20 |
| 3 | ■ White | 40-50 AC | 50 and 60 | CUIST 332-12 | 2CMA179334R1000 | 10 | 0.20 |
| 3 | ■ Green | 25 and 50 DC | 100-200 | CUIST 332-4 | 2CMA179322R1000 | 10 | 0.20 |

*) Indicates standard product.

- Accessoriespage 62
- Technical data.....page 74
- Dimensions.....page 86

Extra low voltage

Socket outlets and inlets for surface mounting



Socket outlet for surface mounting, 16 A, IP 44 Splashproof
Plastic enclosure. Cable entry with M25 knock-out

| Terminals/ Poles | Color code | Voltage V | Frequency Hz | Type | Order Code | Pack | Weight kg/ea |
|---------------------|---------------|--------------|-----------------|-------------|-----------------|------|-----------------|
| 2P | | | | | | | |
| 2 | ■ Violet | 20-25 AC | 50 and 60 | CUGT 216 * | 2CMA179298R1000 | 10 | 0.28 |
| 2 | ■ White | 40-50 AC | 50 and 60 | CUGT 216-12 | 2CMA179299R1000 | 10 | 0.28 |
| 2 | ■ Grey | 25 and 50 DC | - | CUGT 216-10 | 2CMA179300R1000 | 10 | 0.28 |
| 3P | | | | | | | |
| 3 | ■ Violet | 20-25 AC | 50 and 60 | CUGT 316 | 2CMA179301R1000 | 10 | 0.30 |
| 3 | ■ White | 40-50 AC | 50 and 60 | CUGT 316-12 | 2CMA179302R1000 | 10 | 0.30 |
| 3 | ■ Green | 25 and 50 AC | 100-200 | CUGT 316-4 | 2CMA179303R1000 | 10 | 0.30 |



Inlets for surface mounting, 16 A, IP 44 Splashproof
Plastic enclosure. Cable entry with M25 knock-out

| Terminals/ Poles | Color code | Voltage V | Frequency Hz | Type | Order Code | Pack | Weight kg/ea |
|---------------------|---------------|--------------|-----------------|-------------|-----------------|------|-----------------|
| 2P | | | | | | | |
| 2 | ■ Violet | 20-25 AC | 50 and 60 | CIGT 216 * | 2CMA179323R1000 | 10 | 0.14 |
| 2 | ■ White | 40-50 AC | 50 and 60 | CIGT 216-12 | 2CMA179324R1000 | 10 | 0.14 |
| 2 | ■ Grey | 25 and 50 DC | - | CIGT 216-10 | 2CMA179325R1000 | 10 | 0.14 |
| 3P | | | | | | | |
| 3 | ■ Violet | 20-25 AC | 50 and 60 | CIGT 316 | 2CMA179326R1000 | 10 | 0.15 |
| 3 | ■ White | 40-50 AC | 50 and 60 | CIGT 316-12 | 2CMA179327R1000 | 10 | 0.15 |
| 3 | ■ Green | 25 and 50 DC | 100-200 | CIGT 316-4 | 2CMA179335R1000 | 10 | 0.15 |

* Indicates standard product.

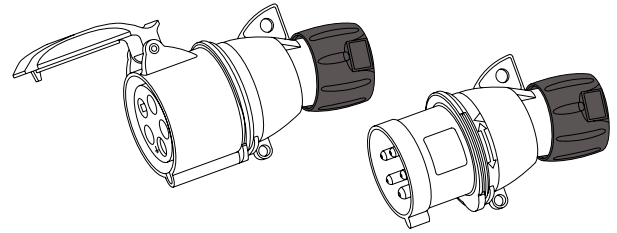
- Accessories page 62
- Technical data page 74
- Dimensions page 86

Technical data

Products IP44

Tightening guide

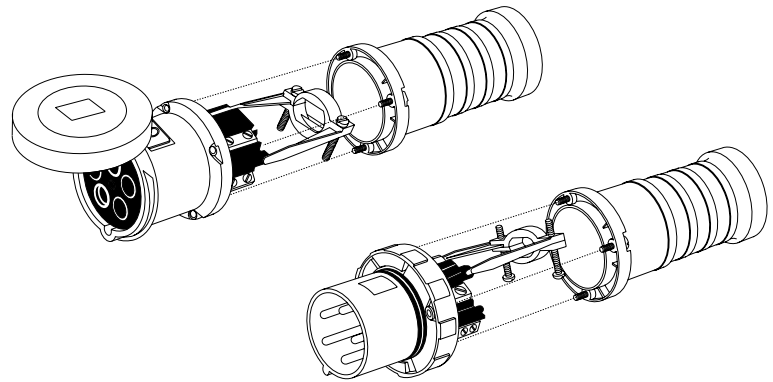
| Device | Terminal Screws Nm | Internal Clamp Nm | Cable Screws Nm | Assembly Screws Nm | Cable gland torque Nm |
|--------|--------------------|-------------------|-----------------|--------------------|-----------------------|
| 16 A | 0.8 | - | - | 1.2 | 4-6 |
| 32 A | 1.2 | - | - | 1.2 | 4-6 |
| 63 A | 3.5 | 1.5 | - | 1.2 | - |



16 - 32 A, IP44

Wire sizes

| Device | Cable dimension range mm |
|--------|--------------------------|
| 216 | 8 - 13 |
| 316 | 13 - 17 |
| 416 | 13 - 17 |
| 232 | 13 - 21.5 |
| 332 | 13 - 21.5 |
| 432 | 13 - 21.5 |
| 263 | 17 - 35 |
| 363 | 17 - 35 |
| 463 | 17 - 35 |

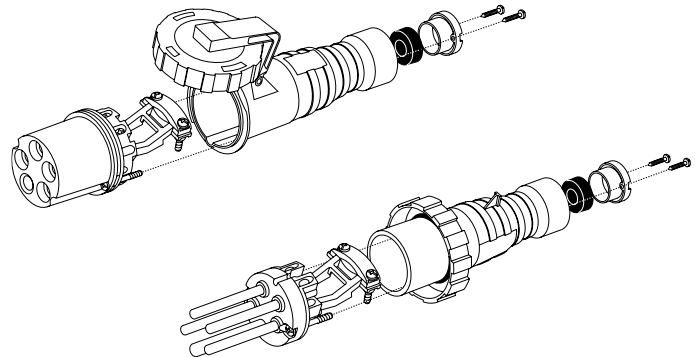


63 - 125 A, IP44

Products IP67

Tightening guide

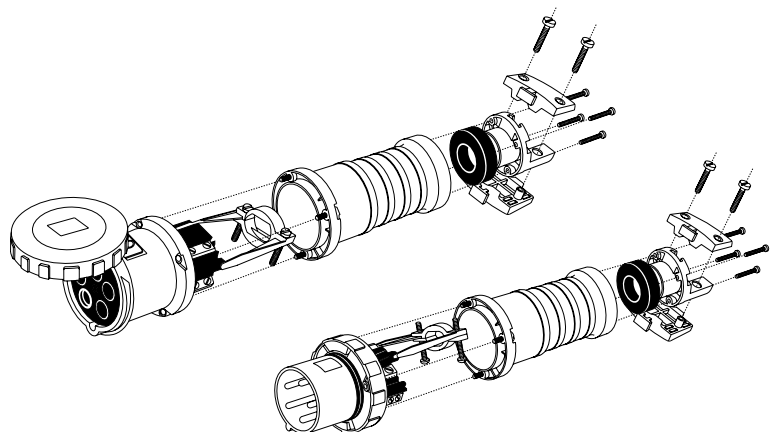
| Device | Terminal Screws Nm | Internal Clamp Nm | Cable Screws Nm | Assembly Screws Nm |
|--------|--------------------|-------------------|-----------------|--------------------|
| 16 A | 0.8 | 1.2 | - | 1.2 |
| 32 A | 1.2 | 1.2 | - | 1.2 |
| 63 A | 3.5 | 1.5 | - | 1.2 |
| 125 A | 5.6 | 2.0 | - | 2.0 |



16 - 32 A, IP67

Wire sizes

| Device | Cable dimension range mm |
|--------|--------------------------|
| 216 | 8 - 13 |
| 316 | 13 - 17 |
| 416 | 13 - 17 |
| 232 | 13 - 21.5 |
| 332 | 13 - 21.5 |
| 432 | 13 - 21.5 |
| 263 | 17 - 35 |
| 363 | 17 - 35 |
| 463 | 17 - 35 |
| 2125 | 24 - 48 |
| 3125 | 24 - 48 |
| 4125 | 24 - 48 |

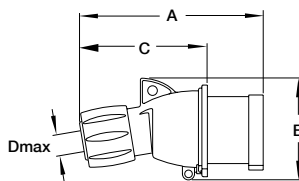


63 - 125 A, IP44

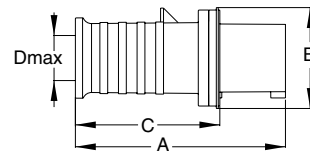
Dimensions

Plugs, type P..

| Type | A | B | C | Dmax |
|------------|-----|-----|-----|------|
| 216P.. | 125 | 63 | 88 | 13 |
| 316P.. | 142 | 73 | 105 | 17 |
| 416P.. | 142 | 76 | 105 | 17 |
| 232P.. | 162 | 85 | 116 | 21.5 |
| 332P.. | 162 | 85 | 116 | 21.5 |
| 432P.. | 162 | 90 | 116 | 21.5 |
| 263-463P.. | 215 | 103 | 148 | 35 |

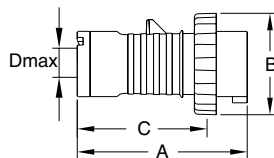


216-432P..

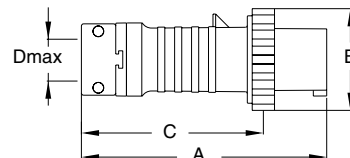


263-463P..

| Type | A | B | C | Dmax |
|---------------|-----|-----|-----|------|
| 216P..W | 128 | 71 | 94 | 13 |
| 316P..W | 144 | 79 | 111 | 17 |
| 416P..W | 146 | 87 | 112 | 17 |
| 232P..W | 147 | 94 | 105 | 21.5 |
| 332P..W | 147 | 94 | 105 | 21.5 |
| 432P..W | 161 | 101 | 119 | 21.5 |
| 263-463P..W | 275 | 114 | 213 | 41 |
| 2125-4125P..W | 313 | 130 | 242 | 48 |



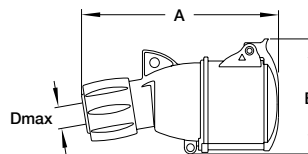
216-432P..W



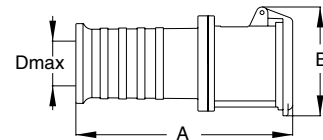
263-4125P..W

Connectors, type C..

| Type | A | B | Dmax |
|------------|-----|-----|------|
| 216C.. | 134 | 75 | 13 |
| 316C.. | 154 | 86 | 17 |
| 416C.. | 154 | 90 | 17 |
| 232C.. | 177 | 96 | 21.5 |
| 332C.. | 177 | 96 | 21.5 |
| 432C.. | 177 | 100 | 21.5 |
| 263-463C.. | 224 | 112 | 35 |

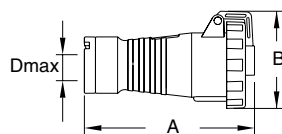


216-432C...

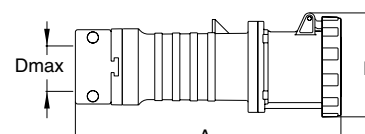


263-463C..

| Type | A | B | Dmax |
|---------------|-----|-----|------|
| 216C..W | 151 | 80 | 13 |
| 316C..W | 168 | 88 | 17 |
| 416C..W | 170 | 97 | 17 |
| 232C..W | 177 | 102 | 21.5 |
| 332C..W | 177 | 102 | 21.5 |
| 432C..W | 182 | 109 | 21.5 |
| 263-463C..W | 286 | 111 | 41 |
| 2125-4125C..W | 325 | 122 | 48 |



216-432C..W

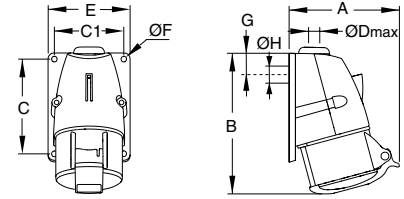


263-4125C..W

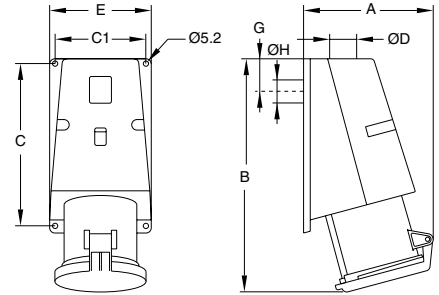
Dimensions

Surface socket-outlets. type RS..

| Type | A | B | C | C1 | Dmax | E | F | G | H |
|---------|-----|-----|-----|----|--------|----|-----|----|----|
| 216RS.. | 91 | 117 | 75 | 54 | 18/M20 | 66 | 5.5 | 27 | 23 |
| 316RS.. | 100 | 132 | 91 | 67 | 18/M20 | 79 | 5.5 | 30 | 23 |
| 416RS.. | 104 | 134 | 91 | 67 | 18/M20 | 79 | 5.5 | 30 | 23 |
| 232RS.. | 118 | 163 | 111 | 72 | 22/M25 | 85 | 5.5 | 34 | 29 |
| 332RS.. | 116 | 163 | 111 | 72 | 22/M25 | 85 | 5.5 | 34 | 29 |
| 432RS.. | 121 | 164 | 111 | 72 | 22/M25 | 85 | 5.5 | 34 | 29 |



216 - 432RS..

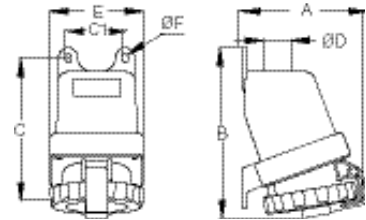


263 - 463RS..

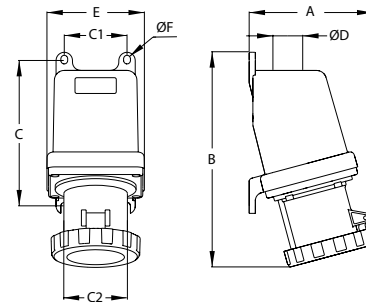
| Type | A | B | C | C1 | D | E | G | H |
|-------------|-----|-----|-----|----|-----|-----|----|----|
| 263-463RS.. | 136 | 254 | 170 | 95 | M32 | 107 | 68 | 35 |

Surface socket-outlets, type RS...W

| Type | A | B | C | C1 | C2 | D | E | F |
|----------------|-----|-----|-----|-----|----|----|-----|-----|
| 216RS..W | 115 | 172 | 150 | 60 | 60 | 25 | 99 | 6.5 |
| 316RS..W | 118 | 170 | 150 | 60 | 60 | 25 | 99 | 6.5 |
| 416RS..W | 124 | 169 | 150 | 60 | 60 | 25 | 99 | 6.5 |
| 232RS..W | 129 | 178 | 150 | 60 | 6 | 25 | 99 | 6.5 |
| 332RS..W | 129 | 178 | 150 | 60 | 60 | 25 | 99 | 6.5 |
| 432RS..W | 131 | 178 | 150 | 60 | 60 | 25 | 99 | 6.5 |
| 263-463RS..W | 150 | 263 | 176 | 76 | 76 | 32 | 118 | 8.0 |
| 2125-4125RS..W | 171 | 282 | 188 | 102 | 85 | 50 | 145 | 9.0 |

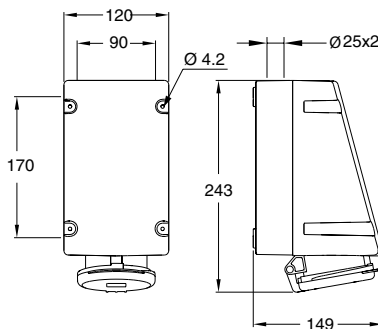


216 - 432RS..W

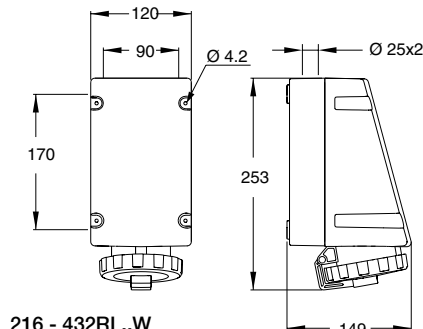


263 - 4125RS..W

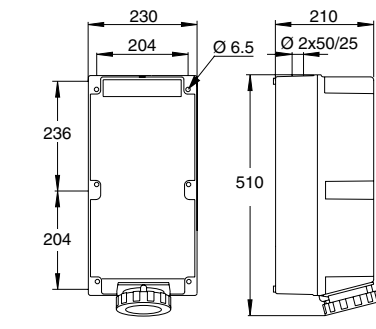
Surface socket-outlets for looping and non-looping, type RL..., RL...W, RNL...W



216 - 432RL..



216 - 432RL..W
216 - 432RNL...W

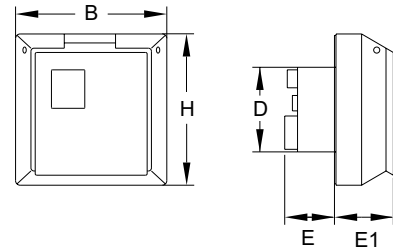


2125 - 4125RL..W

Dimensions

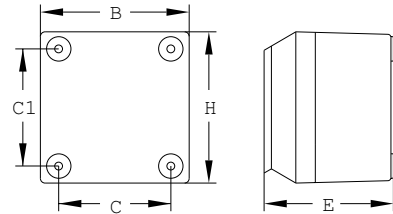
Surface socket-outlet for flush mounting, type CUED...

| Type | B | H | D | E | E1 |
|-------------|----|----|----|------|----|
| CUED 216... | 85 | 85 | 49 | 29.5 | 32 |
| CUED 416... | 95 | 95 | 62 | 29.5 | 32 |



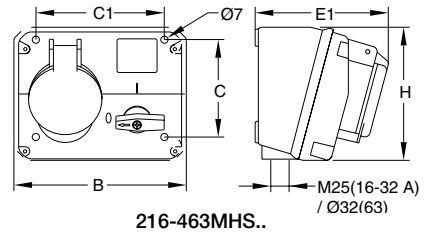
Surface socket-outlet for surface mounting, type RD...

| Type | B | H | C | C1 | E |
|-----------|----|----|----|----|----|
| RD 216... | 85 | 85 | 67 | 67 | 77 |
| RD 416... | 95 | 95 | 70 | 70 | 81 |



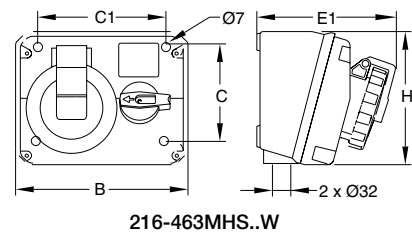
Switched interlocked sockets-outlets, type MHS...

| Type | B | C | C1 | E1 | H |
|--------------|-----|-----|-----|-----|-----|
| 216-416MHS.. | 168 | 91 | 125 | 116 | 129 |
| 232-432MHS.. | 168 | 91 | 125 | 126 | 129 |
| 263-463MHS.. | 206 | 132 | 152 | 168 | 168 |



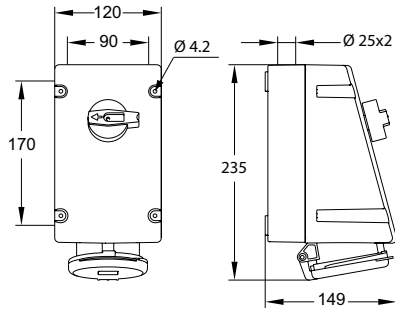
Switched interlocked sockets-outlets, type MHS...W

| Type | B | C | C1 | E1 | H |
|---------------|-----|-----|-----|-----|-----|
| 216-416MHS..W | 168 | 91 | 125 | 116 | 129 |
| 232-432MHS..W | 168 | 91 | 125 | 136 | 129 |
| 263-463MHS..W | 206 | 132 | 152 | 182 | 168 |

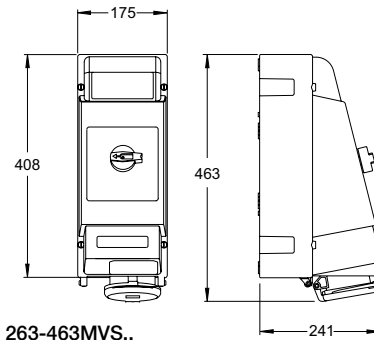


Dimensions

Switched interlocked sockets-outlets, type MVS...

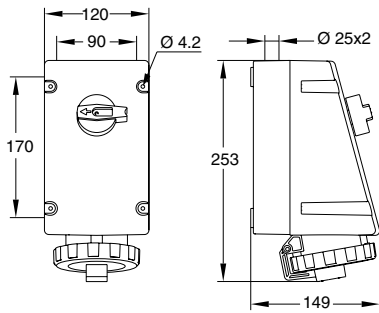


216-432MVS..

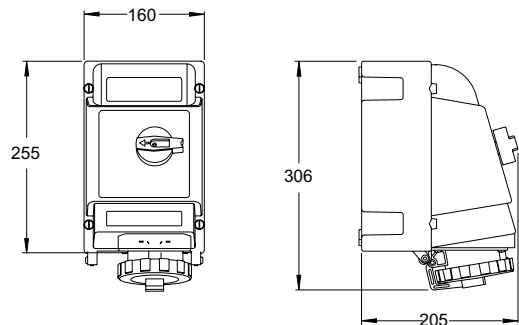


263-463MVS..

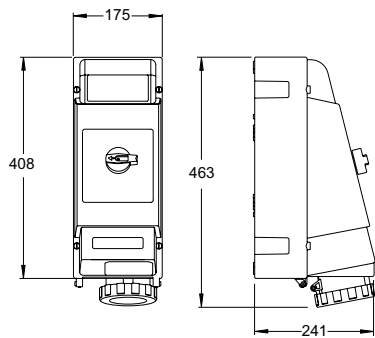
Switched interlocked sockets-outlets, type MVS...W, MVS...WH



216-432MVS..W



216-432MVS..WH

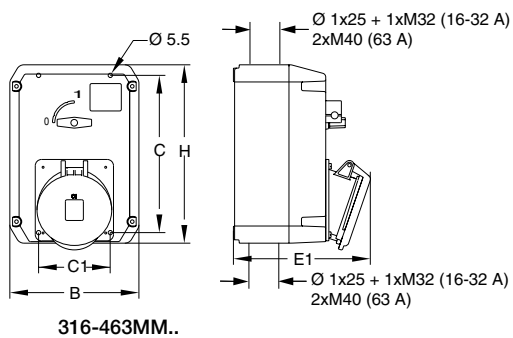


263-125MVS..WH

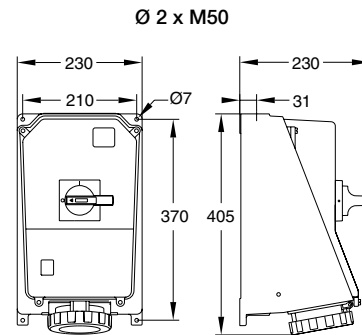
Dimensions

Switched Interlocked Socket Outlets, type MM...

| Type | B | C | C1 | E1 | H |
|-------------|-----|-----|------|-----|-----|
| 316-416MM.. | 135 | 165 | 91.5 | 125 | 198 |
| 332-432MM.. | 135 | 165 | 91.5 | 135 | 198 |
| 263-463MM.. | 165 | 201 | 91.5 | 183 | 228 |



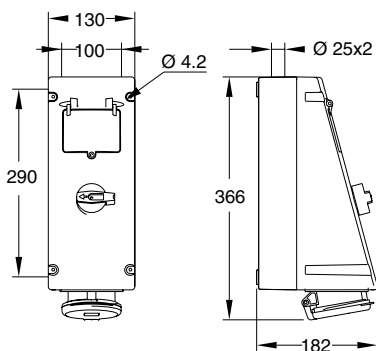
316-463MM..



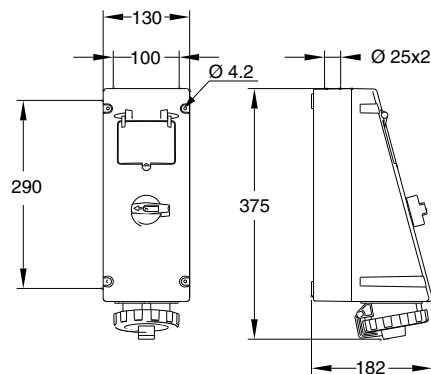
2125-4125MM..

Switched Interlocked Socket Outlets

- with MCB, type MPM...W
- with RCD, type MPR... , MPR...W
- without MCB/RCD, type MP...WP (up to 4 modules)



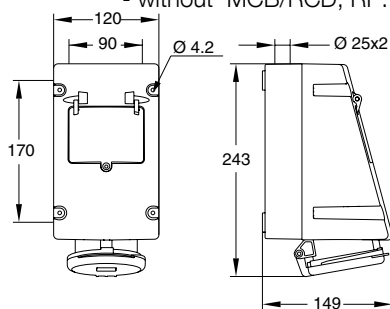
216-432MPR..



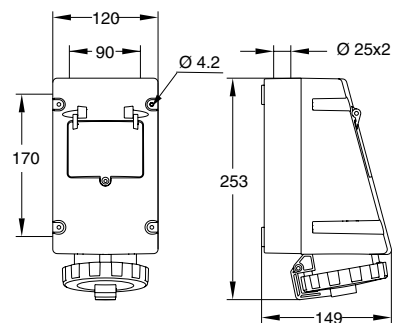
216-432MPM...W
216-432MPR...W
216-432MP...WP

Socket outlets

- with MCB, type RPM...W
- with RCD, type RPR... , RPR...W
- without MCB/RCD, RP...WP (up to 4 modules)



216-432RPR..

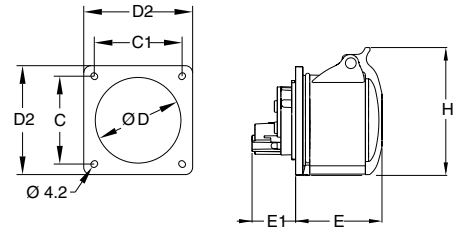


216-432RPM...W
216-432RPR...W
216-432RP...WP

Dimensions

Socket-outlets, panel mounting, type R..

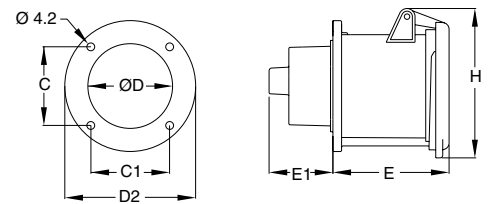
| Type | C | C1 | D | D2 | E | E1 | H |
|--------|-------|-------|----|----|----|----|----|
| 216R.. | 44-47 | 44-47 | 49 | 56 | 56 | 29 | 73 |
| 316R.. | 50-52 | 50-52 | 59 | 66 | 58 | 30 | 87 |
| 416R.. | 50-52 | 50-52 | 59 | 66 | 60 | 31 | 89 |



216-416R..
216-432RU...

Socket-outlets, panel mounting, type RU..

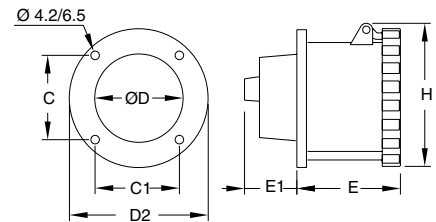
| Type | C | C1 | D | D2 | E | E1 | H |
|-------------|-------|-------|----|-----|----|----|-----|
| 216RU.. | 60-61 | 60-61 | 49 | 75 | 56 | 29 | 79 |
| 316RU.. | 60-61 | 60-61 | 59 | 75 | 58 | 30 | 87 |
| 416RU.. | 60-61 | 60-61 | 59 | 75 | 60 | 31 | 89 |
| 232RU.. | 60-61 | 60-61 | 66 | 75 | 70 | 34 | 93 |
| 332RU.. | 60-61 | 60-61 | 66 | 75 | 70 | 34 | 93 |
| 432RU.. | 60-61 | 60-61 | 66 | 75 | 71 | 34 | 99 |
| 263-463RU.. | 61 | 61 | 70 | 104 | 87 | 48 | 112 |



263-463RU..

Socket-outlets, panel mounting, type RU..W

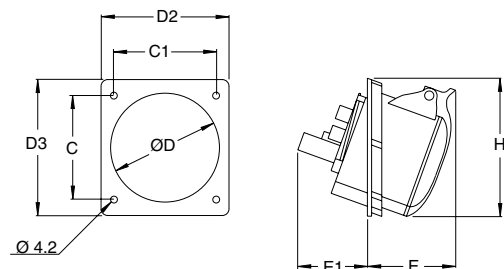
| Type | C | C1 | D | D2 | E | E1 | H |
|----------------|----|----|----|-----|-----|----|-----|
| 263-463RU..W | 61 | 61 | 70 | 104 | 89 | 48 | 111 |
| 2125-4125RR..W | 71 | 71 | 88 | 115 | 100 | 58 | 122 |



263-4125RU...W

Socket-outlets, panel mounting, type RAM..

| Type | C | C1 | D | D2 | D3 | E | E1 | H |
|----------|----|----|----|----|----|----|----|-----|
| 216RAM.. | 55 | 55 | 63 | 70 | 78 | 53 | 42 | 76 |
| 316RAM.. | 66 | 66 | 78 | 83 | 89 | 53 | 46 | 85 |
| 416RAM.. | 66 | 66 | 78 | 83 | 89 | 55 | 48 | 89 |
| 232RAM.. | 75 | 75 | 87 | 93 | 99 | 61 | 52 | 98 |
| 332RAM.. | 75 | 75 | 87 | 93 | 99 | 61 | 52 | 98 |
| 432RAM.. | 75 | 75 | 87 | 93 | 99 | 64 | 52 | 101 |

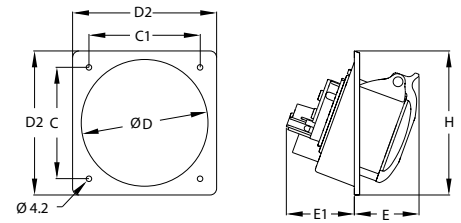


216-432RAM...

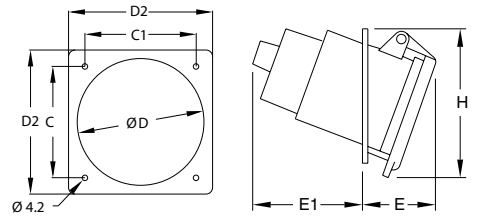
Dimensions

Socket-outlets, panel mounting, type RAU..

| Type | C | C1 | D | D2 | E | E1 | H |
|--------------|----|----|----|-----|----|----|-----|
| 216RAU.. | 85 | 85 | 98 | 110 | 48 | 48 | 110 |
| 316RAU.. | 85 | 85 | 98 | 110 | 50 | 48 | 110 |
| 416RAU.. | 85 | 85 | 98 | 110 | 51 | 50 | 110 |
| 232RAU.. | 85 | 85 | 98 | 110 | 61 | 53 | 110 |
| 332RAU.. | 85 | 85 | 98 | 110 | 61 | 53 | 110 |
| 432RAU.. | 85 | 85 | 98 | 110 | 63 | 54 | 110 |
| 263-463RAU.. | 84 | 80 | 92 | 104 | 62 | 73 | 111 |



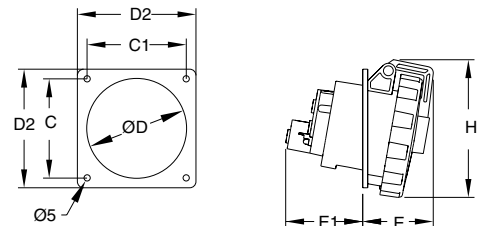
216-432RAU...



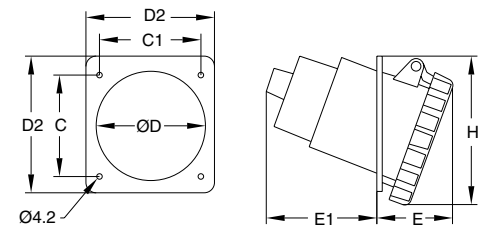
263-463RAU...

Socket-outlets, panel mounting, type RAU..W

| Type | C | C1 | D | D2 | E | E1 | H |
|---------------|------|------|----|-----|----|----|-----|
| 216RAU..W | 79.5 | 79.5 | 83 | 95 | 45 | 57 | 95 |
| 316RAU..W | 79.5 | 79.5 | 83 | 95 | 45 | 57 | 95 |
| 416RAU..W | 79.5 | 79.5 | 83 | 95 | 47 | 57 | 99 |
| 232RAU..W | 79.5 | 79.5 | 83 | 95 | 56 | 61 | 104 |
| 332RAU..W | 79.5 | 79.5 | 83 | 95 | 56 | 61 | 104 |
| 432RAU..W | 79.5 | 79.5 | 83 | 95 | 56 | 62 | 111 |
| 263-463RAU..W | 84 | 80 | 92 | 104 | 61 | 71 | 115 |



216-432RAU..W

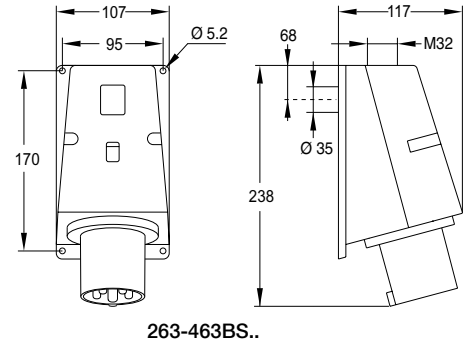
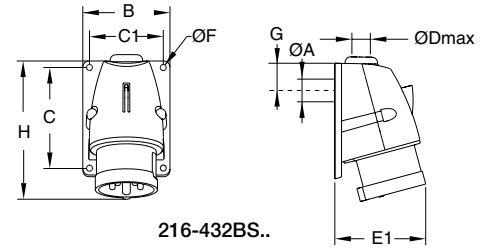


263-463RAU..W

Dimensions

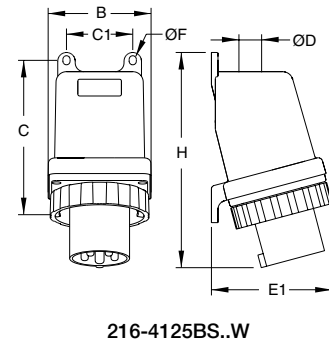
Surface inlets, type BS..

| Type | A | B | C | C1 | Dmax | E1 | F | G | H |
|---------|----|----|-----|----|------|----|-----|----|-----|
| 216BS.. | 23 | 66 | 75 | 54 | 18 | 72 | 5.5 | 27 | 110 |
| 316BS.. | 23 | 79 | 91 | 67 | 18 | 78 | 5.5 | 30 | 124 |
| 416BS.. | 23 | 79 | 91 | 67 | 18 | 81 | 5.5 | 30 | 125 |
| 232BS.. | 29 | 85 | 111 | 72 | 22 | 94 | 5.5 | 34 | 153 |
| 332BS.. | 29 | 85 | 111 | 72 | 22 | 94 | 5.5 | 34 | 153 |
| 432BS.. | 29 | 85 | 111 | 72 | 22 | 96 | 5.5 | 34 | 154 |



Surface inlets, type BS..W

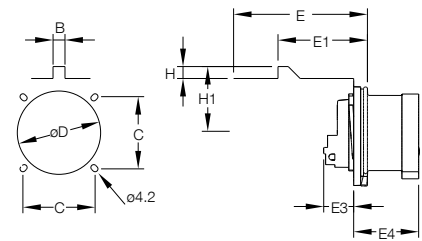
| Type | B | C | C1 | D | E1 | F | H |
|----------------|-----|-----|----|------|-----|-----|-----|
| 216BS..W | 99 | 150 | 60 | 28.3 | 129 | 6.6 | 196 |
| 316BS..W | 99 | 150 | 60 | 28.3 | 132 | 6.5 | 202 |
| 416BS..W | 99 | 150 | 60 | 28.3 | 134 | 6.5 | 209 |
| 232BS..W | 99 | 150 | 60 | 28.3 | 136 | 6.5 | 220 |
| 332BS..W | 99 | 150 | 60 | 28.3 | 136 | 6.5 | 220 |
| 432BS..W | 99 | 150 | 60 | 28.3 | 140 | 6.5 | 226 |
| 263-463BS..W | 118 | 176 | 76 | 38 | 138 | 8 | 249 |
| 2125-4125BS..W | 145 | 188 | 85 | 47 | 160 | 9 | 265 |



Dimensions

Inlets, panel mounting, type B..

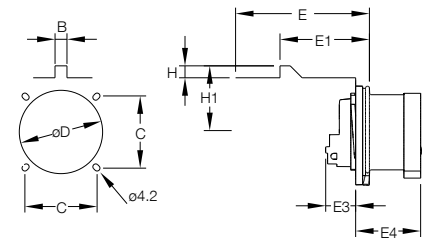
| Type | B | C | D | E | E1 | E3 | E4 | H | H1 |
|--------|---|-------|----|----|------|------|------|---|------|
| 216B.. | 9 | 44-47 | 49 | 75 | 40.5 | 21.5 | 46.5 | 4 | 30.0 |
| 316B.. | 9 | 50-52 | 59 | 80 | 46.8 | 21.0 | 47.0 | 5 | 34.0 |
| 416B.. | 9 | 50-52 | 59 | 90 | 52.5 | 21.0 | 46.5 | 7 | 38.0 |



216-416B..

Inlets, panel mounting, type BU..

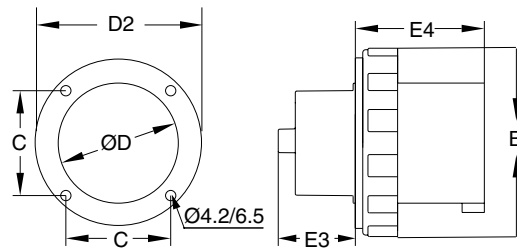
| Type | B | C | D | E | E1 | E3 | E4 | H | H1 |
|-------------|----|-------|----|-----|------|------|------|---|------|
| 232BU.. | 9 | 60-61 | 66 | 90 | 53.5 | 24.5 | 55.5 | 7 | 40.0 |
| 332BU.. | 9 | 60-61 | 66 | 90 | 53.5 | 24.5 | 55.5 | 7 | 40.0 |
| 432BU.. | 9 | 60-61 | 66 | 105 | 59.5 | 25.0 | 55.5 | 8 | 45.0 |
| 263-463BU.. | 11 | 61 | 70 | 105 | 62.0 | 50.0 | 78.0 | 9 | 49.5 |



232-463BU..

Inlets, panel mounting, type BU..W

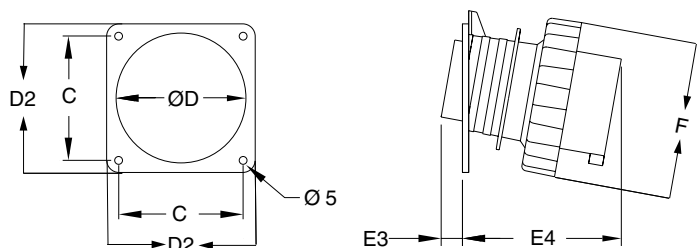
| Type | B | C | D | D2 | E3 | E4 |
|----------------|-----|----|----|-----|----|----|
| 263-463BU..W | 112 | 61 | 70 | 98 | 50 | 80 |
| 2125-4125BU..W | 122 | 71 | 81 | 118 | 56 | 89 |



263-4125BU..W

Inlets, panel mounting, type BAU..W

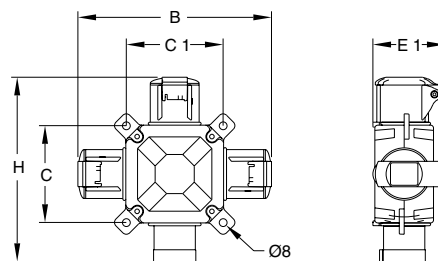
| Type | C | D | D2 | E3 | E4 | F |
|-----------|------|----|----|----|----|-----|
| 216BAU..W | 79.5 | 83 | 95 | 10 | 47 | 71 |
| 316BAU..W | 79.5 | 83 | 95 | 10 | 53 | 79 |
| 416BAU..W | 79.5 | 83 | 95 | 10 | 87 | 87 |
| 232BAU..W | 79.5 | 83 | 95 | 12 | 60 | 94 |
| 332BAU..W | 79.5 | 83 | 95 | 12 | 60 | 94 |
| 432BAU..W | 79.5 | 83 | 95 | 12 | 67 | 101 |



216-432BAU..W

Three way adaptors, type T..

| Type | B | C | C1 | E1 | H |
|--------|-----|----|----|----|-----|
| 216T.. | 198 | 99 | 99 | 74 | 189 |
| 316T.. | 202 | 99 | 99 | 81 | 190 |
| 416T.. | 205 | 99 | 99 | 85 | 192 |

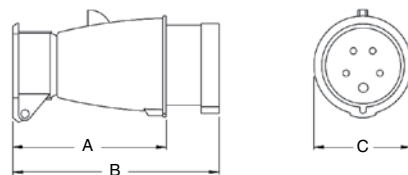


216-416T..

Dimensions

Adaptors, type ...Schuko

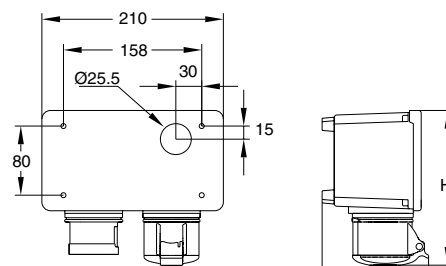
| Type | A | B | C |
|------------|-----|-----|----|
| 216 Schuko | 103 | 138 | 53 |
| 416 Schuko | 103 | 139 | 66 |



216-416 Schuko

Site connection units, type A...

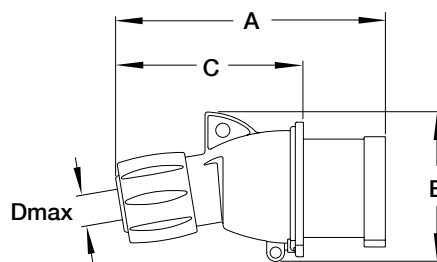
| Type | E | H |
|-------|-----|-----|
| 416A6 | 125 | 179 |
| 432A6 | 125 | 188 |



416-432A6...

Plug shifter

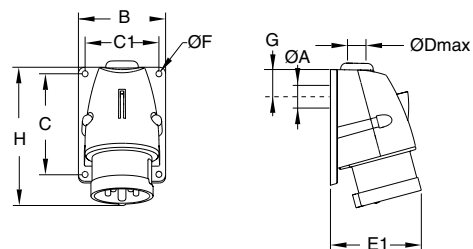
| Type | A | B | C | Dmax |
|---------|-----|----|-----|------|
| 416PFV6 | 142 | 76 | 105 | 17 |



416PFV6

Surface inlet shifter

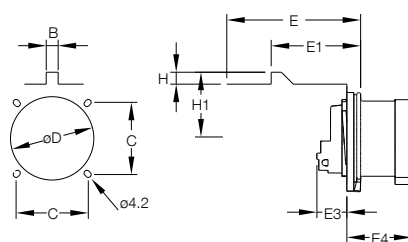
| Type | A | B | C | C1 | Dmax | E1 | F | F | H |
|----------|----|----|----|----|------|----|-----|----|-----|
| 416BSFV6 | 23 | 79 | 91 | 67 | 18 | 81 | 5.5 | 30 | 125 |



416BSFV6

Panel mounted inlet shifter

| Type | B | C | D | E | E1 | E3 | E4 | H | H1 |
|----------|---|-------|----|----|------|------|------|---|------|
| 416BUFV6 | 9 | 50-52 | 59 | 90 | 52.5 | 21.0 | 46.5 | 7 | 38.0 |

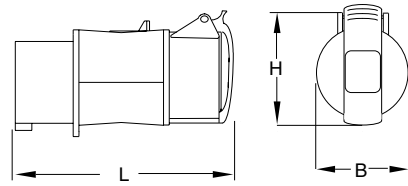


416BUFV6

Dimensions

Phase sequence changers, type FV..

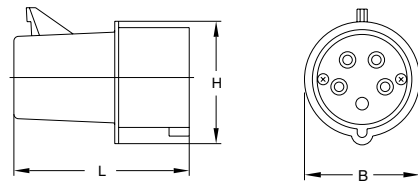
| Type | B | L | H |
|--------|----|-----|----|
| 416FV6 | 67 | 163 | 89 |
| 432FV6 | 75 | 193 | 99 |



416-432FV6

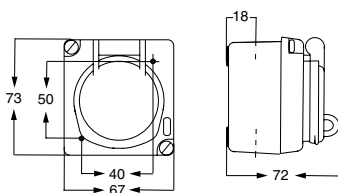
Phase sequence testers, type FP..

| Type | B | L | H |
|--------|----|-----|----|
| 416FP6 | 65 | 95 | 69 |
| 432FP6 | 73 | 113 | 79 |

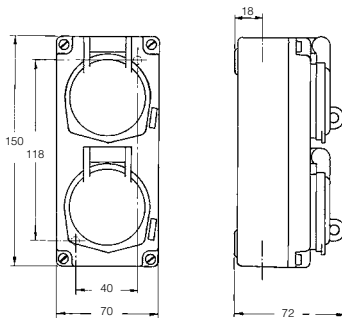


416-432FP6

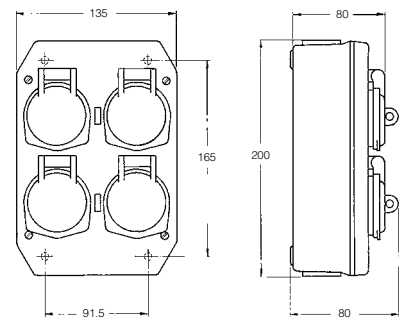
Schuko-outlets, type UJ..



UJ 110/2

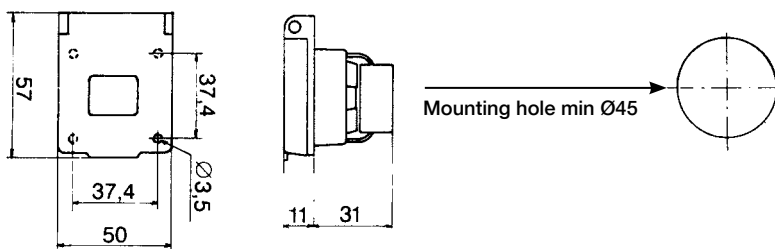


UJ 210/2



UJ 410

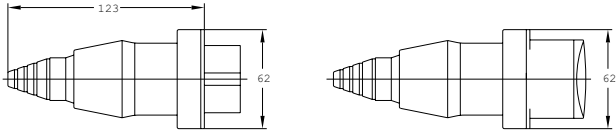
Schuko-outlets for panel mounting, type UJP



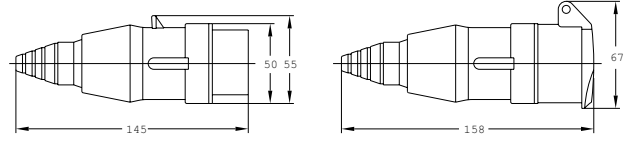
UJP

Dimensions

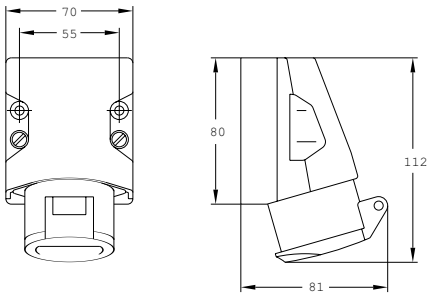
Plugs & Sockets for extra low voltage



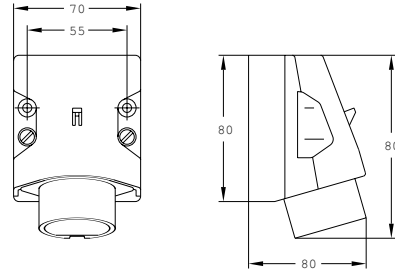
CPT...



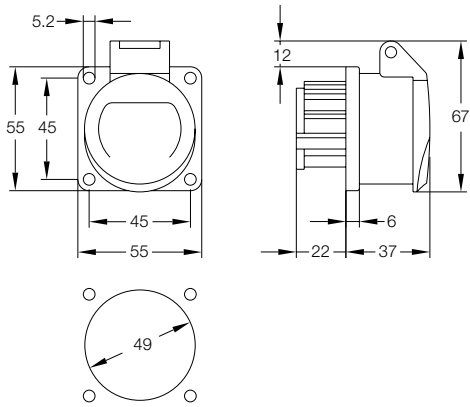
CST...



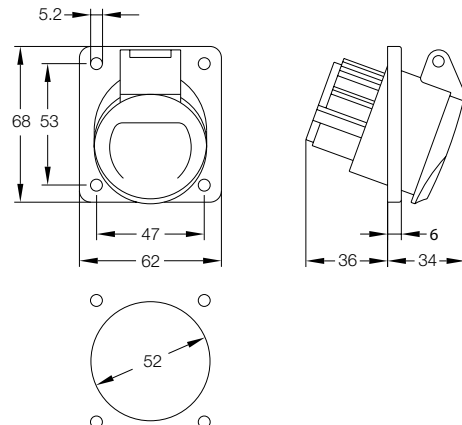
CUGT...



CIGT...



CUIT...



CUIST...

Explanation of type codes

Example: 416P6W

= 4 16 P 6 W

| | | |
|-----------------|--------|---|
| Number of poles | 2P+E | 2 |
| | 3P+E | 3 |
| | 3P+N+E | 4 |

| | | |
|--------|-------|-----|
| Ampere | 16 A | 16 |
| | 32 A | 32 |
| | 63 A | 63 |
| | 125 A | 125 |

| | | |
|------|---|-----|
| Type | Plugs | P |
| | Connectors | C |
| | Surface socket-outlets | RS |
| | Surface socket-outlets for looping | RL |
| | Switched interlocked socket-outlets, horizontal | MHS |
| | vertical | MVS |
| | of metal | MM |
| | with MCB | MPM |
| | with RCD | RPM |
| | Socket outlets with MCB | RPR |
| | with RCBD | R |
| | Socket outlets for panel mounting, minimized flange, straight | RU |
| | unified flange, straight | RAM |
| | minimized flange, angled | RAU |
| | unified flange, angled | BS |
| | Surface inlets | B |
| | Inlets for panel mounting, minimized flange, straight | BU |
| | unified flange, straight | BAU |
| | unified flange, angled | T |
| | Three way adaptors | A |
| | Site connection unit | FP |
| | Phase sequence testers | FP |
| | Phase sequence changers | FV |

| | |
|----------------------|------------------------------|
| Degree of protection | |
| (blank) | IP44, Splashproof |
| W | IP67, Watertight |
| WH | IP67, Watertight, Heavy Duty |

| | |
|-------------|--|
| Other types | |
| CUED | Socket outlets 16 and 32 A for wall socket, splashproof |
| CIE | Inlets, with flange (FL13) on top |
| CPEF | Plugs with built-in sequence changer |
| CLF | Plugblocker |
| CUIT | Socket outlets for extra low voltage, flush mounting, straight |
| CUIST | Socket outlets for extra low voltage, flush mounting, angled |
| CUGT | Socket outlets for extra low voltage, surface mounting |
| CIGT | Inlets for extra low voltage, surface mounting |
| CST | Connectors for extra low voltage |
| CPT | Plugs for extra low voltage |
| BPC | Building site |
| UJ | Schuko-outlets, metal |
| UJP | Schuko-outlets, plastic |
| GP | Cover |
| CUE 416-6+ | Socket outlets 4-pole, 16 A, 6h with |
| R/UJP | Schuko 16 A |

| Standard voltages | | | | |
|--|---|-------------------------------------|-------------------------------------|---|
| Color codes according to IEC60309-1, -2 | | | | |
| Position of earthing sleeve according to IEC 60309-2 (clock) | 2P+earth | 3P+earth | 3P+N+earth | |
| 1 | All operating voltages and/or currents not stated below | Optional voltage (not stated below) | Optional voltage (not stated below) | Optional voltage (not stated below) |
| 2 | Aeronautics/airports, military | >50 V >300-500 Hz 16, 32A | >50 V >300-500 Hz 16, 32A | >50 V >300-500 Hz 16, 32A |
| 3 | 3-phase only for cooling containers (standardized by ISO) | 50-250 V DC | 380 V 50 Hz, 440 V 60 Hz 16, 32 A | 220/380 V 50 Hz, 250/440 V 60 Hz 16, 32 A |
| 4 | For example in U.K. | 100-130 V 50/60 Hz | 100-130 V 50/60 Hz | 57/100-75/130 V 50/60 Hz |
| 5 | Wind power | 277 V 60 Hz | 600-690 V 50/60 Hz | 647/600-400/690 V 50/60 Hz |
| 6 | Most common voltages in Western Europe | 200-250 V 50/60 Hz | 380-415 V 50/60 Hz | 200/346-240/415 V 50/60 Hz |
| 7 | Paper mills, steel plants, ship building industry | 480-500 V 50/60 Hz | 480-500 V 50/60 Hz | 480-500 V 50/60 Hz |
| 8 | | >250 V DC | Not used | Not used |
| 9 | For example in Norway | 380-415 V 50/60 Hz | 200-250 V 50/60 Hz | |
| 10 | | Not used | >50 V >100-300 Hz | Not used |
| 11 | Mainly for marine installations | Not used | 440-460 V 60 Hz | |
| 12 | Supply from isolating transformer | Supply from isolating transformer | 125/250 V Single phase | Not used |

Material specifications

| | |
|-----------------------------------|----------|
| Polycarbonate | PC |
| Polyamide | PA |
| Polyamide, glass fiber reinforced | PA+glass |
| Thermoplastic polyester | PBT |

| |
|---|
| <p>Easy & Safe IP 44, 16-32 A Housing: PA Terminal carrier: PA</p> |
| <p>Tough & Safe IP 67, 16-32 A Housing: PBT, Terminal carrier: PA IP 67, 63-125 A + IP 44, 63 A Housing: PBT, Terminal carrier: PA+glass</p> |
| <p>Critical & Safe IP 44 + IP 67 Housing: PBT Terminal carrier: PA, PA+glass</p> |

| | PA | PA+glass | PC | PBT |
|-------------------------|-----|----------|-----|-------------------------------|
| Impact strength | + | | ++ | ++ |
| Tracking index (CTI) | 600 | 500 | 300 | 225 |
| UV-stability | | | + | + |
| Chemicals | | | | |
| Acids | - | | + | + |
| Bases | + | | - | + |
| Salts | + | | + | + |
| Oil/grease, mineral | - | + | + | + |
| Oil/mineral, synthetic | + | - | + | + |
| Temperature (°C) | | | | |
| Max 60 min | 170 | 170 | 140 | 140 |
| Continuous | 100 | 100 | 110 | 110 |
| Flame class | V2 | V0 | V2 | V0 (>0.8 mm) 5VA (>2.5 mm) |

Index

Order Code - Type

| Order Code | Type | Page | Order Code | Type | Page |
|-----------------|-------------|------|-----------------|------------|------|
| 2CMA144007R1000 | CWT-2 | 67 | 2CMA163263R1000 | 316MVS5WH | 16 |
| 2CMA144690R1000 | OA1G10 (NO) | 67 | 2CMA163264R1000 | 316MVS6WH | 16 |
| 2CMA144691R1000 | OA1G01 (NC) | 67 | 2CMA163265R1000 | 316MVS7WH | 16 |
| 2CMA154029R1000 | DRI 4125-6 | 65 | 2CMA163266R1000 | 316MVS9WH | 16 |
| 2CMA154098R1000 | DRI 432-6 | 65 | 2CMA163267R1000 | 316MVS10WH | 16 |
| 2CMA154099R1000 | DRI 463-6 | 65 | 2CMA163268R1000 | 316MVS11WH | 16 |
| 2CMA162327R1000 | 263MVS4 | 18 | 2CMA163270R1000 | 416MVS1WH | 16 |
| 2CMA162328R1000 | 263MVS6 | 18 | 2CMA163271R1000 | 416MVS2WH | 16 |
| 2CMA162335R1000 | 363MVS5 | 18 | 2CMA163272R1000 | 416MVS6WH | 16 |
| 2CMA162336R1000 | 363MVS6 | 18 | 2CMA163273R1000 | 416MVS9WH | 16 |
| 2CMA162337R1000 | 363MVS7 | 18 | 2CMA163275R1000 | 232MVS1WH | 16 |
| 2CMA162338R1000 | 363MVS9 | 18 | 2CMA163276R1000 | 232MVS6WH | 16 |
| 2CMA162345R1000 | 463MVS6 | 18 | 2CMA163277R1000 | 332MVS1WH | 16 |
| 2CMA162738R1000 | 2125MVS4WH | 17 | 2CMA163278R1000 | 332MVS5WH | 16 |
| 2CMA162739R1000 | 2125MVS6WH | 17 | 2CMA164619R1000 | 332MVS6WH | 16 |
| 2CMA162740R1000 | 2125MVS1WH | 17 | 2CMA163280R1000 | 332MVS7WH | 16 |
| 2CMA162741R1000 | 3125MVS4WH | 17 | 2CMA163281R1000 | 332MVS9WH | 16 |
| 2CMA162742R1000 | 3125MVS6WH | 17 | 2CMA163284R1000 | 432MVS1WH | 16 |
| 2CMA162743R1000 | 3125MVS7WH | 17 | 2CMA163285R1000 | 432MVS6WH | 16 |
| 2CMA162744R1000 | 3125MVS9WH | 17 | 2CMA163286R1000 | 432MVS7WH | 16 |
| 2CMA162745R1000 | 3125MVS11WH | 17 | 2CMA164572R1000 | 216RP6WP | 38 |
| 2CMA162746R1000 | 3125MVS1WH | 17 | 2CMA164589R1000 | 416RP6WP | 38 |
| 2CMA162791R1000 | 4125MVS4WH | 17 | 2CMA164602R1000 | 232RP6WP | 38 |
| 2CMA162792R1000 | 4125MVS6WH | 17 | 2CMA164619R1000 | 432RP6WP | 38 |
| 2CMA162793R1000 | 4125MVS7WH | 17 | 2CMA164993R1000 | GP 216 | 67 |
| 2CMA162794R1000 | 4125MVS9WH | 17 | 2CMA164994R1000 | GP 316 | 67 |
| 2CMA162795R1000 | 4125MVS11WH | 17 | 2CMA164995R1000 | GP 416 | 67 |
| 2CMA162796R1000 | 4125MVS1WH | 17 | 2CMA164996R1000 | GP 232/332 | 67 |
| 2CMA162827R1000 | 263MVS4WH | 17 | 2CMA164997R1000 | GP 432 | 67 |
| 2CMA162828R1000 | 263MVS6WH | 17 | 2CMA164998R1000 | GP 63 | 67 |
| 2CMA162829R1000 | 263MVS9WH | 17 | 2CMA164999R1000 | GP 125 | 67 |
| 2CMA162831R1000 | 263MVS1WH | 17 | 2CMA166456R1000 | 216P3W | 11 |
| 2CMA162834R1000 | 363MVS4WH | 17 | 2CMA166458R1000 | 216P4W | 11 |
| 2CMA162835R1000 | 363MVS5WH | 17 | 2CMA166460R1000 | 216P6W | 11 |
| 2CMA162836R1000 | 363MVS6WH | 17 | 2CMA166462R1000 | 216P9W | 11 |
| 2CMA162837R1000 | 363MVS7WH | 17 | 2CMA166464R1000 | 216P12W | 11 |
| 2CMA162838R1000 | 363MVS9WH | 17 | 2CMA166466R1000 | 216P1W | 11 |
| 2CMA162840R1000 | 363MVS11WH | 17 | 2CMA166468R1000 | 316P2W | 11 |
| 2CMA162841R1000 | 363MVS1WH | 17 | 2CMA166470R1000 | 316P3W | 11 |
| 2CMA162844R1000 | 463MVS4WH | 17 | 2CMA166472R1000 | 316P4W | 11 |
| 2CMA162845R1000 | 463MVS6WH | 17 | 2CMA166474R1000 | 316P5W | 11 |
| 2CMA162846R1000 | 463MVS7WH | 17 | 2CMA166476R1000 | 316P6W | 11 |
| 2CMA162847R1000 | 463MVS9WH | 17 | 2CMA166478R1000 | 316P7W | 11 |
| 2CMA162848R1000 | 463MVS11WH | 17 | 2CMA166480R1000 | 316P9W | 11 |
| 2CMA162849R1000 | 463MVS1WH | 17 | 2CMA166482R1000 | 316P10W | 11 |
| 2CMA162878R1000 | 216MP6WP | 29 | 2CMA166484R1000 | 316P11W | 11 |
| 2CMA162878R1000 | 216MP6WP | 29 | 2CMA166486R1000 | 316P1W | 11 |
| 2CMA162895R1000 | 416MP6WP | 29 | 2CMA166488R1000 | 416P2W | 11 |
| 2CMA162895R1000 | 416MP6WP | 29 | 2CMA166492R1000 | 416P4W | 11 |
| 2CMA163172R1000 | 232MP6WP | 29 | 2CMA166494R1000 | 416P6W | 11 |
| 2CMA163172R1000 | 232MP6WP | 29 | 2CMA166496R1000 | 416P7W | 11 |
| 2CMA163193R1000 | 432MP6WP | 29 | 2CMA166498R1000 | 416P9W | 11 |
| 2CMA163193R1000 | 432MP6WP | 29 | 2CMA166500R1000 | 416P11W | 11 |
| 2CMA163255R1000 | 216MVS1WH | 16 | 2CMA166502R1000 | 416P1W | 11 |
| 2CMA163256R1000 | 216MVS4WH | 16 | 2CMA166504R1000 | 232P4W | 11 |
| 2CMA163257R1000 | 216MVS6WH | 16 | 2CMA166506R1000 | 332P7W | 11 |
| 2CMA163258R1000 | 216MVS9WH | 16 | 2CMA166508R1000 | 332P9W | 11 |
| 2CMA163259R1000 | 216MVS12WH | 16 | 2CMA166510R1000 | 332P10W | 11 |
| 2CMA163261R1000 | 316MVS1WH | 16 | 2CMA166513R1000 | 332P11W | 11 |
| 2CMA163262R1000 | 316MVS4WH | 16 | 2CMA166516R1000 | 332P1W | 11 |

Index

Order Code - Type

| Order Code | Type | Page | Order Code | Type | Page |
|-----------------|-----------|------|-----------------|-----------|------|
| 2CMA166518R1000 | 432P2W | 11 | 2CMA166638R1000 | 332BAU2W | 53 |
| 2CMA166520R1000 | 432P3W | 11 | 2CMA166640R1000 | 332BAU3W | 53 |
| 2CMA166522R1000 | 432P4W | 11 | 2CMA166642R1000 | 332BAU4W | 53 |
| 2CMA166524R1000 | 432P6W | 11 | 2CMA166644R1000 | 332BAU5W | 53 |
| 2CMA166526R1000 | 432P7W | 11 | 2CMA166646R1000 | 332BAU6W | 53 |
| 2CMA166528R1000 | 432P9W | 11 | 2CMA166648R1000 | 332BAU7W | 53 |
| 2CMA166530R1000 | 432P11W | 11 | 2CMA166650R1000 | 332BAU9W | 53 |
| 2CMA166532R1000 | 432P1W | 11 | 2CMA166652R1000 | 332BAU10W | 53 |
| 2CMA166534R1000 | 216C3W | 14 | 2CMA166654R1000 | 332BAU11W | 53 |
| 2CMA166536R1000 | 216C4W | 14 | 2CMA166656R1000 | 332BAU1W | 53 |
| 2CMA166538R1000 | 216C6W | 14 | 2CMA166658R1000 | 432BAU2W | 53 |
| 2CMA166540R1000 | 216C9W | 14 | 2CMA166660R1000 | 432BAU3W | 53 |
| 2CMA166542R1000 | 216C12W | 14 | 2CMA166662R1000 | 432BAU4W | 53 |
| 2CMA166544R1000 | 216C1W | 14 | 2CMA166664R1000 | 432BAU6W | 53 |
| 2CMA166546R1000 | 316C2W | 14 | 2CMA166666R1000 | 432BAU7W | 53 |
| 2CMA166548R1000 | 316C3W | 14 | 2CMA166668R1000 | 432BAU9W | 53 |
| 2CMA166550R1000 | 316C4W | 14 | 2CMA166670R1000 | 432BAU11W | 53 |
| 2CMA166552R1000 | 316C5W | 14 | 2CMA166672R1000 | 432BAU1W | 53 |
| 2CMA166554R1000 | 316C6W | 14 | 2CMA166674R1000 | 216BAU3W | 53 |
| 2CMA166556R1000 | 316C7W | 14 | 2CMA166676R1000 | 216BAU4W | 53 |
| 2CMA166558R1000 | 316C9W | 14 | 2CMA166678R1000 | 216BAU6W | 53 |
| 2CMA166560R1000 | 316C10W | 14 | 2CMA166680R1000 | 216BAU9W | 53 |
| 2CMA166562R1000 | 316C11W | 14 | 2CMA166682R1000 | 216BAU12W | 53 |
| 2CMA166564R1000 | 316C1W | 14 | 2CMA166684R1000 | 216BAU1W | 53 |
| 2CMA166566R1000 | 416C2W | 14 | 2CMA166686R1000 | 316BAU2W | 53 |
| 2CMA166568R1000 | 416C3W | 14 | 2CMA166688R1000 | 316BAU3W | 53 |
| 2CMA166570R1000 | 416C4W | 14 | 2CMA166690R1000 | 316BAU4W | 53 |
| 2CMA166572R1000 | 416C6W | 14 | 2CMA166692R1000 | 316BAU5W | 53 |
| 2CMA166574R1000 | 416C7W | 14 | 2CMA166694R1000 | 316BAU6W | 53 |
| 2CMA166576R1000 | 416C9W | 14 | 2CMA166696R1000 | 316BAU7W | 53 |
| 2CMA166578R1000 | 416C11W | 14 | 2CMA166698R1000 | 316BAU9W | 53 |
| 2CMA166580R1000 | 416C1W | 14 | 2CMA166700R1000 | 316BAU10W | 53 |
| 2CMA166582R1000 | 232C4W | 14 | 2CMA166702R1000 | 316BAU11W | 53 |
| 2CMA166584R1000 | 232C6W | 14 | 2CMA166704R1000 | 316BAU1W | 53 |
| 2CMA166586R1000 | 232C9W | 14 | 2CMA166706R1000 | 416BAU2W | 53 |
| 2CMA166588R1000 | 232C12W | 14 | 2CMA166708R1000 | 416BAU3W | 53 |
| 2CMA166590R1000 | 232C1W | 14 | 2CMA166710R1000 | 416BAU4W | 53 |
| 2CMA166592R1000 | 332C1W | 14 | 2CMA166712R1000 | 416BAU6W | 53 |
| 2CMA166594R1000 | 332C11W | 14 | 2CMA166714R1000 | 416BAU7W | 53 |
| 2CMA166596R1000 | 332C2W | 14 | 2CMA166716R1000 | 416BAU9W | 53 |
| 2CMA166598R1000 | 332C3W | 14 | 2CMA166718R1000 | 416BAU11W | 53 |
| 2CMA166600R1000 | 332C4W | 14 | 2CMA166720R1000 | 416BAU1W | 53 |
| 2CMA166602R1000 | 332C5W | 14 | 2CMA166722R1000 | 232P6W | 11 |
| 2CMA166604R1000 | 332C6W | 14 | 2CMA166724R1000 | 232P9W | 11 |
| 2CMA166606R1000 | 332C7W | 14 | 2CMA166726R1000 | 232P12W | 11 |
| 2CMA166608R1000 | 332C9W | 14 | 2CMA166728R1000 | 232P1W | 11 |
| 2CMA166610R1000 | 332C10W | 14 | 2CMA166730R1000 | 332P2W | 11 |
| 2CMA166612R1000 | 432C2W | 14 | 2CMA166732R1000 | 332P3W | 11 |
| 2CMA166614R1000 | 432C3W | 14 | 2CMA166734R1000 | 332P4W | 11 |
| 2CMA166616R1000 | 432C4W | 14 | 2CMA166736R1000 | 332P5W | 11 |
| 2CMA166618R1000 | 432C6W | 14 | 2CMA166738R1000 | 332P6W | 11 |
| 2CMA166620R1000 | 432C7W | 14 | 2CMA166740R1000 | 263P4 | 10 |
| 2CMA166622R1000 | 432C9W | 14 | 2CMA166742R1000 | 263P6 | 10 |
| 2CMA166624R1000 | 432C11W | 14 | 2CMA166750R1000 | 363P5 | 10 |
| 2CMA166626R1000 | 432C1W | 14 | 2CMA166752R1000 | 363P6 | 10 |
| 2CMA166628R1000 | 232BAU4W | 53 | 2CMA166754R1000 | 363P7 | 10 |
| 2CMA166630R1000 | 232BAU6W | 53 | 2CMA166756R1000 | 363P9 | 10 |
| 2CMA166632R1000 | 232BAU9W | 53 | 2CMA166764R1000 | 463P6 | 10 |
| 2CMA166634R1000 | 232BAU12W | 53 | 2CMA166774R1000 | 263P4W | 12 |
| 2CMA166636R1000 | 232BAU1W | 53 | 2CMA166776R1000 | 263P6W | 12 |

Index

Order Code - Type

| Order Code | Type | Page | Order Code | Type | Page |
|-----------------|----------|------|-----------------|-----------|------|
| 2CMA166778R1000 | 263P9W | 12 | 2CMA166924R1000 | 3125C6W | 15 |
| 2CMA166780R1000 | 263P1W | 12 | 2CMA166926R1000 | 3125C7W | 15 |
| 2CMA166782R1000 | 363P4W | 12 | 2CMA166928R1000 | 3125C9W | 15 |
| 2CMA166784R1000 | 363P5W | 12 | 2CMA166930R1000 | 3125C11W | 15 |
| 2CMA166786R1000 | 363P6W | 12 | 2CMA166932R1000 | 3125C1W | 15 |
| 2CMA166788R1000 | 363P7W | 12 | 2CMA166934R1000 | 4125C4W | 15 |
| 2CMA166790R1000 | 363P9W | 12 | 2CMA166936R1000 | 4125C6W | 15 |
| 2CMA166792R1000 | 363P11W | 12 | 2CMA166938R1000 | 4125C7W | 15 |
| 2CMA166794R1000 | 363P1W | 12 | 2CMA166940R1000 | 4125C9W | 15 |
| 2CMA166796R1000 | 463P4W | 12 | 2CMA166942R1000 | 4125C11W | 15 |
| 2CMA166798R1000 | 463P6W | 12 | 2CMA166944R1000 | 4125C1W | 15 |
| 2CMA166800R1000 | 463P7W | 12 | 2CMA166946R1000 | 232RAU4W | 49 |
| 2CMA166802R1000 | 463P9W | 12 | 2CMA166948R1000 | 232RAU6W | 49 |
| 2CMA166804R1000 | 463P11W | 12 | 2CMA166950R1000 | 232RAU9W | 49 |
| 2CMA166806R1000 | 463P1W | 12 | 2CMA166952R1000 | 232RAU12W | 49 |
| 2CMA166808R1000 | 2125P4W | 12 | 2CMA166954R1000 | 232RAU1W | 49 |
| 2CMA166810R1000 | 2125P6W | 12 | 2CMA166956R1000 | 332RAU2W | 49 |
| 2CMA166812R1000 | 2125P1W | 12 | 2CMA166958R1000 | 332RAU3W | 49 |
| 2CMA166814R1000 | 3125P4W | 12 | 2CMA166960R1000 | 332RAU4W | 49 |
| 2CMA166815R1000 | 3125P5W | 12 | 2CMA166962R1000 | 332RAU5W | 49 |
| 2CMA166816R1000 | 3125P6W | 12 | 2CMA166964R1000 | 332RAU6W | 49 |
| 2CMA166818R1000 | 3125P7W | 12 | 2CMA166966R1000 | 332RAU7W | 49 |
| 2CMA166820R1000 | 3125P9W | 12 | 2CMA166968R1000 | 332RAU9W | 49 |
| 2CMA166822R1000 | 3125P11W | 12 | 2CMA166970R1000 | 332RAU10W | 49 |
| 2CMA166824R1000 | 3125P1W | 12 | 2CMA166972R1000 | 332RAU11W | 49 |
| 2CMA166826R1000 | 4125P4W | 12 | 2CMA166974R1000 | 332RAU1W | 49 |
| 2CMA166828R1000 | 4125P6W | 12 | 2CMA166976R1000 | 432RAU2W | 49 |
| 2CMA166830R1000 | 4125P7W | 12 | 2CMA166978R1000 | 432RAU3W | 49 |
| 2CMA166832R1000 | 4125P9W | 12 | 2CMA166980R1000 | 432RAU4W | 49 |
| 2CMA166834R1000 | 4125P11W | 12 | 2CMA166982R1000 | 432RAU6W | 49 |
| 2CMA166836R1000 | 4125P1W | 12 | 2CMA166984R1000 | 432RAU7W | 49 |
| 2CMA166838R1000 | 263C4 | 13 | 2CMA166986R1000 | 432RAU9W | 49 |
| 2CMA166840R1000 | 263C6 | 13 | 2CMA166988R1000 | 432RAU11W | 49 |
| 2CMA166848R1000 | 363C5 | 13 | 2CMA166990R1000 | 432RAU1W | 49 |
| 2CMA166850R1000 | 363C6 | 13 | 2CMA166992R1000 | 216RAU3W | 49 |
| 2CMA166852R1000 | 363C7 | 13 | 2CMA166994R1000 | 216RAU4W | 49 |
| 2CMA166854R1000 | 363C9 | 13 | 2CMA166996R1000 | 216RAU6W | 49 |
| 2CMA166862R1000 | 463C6 | 13 | 2CMA166998R1000 | 216RAU9W | 49 |
| 2CMA166872R1000 | 263C4W | 15 | 2CMA167000R1000 | 216RAU12W | 49 |
| 2CMA166874R1000 | 263C6W | 15 | 2CMA167002R1000 | 216RAU1W | 49 |
| 2CMA166876R1000 | 263C9W | 15 | 2CMA167004R1000 | 316RAU2W | 49 |
| 2CMA166878R1000 | 263C1W | 15 | 2CMA167006R1000 | 316RAU3W | 49 |
| 2CMA166890R1000 | 363C4W | 15 | 2CMA167008R1000 | 316RAU4W | 49 |
| 2CMA166892R1000 | 363C5W | 15 | 2CMA167010R1000 | 316RAU5W | 49 |
| 2CMA166894R1000 | 363C6W | 15 | 2CMA167012R1000 | 316RAU6W | 49 |
| 2CMA166896R1000 | 363C7W | 15 | 2CMA167014R1000 | 316RAU7W | 49 |
| 2CMA166898R1000 | 363C9W | 15 | 2CMA167016R1000 | 316RAU9W | 49 |
| 2CMA166900R1000 | 363C11W | 15 | 2CMA167018R1000 | 316RAU10W | 49 |
| 2CMA166902R1000 | 363C1W | 15 | 2CMA167020R1000 | 316RAU11W | 49 |
| 2CMA166904R1000 | 463C4W | 15 | 2CMA167022R1000 | 316RAU1W | 49 |
| 2CMA166906R1000 | 463C6W | 15 | 2CMA167024R1000 | 416RAU2W | 49 |
| 2CMA166908R1000 | 463C7W | 15 | 2CMA167026R1000 | 416RAU3W | 49 |
| 2CMA166910R1000 | 463C9W | 15 | 2CMA167028R1000 | 416RAU4W | 49 |
| 2CMA166912R1000 | 463C11W | 15 | 2CMA167030R1000 | 416RAU6W | 49 |
| 2CMA166914R1000 | 463C1W | 15 | 2CMA167032R1000 | 416RAU7W | 49 |
| 2CMA166916R1000 | 2125C4W | 15 | 2CMA167034R1000 | 416RAU9W | 49 |
| 2CMA166918R1000 | 2125C6W | 15 | 2CMA167036R1000 | 416RAU11W | 49 |
| 2CMA166920R1000 | 2125C1W | 15 | 2CMA167038R1000 | 416RAU1W | 49 |
| 2CMA166922R1000 | 3125C4W | 15 | 2CMA167040R1000 | 216BS3W | 41 |
| 2CMA166923R1000 | 3125C5W | 15 | 2CMA167042R1000 | 216BS4W | 41 |

Index

Order Code - Type

| Order Code | Type | Page | Order Code | Type | Page |
|-----------------|-----------|------|-----------------|-----------|------|
| 2CMA167044R1000 | 216BS6W | 41 | 2CMA167147R1000 | 216RS3W | 31 |
| 2CMA167046R1000 | 216BS9W | 41 | 2CMA167148R1000 | 216RS4W | 31 |
| 2CMA167048R1000 | 216BS12W | 41 | 2CMA167149R1000 | 216RS6W | 31 |
| 2CMA167050R1000 | 216BS1W | 41 | 2CMA167150R1000 | 216RS9W | 31 |
| 2CMA167052R1000 | 316BS2W | 41 | 2CMA167151R1000 | 216RS12W | 31 |
| 2CMA167054R1000 | 316BS3W | 41 | 2CMA167152R1000 | 216RS1W | 31 |
| 2CMA167056R1000 | 316BS4W | 41 | 2CMA167153R1000 | 316RS2W | 31 |
| 2CMA167058R1000 | 316BS5W | 41 | 2CMA167154R1000 | 316RS3W | 31 |
| 2CMA167060R1000 | 316BS6W | 41 | 2CMA167155R1000 | 316RS4W | 31 |
| 2CMA167062R1000 | 316BS7W | 41 | 2CMA167156R1000 | 316RS5W | 31 |
| 2CMA167064R1000 | 316BS9W | 41 | 2CMA167157R1000 | 316RS6W | 31 |
| 2CMA167066R1000 | 316BS10W | 41 | 2CMA167158R1000 | 316RS7W | 31 |
| 2CMA167068R1000 | 316BS11W | 41 | 2CMA167159R1000 | 316RS9W | 31 |
| 2CMA167070R1000 | 316BS1W | 41 | 2CMA167160R1000 | 316RS10W | 31 |
| 2CMA167072R1000 | 416BS2W | 41 | 2CMA167161R1000 | 316RS11W | 31 |
| 2CMA167074R1000 | 416BS3W | 41 | 2CMA167162R1000 | 316RS1W | 31 |
| 2CMA167076R1000 | 416BS4W | 41 | 2CMA167163R1000 | 416RS2W | 31 |
| 2CMA167078R1000 | 416BS6W | 41 | 2CMA167164R1000 | 416RS3W | 31 |
| 2CMA167080R1000 | 416BS7W | 41 | 2CMA167165R1000 | 416RS4W | 31 |
| 2CMA167082R1000 | 416BS9W | 41 | 2CMA167166R1000 | 416RS6W | 31 |
| 2CMA167084R1000 | 416BS11W | 41 | 2CMA167167R1000 | 416RS7W | 31 |
| 2CMA167086R1000 | 416BS1W | 41 | 2CMA167168R1000 | 416RS9W | 31 |
| 2CMA167088R1000 | 232BS4W | 42 | 2CMA167169R1000 | 416RS11W | 31 |
| 2CMA167090R1000 | 232BS6W | 42 | 2CMA167170R1000 | 416RS1W | 31 |
| 2CMA167092R1000 | 232BS9W | 42 | 2CMA167171R1000 | 232RS4W | 31 |
| 2CMA167094R1000 | 232BS12W | 42 | 2CMA167172R1000 | 232RS6W | 31 |
| 2CMA167096R1000 | 232BS1W | 42 | 2CMA167173R1000 | 232RS9W | 31 |
| 2CMA167098R1000 | 332BS2W | 42 | 2CMA167174R1000 | 232RS12W | 31 |
| 2CMA167100R1000 | 332BS3W | 42 | 2CMA167175R1000 | 232RS1W | 31 |
| 2CMA167102R1000 | 332BS4W | 42 | 2CMA167176R1000 | 332RS2W | 31 |
| 2CMA167103R1000 | 332BS5W | 42 | 2CMA167177R1000 | 332RS3W | 31 |
| 2CMA167104R1000 | 332BS6W | 42 | 2CMA167178R1000 | 332RS4W | 31 |
| 2CMA167106R1000 | 332BS7W | 42 | 2CMA167179R1000 | 332RS5W | 31 |
| 2CMA167108R1000 | 332BS9W | 42 | 2CMA167180R1000 | 332RS6W | 31 |
| 2CMA167110R1000 | 332BS10W | 42 | 2CMA167181R1000 | 332RS7W | 31 |
| 2CMA167112R1000 | 332BS11W | 42 | 2CMA167182R1000 | 332RS9W | 31 |
| 2CMA167114R1000 | 332BS1W | 42 | 2CMA167183R1000 | 332RS10W | 31 |
| 2CMA167116R1000 | 432BS2W | 42 | 2CMA167184R1000 | 332RS11W | 31 |
| 2CMA167118R1000 | 432BS3W | 42 | 2CMA167185R1000 | 332RS1W | 31 |
| 2CMA167120R1000 | 432BS4W | 42 | 2CMA167186R1000 | 432RS2W | 31 |
| 2CMA167122R1000 | 432BS6W | 42 | 2CMA167187R1000 | 432RS3W | 31 |
| 2CMA167124R1000 | 432BS7W | 42 | 2CMA167188R1000 | 432RS4W | 31 |
| 2CMA167126R1000 | 432BS9W | 42 | 2CMA167189R1000 | 432RS6W | 31 |
| 2CMA167128R1000 | 432BS11W | 42 | 2CMA167190R1000 | 432RS7W | 31 |
| 2CMA167130R1000 | 432BS1W | 42 | 2CMA167191R1000 | 432RS9W | 31 |
| 2CMA167132R1000 | 2125RU4W | 46 | 2CMA167192R1000 | 432RS11W | 31 |
| 2CMA167133R1000 | 2125RU6W | 46 | 2CMA167193R1000 | 432RS1W | 31 |
| 2CMA167134R1000 | 2125RU1W | 46 | 2CMA167194R1000 | 2125BU4W | 52 |
| 2CMA167135R1000 | 3125RU4W | 46 | 2CMA167195R1000 | 2125BU6W | 52 |
| 2CMA167136R1000 | 3125RU6W | 46 | 2CMA167196R1000 | 2125BU1W | 52 |
| 2CMA167137R1000 | 3125RU7W | 46 | 2CMA167197R1000 | 3125BU4W | 52 |
| 2CMA167138R1000 | 3125RU9W | 46 | 2CMA167198R1000 | 3125BU6W | 52 |
| 2CMA167139R1000 | 3125RU11W | 46 | 2CMA167199R1000 | 3125BU7W | 52 |
| 2CMA167140R1000 | 3125RU1W | 46 | 2CMA167200R1000 | 3125BU9W | 52 |
| 2CMA167141R1000 | 4125RU4W | 46 | 2CMA167201R1000 | 3125BU11W | 52 |
| 2CMA167142R1000 | 4125RU6W | 46 | 2CMA167202R1000 | 3125BU1W | 52 |
| 2CMA167143R1000 | 4125RU7W | 46 | 2CMA167203R1000 | 4125BU4W | 52 |
| 2CMA167144R1000 | 4125RU9W | 46 | 2CMA167204R1000 | 4125BU6W | 52 |
| 2CMA167145R1000 | 4125RU11W | 46 | 2CMA167205R1000 | 4125BU7W | 52 |
| 2CMA167146R1000 | 4125RU1W | 46 | 2CMA167206R1000 | 4125BU9W | 52 |

Index

Order Code - Type

| Order Code | Type | Page | Order Code | Type | Page |
|-----------------|-----------|------|-----------------|-----------|------|
| 2CMA167207R1000 | 4125BU11W | 52 | 2CMA167348R1000 | 363BS5W | 43 |
| 2CMA167208R1000 | 4125BU1W | 52 | 2CMA167350R1000 | 363BS6W | 43 |
| 2CMA167212R1000 | 263BU6 | 51 | 2CMA167352R1000 | 363BS7W | 43 |
| 2CMA167220R1000 | 363BU5 | 51 | 2CMA167354R1000 | 363BS9W | 43 |
| 2CMA167222R1000 | 363BU6 | 51 | 2CMA167356R1000 | 363BS11W | 43 |
| 2CMA167226R1000 | 363BU9 | 51 | 2CMA167358R1000 | 363BS1W | 43 |
| 2CMA167234R1000 | 463BU6 | 51 | 2CMA167360R1000 | 463BS4W | 43 |
| 2CMA167244R1000 | 2125RS4W | 32 | 2CMA167362R1000 | 463BS6W | 43 |
| 2CMA167246R1000 | 2125RS6W | 32 | 2CMA167364R1000 | 463BS7W | 43 |
| 2CMA167248R1000 | 2125RS1W | 32 | 2CMA167366R1000 | 463BS9W | 43 |
| 2CMA167250R1000 | 3125RS4W | 32 | 2CMA167368R1000 | 463BS11W | 43 |
| 2CMA167251R1000 | 3125RS5W | 32 | 2CMA167370R1000 | 463BS1W | 43 |
| 2CMA167252R1000 | 3125RS6W | 32 | 2CMA167372R1000 | 263RU4W | 46 |
| 2CMA167254R1000 | 3125RS7W | 32 | 2CMA167374R1000 | 263RU6W | 46 |
| 2CMA167256R1000 | 3125RS9W | 32 | 2CMA167376R1000 | 263RU9W | 46 |
| 2CMA167258R1000 | 3125RS11W | 32 | 2CMA167378R1000 | 263RU1W | 46 |
| 2CMA167260R1000 | 3125RS1W | 32 | 2CMA167380R1000 | 363RU4W | 46 |
| 2CMA167262R1000 | 4125RS4W | 32 | 2CMA167382R1000 | 363RU5W | 46 |
| 2CMA167264R1000 | 4125RS6W | 32 | 2CMA167384R1000 | 363RU6W | 46 |
| 2CMA167266R1000 | 4125RS7W | 32 | 2CMA167386R1000 | 363RU7W | 46 |
| 2CMA167268R1000 | 4125RS9W | 32 | 2CMA167388R1000 | 363RU9W | 46 |
| 2CMA167270R1000 | 4125RS11W | 32 | 2CMA167390R1000 | 363RU11W | 46 |
| 2CMA167272R1000 | 4125RS1W | 32 | 2CMA167392R1000 | 363RU1W | 46 |
| 2CMA167274R1000 | 2125BS4W | 43 | 2CMA167394R1000 | 463RU4W | 46 |
| 2CMA167276R1000 | 2125BS6W | 43 | 2CMA167396R1000 | 463RU6W | 46 |
| 2CMA167278R1000 | 2125BS1W | 43 | 2CMA167398R1000 | 463RU7W | 46 |
| 2CMA167280R1000 | 3125BS4W | 43 | 2CMA167400R1000 | 463RU9W | 46 |
| 2CMA167282R1000 | 3125BS6W | 43 | 2CMA167402R1000 | 463RU11W | 46 |
| 2CMA167284R1000 | 3125BS7W | 43 | 2CMA167404R1000 | 463RU1W | 46 |
| 2CMA167286R1000 | 3125BS9W | 43 | 2CMA167406R1000 | 263RAU4 | 48 |
| 2CMA167288R1000 | 3125BS11W | 43 | 2CMA167408R1000 | 263RAU6 | 48 |
| 2CMA167290R1000 | 3125BS1W | 43 | 2CMA167416R1000 | 363RAU5 | 48 |
| 2CMA167292R1000 | 4125BS4W | 43 | 2CMA167418R1000 | 363RAU6 | 48 |
| 2CMA167294R1000 | 4125BS6W | 43 | 2CMA167420R1000 | 363RAU7 | 48 |
| 2CMA167296R1000 | 4125BS7W | 43 | 2CMA167422R1000 | 363RAU9 | 48 |
| 2CMA167298R1000 | 4125BS9W | 43 | 2CMA167430R1000 | 463RAU6 | 48 |
| 2CMA167300R1000 | 4125BS11W | 43 | 2CMA167440R1000 | 263RAU4W | 50 |
| 2CMA167302R1000 | 4125BS1W | 43 | 2CMA167442R1000 | 263RAU6W | 50 |
| 2CMA167304R1000 | 263RS4W | 32 | 2CMA167444R1000 | 263RAU9W | 50 |
| 2CMA167306R1000 | 263RS6W | 32 | 2CMA167446R1000 | 263RAU1W | 50 |
| 2CMA167308R1000 | 263RS9W | 32 | 2CMA167448R1000 | 363RAU4W | 50 |
| 2CMA167310R1000 | 263RS1W | 32 | 2CMA167450R1000 | 363RAU5W | 50 |
| 2CMA167312R1000 | 363RS4W | 32 | 2CMA167452R1000 | 363RAU6W | 50 |
| 2CMA167314R1000 | 363RS5W | 32 | 2CMA167454R1000 | 363RAU7W | 50 |
| 2CMA167316R1000 | 363RS6W | 32 | 2CMA167456R1000 | 363RAU9W | 50 |
| 2CMA167318R1000 | 363RS7W | 32 | 2CMA167458R1000 | 363RAU11W | 50 |
| 2CMA167320R1000 | 363RS9W | 32 | 2CMA167460R1000 | 363RAU1W | 50 |
| 2CMA167322R1000 | 363RS11W | 32 | 2CMA167462R1000 | 463RAU4W | 50 |
| 2CMA167324R1000 | 363RS1W | 32 | 2CMA167464R1000 | 463RAU6W | 50 |
| 2CMA167326R1000 | 463RS4W | 32 | 2CMA167466R1000 | 463RAU7W | 50 |
| 2CMA167328R1000 | 463RS6W | 32 | 2CMA167468R1000 | 463RAU9W | 50 |
| 2CMA167330R1000 | 463RS7W | 32 | 2CMA167470R1000 | 463RAU11W | 50 |
| 2CMA167332R1000 | 463RS9W | 32 | 2CMA167472R1000 | 463RAU1W | 50 |
| 2CMA167334R1000 | 463RS11W | 32 | 2CMA167474R1000 | 263RS4 | 30 |
| 2CMA167336R1000 | 463RS1W | 32 | 2CMA167476R1000 | 263RS6 | 30 |
| 2CMA167338R1000 | 263BS4W | 43 | 2CMA167478R1000 | 463RS6 | 30 |
| 2CMA167340R1000 | 263BS6W | 43 | 2CMA167496R1000 | 363RS5 | 30 |
| 2CMA167342R1000 | 263BS9W | 43 | 2CMA167498R1000 | 363RS6 | 30 |
| 2CMA167344R1000 | 263BS1W | 43 | 2CMA167500R1000 | 363RS7 | 30 |
| 2CMA167346R1000 | 363BS4W | 43 | 2CMA167502R1000 | 363RS9 | 30 |

Index

Order Code - Type

| Order Code | Type | Page | Order Code | Type | Page |
|-----------------|----------|------|-----------------|-----------|------|
| 2CMA167508R1000 | 263RU4 | 45 | 2CMA167800R1000 | 216MHS4W | 25 |
| 2CMA167510R1000 | 263RU6 | 45 | 2CMA167801R1000 | 216MHS6W | 22 |
| 2CMA167518R1000 | 363RU5 | 45 | 2CMA167802R1000 | 216MHS9W | 22 |
| 2CMA167520R1000 | 363RU6 | 45 | 2CMA167803R1000 | 216MHS12W | 22 |
| 2CMA167522R1000 | 363RU7 | 45 | 2CMA167804R1000 | 216MHS1W | 22 |
| 2CMA167524R1000 | 363RU9 | 45 | 2CMA167805R1000 | 316MHS2W | 22 |
| 2CMA167532R1000 | 463RU6 | 45 | 2CMA167806R1000 | 316MHS3W | 22 |
| 2CMA167542R1000 | 263BS4 | 40 | 2CMA167807R1000 | 316MHS4W | 22 |
| 2CMA167544R1000 | 263BS6 | 40 | 2CMA167808R1000 | 316MHS5W | 22 |
| 2CMA167552R1000 | 363BS5 | 40 | 2CMA167809R1000 | 316MHS6W | 22 |
| 2CMA167554R1000 | 363BS6 | 40 | 2CMA167810R1000 | 316MHS7W | 22 |
| 2CMA167556R1000 | 363BS7 | 40 | 2CMA167811R1000 | 316MHS9W | 22 |
| 2CMA167558R1000 | 363BS9 | 40 | 2CMA167812R1000 | 316MHS10W | 22 |
| 2CMA167566R1000 | 463BS6 | 40 | 2CMA167813R1000 | 316MHS11W | 22 |
| 2CMA167623R1000 | 216MHS6 | 21 | 2CMA167814R1000 | 316MHS1W | 22 |
| 2CMA167629R1000 | 316MHS4 | 21 | 2CMA167815R1000 | 416MHS2W | 22 |
| 2CMA167630R1000 | 316MHS5 | 21 | 2CMA167816R1000 | 416MHS3W | 22 |
| 2CMA167631R1000 | 316MHS6 | 21 | 2CMA167817R1000 | 416MHS4W | 22 |
| 2CMA167632R1000 | 316MHS7 | 21 | 2CMA167818R1000 | 416MHS6W | 22 |
| 2CMA167633R1000 | 316MHS9 | 21 | 2CMA167819R1000 | 416MHS7W | 22 |
| 2CMA167635R1000 | 316MHS11 | 21 | 2CMA167820R1000 | 416MHS9W | 22 |
| 2CMA167640R1000 | 416MHS6 | 21 | 2CMA167821R1000 | 416MHS11W | 22 |
| 2CMA167645R1000 | 216MVS4 | 24 | 2CMA167822R1000 | 416MHS1W | 22 |
| 2CMA167646R1000 | 216MVS6 | 24 | 2CMA167823R1000 | 216MVS4W | 25 |
| 2CMA167652R1000 | 316MVS4 | 24 | 2CMA167824R1000 | 216MVS6W | 25 |
| 2CMA167653R1000 | 316MVS5 | 24 | 2CMA167825R1000 | 216MVS9W | 25 |
| 2CMA167654R1000 | 316MVS6 | 24 | 2CMA167826R1000 | 216MVS12W | 25 |
| 2CMA167655R1000 | 316MVS7 | 24 | 2CMA167827R1000 | 216MVS1W | 25 |
| 2CMA167656R1000 | 316MVS9 | 24 | 2CMA167828R1000 | 316MVS2W | 25 |
| 2CMA167658R1000 | 316MVS11 | 24 | 2CMA167829R1000 | 316MVS3W | 25 |
| 2CMA167663R1000 | 416MVS6 | 24 | 2CMA167830R1000 | 316MVS4W | 25 |
| 2CMA167668R1000 | 232MHS4 | 21 | 2CMA167831R1000 | 316MVS5W | 25 |
| 2CMA167669R1000 | 232MHS6 | 21 | 2CMA167832R1000 | 316MVS6W | 25 |
| 2CMA167676R1000 | 332MHS5 | 21 | 2CMA167833R1000 | 316MVS7W | 25 |
| 2CMA167677R1000 | 332MHS6 | 21 | 2CMA167834R1000 | 316MVS9W | 25 |
| 2CMA167678R1000 | 332MHS7 | 21 | 2CMA167835R1000 | 316MVS10W | 25 |
| 2CMA167679R1000 | 332MHS9 | 21 | 2CMA167836R1000 | 316MVS11W | 25 |
| 2CMA167686R1000 | 432MHS6 | 21 | 2CMA167838R1000 | 316MVS1W | 25 |
| 2CMA167691R1000 | 232MVS4 | 24 | 2CMA167839R1000 | 416MVS2W | 25 |
| 2CMA167692R1000 | 232MVS6 | 24 | 2CMA167840R1000 | 416MVS3W | 25 |
| 2CMA167699R1000 | 332MVS5 | 24 | 2CMA167841R1000 | 416MVS4W | 25 |
| 2CMA167700R1000 | 332MVS6 | 24 | 2CMA167842R1000 | 416MVS6W | 25 |
| 2CMA167701R1000 | 332MVS7 | 24 | 2CMA167843R1000 | 416MVS7W | 25 |
| 2CMA167702R1000 | 332MVS9 | 24 | 2CMA167844R1000 | 416MVS9W | 25 |
| 2CMA167709R1000 | 432MVS6 | 24 | 2CMA167845R1000 | 416MVS11W | 25 |
| 2CMA167714R1000 | 263MHS4 | 21 | 2CMA167846R1000 | 416MVS1W | 25 |
| 2CMA167715R1000 | 263MHS6 | 21 | 2CMA167847R1000 | 232MHS4W | 22 |
| 2CMA167719R1000 | 363MHS5 | 21 | 2CMA167848R1000 | 232MHS6W | 22 |
| 2CMA167721R1000 | 363MHS6 | 21 | 2CMA167849R1000 | 232MHS9W | 22 |
| 2CMA167722R1000 | 363MHS7 | 21 | 2CMA167850R1000 | 232MHS12W | 22 |
| 2CMA167723R1000 | 363MHS9 | 21 | 2CMA167851R1000 | 232MHS1W | 22 |
| 2CMA167727R1000 | 463MHS6 | 21 | 2CMA167852R1000 | 332MHS2W | 22 |
| 2CMA167756R1000 | 216MPR6 | 27 | 2CMA167853R1000 | 332MHS3W | 22 |
| 2CMA167764R1000 | 316MPR6 | 27 | 2CMA167854R1000 | 332MHS4W | 22 |
| 2CMA167766R1000 | 316MPR9 | 27 | 2CMA167855R1000 | 332MHS5W | 22 |
| 2CMA167772R1000 | 416MPR6 | 27 | 2CMA167856R1000 | 332MHS6W | 22 |
| 2CMA167778R1000 | 232MPR6 | 27 | 2CMA167857R1000 | 332MHS7W | 22 |
| 2CMA167786R1000 | 332MPR6 | 27 | 2CMA167858R1000 | 332MHS9W | 22 |
| 2CMA167788R1000 | 332MPR9 | 27 | 2CMA167859R1000 | 332MHS10W | 22 |
| 2CMA167795R1000 | 432MPR6 | 27 | 2CMA167860R1000 | 332MHS11W | 22 |

Index

Order Code - Type

| Order Code | Type | Page | Order Code | Type | Page |
|-----------------|-----------|------|-----------------|-----------|------|
| 2CMA167861R1000 | 332MHS1W | 22 | 2CMA167960R1000 | 316MPM10W | 26 |
| 2CMA167862R1000 | 432MHS2W | 22 | 2CMA167961R1000 | 316MPM11W | 26 |
| 2CMA167863R1000 | 432MHS3W | 22 | 2CMA167963R1000 | 416MPM2W | 26 |
| 2CMA167864R1000 | 432MHS4W | 22 | 2CMA167964R1000 | 416MPM3W | 26 |
| 2CMA167865R1000 | 432MHS6W | 22 | 2CMA167965R1000 | 416MPM4W | 26 |
| 2CMA167866R1000 | 432MHS7W | 22 | 2CMA167966R1000 | 416MPM6W | 26 |
| 2CMA167867R1000 | 432MHS9W | 22 | 2CMA167967R1000 | 416MPM7W | 26 |
| 2CMA167868R1000 | 432MHS11W | 22 | 2CMA167968R1000 | 416MPM9W | 26 |
| 2CMA167869R1000 | 432MHS1W | 22 | 2CMA167969R1000 | 416MPM11W | 26 |
| 2CMA167870R1000 | 232MVS4W | 25 | 2CMA167973R1000 | 316MM4 | 19 |
| 2CMA167871R1000 | 232MVS6W | 25 | 2CMA167974R1000 | 316MM5 | 19 |
| 2CMA167872R1000 | 232MVS9W | 25 | 2CMA167975R1000 | 316MM6 | 19 |
| 2CMA167873R1000 | 232MVS12W | 25 | 2CMA167976R1000 | 316MM7 | 19 |
| 2CMA167874R1000 | 232MVS1W | 25 | 2CMA167977R1000 | 316MM9 | 19 |
| 2CMA167875R1000 | 332MVS2W | 25 | 2CMA167978R1000 | 316MM10 | 19 |
| 2CMA167876R1000 | 332MVS3W | 25 | 2CMA167979R1000 | 316MM11 | 19 |
| 2CMA167877R1000 | 332MVS4W | 25 | 2CMA167980R1000 | 316MM1 | 19 |
| 2CMA167878R1000 | 332MVS5W | 25 | 2CMA167983R1000 | 416MM2 | 19 |
| 2CMA167879R1000 | 332MVS6W | 25 | 2CMA167984R1000 | 416MM6 | 19 |
| 2CMA167880R1000 | 332MVS7W | 25 | 2CMA167986R1000 | 416MM9 | 19 |
| 2CMA167881R1000 | 332MVS9W | 25 | 2CMA167987R1000 | 416MM11 | 19 |
| 2CMA167882R1000 | 332MVS10W | 25 | 2CMA167988R1000 | 416MM1 | 19 |
| 2CMA167883R1000 | 332MVS11W | 25 | 2CMA167990R1000 | 332MM3 | 19 |
| 2CMA167884R1000 | 332MVS1W | 25 | 2CMA167991R1000 | 332MM4 | 19 |
| 2CMA167885R1000 | 432MVS2W | 25 | 2CMA167992R1000 | 332MM5 | 19 |
| 2CMA167886R1000 | 432MVS3W | 25 | 2CMA167993R1000 | 332MM6 | 19 |
| 2CMA167887R1000 | 432MVS4W | 25 | 2CMA167994R1000 | 332MM7 | 19 |
| 2CMA167888R1000 | 432MVS6W | 25 | 2CMA167995R1000 | 332MM9 | 19 |
| 2CMA167889R1000 | 432MVS7W | 25 | 2CMA167996R1000 | 332MM10 | 19 |
| 2CMA167890R1000 | 432MVS9W | 25 | 2CMA167997R1000 | 332MM11 | 19 |
| 2CMA167891R1000 | 432MVS11W | 25 | 2CMA167998R1000 | 332MM1 | 19 |
| 2CMA167892R1000 | 432MVS1W | 25 | 2CMA168002R1000 | 432MM6 | 19 |
| 2CMA167893R1000 | 263MHS4W | 23 | 2CMA168003R1000 | 432MM7 | 19 |
| 2CMA167894R1000 | 263MHS6W | 23 | 2CMA168004R1000 | 432MM9 | 19 |
| 2CMA167895R1000 | 263MHS9W | 23 | 2CMA168006R1000 | 432MM1 | 19 |
| 2CMA167896R1000 | 263MHS1W | 23 | 2CMA168007R1000 | 232MPM4W | 26 |
| 2CMA167897R1000 | 363MHS4W | 23 | 2CMA168008R1000 | 232MPM6W | 26 |
| 2CMA167898R1000 | 363MHS5W | 23 | 2CMA168009R1000 | 232MPM9W | 26 |
| 2CMA167899R1000 | 363MHS6W | 23 | 2CMA168010R1000 | 232MPM12W | 26 |
| 2CMA167900R1000 | 363MHS7W | 23 | 2CMA168012R1000 | 332MPM2W | 26 |
| 2CMA167901R1000 | 363MHS9W | 23 | 2CMA168013R1000 | 332MPM3W | 26 |
| 2CMA167902R1000 | 363MHS11W | 23 | 2CMA168014R1000 | 332MPM4W | 26 |
| 2CMA167903R1000 | 363MHS1W | 23 | 2CMA168015R1000 | 332MPM5W | 26 |
| 2CMA167904R1000 | 463MHS4W | 23 | 2CMA168016R1000 | 332MPM6W | 26 |
| 2CMA167905R1000 | 463MHS6W | 23 | 2CMA168017R1000 | 332MPM7W | 26 |
| 2CMA167906R1000 | 463MHS7W | 23 | 2CMA168018R1000 | 332MPM9W | 26 |
| 2CMA167907R1000 | 463MHS9W | 23 | 2CMA168019R1000 | 332MPM10W | 26 |
| 2CMA167908R1000 | 463MHS11W | 23 | 2CMA168020R1000 | 332MPM11W | 26 |
| 2CMA167909R1000 | 463MHS1W | 23 | 2CMA168022R1000 | 432MPM2W | 26 |
| 2CMA167948R1000 | 216MPM4W | 26 | 2CMA168023R1000 | 432MPM3W | 26 |
| 2CMA167949R1000 | 216MPM6W | 26 | 2CMA168024R1000 | 432MPM4W | 26 |
| 2CMA167950R1000 | 216MPM9W | 26 | 2CMA168025R1000 | 432MPM6W | 26 |
| 2CMA167951R1000 | 216MPM12W | 26 | 2CMA168026R1000 | 432MPM7W | 26 |
| 2CMA167953R1000 | 316MPM2W | 26 | 2CMA168027R1000 | 432MPM9W | 26 |
| 2CMA167954R1000 | 316MPM3W | 26 | 2CMA168028R1000 | 432MPM11W | 26 |
| 2CMA167955R1000 | 316MPM4W | 26 | 2CMA168030R1000 | 263MM4 | 20 |
| 2CMA167956R1000 | 316MPM5W | 26 | 2CMA168031R1000 | 263MM6 | 20 |
| 2CMA167957R1000 | 316MPM6W | 26 | 2CMA168032R1000 | 263MM9 | 20 |
| 2CMA167958R1000 | 316MPM7W | 26 | 2CMA168033R1000 | 263MM1 | 20 |
| 2CMA167959R1000 | 316MPM9W | 26 | 2CMA168034R1000 | 363MM4 | 20 |

Index

Order Code - Type

| Order Code | Type | Page | Order Code | Type | Page |
|-----------------|-----------|------|-----------------|-----------|------|
| 2CMA168035R1000 | 363MM5 | 20 | 2CMA168127R1000 | 416A6 | 66 |
| 2CMA168036R1000 | 363MM6 | 20 | 2CMA168128R1000 | 432A6 | 66 |
| 2CMA168037R1000 | 363MM7 | 20 | 2CMA168129R1000 | 416FV6 | 64 |
| 2CMA168038R1000 | 363MM9 | 20 | 2CMA168130R1000 | 432FV6 | 64 |
| 2CMA168039R1000 | 363MM11 | 20 | 2CMA168131R1000 | 416PVF6 | 64 |
| 2CMA168040R1000 | 363MM1 | 20 | 2CMA168159R1000 | 416BUFV6 | 64 |
| 2CMA168042R1000 | 463MM6 | 20 | 2CMA168169R1000 | 416BSFV6 | 64 |
| 2CMA168043R1000 | 463MM7 | 20 | 2CMA168196R1000 | 216RPM4W | 35 |
| 2CMA168044R1000 | 463MM9 | 20 | 2CMA168197R1000 | 216RPM6W | 35 |
| 2CMA168046R1000 | 463MM1 | 20 | 2CMA168198R1000 | 216RPM9W | 35 |
| 2CMA168047R1000 | 2125MM6 | 20 | 2CMA168199R1000 | 216RPM12W | 35 |
| 2CMA168048R1000 | 3125MM6 | 20 | 2CMA168201R1000 | 316RPM2W | 35 |
| 2CMA168049R1000 | 3125MM7 | 20 | 2CMA168202R1000 | 316RPM3W | 35 |
| 2CMA168050R1000 | 3125MM9 | 20 | 2CMA168203R1000 | 316RPM4W | 35 |
| 2CMA168051R1000 | 3125MM11 | 20 | 2CMA168204R1000 | 316RPM5W | 35 |
| 2CMA168052R1000 | 3125MM1 | 20 | 2CMA168205R1000 | 316RPM6W | 35 |
| 2CMA168053R1000 | 4125MM6 | 20 | 2CMA168206R1000 | 316RPM7W | 35 |
| 2CMA168054R1000 | 4125MM7 | 20 | 2CMA168207R1000 | 316RPM9W | 35 |
| 2CMA168055R1000 | 4125MM11 | 20 | 2CMA168208R1000 | 316RPM10W | 35 |
| 2CMA168056R1000 | 4125MM1 | 20 | 2CMA168209R1000 | 316RPM11W | 35 |
| 2CMA168057R1000 | 216MPR4W | 28 | 2CMA168211R1000 | 416RPM2W | 35 |
| 2CMA168058R1000 | 216MPR6W | 28 | 2CMA168212R1000 | 416RPM3W | 35 |
| 2CMA168060R1000 | 216MPR12W | 28 | 2CMA168213R1000 | 416RPM4W | 35 |
| 2CMA168064R1000 | 316MPR4W | 28 | 2CMA168214R1000 | 416RPM6W | 35 |
| 2CMA168066R1000 | 316MPR6W | 28 | 2CMA168215R1000 | 416RPM7W | 35 |
| 2CMA168068R1000 | 316MPR9W | 28 | 2CMA168216R1000 | 416RPM9W | 35 |
| 2CMA168074R1000 | 416MPR4W | 28 | 2CMA168217R1000 | 416RPM11W | 35 |
| 2CMA168075R1000 | 416MPR6W | 28 | 2CMA168219R1000 | 232RPM4W | 35 |
| 2CMA168077R1000 | 416MPR9W | 28 | 2CMA168220R1000 | 232RPM6W | 35 |
| 2CMA168080R1000 | 232MPR4W | 28 | 2CMA168221R1000 | 232RPM9W | 35 |
| 2CMA168081R1000 | 232MPR6W | 28 | 2CMA168222R1000 | 232RPM12W | 35 |
| 2CMA168083R1000 | 232MPR12W | 28 | 2CMA168224R1000 | 332RPM2W | 35 |
| 2CMA168087R1000 | 332MPR4W | 28 | 2CMA168225R1000 | 332RPM3W | 35 |
| 2CMA168089R1000 | 332MPR6W | 28 | 2CMA168226R1000 | 332RPM4W | 35 |
| 2CMA168091R1000 | 332MPR9W | 28 | 2CMA168227R1000 | 332RPM5W | 35 |
| 2CMA168097R1000 | 432MPR4W | 28 | 2CMA168228R1000 | 332RPM6W | 35 |
| 2CMA168098R1000 | 432MPR6W | 28 | 2CMA168229R1000 | 332RPM7W | 35 |
| 2CMA168100R1000 | 432MPR9W | 28 | 2CMA168230R1000 | 332RPM9W | 35 |
| 2CMA168103R1000 | 263BU4W | 52 | 2CMA168231R1000 | 332RPM10W | 35 |
| 2CMA168104R1000 | 263BU6W | 52 | 2CMA168232R1000 | 332RPM11W | 35 |
| 2CMA168105R1000 | 263BU9W | 52 | 2CMA168234R1000 | 432RPM2W | 35 |
| 2CMA168106R1000 | 263BU1W | 52 | 2CMA168235R1000 | 432RPM3W | 35 |
| 2CMA168107R1000 | 363BU4W | 52 | 2CMA168236R1000 | 432RPM4W | 35 |
| 2CMA168108R1000 | 363BU5W | 52 | 2CMA168237R1000 | 432RPM6W | 35 |
| 2CMA168109R1000 | 363BU6W | 52 | 2CMA168238R1000 | 432RPM7W | 35 |
| 2CMA168110R1000 | 363BU7W | 52 | 2CMA168239R1000 | 432RPM9W | 35 |
| 2CMA168111R1000 | 363BU9W | 52 | 2CMA168240R1000 | 432RPM11W | 35 |
| 2CMA168112R1000 | 363BU11W | 52 | 2CMA168261R1000 | 216RPR6 | 36 |
| 2CMA168113R1000 | 363BU1W | 52 | 2CMA168269R1000 | 316RPR6 | 36 |
| 2CMA168114R1000 | 463BU4W | 52 | 2CMA168271R1000 | 316RPR9 | 36 |
| 2CMA168115R1000 | 463BU6W | 52 | 2CMA168278R1000 | 416RPR6 | 36 |
| 2CMA168116R1000 | 463BU7W | 52 | 2CMA168283R1000 | 232RPR6 | 36 |
| 2CMA168117R1000 | 463BU9W | 52 | 2CMA168291R1000 | 332RPR6 | 36 |
| 2CMA168118R1000 | 463BU11W | 52 | 2CMA168293R1000 | 332RPR9 | 36 |
| 2CMA168119R1000 | 463BU1W | 52 | 2CMA168300R1000 | 432RPR6 | 36 |
| 2CMA168120R1000 | 216T4 | 63 | 2CMA168323R1000 | 216RPR4W | 37 |
| 2CMA168121R1000 | 216T6 | 63 | 2CMA168324R1000 | 216RPR6W | 37 |
| 2CMA168122R1000 | 316T6 | 63 | 2CMA168326R1000 | 216RPR12W | 37 |
| 2CMA168123R1000 | 316T9 | 63 | 2CMA168330R1000 | 316RPR4W | 37 |
| 2CMA168124R1000 | 416T6 | 63 | 2CMA168332R1000 | 316RPR6W | 37 |

Index

Order Code - Type

| Order Code | Type | Page | Order Code | Type | Page |
|-----------------|-----------|------|-----------------|-------------|------|
| 2CMA168334R1000 | 316RPR9W | 37 | 2CMA168526R1000 | 2125RL4W | 34 |
| 2CMA168340R1000 | 416RPR4W | 37 | 2CMA168527R1000 | 2125RL6W | 34 |
| 2CMA168341R1000 | 416RPR6W | 37 | 2CMA168528R1000 | 2125RL1W | 34 |
| 2CMA168343R1000 | 416RPR9W | 37 | 2CMA168529R1000 | 3125RL4W | 34 |
| 2CMA168346R1000 | 232RPR4W | 37 | 2CMA168530R1000 | 3125RL6W | 34 |
| 2CMA168347R1000 | 232RPR6W | 37 | 2CMA168531R1000 | 3125RL7W | 34 |
| 2CMA168349R1000 | 232RPR12W | 37 | 2CMA168532R1000 | 3125RL9W | 34 |
| 2CMA168353R1000 | 332RPR4W | 37 | 2CMA168533R1000 | 3125RL11W | 34 |
| 2CMA168355R1000 | 332RPR6W | 37 | 2CMA168534R1000 | 3125RL1W | 34 |
| 2CMA168357R1000 | 332RPR9W | 37 | 2CMA168535R1000 | 4125RL4W | 34 |
| 2CMA168363R1000 | 432RPR4W | 37 | 2CMA168536R1000 | 4125RL6W | 34 |
| 2CMA168364R1000 | 432RPR6W | 37 | 2CMA168537R1000 | 4125RL7W | 34 |
| 2CMA168366R1000 | 432RPR9W | 37 | 2CMA168538R1000 | 4125RL9W | 34 |
| 2CMA168456R1000 | 216RL3W | 33 | 2CMA168539R1000 | 4125RL11W | 34 |
| 2CMA168457R1000 | 216RL4W | 33 | 2CMA168540R1000 | 4125RL1W | 34 |
| 2CMA168458R1000 | 216RL6W | 33 | 2CMA168541R1000 | 416FP6 | 64 |
| 2CMA168459R1000 | 216RL9W | 33 | 2CMA168542R1000 | 432FP6 | 64 |
| 2CMA168460R1000 | 216RL12W | 33 | 2CMA168980R1000 | MPR16MS | 55 |
| 2CMA168461R1000 | 216RL1W | 33 | 2CMA168981R1000 | MP16/1MS | 55 |
| 2CMA168462R1000 | 316RL2W | 33 | 2CMA168982R1000 | MPR16/3MS | 55 |
| 2CMA168463R1000 | 316RL3W | 33 | 2CMA168983R1000 | MP32/2MS | 57 |
| 2CMA168464R1000 | 316RL4W | 33 | 2CMA168984R1000 | MPR32/1MS | 57 |
| 2CMA168465R1000 | 316RL5W | 33 | 2CMA168985R1000 | MPR63/1MS | 58 |
| 2CMA168466R1000 | 316RL6W | 33 | 2CMA168986R1000 | MP32/SW2 | 59 |
| 2CMA168467R1000 | 316RL7W | 33 | 2CMA168987R1000 | MP32/SW1 | 59 |
| 2CMA168468R1000 | 316RL9W | 33 | 2CMA168988R1000 | MPR63/1 | 58 |
| 2CMA168469R1000 | 316RL10W | 33 | 2CMA168989R1000 | MPR63 | 58 |
| 2CMA168470R1000 | 316RL11W | 33 | 2CMA168990R1000 | MP63 | 58 |
| 2CMA168471R1000 | 316RL1W | 33 | 2CMA168991R1000 | MPR32 | 57 |
| 2CMA168472R1000 | 416RL2W | 33 | 2CMA168992R1000 | MP32/2 | 57 |
| 2CMA168473R1000 | 416RL3W | 33 | 2CMA168993R1000 | MP32/1 | 57 |
| 2CMA168474R1000 | 416RL4W | 33 | 2CMA168994R1000 | MP32 | 57 |
| 2CMA168475R1000 | 416RL6W | 33 | 2CMA168995R1000 | MPR16/3 | 55 |
| 2CMA168476R1000 | 416RL7W | 33 | 2CMA168996R1000 | MP16/3 | 55 |
| 2CMA168477R1000 | 416RL9W | 33 | 2CMA168997R1000 | MPR16 | 55 |
| 2CMA168478R1000 | 416RL11W | 33 | 2CMA168998R1000 | MP16/1 | 55 |
| 2CMA168479R1000 | 416RL1W | 33 | 2CMA168999R1000 | MP16 | 55 |
| 2CMA168480R1000 | 232RL4W | 33 | 2CMA169211R1000 | 3125C6W LP | 15 |
| 2CMA168481R1000 | 232RL6W | 33 | 2CMA169212R1000 | 4125C6W LP | 15 |
| 2CMA168482R1000 | 232RL9W | 33 | 2CMA169213R1000 | 4125RU6W LP | 46 |
| 2CMA168483R1000 | 232RL12W | 33 | 2CMA170003R1000 | 216RAM4 | 47 |
| 2CMA168484R1000 | 232RL1W | 33 | 2CMA170004R1000 | 216RAM6 | 47 |
| 2CMA168485R1000 | 332RL2W | 33 | 2CMA170010R1000 | 316RAM4 | 47 |
| 2CMA168486R1000 | 332RL3W | 33 | 2CMA170011R1000 | 316RAM5 | 47 |
| 2CMA168487R1000 | 332RL4W | 33 | 2CMA170012R1000 | 316RAM6 | 47 |
| 2CMA168488R1000 | 332RL5W | 33 | 2CMA170013R1000 | 316RAM7 | 47 |
| 2CMA168489R1000 | 332RL6W | 33 | 2CMA170014R1000 | 316RAM9 | 47 |
| 2CMA168490R1000 | 332RL7W | 33 | 2CMA170016R1000 | 316RAM11 | 47 |
| 2CMA168491R1000 | 332RL9W | 33 | 2CMA170021R1000 | 416RAM6 | 47 |
| 2CMA168492R1000 | 332RL10W | 33 | 2CMA170026R1000 | 232RAM4 | 47 |
| 2CMA168493R1000 | 332RL11W | 33 | 2CMA170027R1000 | 232RAM6 | 47 |
| 2CMA168494R1000 | 332RL1W | 33 | 2CMA170034R1000 | 332RAM5 | 47 |
| 2CMA168495R1000 | 432RL2W | 33 | 2CMA170035R1000 | 332RAM6 | 47 |
| 2CMA168496R1000 | 432RL3W | 33 | 2CMA170036R1000 | 332RAM7 | 47 |
| 2CMA168497R1000 | 432RL4W | 33 | 2CMA170037R1000 | 332RAM9 | 47 |
| 2CMA168498R1000 | 432RL6W | 33 | 2CMA170044R1000 | 432RAM6 | 47 |
| 2CMA168499R1000 | 432RL7W | 33 | 2CMA170185R1000 | 416P6TRIO | 63 |
| 2CMA168500R1000 | 432RL9W | 33 | 2CMA170186R1000 | 216P6TRIO | 63 |
| 2CMA168501R1000 | 432RL11W | 33 | 2CMA170187R1000 | CWT-1 | 67 |
| 2CMA168502R1000 | 432RL1W | 33 | 2CMA170191R1000 | 416P6/216R6 | 69 |

Index

Order Code - Type

| Order Code | Type | Page | Order Code | Type | Page |
|-----------------|------------------|------|-----------------|-----------------------|------|
| 2CMA170192R1000 | 416P6/416R6 | 63 | 2CMA179319R1000 | CUIST 232 | 72 |
| 2CMA170193R1000 | 416T6MIX | 63 | 2CMA179320R1000 | CUIST 232-10 | 72 |
| 2CMA170195R1000 | 416Schuko | 63 | 2CMA179321R1000 | CUIST 332 | 72 |
| 2CMA170196R1000 | 216Schuko | 63 | 2CMA179322R1000 | CUIST 332-4 | 72 |
| 2CMA170265R1000 | 416P6/DUO+C | 63 | 2CMA179323R1000 | CIGT 216 | 73 |
| 2CMA170266R1000 | BPC16 | 66 | 2CMA179324R1000 | CIGT 216-12 | 73 |
| 2CMA170267R1000 | BPC16US | 66 | 2CMA179325R1000 | CIGT 216-10 | 73 |
| 2CMA170268R1000 | BPC32 | 66 | 2CMA179326R1000 | CIGT 316 | 73 |
| 2CMA178301R1000 | CUE 416-6+R/UJP | 68 | 2CMA179327R1000 | CIGT 316-12 | 73 |
| 2CMA178311R1000 | 2210 | 68 | 2CMA179328R1000 | CST 332-12 | 71 |
| 2CMA178319R1000 | 2210L | 68 | 2CMA179329R1000 | CST 332-4 | 71 |
| 2CMA178320R1000 | Tightening plug | 67 | 2CMA179331R1000 | CUIT 232-12 | 72 |
| 2CMA178336R1000 | Cable attachment | 67 | 2CMA179332R1000 | CUIT 232-10 | 72 |
| 2CMA178338R1000 | UJ 110/2 | 68 | 2CMA179333R1000 | CUIST 232-12 | 72 |
| 2CMA178339R1000 | UJ 210/2 | 68 | 2CMA179334R1000 | CUIST 332-12 | 72 |
| 2CMA178341R1000 | UJ 410 | 68 | 2CMA179335R1000 | CIGT 316-4 | 73 |
| 2CMA178342R1000 | UJP | 68 | 2CMA179348R1000 | M 16/1 | 60 |
| 2CMA178695R1000 | CUED 216-6+RD216 | 39 | 2CMA179349R1000 | M16/2 JFB | 60 |
| 2CMA178696R1000 | CUED 416-6+RD | 39 | 2CMA179350R1000 | M32/1 | 60 |
| 2CMA178698R1000 | CUED 216-6 | 39 | 2CMA179351R1000 | M32/2 JFB | 60 |
| 2CMA178699R1000 | CUED 416-6 | 39 | 2CMA179352R1000 | M63/1 | 60 |
| 2CMA179237R1000 | CLF 16-125 | 67 | 2CMA179353R1000 | M63/2 JFB | 60 |
| 2CMA179277R1000 | CPT 216 | 71 | 2CMA181710R1000 | SOCKET COMPL. 332MHS6 | 69 |
| 2CMA179278R1000 | CPT 216-12 | 71 | 2CMA181711R1000 | SOCKET COMPL. 216MHS6 | 69 |
| 2CMA179279R1000 | CPT 216-10 | 71 | 2CMA181712R1000 | SOCKET COMPL. 316MHS6 | 69 |
| 2CMA179280R1000 | CPT 316 | 71 | 2CMA181713R1000 | SOCKET COMPL. 316MHS7 | 69 |
| 2CMA179281R1000 | CPT 316-12 | 71 | 2CMA181714R1000 | SOCKET COMPL. 316MHS9 | 69 |
| 2CMA179282R1000 | CPT 316-4 | 71 | 2CMA181715R1000 | SOCKET COMPL. 416MHS6 | 69 |
| 2CMA179283R1000 | CPT 232 | 71 | 2CMA181716R1000 | SOCKET COMPL. 332MHS7 | 69 |
| 2CMA179284R1000 | CPT 232-10 | 71 | 2CMA181717R1000 | SOCKET COMPL. 332MHS9 | 69 |
| 2CMA179285R1000 | CPT 332 | 71 | 2CMA181718R1000 | SOCKET COMPL. 432MHS6 | 69 |
| 2CMA179286R1000 | CPT 332-12 | 71 | 2CMA181719R1000 | SOCKET COMPL. 316MM6 | 69 |
| 2CMA179287R1000 | CPT 332-4 | 71 | 2CMA181720R1000 | SOCKET COMPL. 332MM6 | 69 |
| 2CMA179288R1000 | CST 216 | 71 | 2CMA181725R1000 | SOCKET COMPL. 432MM6 | 69 |
| 2CMA179289R1000 | CST 216-12 | 71 | 2CMA181726R1000 | LID COMPL. 216MHS6 | 69 |
| 2CMA179290R1000 | CST 216-10 | 71 | 2CMA181727R1000 | SOCKET COMPL. 416MM6 | 69 |
| 2CMA179291R1000 | CST 316 | 71 | 2CMA181728R1000 | LID COMPL. 316MHS7 | 69 |
| 2CMA179292R1000 | CST 316-12 | 71 | 2CMA181729R1000 | LID COMPL. 432MHS6 | 69 |
| 2CMA179293R1000 | CST 316-4 | 71 | 2CMA181730R1000 | LID COMPL. 416MHS6 | 69 |
| 2CMA179295R1000 | CST 232-10 | 71 | 2CMA181731R1000 | LID COMPL. 432MM6 | 69 |
| 2CMA179296R1000 | CPT 232-12 | 71 | 2CMA181732R1000 | LID COMPL. 332MM6 | 69 |
| 2CMA179297R1000 | CST 232 | 71 | 2CMA181733R1000 | LID COMPL. 416MM6 | 69 |
| 2CMA179298R1000 | CUGT 216 | 73 | 2CMA181734R1000 | LID COMPL. 316MM6 | 69 |
| 2CMA179299R1000 | CUGT 216-12 | 73 | 2CMA181735R1000 | LID COMPL. 316MHS9 | 69 |
| 2CMA179300R1000 | CUGT 216-10 | 73 | 2CMA181736R1000 | LID COMPL. 332MHS7 | 69 |
| 2CMA179301R1000 | CUGT 316 | 73 | 2CMA181737R1000 | LID COMPL. 332MHS9 | 69 |
| 2CMA179302R1000 | CUGT 316-12 | 73 | 2CMA181738R1000 | LID COMPL. 316MHS6 | 69 |
| 2CMA179303R1000 | CUGT 316-4 | 73 | 2CMA181739R1000 | LID COMPL. 332MHS6 | 69 |
| 2CMA179306R1000 | CST 232-12 | 71 | 2CMA181740R1000 | LID COMPL. 363MM6 | 69 |
| 2CMA179307R1000 | CST 332 | 71 | 2CMA181741R1000 | LID COMPL. 463MM6 | 69 |
| 2CMA179309R1000 | CUIT 216 | 78 | 2CMA181742R1000 | SOCKET COMPL. 363MM6 | 69 |
| 2CMA179310R1000 | CUIT 216-12 | 78 | 2CMA181743R1000 | SOCKET COMPL. 463MM6 | 69 |
| 2CMA179311R1000 | CUIT 216-10 | 78 | 2CMA181744R1000 | SOCKET COMPL. 363MHS6 | 69 |
| 2CMA179312R1000 | CUIT 232 | 78 | 2CMA181745R1000 | SOCKET COMPL. 463MHS6 | 69 |
| 2CMA179313R1000 | CUIST 216 | 78 | 2CMA181746R1000 | LID COMPL. 363MHS6 | 69 |
| 2CMA179314R1000 | CUIST 216-12 | 78 | 2CMA181747R1000 | LID COMPL. 463MHS6 | 69 |
| 2CMA179315R1000 | CUIST 216-10 | 78 | 2CMA192729R1000 | 2125RU6W LP | 46 |
| 2CMA179316R1000 | CUIST 316 | 78 | 2CMA192730R1000 | 3125RU6W LP | 46 |
| 2CMA179317R1000 | CUIST 316-12 | 78 | 2CMA193097R1000 | 216RS4 | 30 |
| 2CMA179318R1000 | CUIST 316-4 | 78 | 2CMA193098R1000 | 216RS6 | 30 |

Index

Order Code - Type

| Order Code | Type | Page | Order Code | Type | Page |
|-----------------|----------|------|-----------------|---------|------|
| 2CMA193104R1000 | 316RS4 | 30 | 2CMA193299R1000 | 316BS7 | 40 |
| 2CMA193105R1000 | 316RS5 | 30 | 2CMA193300R1000 | 316BS9 | 40 |
| 2CMA193106R1000 | 316RS6 | 30 | 2CMA193302R1000 | 316BS11 | 40 |
| 2CMA193107R1000 | 316RS7 | 30 | 2CMA193307R1000 | 416BS6 | 40 |
| 2CMA193108R1000 | 316RS9 | 30 | 2CMA193313R1000 | 232BS4 | 40 |
| 2CMA193110R1000 | 316RS11 | 30 | 2CMA193314R1000 | 232BS6 | 40 |
| 2CMA193115R1000 | 416RS6 | 30 | 2CMA193321R1000 | 332BS5 | 40 |
| 2CMA193121R1000 | 232RS4 | 30 | 2CMA193322R1000 | 332BS6 | 40 |
| 2CMA193122R1000 | 232RS6 | 30 | 2CMA193323R1000 | 332BS7 | 40 |
| 2CMA193129R1000 | 332RS5 | 30 | 2CMA193324R1000 | 332BS9 | 40 |
| 2CMA193130R1000 | 332RS6 | 30 | 2CMA193331R1000 | 432BS6 | 40 |
| 2CMA193131R1000 | 332RS7 | 30 | 2CMA193338R1000 | 216B6 | 51 |
| 2CMA193132R1000 | 332RS9 | 30 | 2CMA193345R1000 | 316B5 | 51 |
| 2CMA193139R1000 | 432RS6 | 30 | 2CMA193346R1000 | 316B6 | 51 |
| 2CMA193145R1000 | 216R4 | 44 | 2CMA193348R1000 | 316B9 | 51 |
| 2CMA193146R1000 | 216R6 | 44 | 2CMA193355R1000 | 416B6 | 51 |
| 2CMA193152R1000 | 316R4 | 44 | 2CMA193434R1000 | 232BU6 | 51 |
| 2CMA193153R1000 | 316R5 | 44 | 2CMA193441R1000 | 332BU5 | 51 |
| 2CMA193154R1000 | 316R6 | 44 | 2CMA193442R1000 | 332BU6 | 51 |
| 2CMA193155R1000 | 316R7 | 44 | 2CMA193444R1000 | 332BU9 | 51 |
| 2CMA193156R1000 | 316R9 | 44 | 2CMA193451R1000 | 432BU6 | 51 |
| 2CMA193158R1000 | 316R11 | 44 | 2CMA193468R1000 | 416BU6 | 51 |
| 2CMA193163R1000 | 416R6 | 44 | 2CMA193500R1000 | 216-P4 | 10 |
| 2CMA193169R1000 | 216RU4 | 45 | 2CMA193501R1000 | 216-P6 | 10 |
| 2CMA193170R1000 | 216RU6 | 45 | 2CMA193502R1000 | 216-P9 | 10 |
| 2CMA193176R1000 | 316RU4 | 45 | 2CMA193503R1000 | 216-P12 | 10 |
| 2CMA193177R1000 | 316RU5 | 45 | 2CMA193504R1000 | 316-P4 | 10 |
| 2CMA193178R1000 | 316RU6 | 45 | 2CMA193505R1000 | 316-P5 | 10 |
| 2CMA193179R1000 | 316RU7 | 45 | 2CMA193506R1000 | 316-P6 | 10 |
| 2CMA193180R1000 | 316RU9 | 45 | 2CMA193507R1000 | 316-P7 | 10 |
| 2CMA193182R1000 | 316RU11 | 45 | 2CMA193508R1000 | 316-P9 | 10 |
| 2CMA193187R1000 | 416RU6 | 45 | 2CMA193509R1000 | 316-P11 | 10 |
| 2CMA193217R1000 | 216RAU4 | 48 | 2CMA193510R1000 | 416-P1 | 10 |
| 2CMA193218R1000 | 216RAU6 | 48 | 2CMA193511R1000 | 416-P6 | 10 |
| 2CMA193224R1000 | 316RAU4 | 48 | 2CMA193512R1000 | 232-P4 | 10 |
| 2CMA193225R1000 | 316RAU5 | 48 | 2CMA193513R1000 | 232-P6 | 10 |
| 2CMA193226R1000 | 316RAU6 | 48 | 2CMA193514R1000 | 332-P5 | 10 |
| 2CMA193227R1000 | 316RAU7 | 48 | 2CMA193515R1000 | 332-P6 | 10 |
| 2CMA193228R1000 | 316RAU9 | 48 | 2CMA193516R1000 | 332-P7 | 10 |
| 2CMA193230R1000 | 316RAU11 | 48 | 2CMA193517R1000 | 332-9P | 10 |
| 2CMA193235R1000 | 416RAU6 | 48 | 2CMA193518R1000 | 332-P11 | 10 |
| 2CMA193241R1000 | 232RU4 | 45 | 2CMA193519R1000 | 432-P6 | 10 |
| 2CMA193242R1000 | 232RU6 | 45 | 2CMA193520R1000 | 216-C4 | 13 |
| 2CMA193249R1000 | 332RU5 | 45 | 2CMA193521R1000 | 216-C6 | 13 |
| 2CMA193250R1000 | 332RU6 | 45 | 2CMA193522R1000 | 316-C4 | 13 |
| 2CMA193251R1000 | 332RU7 | 45 | 2CMA193523R1000 | 316-C6 | 13 |
| 2CMA193252R1000 | 332RU9 | 45 | 2CMA193524R1000 | 316-C7 | 13 |
| 2CMA193259R1000 | 432RU6 | 45 | 2CMA193525R1000 | 316-C9 | 13 |
| 2CMA193265R1000 | 232RAU4 | 48 | 2CMA193526R1000 | 416-C6 | 13 |
| 2CMA193266R1000 | 232RAU6 | 48 | 2CMA193527R1000 | 232-C4 | 13 |
| 2CMA193273R1000 | 332RAU5 | 48 | 2CMA193528R1000 | 232-C6 | 13 |
| 2CMA193274R1000 | 332RAU6 | 48 | 2CMA193529R1000 | 332-C6 | 13 |
| 2CMA193275R1000 | 332RAU7 | 48 | 2CMA193530R1000 | 332-C9 | 13 |
| 2CMA193276R1000 | 332RAU9 | 48 | 2CMA193531R1000 | 432-C6 | 13 |
| 2CMA193283R1000 | 432RAU6 | 48 | 2CMA193533R1000 | 332-C5 | 13 |
| 2CMA193289R1000 | 216BS4 | 40 | 2CMA193534R1000 | 332-C7 | 13 |
| 2CMA193290R1000 | 216BS6 | 40 | 2CMA193535R1000 | 216-P1 | 10 |
| 2CMA193296R1000 | 316BS4 | 40 | | | |
| 2CMA193297R1000 | 316BS5 | 40 | | | |
| 2CMA193298R1000 | 316BS6 | 40 | | | |

Index

Type - Order Code

| Type | Order Code | Page | Type | Order Code | Page |
|------------|-----------------|------|-----------|-----------------|------|
| 216B6 | 2CMA193338R1000 | 51 | 216P6W | 2CMA166460R1000 | 11 |
| 216BAU12W | 2CMA166682R1000 | 53 | 216-P9 | 2CMA193502R1000 | 10 |
| 216BAU1W | 2CMA166684R1000 | 53 | 216P9W | 2CMA166462R1000 | 11 |
| 216BAU3W | 2CMA166674R1000 | 53 | 216R4 | 2CMA193145R1000 | 44 |
| 216BAU4W | 2CMA166676R1000 | 53 | 216R6 | 2CMA193146R1000 | 44 |
| 216BAU6W | 2CMA166678R1000 | 53 | 216RAM4 | 2CMA170003R1000 | 47 |
| 216BAU9W | 2CMA166680R1000 | 53 | 216RAM6 | 2CMA170004R1000 | 47 |
| 216BS12W | 2CMA167048R1000 | 41 | 216RAU12W | 2CMA167000R1000 | 49 |
| 216BS1W | 2CMA167050R1000 | 41 | 216RAU1W | 2CMA167002R1000 | 49 |
| 216BS3W | 2CMA167040R1000 | 41 | 216RAU3W | 2CMA166992R1000 | 49 |
| 216BS4 | 2CMA193289R1000 | 40 | 216RAU4 | 2CMA193217R1000 | 48 |
| 216BS4W | 2CMA167042R1000 | 41 | 216RAU4W | 2CMA166994R1000 | 49 |
| 216BS6 | 2CMA193290R1000 | 40 | 216RAU6 | 2CMA193218R1000 | 48 |
| 216BS6W | 2CMA167044R1000 | 41 | 216RAU6W | 2CMA166996R1000 | 49 |
| 216BS9W | 2CMA167046R1000 | 41 | 216RAU9W | 2CMA166998R1000 | 49 |
| 216C12W | 2CMA166542R1000 | 14 | 216RL12W | 2CMA168460R1000 | 33 |
| 216C1W | 2CMA166544R1000 | 14 | 216RL1W | 2CMA168461R1000 | 33 |
| 216C3W | 2CMA166534R1000 | 14 | 216RL3W | 2CMA168456R1000 | 33 |
| 216-C4 | 2CMA193520R1000 | 13 | 216RL4W | 2CMA168457R1000 | 33 |
| 216C4W | 2CMA166536R1000 | 14 | 216RL6W | 2CMA168458R1000 | 33 |
| 216-C6 | 2CMA193521R1000 | 13 | 216RL9W | 2CMA168459R1000 | 33 |
| 216C6W | 2CMA166538R1000 | 14 | 216RP6WP | 2CMA164572R1000 | 38 |
| 216C9W | 2CMA166540R1000 | 14 | 216RPM12W | 2CMA168199R1000 | 35 |
| 216MHS12W | 2CMA167803R1000 | 22 | 216RPM4W | 2CMA166998R1000 | 35 |
| 216MHS1W | 2CMA167804R1000 | 22 | 216RPM6W | 2CMA168197R1000 | 35 |
| 216MHS4W | 2CMA167800R1000 | 25 | 216RPM9W | 2CMA168198R1000 | 35 |
| 216MHS6 | 2CMA167623R1000 | 21 | 216RPR12W | 2CMA168326R1000 | 37 |
| 216MHS6W | 2CMA167801R1000 | 22 | 216RPR4W | 2CMA168323R1000 | 37 |
| 216MHS9W | 2CMA167802R1000 | 22 | 216RPR6 | 2CMA168261R1000 | 36 |
| 216MP6WP | 2CMA162878R1000 | 29 | 216RPR6W | 2CMA168324R1000 | 37 |
| 216MP6WP | 2CMA162878R1000 | 29 | 216RS12W | 2CMA167151R1000 | 31 |
| 216MPM12W | 2CMA167951R1000 | 26 | 216RS1W | 2CMA167152R1000 | 31 |
| 216MPM4W | 2CMA167948R1000 | 26 | 216RS3W | 2CMA167147R1000 | 31 |
| 216MPM6W | 2CMA167949R1000 | 26 | 216RS4 | 2CMA193097R1000 | 30 |
| 216MPM9W | 2CMA167950R1000 | 26 | 216RS4W | 2CMA167148R1000 | 31 |
| 216MPR12W | 2CMA168060R1000 | 28 | 216RS6 | 2CMA193098R1000 | 30 |
| 216MPR4W | 2CMA168057R1000 | 28 | 216RS6W | 2CMA167149R1000 | 31 |
| 216MPR6 | 2CMA167756R1000 | 27 | 216RS9W | 2CMA167150R1000 | 31 |
| 216MPR6W | 2CMA168058R1000 | 28 | 216RU4 | 2CMA193169R1000 | 45 |
| 216MVS12W | 2CMA167826R1000 | 25 | 216RU6 | 2CMA193170R1000 | 45 |
| 216MVS12WH | 2CMA163259R1000 | 16 | 216Schuko | 2CMA170196R1000 | 63 |
| 216MVS1W | 2CMA167827R1000 | 25 | 216T4 | 2CMA168120R1000 | 63 |
| 216MVS1WH | 2CMA163255R1000 | 16 | 216T6 | 2CMA168121R1000 | 63 |
| 216MVS4 | 2CMA167645R1000 | 24 | 2210 | 2CMA178311R1000 | 68 |
| 216MVS4W | 2CMA167823R1000 | 25 | 2210L | 2CMA178319R1000 | 68 |
| 216MVS4WH | 2CMA163256R1000 | 16 | 232BAU12W | 2CMA166634R1000 | 53 |
| 216MVS6 | 2CMA167646R1000 | 24 | 232BAU1W | 2CMA166636R1000 | 53 |
| 216MVS6W | 2CMA167824R1000 | 25 | 232BAU4W | 2CMA166628R1000 | 53 |
| 216MVS6WH | 2CMA163257R1000 | 16 | 232BAU6W | 2CMA166630R1000 | 53 |
| 216MVS9W | 2CMA167825R1000 | 25 | 232BAU9W | 2CMA166632R1000 | 53 |
| 216MVS9WH | 2CMA163258R1000 | 16 | 232BS12W | 2CMA167094R1000 | 42 |
| 216-P1 | 2CMA193535R1000 | 10 | 232BS1W | 2CMA167096R1000 | 42 |
| 216-P12 | 2CMA193503R1000 | 10 | 232BS4 | 2CMA193313R1000 | 40 |
| 216P12W | 2CMA166464R1000 | 11 | 232BS4W | 2CMA167088R1000 | 42 |
| 216P1W | 2CMA166466R1000 | 11 | 232BS6 | 2CMA193314R1000 | 40 |
| 216P3W | 2CMA166456R1000 | 11 | 232BS6W | 2CMA167090R1000 | 42 |
| 216-P4 | 2CMA193500R1000 | 10 | 232BS9W | 2CMA167092R1000 | 42 |
| 216P4W | 2CMA166458R1000 | 11 | 232BU6 | 2CMA193434R1000 | 51 |
| 216-P6 | 2CMA193501R1000 | 10 | 232C12W | 2CMA166588R1000 | 14 |
| 216P6TRIO | 2CMA170186R1000 | 63 | 232C1W | 2CMA166590R1000 | 14 |

Index

Type - Order Code

| Type | Order Code | Page | Type | Order Code | Page |
|-----------|-----------------|------|-----------|-----------------|------|
| 232-C4 | 2CMA193527R1000 | 13 | 232RPR6W | 2CMA168347R1000 | 37 |
| 232C4W | 2CMA166582R1000 | 14 | 232RS12W | 2CMA167174R1000 | 31 |
| 232-C6 | 2CMA193528R1000 | 13 | 232RS1W | 2CMA167175R1000 | 31 |
| 232C6W | 2CMA166584R1000 | 14 | 232RS4 | 2CMA193121R1000 | 30 |
| 232C9W | 2CMA166586R1000 | 14 | 232RS4W | 2CMA167171R1000 | 31 |
| 232MHS12W | 2CMA167850R1000 | 22 | 232RS6 | 2CMA193122R1000 | 30 |
| 232MHS1W | 2CMA167851R1000 | 22 | 232RS6W | 2CMA167172R1000 | 31 |
| 232MHS4 | 2CMA167668R1000 | 21 | 232RS9W | 2CMA167173R1000 | 31 |
| 232MHS4W | 2CMA167847R1000 | 22 | 232RU4 | 2CMA193241R1000 | 45 |
| 232MHS6 | 2CMA167669R1000 | 21 | 232RU6 | 2CMA193242R1000 | 45 |
| 232MHS6W | 2CMA167848R1000 | 22 | 263BS1W | 2CMA167344R1000 | 43 |
| 232MHS9W | 2CMA167849R1000 | 22 | 263BS4 | 2CMA167542R1000 | 40 |
| 232MP6WP | 2CMA163172R1000 | 29 | 263BS4W | 2CMA167338R1000 | 43 |
| 232MP6WP | 2CMA163172R1000 | 29 | 263BS6 | 2CMA167544R1000 | 40 |
| 232MPM12W | 2CMA168010R1000 | 26 | 263BS6W | 2CMA167340R1000 | 43 |
| 232MPM4W | 2CMA168007R1000 | 26 | 263BS9W | 2CMA167342R1000 | 43 |
| 232MPM6W | 2CMA168008R1000 | 26 | 263BU1W | 2CMA168106R1000 | 52 |
| 232MPM9W | 2CMA168009R1000 | 26 | 263BU4W | 2CMA168103R1000 | 52 |
| 232MPR12W | 2CMA168083R1000 | 28 | 263BU6 | 2CMA167212R1000 | 51 |
| 232MPR4W | 2CMA168080R1000 | 28 | 263BU6W | 2CMA168104R1000 | 52 |
| 232MPR6 | 2CMA167778R1000 | 27 | 263BU9W | 2CMA168105R1000 | 52 |
| 232MPR6W | 2CMA168081R1000 | 28 | 263C1W | 2CMA166878R1000 | 15 |
| 232MVS12W | 2CMA167873R1000 | 25 | 263C4 | 2CMA166838R1000 | 13 |
| 232MVS1W | 2CMA167874R1000 | 25 | 263C4W | 2CMA166872R1000 | 15 |
| 232MVS1WH | 2CMA163275R1000 | 16 | 263C6 | 2CMA166840R1000 | 13 |
| 232MVS4 | 2CMA167691R1000 | 24 | 263C6W | 2CMA166874R1000 | 15 |
| 232MVS4W | 2CMA167870R1000 | 25 | 263C9W | 2CMA166876R1000 | 15 |
| 232MVS6 | 2CMA167692R1000 | 24 | 263MHS1W | 2CMA167896R1000 | 23 |
| 232MVS6W | 2CMA167871R1000 | 25 | 263MHS4 | 2CMA167714R1000 | 21 |
| 232MVS6WH | 2CMA163276R1000 | 16 | 263MHS4W | 2CMA167893R1000 | 23 |
| 232MVS9W | 2CMA167872R1000 | 25 | 263MHS6 | 2CMA167715R1000 | 21 |
| 232P12W | 2CMA166726R1000 | 11 | 263MHS6W | 2CMA167894R1000 | 23 |
| 232P1W | 2CMA166728R1000 | 11 | 263MHS9W | 2CMA167895R1000 | 23 |
| 232-P4 | 2CMA193512R1000 | 10 | 263MM1 | 2CMA168033R1000 | 20 |
| 232P4W | 2CMA166504R1000 | 11 | 263MM4 | 2CMA168030R1000 | 20 |
| 232-P6 | 2CMA193513R1000 | 10 | 263MM6 | 2CMA168031R1000 | 20 |
| 232P6W | 2CMA166722R1000 | 11 | 263MM9 | 2CMA168032R1000 | 20 |
| 232P9W | 2CMA166724R1000 | 11 | 263MVS1WH | 2CMA162831R1000 | 17 |
| 232RAM4 | 2CMA170026R1000 | 47 | 263MVS4 | 2CMA162327R1000 | 18 |
| 232RAM6 | 2CMA170027R1000 | 47 | 263MVS4WH | 2CMA162827R1000 | 17 |
| 232RAU12W | 2CMA166952R1000 | 49 | 263MVS6 | 2CMA162328R1000 | 18 |
| 232RAU1W | 2CMA166954R1000 | 49 | 263MVS6WH | 2CMA162828R1000 | 17 |
| 232RAU4 | 2CMA193265R1000 | 48 | 263MVS9WH | 2CMA162829R1000 | 17 |
| 232RAU4W | 2CMA166946R1000 | 49 | 263P1W | 2CMA166780R1000 | 12 |
| 232RAU6 | 2CMA193266R1000 | 48 | 263P4 | 2CMA166740R1000 | 10 |
| 232RAU6W | 2CMA166948R1000 | 49 | 263P4W | 2CMA166774R1000 | 12 |
| 232RAU9W | 2CMA166950R1000 | 49 | 263P6 | 2CMA166742R1000 | 10 |
| 232RL12W | 2CMA168483R1000 | 33 | 263P6W | 2CMA166776R1000 | 12 |
| 232RL1W | 2CMA168484R1000 | 33 | 263P9W | 2CMA166778R1000 | 12 |
| 232RL4W | 2CMA168480R1000 | 33 | 263RAU1W | 2CMA167446R1000 | 50 |
| 232RL6W | 2CMA168481R1000 | 33 | 263RAU4 | 2CMA167406R1000 | 48 |
| 232RL9W | 2CMA168482R1000 | 33 | 263RAU4W | 2CMA167440R1000 | 50 |
| 232RP6WP | 2CMA164602R1000 | 38 | 263RAU6 | 2CMA167408R1000 | 48 |
| 232RPM12W | 2CMA168222R1000 | 35 | 263RAU6W | 2CMA167442R1000 | 50 |
| 232RPM4W | 2CMA168219R1000 | 35 | 263RAU9W | 2CMA167444R1000 | 50 |
| 232RPM6W | 2CMA168220R1000 | 35 | 263RS1W | 2CMA167310R1000 | 32 |
| 232RPM9W | 2CMA168221R1000 | 35 | 263RS4 | 2CMA167474R1000 | 30 |
| 232RPR12W | 2CMA168349R1000 | 37 | 263RS4W | 2CMA167304R1000 | 32 |
| 232RPR4W | 2CMA168346R1000 | 37 | 263RS6 | 2CMA167476R1000 | 30 |
| 232RPR6 | 2CMA168283R1000 | 36 | 263RS6W | 2CMA167306R1000 | 32 |

Index

Type - Order Code

| Type | Order Code | Page | Type | Order Code | Page |
|-------------|-----------------|------|------------|-----------------|------|
| 263RS9W | 2CMA167308R1000 | 32 | 316BS9 | 2CMA193300R1000 | 40 |
| 263RU1W | 2CMA167378R1000 | 46 | 316BS9W | 2CMA167064R1000 | 41 |
| 263RU4 | 2CMA167508R1000 | 45 | 316C10W | 2CMA166560R1000 | 14 |
| 263RU4W | 2CMA167372R1000 | 46 | 316C11W | 2CMA166562R1000 | 14 |
| 263RU6 | 2CMA167510R1000 | 45 | 316C1W | 2CMA166564R1000 | 14 |
| 263RU6W | 2CMA167374R1000 | 46 | 316C2W | 2CMA166546R1000 | 14 |
| 263RU9W | 2CMA167376R1000 | 46 | 316C3W | 2CMA166548R1000 | 14 |
| 2125BS1W | 2CMA167278R1000 | 43 | 316-C4 | 2CMA193522R1000 | 13 |
| 2125BS4W | 2CMA167274R1000 | 43 | 316C4W | 2CMA166550R1000 | 14 |
| 2125BS6W | 2CMA167276R1000 | 43 | 316C5W | 2CMA166552R1000 | 14 |
| 2125BU1W | 2CMA167196R1000 | 52 | 316-C6 | 2CMA193523R1000 | 13 |
| 2125BU4W | 2CMA167194R1000 | 52 | 316C6W | 2CMA166554R1000 | 14 |
| 2125BU6W | 2CMA167195R1000 | 52 | 316-C7 | 2CMA193524R1000 | 13 |
| 2125C1W | 2CMA166920R1000 | 15 | 316C7W | 2CMA166556R1000 | 14 |
| 2125C4W | 2CMA166916R1000 | 15 | 316-C9 | 2CMA193525R1000 | 13 |
| 2125C6W | 2CMA166918R1000 | 15 | 316C9W | 2CMA166558R1000 | 14 |
| 2125MM6 | 2CMA168047R1000 | 20 | 316MHS10W | 2CMA167812R1000 | 22 |
| 2125MVS1WH | 2CMA162740R1000 | 17 | 316MHS11 | 2CMA167635R1000 | 21 |
| 2125MVS4WH | 2CMA162738R1000 | 17 | 316MHS11W | 2CMA167813R1000 | 22 |
| 2125MVS6WH | 2CMA162739R1000 | 17 | 316MHS1W | 2CMA167814R1000 | 22 |
| 2125P1W | 2CMA166812R1000 | 12 | 316MHS2W | 2CMA167805R1000 | 22 |
| 2125P4W | 2CMA166808R1000 | 12 | 316MHS3W | 2CMA167806R1000 | 22 |
| 2125P6W | 2CMA166810R1000 | 12 | 316MHS4 | 2CMA167629R1000 | 21 |
| 2125RL1W | 2CMA168528R1000 | 34 | 316MHS4W | 2CMA167807R1000 | 22 |
| 2125RL4W | 2CMA168526R1000 | 34 | 316MHS5 | 2CMA167630R1000 | 21 |
| 2125RL6W | 2CMA168527R1000 | 34 | 316MHS5W | 2CMA167808R1000 | 22 |
| 2125RS1W | 2CMA167248R1000 | 32 | 316MHS6 | 2CMA167631R1000 | 21 |
| 2125RS4W | 2CMA167244R1000 | 32 | 316MHS6W | 2CMA167809R1000 | 22 |
| 2125RS6W | 2CMA167246R1000 | 32 | 316MHS7 | 2CMA167632R1000 | 21 |
| 2125RU1W | 2CMA167134R1000 | 46 | 316MHS7W | 2CMA167810R1000 | 22 |
| 2125RU4W | 2CMA167132R1000 | 46 | 316MHS9 | 2CMA167633R1000 | 21 |
| 2125RU6W | 2CMA167133R1000 | 46 | 316MHS9W | 2CMA167811R1000 | 22 |
| 2125RU6W LP | 2CMA192729R1000 | 46 | 316MM1 | 2CMA167980R1000 | 19 |
| 316B5 | 2CMA193345R1000 | 51 | 316MM10 | 2CMA167978R1000 | 19 |
| 316B6 | 2CMA193346R1000 | 51 | 316MM11 | 2CMA167979R1000 | 19 |
| 316B9 | 2CMA193348R1000 | 51 | 316MM4 | 2CMA167973R1000 | 19 |
| 316BAU10W | 2CMA166700R1000 | 53 | 316MM5 | 2CMA167974R1000 | 19 |
| 316BAU11W | 2CMA166702R1000 | 53 | 316MM6 | 2CMA167975R1000 | 19 |
| 316BAU1W | 2CMA166704R1000 | 53 | 316MM7 | 2CMA167976R1000 | 19 |
| 316BAU2W | 2CMA166686R1000 | 53 | 316MM9 | 2CMA167977R1000 | 19 |
| 316BAU3W | 2CMA166688R1000 | 53 | 316MPM10W | 2CMA167960R1000 | 26 |
| 316BAU4W | 2CMA166690R1000 | 53 | 316MPM11W | 2CMA167961R1000 | 26 |
| 316BAU5W | 2CMA166692R1000 | 53 | 316MPM2W | 2CMA167953R1000 | 26 |
| 316BAU6W | 2CMA166694R1000 | 53 | 316MPM3W | 2CMA167954R1000 | 26 |
| 316BAU7W | 2CMA166696R1000 | 53 | 316MPM4W | 2CMA167955R1000 | 26 |
| 316BAU9W | 2CMA166698R1000 | 53 | 316MPM5W | 2CMA167956R1000 | 26 |
| 316BS10W | 2CMA167066R1000 | 41 | 316MPM6W | 2CMA167957R1000 | 26 |
| 316BS11 | 2CMA193302R1000 | 40 | 316MPM7W | 2CMA167958R1000 | 26 |
| 316BS11W | 2CMA167068R1000 | 41 | 316MPM9W | 2CMA167959R1000 | 26 |
| 316BS1W | 2CMA167070R1000 | 41 | 316MPR4W | 2CMA168064R1000 | 28 |
| 316BS2W | 2CMA167052R1000 | 41 | 316MPR6 | 2CMA167764R1000 | 27 |
| 316BS3W | 2CMA167054R1000 | 41 | 316MPR6W | 2CMA168066R1000 | 28 |
| 316BS4 | 2CMA193296R1000 | 40 | 316MPR9 | 2CMA167766R1000 | 27 |
| 316BS4W | 2CMA167056R1000 | 41 | 316MPR9W | 2CMA168068R1000 | 28 |
| 316BS5 | 2CMA193297R1000 | 40 | 316MVS10W | 2CMA167835R1000 | 25 |
| 316BS5W | 2CMA167058R1000 | 41 | 316MVS10WH | 2CMA163267R1000 | 16 |
| 316BS6 | 2CMA193298R1000 | 40 | 316MVS11 | 2CMA167658R1000 | 24 |
| 316BS6W | 2CMA167060R1000 | 41 | 316MVS11W | 2CMA167836R1000 | 25 |
| 316BS7 | 2CMA193299R1000 | 40 | 316MVS11WH | 2CMA163268R1000 | 16 |
| 316BS7W | 2CMA167062R1000 | 41 | 316MVS1W | 2CMA167838R1000 | 25 |

Index

Type - Order Code

| Type | Order Code | Page | Type | Order Code | Page |
|-----------|-----------------|------|-----------|-----------------|------|
| 316MVS1WH | 2CMA163261R1000 | 16 | 316RAU9 | 2CMA193228R1000 | 48 |
| 316MVS2W | 2CMA167828R1000 | 25 | 316RAU9W | 2CMA167016R1000 | 49 |
| 316MVS3W | 2CMA167829R1000 | 25 | 316RL10W | 2CMA168469R1000 | 33 |
| 316MVS4 | 2CMA167652R1000 | 24 | 316RL11W | 2CMA168470R1000 | 33 |
| 316MVS4W | 2CMA167830R1000 | 25 | 316RL1W | 2CMA168471R1000 | 33 |
| 316MVS4WH | 2CMA163262R1000 | 16 | 316RL2W | 2CMA168462R1000 | 33 |
| 316MVS5 | 2CMA167653R1000 | 24 | 316RL3W | 2CMA168463R1000 | 33 |
| 316MVS5W | 2CMA167831R1000 | 25 | 316RL4W | 2CMA168464R1000 | 33 |
| 316MVS5WH | 2CMA163263R1000 | 16 | 316RL5W | 2CMA168465R1000 | 33 |
| 316MVS6 | 2CMA167654R1000 | 24 | 316RL6W | 2CMA168466R1000 | 33 |
| 316MVS6W | 2CMA167832R1000 | 25 | 316RL7W | 2CMA168467R1000 | 33 |
| 316MVS6WH | 2CMA163264R1000 | 16 | 316RL9W | 2CMA168468R1000 | 33 |
| 316MVS7 | 2CMA167655R1000 | 24 | 316RPM10W | 2CMA168208R1000 | 35 |
| 316MVS7W | 2CMA167833R1000 | 25 | 316RPM11W | 2CMA168209R1000 | 35 |
| 316MVS7WH | 2CMA163265R1000 | 16 | 316RPM2W | 2CMA168201R1000 | 35 |
| 316MVS9 | 2CMA167656R1000 | 24 | 316RPM3W | 2CMA168202R1000 | 35 |
| 316MVS9W | 2CMA167834R1000 | 25 | 316RPM4W | 2CMA168203R1000 | 35 |
| 316MVS9WH | 2CMA163266R1000 | 16 | 316RPM5W | 2CMA168204R1000 | 35 |
| 316P10W | 2CMA166482R1000 | 11 | 316RPM6W | 2CMA168205R1000 | 35 |
| 316-P11 | 2CMA193509R1000 | 10 | 316RPM7W | 2CMA168206R1000 | 35 |
| 316P11W | 2CMA166484R1000 | 11 | 316RPM9W | 2CMA168207R1000 | 35 |
| 316P1W | 2CMA166486R1000 | 11 | 316RPR4W | 2CMA168330R1000 | 37 |
| 316P2W | 2CMA166468R1000 | 11 | 316RPR6 | 2CMA168269R1000 | 36 |
| 316P3W | 2CMA166470R1000 | 11 | 316RPR6W | 2CMA168332R1000 | 37 |
| 316-P4 | 2CMA193504R1000 | 10 | 316RPR9 | 2CMA168271R1000 | 36 |
| 316P4W | 2CMA166472R1000 | 11 | 316RPR9W | 2CMA168334R1000 | 37 |
| 316-P5 | 2CMA193505R1000 | 10 | 316RS10W | 2CMA167160R1000 | 31 |
| 316P5W | 2CMA166474R1000 | 11 | 316RS11 | 2CMA193110R1000 | 30 |
| 316-P6 | 2CMA193506R1000 | 10 | 316RS11W | 2CMA167161R1000 | 31 |
| 316P6W | 2CMA166476R1000 | 11 | 316RS1W | 2CMA167162R1000 | 31 |
| 316-P7 | 2CMA193507R1000 | 10 | 316RS2W | 2CMA167153R1000 | 31 |
| 316P7W | 2CMA166478R1000 | 11 | 316RS3W | 2CMA167154R1000 | 31 |
| 316-P9 | 2CMA193508R1000 | 10 | 316RS4 | 2CMA193104R1000 | 30 |
| 316P9W | 2CMA166480R1000 | 11 | 316RS4W | 2CMA167155R1000 | 31 |
| 316R11 | 2CMA193158R1000 | 44 | 316RS5 | 2CMA193105R1000 | 30 |
| 316R4 | 2CMA193152R1000 | 44 | 316RS5W | 2CMA167156R1000 | 31 |
| 316R5 | 2CMA193153R1000 | 44 | 316RS6 | 2CMA193106R1000 | 30 |
| 316R6 | 2CMA193154R1000 | 44 | 316RS6W | 2CMA167157R1000 | 31 |
| 316R7 | 2CMA193155R1000 | 44 | 316RS7 | 2CMA193107R1000 | 30 |
| 316R9 | 2CMA193156R1000 | 44 | 316RS7W | 2CMA167158R1000 | 31 |
| 316RAM11 | 2CMA170016R1000 | 47 | 316RS9 | 2CMA193108R1000 | 30 |
| 316RAM4 | 2CMA170010R1000 | 47 | 316RS9W | 2CMA167159R1000 | 31 |
| 316RAM5 | 2CMA170011R1000 | 47 | 316RU11 | 2CMA193182R1000 | 45 |
| 316RAM6 | 2CMA170012R1000 | 47 | 316RU4 | 2CMA193176R1000 | 45 |
| 316RAM7 | 2CMA170013R1000 | 47 | 316RU5 | 2CMA193177R1000 | 45 |
| 316RAM9 | 2CMA170014R1000 | 47 | 316RU6 | 2CMA193178R1000 | 45 |
| 316RAU10W | 2CMA167018R1000 | 49 | 316RU7 | 2CMA193179R1000 | 45 |
| 316RAU11 | 2CMA193230R1000 | 48 | 316RU9 | 2CMA193180R1000 | 45 |
| 316RAU11W | 2CMA167020R1000 | 49 | 316T6 | 2CMA168122R1000 | 63 |
| 316RAU1W | 2CMA167022R1000 | 49 | 316T9 | 2CMA168123R1000 | 63 |
| 316RAU2W | 2CMA167004R1000 | 49 | 332-9P | 2CMA193517R1000 | 10 |
| 316RAU3W | 2CMA167006R1000 | 49 | 332BAU10W | 2CMA166652R1000 | 53 |
| 316RAU4 | 2CMA193224R1000 | 48 | 332BAU11W | 2CMA166654R1000 | 53 |
| 316RAU4W | 2CMA167008R1000 | 49 | 332BAU1W | 2CMA166656R1000 | 53 |
| 316RAU5 | 2CMA193225R1000 | 48 | 332BAU2W | 2CMA166638R1000 | 53 |
| 316RAU5W | 2CMA167010R1000 | 49 | 332BAU3W | 2CMA166640R1000 | 53 |
| 316RAU6 | 2CMA193226R1000 | 48 | 332BAU4W | 2CMA166642R1000 | 53 |
| 316RAU6W | 2CMA167012R1000 | 49 | 332BAU5W | 2CMA166644R1000 | 53 |
| 316RAU7 | 2CMA193227R1000 | 48 | 332BAU6W | 2CMA166646R1000 | 53 |
| 316RAU7W | 2CMA167014R1000 | 49 | 332BAU7W | 2CMA166648R1000 | 53 |

Index

Type - Order Code

| Type | Order Code | Page | Type | Order Code | Page |
|-----------|-----------------|------|-----------|-----------------|------|
| 332BAU9W | 2CMA166650R1000 | 53 | 332MPM5W | 2CMA168015R1000 | 26 |
| 332BS10W | 2CMA167110R1000 | 42 | 332MPM6W | 2CMA168016R1000 | 26 |
| 332BS11W | 2CMA167112R1000 | 42 | 332MPM7W | 2CMA168017R1000 | 26 |
| 332BS1W | 2CMA167114R1000 | 42 | 332MPM9W | 2CMA168018R1000 | 26 |
| 332BS2W | 2CMA167098R1000 | 42 | 332MPR4W | 2CMA168087R1000 | 28 |
| 332BS3W | 2CMA167100R1000 | 42 | 332MPR6 | 2CMA167786R1000 | 27 |
| 332BS4W | 2CMA167102R1000 | 42 | 332MPR6W | 2CMA168089R1000 | 28 |
| 332BS5 | 2CMA193321R1000 | 40 | 332MPR9 | 2CMA167788R1000 | 27 |
| 332BS5W | 2CMA167103R1000 | 42 | 332MPR9W | 2CMA168091R1000 | 28 |
| 332BS6 | 2CMA193322R1000 | 40 | 332MVS10W | 2CMA167882R1000 | 25 |
| 332BS6W | 2CMA167104R1000 | 42 | 332MVS11W | 2CMA167883R1000 | 25 |
| 332BS7 | 2CMA193323R1000 | 40 | 332MVS1W | 2CMA167884R1000 | 25 |
| 332BS7W | 2CMA167106R1000 | 42 | 332MVS1WH | 2CMA163277R1000 | 16 |
| 332BS9 | 2CMA193324R1000 | 40 | 332MVS2W | 2CMA167875R1000 | 25 |
| 332BS9W | 2CMA167108R1000 | 42 | 332MVS3W | 2CMA167876R1000 | 25 |
| 332BU5 | 2CMA193441R1000 | 51 | 332MVS4W | 2CMA167877R1000 | 25 |
| 332BU6 | 2CMA193442R1000 | 51 | 332MVS5 | 2CMA167699R1000 | 24 |
| 332BU9 | 2CMA193444R1000 | 51 | 332MVS5W | 2CMA167878R1000 | 25 |
| 332C10W | 2CMA166610R1000 | 14 | 332MVS5WH | 2CMA163278R1000 | 16 |
| 332C11W | 2CMA166594R1000 | 14 | 332MVS6 | 2CMA167700R1000 | 24 |
| 332C1W | 2CMA166592R1000 | 14 | 332MVS6W | 2CMA167879R1000 | 25 |
| 332C2W | 2CMA166596R1000 | 14 | 332MVS6WH | 2CMA163279R1000 | 16 |
| 332C3W | 2CMA166598R1000 | 14 | 332MVS7 | 2CMA167701R1000 | 24 |
| 332C4W | 2CMA166600R1000 | 14 | 332MVS7W | 2CMA167880R1000 | 25 |
| 332-C5 | 2CMA193533R1000 | 13 | 332MVS7WH | 2CMA163280R1000 | 16 |
| 332C5W | 2CMA166602R1000 | 14 | 332MVS9 | 2CMA167702R1000 | 24 |
| 332-C6 | 2CMA193529R1000 | 13 | 332MVS9W | 2CMA167881R1000 | 25 |
| 332C6W | 2CMA166604R1000 | 14 | 332MVS9WH | 2CMA163281R1000 | 16 |
| 332-C7 | 2CMA193534R1000 | 13 | 332P10W | 2CMA166510R1000 | 11 |
| 332C7W | 2CMA166606R1000 | 14 | 332-P11 | 2CMA193518R1000 | 10 |
| 332-C9 | 2CMA193530R1000 | 13 | 332P11W | 2CMA166513R1000 | 11 |
| 332C9W | 2CMA166608R1000 | 14 | 332P1W | 2CMA166516R1000 | 11 |
| 332MHS10W | 2CMA167859R1000 | 22 | 332P2W | 2CMA166730R1000 | 11 |
| 332MHS11W | 2CMA167860R1000 | 22 | 332P3W | 2CMA166732R1000 | 11 |
| 332MHS1W | 2CMA167861R1000 | 22 | 332P4W | 2CMA166734R1000 | 11 |
| 332MHS2W | 2CMA167852R1000 | 22 | 332-P5 | 2CMA193514R1000 | 10 |
| 332MHS3W | 2CMA167853R1000 | 22 | 332P5W | 2CMA166736R1000 | 11 |
| 332MHS4W | 2CMA167854R1000 | 22 | 332-P6 | 2CMA193515R1000 | 10 |
| 332MHS5 | 2CMA167676R1000 | 21 | 332P6W | 2CMA166738R1000 | 11 |
| 332MHS5W | 2CMA167855R1000 | 22 | 332-P7 | 2CMA193516R1000 | 10 |
| 332MHS6 | 2CMA167677R1000 | 21 | 332P7W | 2CMA166506R1000 | 11 |
| 332MHS6W | 2CMA167856R1000 | 22 | 332P9W | 2CMA166508R1000 | 11 |
| 332MHS7 | 2CMA167678R1000 | 21 | 332RAM5 | 2CMA170034R1000 | 47 |
| 332MHS7W | 2CMA167857R1000 | 22 | 332RAM6 | 2CMA170035R1000 | 47 |
| 332MHS9 | 2CMA167679R1000 | 21 | 332RAM7 | 2CMA170036R1000 | 47 |
| 332MHS9W | 2CMA167858R1000 | 22 | 332RAM9 | 2CMA170037R1000 | 47 |
| 332MM1 | 2CMA167998R1000 | 19 | 332RAU10W | 2CMA166970R1000 | 49 |
| 332MM10 | 2CMA167996R1000 | 19 | 332RAU11W | 2CMA166972R1000 | 49 |
| 332MM11 | 2CMA167997R1000 | 19 | 332RAU1W | 2CMA166974R1000 | 49 |
| 332MM3 | 2CMA167990R1000 | 19 | 332RAU2W | 2CMA166956R1000 | 49 |
| 332MM4 | 2CMA167991R1000 | 19 | 332RAU3W | 2CMA166958R1000 | 49 |
| 332MM5 | 2CMA167992R1000 | 19 | 332RAU4W | 2CMA166960R1000 | 49 |
| 332MM6 | 2CMA167993R1000 | 19 | 332RAU5 | 2CMA193273R1000 | 48 |
| 332MM7 | 2CMA167994R1000 | 19 | 332RAU5W | 2CMA166962R1000 | 49 |
| 332MM9 | 2CMA167995R1000 | 19 | 332RAU6 | 2CMA193274R1000 | 48 |
| 332MPM10W | 2CMA168019R1000 | 26 | 332RAU6W | 2CMA166964R1000 | 49 |
| 332MPM11W | 2CMA168020R1000 | 26 | 332RAU7 | 2CMA193275R1000 | 48 |
| 332MPM2W | 2CMA168012R1000 | 26 | 332RAU7W | 2CMA166966R1000 | 49 |
| 332MPM3W | 2CMA168013R1000 | 26 | 332RAU9 | 2CMA193276R1000 | 48 |
| 332MPM4W | 2CMA168014R1000 | 26 | 332RAU9W | 2CMA166968R1000 | 49 |

Index

Type - Order Code

| Type | Order Code | Page | Type | Order Code | Page |
|-----------|-----------------|------|------------|-----------------|------|
| 332RL10W | 2CMA168492R1000 | 33 | 363BU7W | 2CMA168110R1000 | 52 |
| 332RL11W | 2CMA168493R1000 | 33 | 363BU9 | 2CMA167226R1000 | 51 |
| 332RL1W | 2CMA168494R1000 | 33 | 363BU9W | 2CMA168111R1000 | 52 |
| 332RL2W | 2CMA168485R1000 | 33 | 363C11W | 2CMA166900R1000 | 15 |
| 332RL3W | 2CMA168486R1000 | 33 | 363C1W | 2CMA166902R1000 | 15 |
| 332RL4W | 2CMA168487R1000 | 33 | 363C4W | 2CMA166890R1000 | 15 |
| 332RL5W | 2CMA168488R1000 | 33 | 363C5 | 2CMA166848R1000 | 13 |
| 332RL6W | 2CMA168489R1000 | 33 | 363C5W | 2CMA166892R1000 | 15 |
| 332RL7W | 2CMA168490R1000 | 33 | 363C6 | 2CMA166850R1000 | 13 |
| 332RL9W | 2CMA168491R1000 | 33 | 363C6W | 2CMA166894R1000 | 15 |
| 332RPM10W | 2CMA168231R1000 | 35 | 363C7 | 2CMA166852R1000 | 13 |
| 332RPM11W | 2CMA168232R1000 | 35 | 363C7W | 2CMA166896R1000 | 15 |
| 332RPM2W | 2CMA168224R1000 | 35 | 363C9 | 2CMA166854R1000 | 13 |
| 332RPM3W | 2CMA168225R1000 | 35 | 363C9W | 2CMA166898R1000 | 15 |
| 332RPM4W | 2CMA168226R1000 | 35 | 363MHS11W | 2CMA167902R1000 | 23 |
| 332RPM5W | 2CMA168227R1000 | 35 | 363MHS1W | 2CMA167903R1000 | 23 |
| 332RPM6W | 2CMA168228R1000 | 35 | 363MHS4W | 2CMA167897R1000 | 23 |
| 332RPM7W | 2CMA168229R1000 | 35 | 363MHS5 | 2CMA167719R1000 | 21 |
| 332RPM9W | 2CMA168230R1000 | 35 | 363MHS5W | 2CMA167898R1000 | 23 |
| 332RPR4W | 2CMA168353R1000 | 37 | 363MHS6 | 2CMA167721R1000 | 21 |
| 332RPR6 | 2CMA168291R1000 | 36 | 363MHS6W | 2CMA167899R1000 | 23 |
| 332RPR6W | 2CMA168355R1000 | 37 | 363MHS7 | 2CMA167722R1000 | 21 |
| 332RPR9 | 2CMA168293R1000 | 36 | 363MHS7W | 2CMA167900R1000 | 23 |
| 332RPR9W | 2CMA168357R1000 | 37 | 363MHS9 | 2CMA167723R1000 | 21 |
| 332RS10W | 2CMA167183R1000 | 31 | 363MHS9W | 2CMA167901R1000 | 23 |
| 332RS11W | 2CMA167184R1000 | 31 | 363MM1 | 2CMA168040R1000 | 20 |
| 332RS1W | 2CMA167185R1000 | 31 | 363MM11 | 2CMA168039R1000 | 20 |
| 332RS2W | 2CMA167176R1000 | 31 | 363MM4 | 2CMA168034R1000 | 20 |
| 332RS3W | 2CMA167177R1000 | 31 | 363MM5 | 2CMA168035R1000 | 20 |
| 332RS4W | 2CMA167178R1000 | 31 | 363MM6 | 2CMA168036R1000 | 20 |
| 332RS5 | 2CMA193129R1000 | 30 | 363MM7 | 2CMA168037R1000 | 20 |
| 332RS5W | 2CMA167179R1000 | 31 | 363MM9 | 2CMA168038R1000 | 20 |
| 332RS6 | 2CMA193130R1000 | 30 | 363MVS11WH | 2CMA162840R1000 | 17 |
| 332RS6W | 2CMA167180R1000 | 31 | 363MVS1WH | 2CMA162841R1000 | 17 |
| 332RS7 | 2CMA193131R1000 | 30 | 363MVS4WH | 2CMA162834R1000 | 17 |
| 332RS7W | 2CMA167181R1000 | 31 | 363MVS5 | 2CMA162335R1000 | 18 |
| 332RS9 | 2CMA193132R1000 | 30 | 363MVS5WH | 2CMA162835R1000 | 17 |
| 332RS9W | 2CMA167182R1000 | 31 | 363MVS6 | 2CMA162336R1000 | 18 |
| 332RU5 | 2CMA193249R1000 | 45 | 363MVS6WH | 2CMA162836R1000 | 17 |
| 332RU6 | 2CMA193250R1000 | 45 | 363MVS7 | 2CMA162337R1000 | 18 |
| 332RU7 | 2CMA193251R1000 | 45 | 363MVS7WH | 2CMA162837R1000 | 17 |
| 332RU9 | 2CMA193252R1000 | 45 | 363MVS9 | 2CMA162338R1000 | 18 |
| 363BS11W | 2CMA167356R1000 | 43 | 363MVS9WH | 2CMA162838R1000 | 17 |
| 363BS1W | 2CMA167358R1000 | 43 | 363P11W | 2CMA166792R1000 | 12 |
| 363BS4W | 2CMA167346R1000 | 43 | 363P1W | 2CMA166794R1000 | 12 |
| 363BS5 | 2CMA167552R1000 | 40 | 363P4W | 2CMA166782R1000 | 12 |
| 363BS5W | 2CMA167348R1000 | 43 | 363P5 | 2CMA166750R1000 | 10 |
| 363BS6 | 2CMA167554R1000 | 40 | 363P5W | 2CMA166784R1000 | 12 |
| 363BS6W | 2CMA167350R1000 | 43 | 363P6 | 2CMA166752R1000 | 10 |
| 363BS7 | 2CMA167556R1000 | 40 | 363P6W | 2CMA166786R1000 | 12 |
| 363BS7W | 2CMA167352R1000 | 43 | 363P7 | 2CMA166754R1000 | 10 |
| 363BS9 | 2CMA167558R1000 | 40 | 363P7W | 2CMA166788R1000 | 12 |
| 363BS9W | 2CMA167354R1000 | 43 | 363P9 | 2CMA166756R1000 | 10 |
| 363BU11W | 2CMA168112R1000 | 52 | 363P9W | 2CMA166790R1000 | 12 |
| 363BU1W | 2CMA168113R1000 | 52 | 363RAU11W | 2CMA167458R1000 | 50 |
| 363BU4W | 2CMA168107R1000 | 52 | 363RAU1W | 2CMA167460R1000 | 50 |
| 363BU5 | 2CMA167220R1000 | 51 | 363RAU4W | 2CMA167448R1000 | 50 |
| 363BU5W | 2CMA168108R1000 | 52 | 363RAU5 | 2CMA167416R1000 | 48 |
| 363BU6 | 2CMA167222R1000 | 51 | 363RAU5W | 2CMA167450R1000 | 50 |
| 363BU6W | 2CMA168109R1000 | 52 | 363RAU6 | 2CMA167418R1000 | 48 |

Index

Type - Order Code

| Type | Order Code | Page | Type | Order Code | Page |
|-------------|-----------------|------|-------------|-----------------|------|
| 363RAU6W | 2CMA167452R1000 | 50 | 3125P4W | 2CMA166814R1000 | 12 |
| 363RAU7 | 2CMA167420R1000 | 48 | 3125P5W | 2CMA166815R1000 | 12 |
| 363RAU7W | 2CMA167454R1000 | 50 | 3125P6W | 2CMA166816R1000 | 12 |
| 363RAU9 | 2CMA167422R1000 | 48 | 3125P7W | 2CMA166818R1000 | 12 |
| 363RAU9W | 2CMA167456R1000 | 50 | 3125P9W | 2CMA166820R1000 | 12 |
| 363RS11W | 2CMA167322R1000 | 32 | 3125RL11W | 2CMA168533R1000 | 34 |
| 363RS1W | 2CMA167324R1000 | 32 | 3125RL1W | 2CMA168534R1000 | 34 |
| 363RS4W | 2CMA167312R1000 | 32 | 3125RL4W | 2CMA168529R1000 | 34 |
| 363RS5 | 2CMA167496R1000 | 30 | 3125RL6W | 2CMA168530R1000 | 34 |
| 363RS5W | 2CMA167314R1000 | 32 | 3125RL7W | 2CMA168531R1000 | 34 |
| 363RS6 | 2CMA167498R1000 | 30 | 3125RL9W | 2CMA168532R1000 | 34 |
| 363RS6W | 2CMA167316R1000 | 32 | 3125RS11W | 2CMA167258R1000 | 32 |
| 363RS7 | 2CMA167500R1000 | 30 | 3125RS1W | 2CMA167260R1000 | 32 |
| 363RS7W | 2CMA167318R1000 | 32 | 3125RS4W | 2CMA167250R1000 | 32 |
| 363RS9 | 2CMA167502R1000 | 30 | 3125RS5W | 2CMA167251R1000 | 32 |
| 363RS9W | 2CMA167320R1000 | 32 | 3125RS6W | 2CMA167252R1000 | 32 |
| 363RU11W | 2CMA167390R1000 | 46 | 3125RS7W | 2CMA167254R1000 | 32 |
| 363RU1W | 2CMA167392R1000 | 46 | 3125RS9W | 2CMA167256R1000 | 32 |
| 363RU4W | 2CMA167380R1000 | 46 | 3125RU11W | 2CMA167139R1000 | 46 |
| 363RU5 | 2CMA167518R1000 | 45 | 3125RU1W | 2CMA167140R1000 | 46 |
| 363RU5W | 2CMA167382R1000 | 46 | 3125RU4W | 2CMA167135R1000 | 46 |
| 363RU6 | 2CMA167520R1000 | 45 | 3125RU6W | 2CMA167136R1000 | 46 |
| 363RU6W | 2CMA167384R1000 | 46 | 3125RU6W LP | 2CMA192730R1000 | 46 |
| 363RU7 | 2CMA167522R1000 | 45 | 3125RU7W | 2CMA167137R1000 | 46 |
| 363RU7W | 2CMA167386R1000 | 46 | 3125RU9W | 2CMA167138R1000 | 46 |
| 363RU9 | 2CMA167524R1000 | 45 | 416A6 | 2CMA168127R1000 | 66 |
| 363RU9W | 2CMA167388R1000 | 46 | 416B6 | 2CMA193355R1000 | 51 |
| 3125BS11W | 2CMA167288R1000 | 43 | 416BAU11W | 2CMA166718R1000 | 53 |
| 3125BS1W | 2CMA167290R1000 | 43 | 416BAU1W | 2CMA166720R1000 | 53 |
| 3125BS4W | 2CMA167280R1000 | 43 | 416BAU2W | 2CMA166706R1000 | 53 |
| 3125BS6W | 2CMA167282R1000 | 43 | 416BAU3W | 2CMA166708R1000 | 53 |
| 3125BS7W | 2CMA167284R1000 | 43 | 416BAU4W | 2CMA166710R1000 | 53 |
| 3125BS9W | 2CMA167286R1000 | 43 | 416BAU6W | 2CMA166712R1000 | 53 |
| 3125BU11W | 2CMA167201R1000 | 52 | 416BAU7W | 2CMA166714R1000 | 53 |
| 3125BU1W | 2CMA167202R1000 | 52 | 416BAU9W | 2CMA166716R1000 | 53 |
| 3125BU4W | 2CMA167197R1000 | 52 | 416BS11W | 2CMA167084R1000 | 41 |
| 3125BU6W | 2CMA167198R1000 | 52 | 416BS1W | 2CMA167086R1000 | 41 |
| 3125BU7W | 2CMA167199R1000 | 52 | 416BS2W | 2CMA167072R1000 | 41 |
| 3125BU9W | 2CMA167200R1000 | 52 | 416BS3W | 2CMA167074R1000 | 41 |
| 3125C11W | 2CMA166930R1000 | 15 | 416BS4W | 2CMA167076R1000 | 41 |
| 3125C1W | 2CMA166932R1000 | 15 | 416BS6 | 2CMA193307R1000 | 40 |
| 3125C4W | 2CMA166922R1000 | 15 | 416BS6W | 2CMA167078R1000 | 41 |
| 3125C5W | 2CMA166923R1000 | 15 | 416BS7W | 2CMA167080R1000 | 41 |
| 3125C6W | 2CMA166924R1000 | 15 | 416BS9W | 2CMA167082R1000 | 41 |
| 3125C6W LP | 2CMA169211R1000 | 15 | 416BSFV6 | 2CMA168169R1000 | 64 |
| 3125C7W | 2CMA166926R1000 | 15 | 416BU6 | 2CMA193468R1000 | 51 |
| 3125C9W | 2CMA166928R1000 | 15 | 416BUFV6 | 2CMA168159R1000 | 64 |
| 3125MM1 | 2CMA168052R1000 | 20 | 416C11W | 2CMA166578R1000 | 14 |
| 3125MM11 | 2CMA168051R1000 | 20 | 416C1W | 2CMA166580R1000 | 14 |
| 3125MM6 | 2CMA168048R1000 | 20 | 416C2W | 2CMA166566R1000 | 14 |
| 3125MM7 | 2CMA168049R1000 | 20 | 416C3W | 2CMA166568R1000 | 14 |
| 3125MM9 | 2CMA168050R1000 | 20 | 416C4W | 2CMA166570R1000 | 14 |
| 3125MVS11WH | 2CMA162745R1000 | 17 | 416-C6 | 2CMA193526R1000 | 13 |
| 3125MVS1WH | 2CMA162746R1000 | 17 | 416C6W | 2CMA166572R1000 | 14 |
| 3125MVS4WH | 2CMA162741R1000 | 17 | 416C7W | 2CMA166574R1000 | 14 |
| 3125MVS6WH | 2CMA162742R1000 | 17 | 416C9W | 2CMA166576R1000 | 14 |
| 3125MVS7WH | 2CMA162743R1000 | 17 | 416FP6 | 2CMA168541R1000 | 64 |
| 3125MVS9WH | 2CMA162744R1000 | 17 | 416FV6 | 2CMA168129R1000 | 64 |
| 3125P11W | 2CMA166822R1000 | 12 | 416MHS11W | 2CMA167821R1000 | 22 |
| 3125P1W | 2CMA166824R1000 | 12 | 416MHS1W | 2CMA167822R1000 | 22 |

Index

Type - Order Code

| Type | Order Code | Page | Type | Order Code | Page |
|-------------|-----------------|------|-----------|-----------------|------|
| 416MHS2W | 2CMA167815R1000 | 22 | 416RAU6W | 2CMA167030R1000 | 49 |
| 416MHS3W | 2CMA167816R1000 | 22 | 416RAU7W | 2CMA167032R1000 | 49 |
| 416MHS4W | 2CMA167817R1000 | 22 | 416RAU9W | 2CMA167034R1000 | 49 |
| 416MHS6 | 2CMA167640R1000 | 21 | 416RL11W | 2CMA168478R1000 | 33 |
| 416MHS6W | 2CMA167818R1000 | 22 | 416RL1W | 2CMA168479R1000 | 33 |
| 416MHS7W | 2CMA167819R1000 | 22 | 416RL2W | 2CMA168472R1000 | 33 |
| 416MHS9W | 2CMA167820R1000 | 22 | 416RL3W | 2CMA168473R1000 | 33 |
| 416MM1 | 2CMA167988R1000 | 19 | 416RL4W | 2CMA168474R1000 | 33 |
| 416MM11 | 2CMA167987R1000 | 19 | 416RL6W | 2CMA168475R1000 | 33 |
| 416MM2 | 2CMA167983R1000 | 19 | 416RL7W | 2CMA168476R1000 | 33 |
| 416MM6 | 2CMA167984R1000 | 19 | 416RL9W | 2CMA168477R1000 | 33 |
| 416MM9 | 2CMA167986R1000 | 19 | 416RP6WP | 2CMA164589R1000 | 38 |
| 416MP6WP | 2CMA162895R1000 | 29 | 416RPM11W | 2CMA168217R1000 | 35 |
| 416MP6WP | 2CMA162895R1000 | 29 | 416RPM2W | 2CMA168211R1000 | 35 |
| 416MPM11W | 2CMA167969R1000 | 26 | 416RPM3W | 2CMA168212R1000 | 35 |
| 416MPM2W | 2CMA167963R1000 | 26 | 416RPM4W | 2CMA168213R1000 | 35 |
| 416MPM3W | 2CMA167964R1000 | 26 | 416RPM6W | 2CMA168214R1000 | 35 |
| 416MPM4W | 2CMA167965R1000 | 26 | 416RPM7W | 2CMA168215R1000 | 35 |
| 416MPM6W | 2CMA167966R1000 | 26 | 416RPM9W | 2CMA168216R1000 | 35 |
| 416MPM7W | 2CMA167967R1000 | 26 | 416RPR4W | 2CMA168340R1000 | 37 |
| 416MPM9W | 2CMA167968R1000 | 26 | 416RPR6 | 2CMA168278R1000 | 36 |
| 416MPR4W | 2CMA168074R1000 | 28 | 416RPR6W | 2CMA168341R1000 | 37 |
| 416MPR6 | 2CMA167772R1000 | 27 | 416RPR9W | 2CMA168343R1000 | 37 |
| 416MPR6W | 2CMA168075R1000 | 28 | 416RS11W | 2CMA167169R1000 | 31 |
| 416MPR9W | 2CMA168077R1000 | 28 | 416RS1W | 2CMA167170R1000 | 31 |
| 416MVS11W | 2CMA167845R1000 | 25 | 416RS2W | 2CMA167163R1000 | 31 |
| 416MVS1W | 2CMA167846R1000 | 25 | 416RS3W | 2CMA167164R1000 | 31 |
| 416MVS1WH | 2CMA163270R1000 | 16 | 416RS4W | 2CMA167165R1000 | 31 |
| 416MVS2W | 2CMA167839R1000 | 25 | 416RS6 | 2CMA193115R1000 | 30 |
| 416MVS2WH | 2CMA163271R1000 | 16 | 416RS6W | 2CMA167166R1000 | 31 |
| 416MVS3W | 2CMA167840R1000 | 25 | 416RS7W | 2CMA167167R1000 | 31 |
| 416MVS4W | 2CMA167841R1000 | 25 | 416RS9W | 2CMA167168R1000 | 31 |
| 416MVS6 | 2CMA167663R1000 | 24 | 416RU6 | 2CMA193187R1000 | 45 |
| 416MVS6W | 2CMA167842R1000 | 25 | 416Schuko | 2CMA170195R1000 | 63 |
| 416MVS6WH | 2CMA163272R1000 | 16 | 416T6 | 2CMA168124R1000 | 63 |
| 416MVS7W | 2CMA167843R1000 | 25 | 416T6MIX | 2CMA170193R1000 | 63 |
| 416MVS9W | 2CMA167844R1000 | 25 | 432A6 | 2CMA168128R1000 | 66 |
| 416MVS9WH | 2CMA163273R1000 | 16 | 432BAU11W | 2CMA166670R1000 | 53 |
| 416-P1 | 2CMA193510R1000 | 10 | 432BAU1W | 2CMA166672R1000 | 53 |
| 416P11W | 2CMA166500R1000 | 11 | 432BAU2W | 2CMA166658R1000 | 53 |
| 416P1W | 2CMA166502R1000 | 11 | 432BAU3W | 2CMA166660R1000 | 53 |
| 416P2W | 2CMA166488R1000 | 11 | 432BAU4W | 2CMA166662R1000 | 53 |
| 416P4W | 2CMA166492R1000 | 11 | 432BAU6W | 2CMA166664R1000 | 53 |
| 416-P6 | 2CMA193511R1000 | 10 | 432BAU7W | 2CMA166666R1000 | 53 |
| 416P6/216R6 | 2CMA170191R1000 | 63 | 432BAU9W | 2CMA166668R1000 | 53 |
| 416P6/416R6 | 2CMA170192R1000 | 63 | 432BS11W | 2CMA167128R1000 | 42 |
| 416P6/DUO+C | 2CMA170265R1000 | 63 | 432BS1W | 2CMA167130R1000 | 42 |
| 416P6TRIO | 2CMA170185R1000 | 63 | 432BS2W | 2CMA167116R1000 | 42 |
| 416P6W | 2CMA166494R1000 | 11 | 432BS3W | 2CMA167118R1000 | 42 |
| 416P7W | 2CMA166496R1000 | 11 | 432BS4W | 2CMA167120R1000 | 42 |
| 416P9W | 2CMA166498R1000 | 11 | 432BS6 | 2CMA193331R1000 | 40 |
| 416PVF6 | 2CMA168131R1000 | 64 | 432BS6W | 2CMA167122R1000 | 42 |
| 416R6 | 2CMA193163R1000 | 44 | 432BS7W | 2CMA167124R1000 | 42 |
| 416RAM6 | 2CMA170021R1000 | 47 | 432BS9W | 2CMA167126R1000 | 42 |
| 416RAU11W | 2CMA167036R1000 | 49 | 432BU6 | 2CMA193451R1000 | 51 |
| 416RAU1W | 2CMA167038R1000 | 49 | 432C11W | 2CMA166624R1000 | 14 |
| 416RAU2W | 2CMA167024R1000 | 49 | 432C1W | 2CMA166626R1000 | 14 |
| 416RAU3W | 2CMA167026R1000 | 49 | 432C2W | 2CMA166612R1000 | 14 |
| 416RAU4W | 2CMA167028R1000 | 49 | 432C3W | 2CMA166614R1000 | 14 |
| 416RAU6 | 2CMA193235R1000 | 48 | 432C4W | 2CMA166616R1000 | 14 |

Index

Type - Order Code

| Type | Order Code | Page | Type | Order Code | Page |
|-----------|-----------------|------|-----------|-----------------|------|
| 432-C6 | 2CMA193531R1000 | 13 | 432RAU6W | 2CMA166982R1000 | 49 |
| 432C6W | 2CMA166618R1000 | 14 | 432RAU7W | 2CMA166984R1000 | 49 |
| 432C7W | 2CMA166620R1000 | 14 | 432RAU9W | 2CMA166986R1000 | 49 |
| 432C9W | 2CMA166622R1000 | 14 | 432RL11W | 2CMA168501R1000 | 33 |
| 432FP6 | 2CMA168542R1000 | 64 | 432RL1W | 2CMA168502R1000 | 33 |
| 432FV6 | 2CMA168130R1000 | 64 | 432RL2W | 2CMA168495R1000 | 33 |
| 432MHS11W | 2CMA167868R1000 | 22 | 432RL3W | 2CMA168496R1000 | 33 |
| 432MHS1W | 2CMA167869R1000 | 22 | 432RL4W | 2CMA168497R1000 | 33 |
| 432MHS2W | 2CMA167862R1000 | 22 | 432RL6W | 2CMA168498R1000 | 33 |
| 432MHS3W | 2CMA167863R1000 | 22 | 432RL7W | 2CMA168499R1000 | 33 |
| 432MHS4W | 2CMA167864R1000 | 22 | 432RL9W | 2CMA168500R1000 | 33 |
| 432MHS6 | 2CMA167866R1000 | 21 | 432RP6WP | 2CMA164619R1000 | 38 |
| 432MHS6W | 2CMA167865R1000 | 22 | 432RPM11W | 2CMA168240R1000 | 35 |
| 432MHS7W | 2CMA167866R1000 | 22 | 432RPM2W | 2CMA168234R1000 | 35 |
| 432MHS9W | 2CMA167867R1000 | 22 | 432RPM3W | 2CMA168235R1000 | 35 |
| 432MM1 | 2CMA168006R1000 | 19 | 432RPM4W | 2CMA168236R1000 | 35 |
| 432MM6 | 2CMA168002R1000 | 19 | 432RPM6W | 2CMA168237R1000 | 35 |
| 432MM7 | 2CMA168003R1000 | 19 | 432RPM7W | 2CMA168238R1000 | 35 |
| 432MM9 | 2CMA168004R1000 | 19 | 432RPM9W | 2CMA168239R1000 | 35 |
| 432MP6WP | 2CMA163193R1000 | 29 | 432RPR4W | 2CMA168363R1000 | 37 |
| 432MP6WP | 2CMA163193R1000 | 29 | 432RPR6 | 2CMA168300R1000 | 36 |
| 432MPM11W | 2CMA168028R1000 | 26 | 432RPR6W | 2CMA168364R1000 | 37 |
| 432MPM2W | 2CMA168022R1000 | 26 | 432RPR9W | 2CMA168366R1000 | 37 |
| 432MPM3W | 2CMA168023R1000 | 26 | 432RS11W | 2CMA167192R1000 | 31 |
| 432MPM4W | 2CMA168024R1000 | 26 | 432RS1W | 2CMA167193R1000 | 31 |
| 432MPM6W | 2CMA168025R1000 | 26 | 432RS2W | 2CMA167186R1000 | 31 |
| 432MPM7W | 2CMA168026R1000 | 26 | 432RS3W | 2CMA167187R1000 | 31 |
| 432MPM9W | 2CMA168027R1000 | 26 | 432RS4W | 2CMA167188R1000 | 31 |
| 432MPR4W | 2CMA168097R1000 | 28 | 432RS6 | 2CMA193139R1000 | 30 |
| 432MPR6 | 2CMA167795R1000 | 27 | 432RS6W | 2CMA167189R1000 | 31 |
| 432MPR6W | 2CMA168098R1000 | 28 | 432RS7W | 2CMA167190R1000 | 31 |
| 432MPR9W | 2CMA168100R1000 | 28 | 432RS9W | 2CMA167191R1000 | 31 |
| 432MVS11W | 2CMA167891R1000 | 25 | 432RU6 | 2CMA193259R1000 | 45 |
| 432MVS1W | 2CMA167892R1000 | 25 | 463BS11W | 2CMA167368R1000 | 43 |
| 432MVS1WH | 2CMA163284R1000 | 16 | 463BS1W | 2CMA167370R1000 | 43 |
| 432MVS2W | 2CMA167885R1000 | 25 | 463BS4W | 2CMA167360R1000 | 43 |
| 432MVS3W | 2CMA167886R1000 | 25 | 463BS6 | 2CMA167566R1000 | 40 |
| 432MVS4W | 2CMA167887R1000 | 25 | 463BS6W | 2CMA167362R1000 | 43 |
| 432MVS6 | 2CMA167709R1000 | 24 | 463BS7W | 2CMA167364R1000 | 43 |
| 432MVS6W | 2CMA167888R1000 | 25 | 463BS9W | 2CMA167366R1000 | 43 |
| 432MVS6WH | 2CMA163285R1000 | 16 | 463BU11W | 2CMA168118R1000 | 52 |
| 432MVS7W | 2CMA167889R1000 | 25 | 463BU1W | 2CMA168119R1000 | 52 |
| 432MVS7WH | 2CMA163286R1000 | 16 | 463BU4W | 2CMA168114R1000 | 52 |
| 432MVS9W | 2CMA167890R1000 | 25 | 463BU6 | 2CMA167234R1000 | 51 |
| 432P11W | 2CMA166530R1000 | 11 | 463BU6W | 2CMA168115R1000 | 52 |
| 432P1W | 2CMA166532R1000 | 11 | 463BU7W | 2CMA168116R1000 | 52 |
| 432P2W | 2CMA166518R1000 | 11 | 463BU9W | 2CMA168117R1000 | 52 |
| 432P3W | 2CMA166520R1000 | 11 | 463C11W | 2CMA166912R1000 | 15 |
| 432P4W | 2CMA166522R1000 | 11 | 463C1W | 2CMA166914R1000 | 15 |
| 432-P6 | 2CMA193519R1000 | 10 | 463C4W | 2CMA166904R1000 | 15 |
| 432P6W | 2CMA166524R1000 | 11 | 463C6 | 2CMA166862R1000 | 13 |
| 432P7W | 2CMA166526R1000 | 11 | 463C6W | 2CMA166906R1000 | 15 |
| 432P9W | 2CMA166528R1000 | 11 | 463C7W | 2CMA166908R1000 | 15 |
| 432RAM6 | 2CMA170044R1000 | 47 | 463C9W | 2CMA166910R1000 | 15 |
| 432RAU11W | 2CMA166988R1000 | 49 | 463MHS11W | 2CMA167908R1000 | 23 |
| 432RAU1W | 2CMA166990R1000 | 49 | 463MHS1W | 2CMA167909R1000 | 23 |
| 432RAU2W | 2CMA166976R1000 | 49 | 463MHS4W | 2CMA167904R1000 | 23 |
| 432RAU3W | 2CMA166978R1000 | 49 | 463MHS6 | 2CMA167727R1000 | 21 |
| 432RAU4W | 2CMA166980R1000 | 49 | 463MHS6W | 2CMA167905R1000 | 23 |
| 432RAU6 | 2CMA193283R1000 | 48 | 463MHS7W | 2CMA167906R1000 | 23 |

Index

Type - Order Code

| Type | Order Code | Page | Type | Order Code | Page |
|------------|-----------------|------|------------------|-----------------|------|
| 463MHS9W | 2CMA167907R1000 | 23 | 4125MM11 | 2CMA168055R1000 | 20 |
| 463MM1 | 2CMA168046R1000 | 20 | 4125MM6 | 2CMA168053R1000 | 20 |
| 463MM6 | 2CMA168042R1000 | 20 | 4125MM7 | 2CMA168054R1000 | 20 |
| 463MM7 | 2CMA168043R1000 | 20 | 4125MVS11WH | 2CMA162795R1000 | 17 |
| 463MM9 | 2CMA168044R1000 | 20 | 4125MVS1WH | 2CMA162796R1000 | 17 |
| 463MVS11WH | 2CMA162848R1000 | 17 | 4125MVS4WH | 2CMA162791R1000 | 17 |
| 463MVS1WH | 2CMA162849R1000 | 17 | 4125MVS6WH | 2CMA162792R1000 | 17 |
| 463MVS4WH | 2CMA162844R1000 | 17 | 4125MVS7WH | 2CMA162793R1000 | 17 |
| 463MVS6 | 2CMA162345R1000 | 18 | 4125MVS9WH | 2CMA162794R1000 | 17 |
| 463MVS6WH | 2CMA162845R1000 | 17 | 4125P11W | 2CMA166834R1000 | 12 |
| 463MVS7WH | 2CMA162846R1000 | 17 | 4125P1W | 2CMA166836R1000 | 12 |
| 463MVS9WH | 2CMA162847R1000 | 17 | 4125P4W | 2CMA166826R1000 | 12 |
| 463P11W | 2CMA166804R1000 | 12 | 4125P6W | 2CMA166828R1000 | 12 |
| 463P1W | 2CMA166806R1000 | 12 | 4125P7W | 2CMA166830R1000 | 12 |
| 463P4W | 2CMA166796R1000 | 12 | 4125P9W | 2CMA166832R1000 | 12 |
| 463P6 | 2CMA166764R1000 | 10 | 4125RL11W | 2CMA168539R1000 | 34 |
| 463P6W | 2CMA166798R1000 | 12 | 4125RL1W | 2CMA168540R1000 | 34 |
| 463P7W | 2CMA166800R1000 | 12 | 4125RL4W | 2CMA168535R1000 | 34 |
| 463P9W | 2CMA166802R1000 | 12 | 4125RL6W | 2CMA168536R1000 | 34 |
| 463RAU11W | 2CMA167470R1000 | 50 | 4125RL7W | 2CMA168537R1000 | 34 |
| 463RAU1W | 2CMA167472R1000 | 50 | 4125RL9W | 2CMA168538R1000 | 34 |
| 463RAU4W | 2CMA167462R1000 | 50 | 4125RS11W | 2CMA167270R1000 | 32 |
| 463RAU6 | 2CMA167430R1000 | 48 | 4125RS1W | 2CMA167272R1000 | 32 |
| 463RAU6W | 2CMA167464R1000 | 50 | 4125RS4W | 2CMA167262R1000 | 32 |
| 463RAU7W | 2CMA167466R1000 | 50 | 4125RS6W | 2CMA167264R1000 | 32 |
| 463RAU9W | 2CMA167468R1000 | 50 | 4125RS7W | 2CMA167266R1000 | 32 |
| 463RS11W | 2CMA167334R1000 | 32 | 4125RS9W | 2CMA167268R1000 | 32 |
| 463RS1W | 2CMA167336R1000 | 32 | 4125RU11W | 2CMA167145R1000 | 46 |
| 463RS4W | 2CMA167326R1000 | 32 | 4125RU1W | 2CMA167146R1000 | 46 |
| 463RS6 | 2CMA167484R1000 | 30 | 4125RU4W | 2CMA167141R1000 | 46 |
| 463RS6W | 2CMA167328R1000 | 32 | 4125RU6W | 2CMA167142R1000 | 46 |
| 463RS7W | 2CMA167330R1000 | 32 | 4125RU6W LP | 2CMA169213R1000 | 46 |
| 463RS9W | 2CMA167332R1000 | 32 | 4125RU7W | 2CMA167143R1000 | 46 |
| 463RU11W | 2CMA167402R1000 | 46 | 4125RU9W | 2CMA167144R1000 | 46 |
| 463RU1W | 2CMA167404R1000 | 46 | BPC16 | 2CMA170266R1000 | 66 |
| 463RU4W | 2CMA167394R1000 | 46 | BPC16US | 2CMA170267R1000 | 66 |
| 463RU6 | 2CMA167532R1000 | 45 | BPC32 | 2CMA170268R1000 | 66 |
| 463RU6W | 2CMA167396R1000 | 46 | Cable attachment | 2CMA178336R1000 | 67 |
| 463RU7W | 2CMA167398R1000 | 46 | CIGT 216 | 2CMA179323R1000 | 73 |
| 463RU9W | 2CMA167400R1000 | 46 | CIGT 216-10 | 2CMA179325R1000 | 73 |
| 4125BS11W | 2CMA167300R1000 | 43 | CIGT 216-12 | 2CMA179324R1000 | 73 |
| 4125BS1W | 2CMA167302R1000 | 43 | CIGT 316 | 2CMA179326R1000 | 73 |
| 4125BS4W | 2CMA167292R1000 | 43 | CIGT 316-12 | 2CMA179327R1000 | 73 |
| 4125BS6W | 2CMA167294R1000 | 43 | CIGT 316-4 | 2CMA179335R1000 | 73 |
| 4125BS7W | 2CMA167296R1000 | 43 | CLF 16-125 | 2CMA179237R1000 | 67 |
| 4125BS9W | 2CMA167298R1000 | 43 | CPT 216 | 2CMA179277R1000 | 71 |
| 4125BU11W | 2CMA167207R1000 | 52 | CPT 216-10 | 2CMA179279R1000 | 71 |
| 4125BU1W | 2CMA167208R1000 | 52 | CPT 216-12 | 2CMA179278R1000 | 71 |
| 4125BU4W | 2CMA167203R1000 | 52 | CPT 232 | 2CMA179283R1000 | 71 |
| 4125BU6W | 2CMA167204R1000 | 52 | CPT 232-10 | 2CMA179284R1000 | 71 |
| 4125BU7W | 2CMA167205R1000 | 52 | CPT 232-12 | 2CMA179296R1000 | 71 |
| 4125BU9W | 2CMA167206R1000 | 52 | CPT 316 | 2CMA179280R1000 | 71 |
| 4125C11W | 2CMA166942R1000 | 15 | CPT 316-12 | 2CMA179281R1000 | 71 |
| 4125C1W | 2CMA166944R1000 | 15 | CPT 316-4 | 2CMA179282R1000 | 71 |
| 4125C4W | 2CMA166934R1000 | 15 | CPT 332 | 2CMA179285R1000 | 71 |
| 4125C6W | 2CMA166936R1000 | 15 | CPT 332-12 | 2CMA179286R1000 | 71 |
| 4125C6W LP | 2CMA169212R1000 | 15 | CPT 332-4 | 2CMA179287R1000 | 71 |
| 4125C7W | 2CMA166938R1000 | 15 | CST 216 | 2CMA179288R1000 | 71 |
| 4125C9W | 2CMA166940R1000 | 15 | CST 216-10 | 2CMA179290R1000 | 71 |
| 4125MM1 | 2CMA168056R1000 | 20 | CST 216-12 | 2CMA179289R1000 | 71 |


Index

Type - Order Code

| Type | Order Code | Page | Type | Order Code | Page |
|--------------------|-----------------|------|-----------------------|-----------------|------|
| CST 232 | 2CMA179297R1000 | 71 | LID COMPL. 363MM6 | 2CMA181740R1000 | 69 |
| CST 232-10 | 2CMA179295R1000 | 71 | LID COMPL. 416MHS6 | 2CMA181730R1000 | 69 |
| CST 232-12 | 2CMA179306R1000 | 71 | LID COMPL. 416MM6 | 2CMA181733R1000 | 69 |
| CST 316 | 2CMA179291R1000 | 71 | LID COMPL. 432MHS6 | 2CMA181729R1000 | 69 |
| CST 316-12 | 2CMA179292R1000 | 71 | LID COMPL. 432MM6 | 2CMA181731R1000 | 69 |
| CST 316-4 | 2CMA179293R1000 | 71 | LID COMPL. 463MHS6 | 2CMA181747R1000 | 69 |
| CST 332 | 2CMA179307R1000 | 71 | LID COMPL. 463MM6 | 2CMA181741R1000 | 69 |
| CST 332-12 | 2CMA179328R1000 | 71 | M 16/1 | 2CMA179348R1000 | 60 |
| CST 332-4 | 2CMA179329R1000 | 71 | M16/2 JFB | 2CMA179349R1000 | 60 |
| CUE 416-6+R/UJP | 2CMA178301R1000 | 68 | M32/1 | 2CMA179350R1000 | 60 |
| CUED 216-6 | 2CMA178698R1000 | 39 | M32/2 JFB | 2CMA179351R1000 | 60 |
| CUED 216-6+RD216 | 2CMA178695R1000 | 39 | M63/1 | 2CMA179352R1000 | 60 |
| CUED 416-6 | 2CMA178699R1000 | 39 | M63/2 JFB | 2CMA179353R1000 | 60 |
| CUED 416-6+RD | 2CMA178696R1000 | 39 | MP16 | 2CMA168999R1000 | 55 |
| CUGT 216 | 2CMA179298R1000 | 73 | MP16/1 | 2CMA168998R1000 | 55 |
| CUGT 216-10 | 2CMA179300R1000 | 73 | MP16/1MS | 2CMA168981R1000 | 55 |
| CUGT 216-12 | 2CMA179299R1000 | 73 | MP16/3 | 2CMA168996R1000 | 55 |
| CUGT 316 | 2CMA179301R1000 | 73 | MP32 | 2CMA168994R1000 | 57 |
| CUGT 316-12 | 2CMA179302R1000 | 73 | MP32/1 | 2CMA168993R1000 | 57 |
| CUGT 316-4 | 2CMA179303R1000 | 73 | MP32/2 | 2CMA168992R1000 | 57 |
| CUIST 216 | 2CMA179313R1000 | 72 | MP32/2MS | 2CMA168983R1000 | 57 |
| CUIST 216-10 | 2CMA179315R1000 | 72 | MP32/SW1 | 2CMA168987R1000 | 59 |
| CUIST 216-12 | 2CMA179314R1000 | 72 | MP32/SW2 | 2CMA168986R1000 | 59 |
| CUIST 232 | 2CMA179319R1000 | 72 | MP63 | 2CMA168990R1000 | 58 |
| CUIST 232-10 | 2CMA179320R1000 | 72 | MPR16 | 2CMA168997R1000 | 55 |
| CUIST 232-12 | 2CMA179333R1000 | 72 | MPR16/3 | 2CMA168995R1000 | 55 |
| CUIST 316 | 2CMA179316R1000 | 72 | MPR16/3MS | 2CMA168982R1000 | 55 |
| CUIST 316-12 | 2CMA179317R1000 | 72 | MPR16MS | 2CMA168980R1000 | 55 |
| CUIST 316-4 | 2CMA179318R1000 | 72 | MPR32 | 2CMA168991R1000 | 57 |
| CUIST 332 | 2CMA179321R1000 | 72 | MPR32/1MS | 2CMA168984R1000 | 57 |
| CUIST 332-12 | 2CMA179334R1000 | 72 | MPR63 | 2CMA168989R1000 | 58 |
| CUIST 332-4 | 2CMA179322R1000 | 72 | MPR63/1 | 2CMA168988R1000 | 58 |
| CUIT 216 | 2CMA179309R1000 | 72 | MPR63/1MS | 2CMA168985R1000 | 58 |
| CUIT 216-10 | 2CMA179311R1000 | 72 | OA1G01 (NC) | 2CMA144691R1000 | 67 |
| CUIT 216-12 | 2CMA179310R1000 | 72 | OA1G10 (NO) | 2CMA144690R1000 | 67 |
| CUIT 232 | 2CMA179312R1000 | 72 | SOCKET COMPL. 216MHS6 | 2CMA181711R1000 | 69 |
| CUIT 232-10 | 2CMA179332R1000 | 72 | SOCKET COMPL. 316MHS6 | 2CMA181712R1000 | 69 |
| CUIT 232-12 | 2CMA179331R1000 | 72 | SOCKET COMPL. 316MHS7 | 2CMA181713R1000 | 69 |
| CWT-1 | 2CMA170187R1000 | 67 | SOCKET COMPL. 316MHS9 | 2CMA181714R1000 | 69 |
| CWT-2 | 2CMA144007R1000 | 67 | SOCKET COMPL. 316MM6 | 2CMA181719R1000 | 69 |
| DRI 4125-6 | 2CMA154029R1000 | 65 | SOCKET COMPL. 332MHS6 | 2CMA181710R1000 | 69 |
| DRI 432-6 | 2CMA154098R1000 | 65 | SOCKET COMPL. 332MHS7 | 2CMA181716R1000 | 69 |
| DRI 463-6 | 2CMA154099R1000 | 65 | SOCKET COMPL. 332MHS9 | 2CMA181717R1000 | 69 |
| GP 125 | 2CMA164999R1000 | 67 | SOCKET COMPL. 332MM6 | 2CMA181720R1000 | 69 |
| GP 216 | 2CMA164993R1000 | 67 | SOCKET COMPL. 363MHS6 | 2CMA181744R1000 | 69 |
| GP 232/332 | 2CMA164996R1000 | 67 | SOCKET COMPL. 363MM6 | 2CMA181742R1000 | 69 |
| GP 316 | 2CMA164994R1000 | 67 | SOCKET COMPL. 416MHS6 | 2CMA181715R1000 | 69 |
| GP 416 | 2CMA164995R1000 | 67 | SOCKET COMPL. 416MM6 | 2CMA181727R1000 | 69 |
| GP 432 | 2CMA164997R1000 | 67 | SOCKET COMPL. 432MHS6 | 2CMA181718R1000 | 69 |
| GP 63 | 2CMA164998R1000 | 67 | SOCKET COMPL. 432MM6 | 2CMA181725R1000 | 69 |
| LID COMPL. 216MHS6 | 2CMA181726R1000 | 69 | SOCKET COMPL. 463MHS6 | 2CMA181745R1000 | 69 |
| LID COMPL. 316MHS6 | 2CMA181738R1000 | 69 | SOCKET COMPL. 463MM6 | 2CMA181743R1000 | 69 |
| LID COMPL. 316MHS7 | 2CMA181728R1000 | 69 | Tightening plug | 2CMA178320R1000 | 67 |
| LID COMPL. 316MHS9 | 2CMA181735R1000 | 69 | UJ 110/2 | 2CMA178338R1000 | 68 |
| LID COMPL. 316MM6 | 2CMA181734R1000 | 69 | UJ 210/2 | 2CMA178339R1000 | 68 |
| LID COMPL. 332MHS6 | 2CMA181739R1000 | 69 | UJ 410 | 2CMA178341R1000 | 68 |
| LID COMPL. 332MHS7 | 2CMA181736R1000 | 69 | UJP | 2CMA178342R1000 | 68 |
| LID COMPL. 332MHS9 | 2CMA181737R1000 | 69 | | | |
| LID COMPL. 332MM6 | 2CMA181732R1000 | 69 | | | |
| LID COMPL. 363MHS6 | 2CMA181746R1000 | 69 | | | |

Industrial Plugs & Sockets

Application examples



Industrial Plugs & Sockets

Application examples



Industrial Plugs & Sockets

Application examples



Industrial Plugs & Sockets

Application examples



Contact us

ABB AB

Cewe

Box 1005


SE-611 29 Nyköping, Sweden

Phone: +46 155 29 50 00

Fax: +46 155 28 81 10

www.abb.com/lowvoltage

© Copyright 2013 ABB. All rights reserved.
Specification subject to change without notice.



X-ON Electronics

Largest Supplier of Electrical and Electronic Components

Click to view similar products for [abb](#) manufacturer:

Other Similar products are found below :

[TV10-516R](#) [017667013](#) [RF727](#) [2CMA100178R1000](#) [5SDD 92Z0401](#) [ESV14-BS](#) [EZS-21-250](#) [F204AC-40/0.03](#) [F204AC-40/0.1](#) [F362-25/0.03](#) [GJL1211001R0011](#) [GJL1211201R8000](#) [GJL1211501R8000](#) [GJL1213001R0017](#) [GJL1213001R0101](#) [GJL1311001R0101](#) [GJL1311001R8010](#) [GJL1311201R0001](#) [GJL1313001R0011](#) [GJL1313001R0101](#) [GJL1317201R0001](#) [AF09-30-01-11](#) [AF460-30-11-68](#) [1455](#) [EF45-30](#) [ERG297](#) [HSC2-20](#) [1SAM201904R1001](#) [1SAM350000R1003](#) [1SAZ721201R1009](#) [1SAZ721201R1014](#) [1SAZ721201R1025](#) [1SFA611101R1002](#) [1SFA611130R1103](#) [1SFA611131R1101](#) [1SFA611143R1101](#) [1SFA611202R1108](#) [1SFA611203R1108](#) [1SFA611215R1001](#) [1SFA611216R1108](#) [1SFA611285R1002](#) [1SFA611702R6006](#) [1SFA616162R1025](#) [1SFA619100R3015](#) [1SVR730020R0200](#) [IPC4111](#) [OS30FACC12](#) [OS60GJ03](#) [OVR1N160277PS](#) [OXC1L48](#)