



Catalog

Industrial Plugs & Sockets

The complete range

Contents

	Type	Page
Introduction.....		4
IEC 60309-2 (clock)		5
Product overview		
Critical & Safe.....		6
Tough & Safe		7
Easy & Safe		8
Plugs		
Splashproof.....	P	10
Watertight.....	P.W	11
Connectors		
Splashproof.....	C	13
Watertight.....	C.W	14
Switched interlocked socket outlets		
Heavy duty	MVS..WH	16
Metal enclosed.....	MM	19
Horizontal	MHS	21
Vertical.....	MVS	24
With protection	MPM, MPR, MP	26
Surface socket outlets		
Plastic enclosed.....	RS	30
For looping	RL	33
With protection	RPM, RPR, RP	35
For wall socket box.....	CUED	39
Surface inlets		
	BS	40
Panel mounted socket outlets		
Outlets minimized straight flange	R	44
Outlets unified straight flange.....	RU	45
Outlets minimized angled flange.....	RAM	47
Outlets unified angled flange	RAU	48
Panel mounted socket inlets		
Inlets straight flange	B, BU	51
Inlets angled flange.....	BAU	53
Modular combi outlet boxes		
Plastic.....	MP, MPR	55
Metal.....	M	60
Additional products & Accessories		
Adaptors.....		63
Phase sequence products.....		64
Emergency power inlet.....		65
Building site connection unit.....		66
Accessories.....		67
Spare parts.....		69
Extra low voltage		
Plugs.....	CPT	71
Connectors.....	CST	71
Sockets-outlets for panel mounting.....	CUIT, CUIST	72
Socket-outlets for surface mounting.....	CUGT	73
Inlets for surface mounting	CIGT	73
Technical data		
		74
Dimensions		
		75
Explanation of type codes		
		87
Material specifications		
		88
Index		
Order code - Type		89
Type - Order code		100

Industrial Plugs & Sockets

A perfect choice

The ABB Industrial Plugs and Sockets are a part of the comprehensive ABB program of high quality low voltages products for industries, buildings and OEM's.

ABB Cewe-Control has manufactured Industrial Plugs and Sockets for over 60 years in the factory located in Nyköping, Sweden. Long experience of developing and manufacturing plugs and sockets within ABB has resulted in a wide product range of high quality and a robust ergonomic design. Covering products up to 125 A and 690 V, all tested and approved for IEC standards.

The design and material used have continuously been improved to meet the customer's requirements, and to take the environmental aspects into consideration.

ABB Industrial Plugs and Sockets have the solution for products in industrial environments with high demands on safety, durability, reliability and cost saving for the end user.

- Safety - tested and approved by third party testing laboratories.
- Durability - materials used give a high durability in tough conditions and environments.
- Reliability - high quality contacts ensure reliability.
- Cost saving - designed for quick and easy installation.

You will find all you need in the ABB Industrial Plugs and Sockets product range. One supplier for all your needs and worldwide availability.

Perfect performance

Our Plugs and Sockets comply with the high quality standards requested when there is a demand for reliability and safety. Some are made of heavy-duty plastics (PBT), others of metal. Some have advanced features while others have a straight forward functionality. Perfect for demanding customers.

Perfect productivity

The reliability of our Plugs and Sockets will help you maintain high up-time in operations. No unscheduled or unwanted interruptions, allowing you a high degree of flexibility.

Perfect safety

Safety is also very important. By choosing ABB Plugs and Sockets you minimize the risk of short circuits. You also ensure maximum personal safety for anyone nearby or around your equipment.

Perfect for the job

Different applications and environments require different products. To make your choice of products easier, we have categorized our range into three groups. All groups have however one feature in common - Safety!



- Select Critical & Safe products for the highest safety in fixed installations.



- Select Tough & Safe products for best performance in demanding and heavy-duty applications.



- Select Easy & Safe products for adequate functionality and ergonomic design.

The structure of our main catalog is based on these three groups. Look for the three different symbols to make your choice.

ABB Industrial Plugs and Sockets – a complete offer

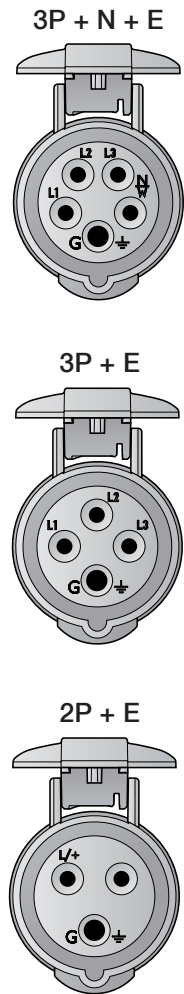
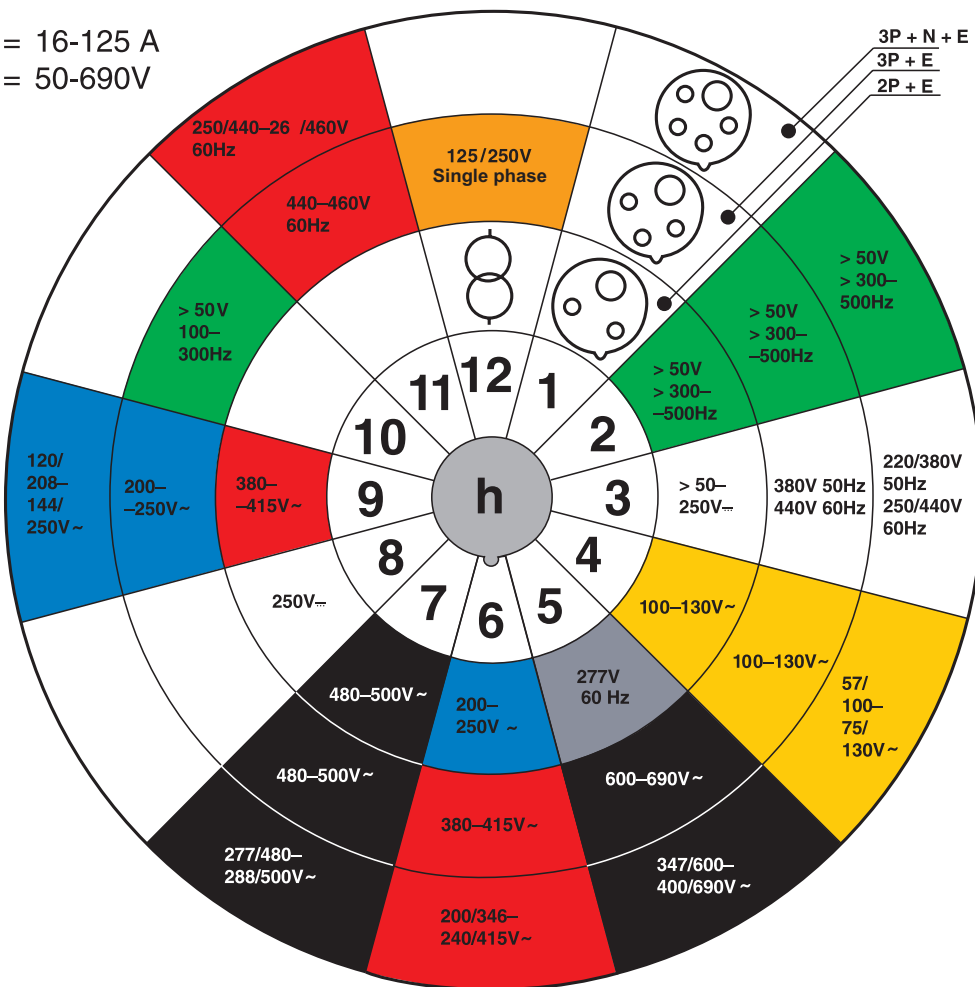
- Approved according to IEC 60 309-1, -2, -4
- Range from 16 A up to 125 A.
- IP 44 (splashproof) and IP67 (watertight).
- All contacts are self cleaning and calibrated, to maintain the accurate contact pressure, quality and performance over time.
- Plugs and Sockets for 63 and 125 A have pins and sleeves carriers in glass fiber reinforced polyamide.
- For devices in the Critical & Safe and Tough & Safe range, all external screws are made of stainless steel.
- Clear terminal markings inside and at the front of the devices.
- Switched interlocked socket-outlets for vertical or horizontal mounting.



Industrial Plugs & Sockets

IEC 60 309-2 "clock"

$I_e = 16-125 \text{ A}$
 $U_e = 50-690 \text{ V}$



Standard voltages

Color codes according to IEC60309-1, -2

Position of earthing sleeve according to IEC 60309-2 (clock)	2P+earth	3P+earth	3P+N+earth
1 All operating voltages and/or currents not stated below	Optional voltage (not stated below)	Optional voltage (not stated below)	Optional voltage (not stated below)
2 Aeronautics/airports, military	>50 V >300-500 Hz 16, 32A	>50 V >300-500 Hz 16, 32A	>50 V >300-500 Hz 16, 32A
3 3-phase only for cooling containers (standardized by ISO)	50-250 V DC	380 V 50 Hz, 440 V 60 Hz 16, 32 A	220/380 V 50 Hz, 250/440 V 60 Hz 16, 32 A
4 For example in U.K.	100-130 V 50/60 Hz	100-130 V 50/60 Hz	57/100-75/130 V 50/60 Hz
5 Wind power	277 V 60 Hz	600-690 V 50/60 Hz	647/600-400/690 V 50/60 Hz
6 Most common voltages in Western Europe	200-250 V 50/60 Hz	380-415 V 50/60 Hz	200/346-240/415 V 50/60 Hz
7 Paper mills, steel plants, ship building industry	480-500 V 50/60 Hz	480-500 V 50/60 Hz	480-500 V 50/60 Hz
8	>250 V DC	Not used	Not used
9 For example in Norway	380-415 V 50/60 Hz	200-250 V 50/60 Hz	Not used
10	Not used	>50 V >100-300 Hz	Not used
11 Mainly for marine installations	Not used	440-460 V 60 Hz	Not used
12 Supply from isolating transformer	Supply from isolating transformer	125/250 V Single phase	Not used

Product overview

Critical & Safe



Critical & Safe is the range for applications with high demands on safety, durability and performance. Perfect for applications with frequent connection / disconnection, and to use in public areas.

The housing is made of PBT or aluminum. PBT is a tough plastic material that withstands heavy-duty usage and most chemicals found in industrial environments. The aluminum housing is a mix of aluminium and silicon called Silumin, which gives an excellent protection against corrosion while being robust and tough against impact and sun light.

Features

- IP67 Watertight or IP44 Splashproof
- 16 - 125 A, 50 - 690 VAC
- IEC 60 309-2, -4
- All external screws are made of stainless steel

Application examples

- Heavy / chemical industry
- Sawmills
- Airports
- Hospitals

Type: 4125MVS6WH

Brass threaded inserts

Padlockable handle

Space for wiring and easy access for cables

Material that withstands heavy-duty usage and most chemicals found in industrial environments

Mechanically interlocked to prevent making and breaking under load

Clear terminal marking, inside and outside the box

Ground \perp


Neutral N

Phase L1, L2, L3

Cover and mounting screws made of stainless steel

Robust hinge mechanism pivots $>120^\circ$ for easy access during installation and maintenance

Pre-wired IEC receptacle accepts all manufacturer's IEC 60 309-2 plugs



Product overview

Tough & Safe



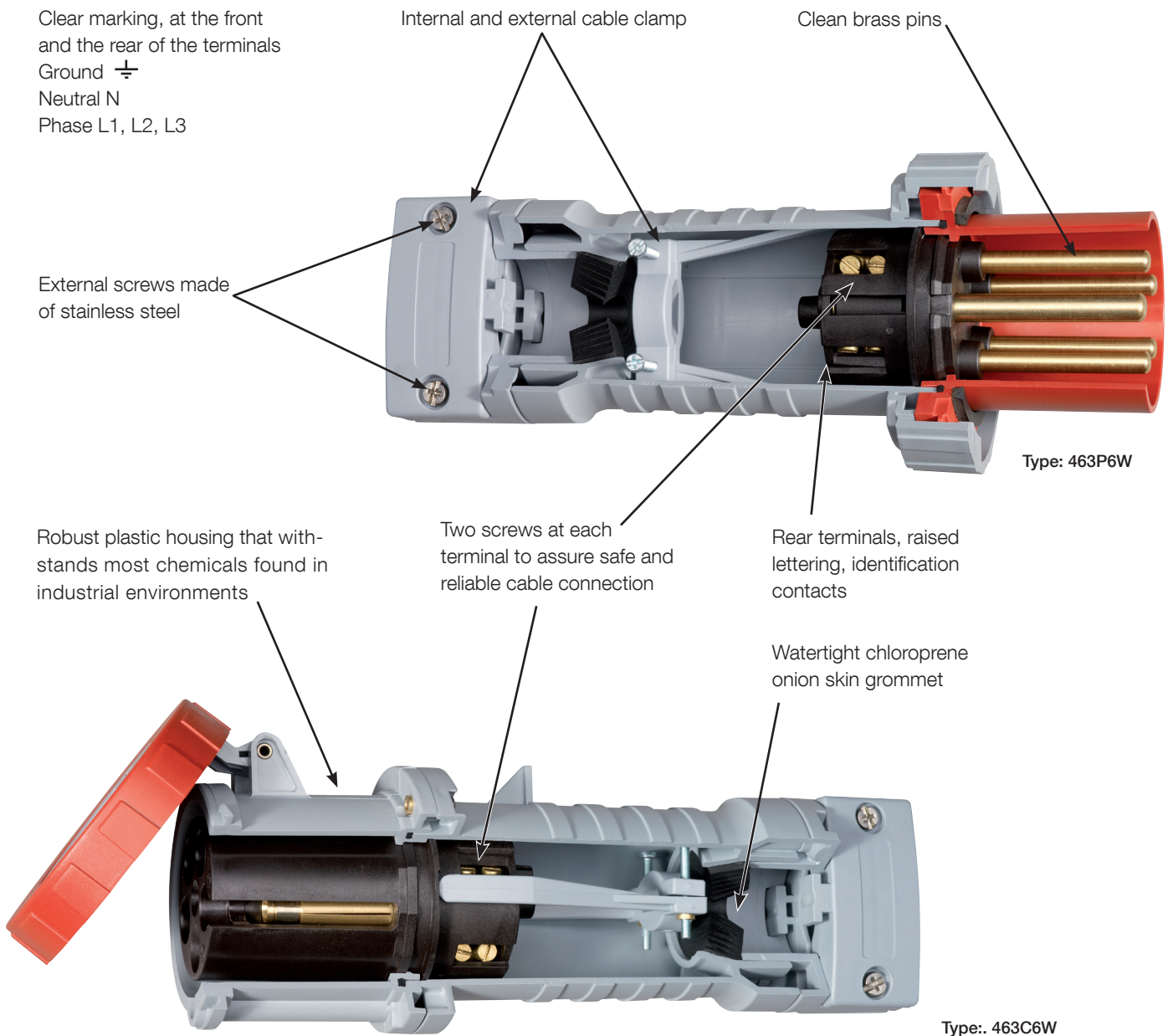
Tough & Safe is the range for applications in environments that have high demand of functionality and safety. The robust housing is made of PBT plastic. The range Tough & Safe is available as watertight (IP67, 16 - 125A) and splashproof (IP44, 63A). The devices are equipped with internal and external cable clamps. The 125A devices are equipped with two screws on each terminal.

Features

- IP67 Watertight or IP44 Splashproof
- 16 - 125 A, 50 - 690 VAC
- IEC 60 309-1, -2
- All external screws are made of stainless steel.

Application examples

- Industry / workshops
- Harbours / shipyards
- Mines
- Food & beverage



Product overview

Easy & Safe



Without saving on quality, Easy & Safe is our basic range. The products have an ergonomic design and are full of small practical features. The plugs and connectors have a natural designed grip that makes it easy to work with during connection. The combined cable clamp / cable gland, where the strain relief is created by tightening of the gland nut, has a locking mechanism that will continuously apply pressure to the cable.

The installation is easy done due to the clear terminal marking. After connecting the cables the housing is easily closed by a twist. The plastic material PA is used to provide a device that meets requirements of quality and safety.


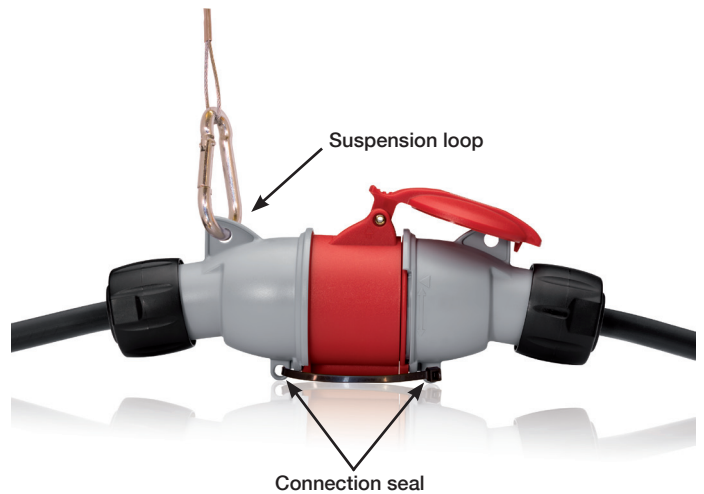
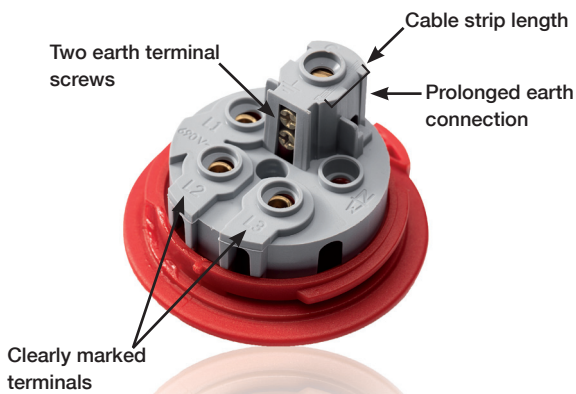
For the user, small features are included such as a sealing / locking feature to avoid accidental disconnection of for example a PA system. A suspension function that enables the user to hang the connector/plug that is not used on the wall or connect to a flexible wire in the ceiling (drop feed).

Features

- IP44 Splashproof
- 16 - 32 A
- PA6 plastic material
- IEC 60 309-1, -2
- Superior grip
- Compact design

Application examples

- Light industry
- Construction sites
- Farms
- General equipment



Combination of hard and soft plastic material - both flexible and hard



Cable gland tightening torque



Product overview



Switched Interlocked Socket outlets, horizontal - Page 21



16A 32A 63A

Switched Interlocked Socket outlets, metal enclosed - Page 19



16 - 32A 63A 125A

Switched Interlocked Socket outlets, heavy duty - Page 16



16 - 32A 63 - 125A



Plugs - Page 10



16A 32A 63A 63A 125A

Connectors - Page 13



16A 32A 63A 63A 125A



Plugs - Page 10



16A 32A

Connectors - Page 13



16A 32A

Surface socket-outlets - Page 30



16A 32A

Surface inlets - Page 40



16A 32A

Panel mounted socket outlets
Page 44



16 - 32A 16 - 32A

Panel mounted socket inlets
Page 51



16A 16 - 32A

Plugs



16 A, IP44 Splashproof

Plastic Enclosure (PA)

Cable entry with compression gland. Cable area 1 - 2.5 mm²



Terminals/ Poles	Color code	Voltage V	Frequency Hz	Type	Order Code	Pack qty	Weight kg/ea
2P+E							
3	Grey		AC	216-P1 *	2CMA193535R1000	10	0.11
3	Yellow	100-130	50 and 60	216-P4 *	2CMA193500R1000	10	0.11
3	Blue	200-250	50 and 60	216-P6 *	2CMA193501R1000	10	0.11
3	Red	380-415	50 and 60	216-P9 *	2CMA193502R1000	10	0.11
3	Grey	transf	50 and 60	216-P12 *	2CMA193503R1000	10	0.11
3P+E							
4	Yellow	100-130	50 and 60	316-P4 *	2CMA193504R1000	10	0.16
4	Black	600-690	50 and 60	316-P5 *	2CMA193505R1000	10	0.16
4	Red	380-415	50 and 60	316-P6 *	2CMA193506R1000	10	0.16
4	Black	480-500	50 and 60	316-P7 *	2CMA193507R1000	10	0.16
4	Blue	200-250	50 and 60	316-P9 *	2CMA193508R1000	10	0.16
4	Red	440-460	60	316-P11 *	2CMA193509R1000	10	0.16
3P+N+E							
5	Grey		AC	416-P1 *	2CMA193510R1000	10	0.17
5	Grey	220/250	50/60	416-P3	2CMA193536R1000	10	0.17
5	Red	346-415	50 and 60	416-P6 *	2CMA193511R1000	10	0.17



32 A, IP44 Splashproof

Plastic Enclosure (PA)

Cable entry with compression gland. Cable area 2.5 - 6 mm²



Terminals/ Poles	Color code	Voltage V	Frequency Hz	Type	Order Code	Pack qty	Weight kg/ea
2P+E							
3	Yellow	100-130	50 and 60	232-P4 *	2CMA193512R1000	10	0.20
3	Blue	200-250	50 and 60	232-P6 *	2CMA193513R1000	10	0.20
3P+E							
4	Grey	380/440	50/60	332-P3	2CMA193537R1000	10	0.22
4	Black	600-690	50 and 60	332-P5	2CMA193514R1000	10	0.22
4	Red	380-415	50 and 60	332-P6 *	2CMA193515R1000	10	0.22
4	Black	480-500	50 and 60	332-P7 *	2CMA193516R1000	10	0.22
4	Blue	200-250	50 and 60	332-P9 *	2CMA193517R1000	10	0.22
4	Red	440-460	60	332-P11 *	2CMA193518R1000	10	0.22
3P+N+E							
5	Red	346-415	50 and 60	432-P6 *	2CMA193519R1000	10	0.23



63 A, IP44 Splashproof

Plastic Enclosure (PBT)

Cable entry with membrane. Cable area 4 - 16 mm²



Terminals/ Poles	Color code	Voltage V	Frequency Hz	Type	Order Code	Pack qty	Weight kg/ea
2P+E							
3	Yellow	100-130	50 and 60	263P4	2CMA166740R1000	1	0.60
3	Blue	200-250	50 and 60	263P6 *	2CMA166742R1000	1	0.60
3P+E							
4	Black	600-690	50 and 60	363P5	2CMA166750R1000	1	0.70
4	Red	380-415	50 and 60	363P6 *	2CMA166752R1000	1	0.70
4	Black	480-500	50 and 60	363P7 *	2CMA166754R1000	1	0.70
4	Blue	200-250	50 and 60	363P9	2CMA166756R1000	1	0.70
3P+N+E							
5	Red	346-415	50 and 60	463P6 *	2CMA166764R1000	1	0.75

*) Indicates standard product.

- Accessoriespage 62
- Technical data.....page 74
- Dimensions.....page 75

Plugs



16 A, IP 67 Watertight

Plastic Enclosure (PBT)

Cable entry with compression gland. Cable area 1 - 2.5 mm²



Terminals/ Poles	Color code	Voltage V	Frequency Hz	Type	Order Code	Pack	Weight kg/ea
2P+E							
3	Grey		AC	216P1W	2CMA166466R1000	1	0.18
3	Grey	>50-250	DC	216P3W	2CMA166456R1000	1	0.18
3	Yellow	100-130	50 and 60	216P4W *	2CMA166458R1000	1	0.18
3	Blue	200-250	50 and 60	216P6W *	2CMA166460R1000	1	0.18
3	Red	380-415	50 and 60	216P9W	2CMA166462R1000	1	0.18
3	Grey	transf	50 and 60	216P12W	2CMA166464R1000	1	0.18
3P+E							
4	Grey		AC	316P1W	2CMA166486R1000	1	0.24
4	Green	>50	>300-500	316P2W	2CMA166468R1000	1	0.24
4	Grey	380/440	50/60	316P3W	2CMA166470R1000	1	0.24
4	Yellow	100-130	50 and 60	316P4W	2CMA166472R1000	1	0.24
4	Black	600-690	50 and 60	316P5W *	2CMA166474R1000	1	0.24
4	Red	380-415	50 and 60	316P6W *	2CMA166476R1000	1	0.24
4	Black	480-500	50 and 60	316P7W	2CMA166478R1000	1	0.24
4	Blue	200-250	50 and 60	316P9W	2CMA166480R1000	1	0.24
4	Green	>50	100-300	316P10W	2CMA166482R1000	1	0.24
4	Red	440-460	60	316P11W	2CMA166484R1000	1	0.24
3P+N+E							
5	Grey		AC	416P1W	2CMA166502R1000	1	0.26
5	Green	>50	>300-500	416P2W	2CMA166488R1000	1	0.26
5	Yellow	100-130	50 and 60	416P4W	2CMA166492R1000	1	0.26
5	Red	346-415	50 and 60	416P6W *	2CMA166494R1000	1	0.26
5	Black	480-500	50 and 60	416P7W	2CMA166496R1000	1	0.26
5	Blue	208-250	50 and 60	416P9W	2CMA166498R1000	1	0.26
5	Red	440-460	60	416P11W	2CMA166500R1000	1	0.26



32 A, IP 67 Watertight

Plastic Enclosure (PBT)

Cable entry with compression gland. Cable area 2.5 - 6 mm²



Terminals/ Poles	Color Code	Voltage V	Frequency Hz	Type	Order Code	Pack	Weight kg/ea
2P+E							
3	Grey		AC	232P1W	2CMA166728R1000	1	0.28
3	Yellow	100-130	50 and 60	232P4W	2CMA166504R1000	1	0.28
3	Blue	200-250	50 and 60	232P6W *	2CMA166722R1000	1	0.28
3	Red	380-415	50 and 60	232P9W	2CMA166724R1000	1	0.28
3	Grey	transf	50 and 60	232P12W	2CMA166726R1000	1	0.28
3P+E							
4	Grey		AC	332P1W	2CMA166516R1000	1	0.30
4	Green	>50	>300-500	332P2W	2CMA166730R1000	1	0.30
4	Grey	380/440	50/60	332P3W	2CMA166732R1000	1	0.30
4	Yellow	100-130	50 and 60	332P4W	2CMA166734R1000	1	0.30
4	Black	600-690	50 and 60	332P5W	2CMA166736R1000	1	0.30
4	Red	380-415	50 and 60	332P6W *	2CMA166738R1000	1	0.30
4	Black	480-500	50 and 60	332P7W	2CMA166506R1000	1	0.30
4	Blue	200-250	50 and 60	332P9W	2CMA166508R1000	1	0.30
4	Green	>50	100-300	332P10W	2CMA166510R1000	1	0.30
4	Red	440-460	60	332P11W	2CMA166513R1000	1	0.30
3P+N+E							
5	Grey		AC	432P1W	2CMA166532R1000	1	0.32
5	Green	>50	>300-500	432P2W	2CMA166518R1000	1	0.32
5	Grey	380/440	50/60	432P3W	2CMA166520R1000	1	0.32
5	Yellow	100-130	50 and 60	432P4W	2CMA166522R1000	1	0.32
5	Red	346-415	50 and 60	432P6W *	2CMA166524R1000	1	0.32
5	Black	480-500	50 and 60	432P7W	2CMA166526R1000	1	0.32
5	Blue	208-250	50 and 60	432P9W	2CMA166528R1000	1	0.32
5	Red	440-460	60	432P11W	2CMA166530R1000	1	0.32

*) Indicates standard product.

- Accessories page 62
- Technical data page 74
- Dimensions page 75

Plugs



63 A, IP 67 Watertight

Plastic Enclosure (PBT)

Cable entry with compression gland, internal and external cable clamp.

Cable area 4 - 16 mm²



Terminals/ Poles	Color code	Voltage V	Frequency Hz	Type	Order Code	Pack	Weight kg/ea
2P+E							
3	Grey		AC	263P1W	2CMA166780R1000	1	0.95
3	Yellow	100-130	50 and 60	263P4W	2CMA166774R1000	1	0.95
3	Blue	200-250	50 and 60	263P6W	2CMA166776R1000	1	0.95
3	Red	380-415	50 and 60	263P9W	2CMA166778R1000	1	0.95
3P+E							
4	Grey		AC	363P1W	2CMA166794R1000	1	1.05
4	Yellow	100-130	50 and 60	363P4W	2CMA166782R1000	1	1.05
4	Black	600-690	50 and 60	363P5W	2CMA166784R1000	1	1.05
4	Red	380-415	50 and 60	363P6W *	2CMA166786R1000	1	1.05
4	Black	480-500	50 and 60	363P7W	2CMA166788R1000	1	1.05
4	Blue	200-250	50 and 60	363P9W	2CMA166790R1000	1	1.05
4	Red	440-460	60	363P11W	2CMA166792R1000	1	1.05
3P+N+E							
5	Grey		AC	463P1W	2CMA166806R1000	1	1.15
5	Yellow	100-130	50 and 60	463P4W	2CMA166796R1000	1	1.15
5	Red	346-415	50 and 60	463P6W *	2CMA166798R1000	1	1.15
5	Black	480-500	50 and 60	463P7W	2CMA166800R1000	1	1.15
5	Blue	208-250	50 and 60	463P9W	2CMA166802R1000	1	1.15
5	Red	440-460	60	463P11W	2CMA166804R1000	1	1.15



125 A, IP 67 Watertight

Plastic Enclosure (PBT)

Cable entry with compression gland, internal and external cable clamp.

Cable area 16 - 50 mm²



Terminals/ Poles	Color Code	Voltage V	Frequency Hz	Type	Order Code	Pack	Weight kg/ea
2P+E							
3	Grey		AC	2125P1W	2CMA166812R1000	1	1.32
3	Yellow	100-130	50 and 60	2125P4W	2CMA166808R1000	1	1.32
3	Blue	200-250	50 and 60	2125P6W	2CMA166810R1000	1	1.32
3P+E							
4	Grey		AC	3125P1W	2CMA166824R1000	1	1.43
4	Yellow	100-130	50 and 60	3125P4W	2CMA166814R1000	1	1.43
4	Black	600-690	50 and 60	3125P5W	2CMA166815R1000	1	1.43
4	Red	380-415	50 and 60	3125P6W *	2CMA166816R1000	1	1.43
4	Black	480-500	50 and 60	3125P7W	2CMA166818R1000	1	1.43
4	Blue	200-250	50 and 60	3125P9W	2CMA166820R1000	1	1.43
4	Red	440-460	60	3125P11W	2CMA166822R1000	1	1.43
3P+N+E							
5	Grey		AC	4125P1W	2CMA166836R1000	1	1.54
5	Yellow	100-130	50 and 60	4125P4W	2CMA166826R1000	1	1.54
5	Red	346-415	50 and 60	4125P6W *	2CMA166828R1000	1	1.54
5	Black	480-500	50 and 60	4125P7W	2CMA166830R1000	1	1.54
5	Blue	208-250	50 and 60	4125P9W	2CMA166832R1000	1	1.54
5	Red	440-460	60	4125P11W	2CMA166834R1000	1	1.54

*) Indicates standard product.

- Accessoriespage 62
- Technical data.....page 74
- Dimensions.....page 75

Connectors



16 A, IP44 Splashproof Plastic Enclosure (PA)

Cable entry with compression gland. Cable area 1 - 2.5 mm²



Terminals/ Poles	Color code	Voltage V	Frequency Hz	Type	Order Code	Pack qty	Weight kg/ea
2P+E							
3	Yellow	100-130	50 and 60	216-C4 *	2CMA193520R1000	10	0.16
3	Blue	200-250	50 and 60	216-C6 *	2CMA193521R1000	10	0.16
3P+E							
4	Yellow	100-130	50 and 60	316-C4 *	2CMA193522R1000	10	0.21
4	Red	380-415	50 and 60	316-C6 *	2CMA193523R1000	10	0.21
4	Black	480-500	50 and 60	316-C7 *	2CMA193524R1000	10	0.21
4	Blue	200-250	50 and 60	316-C9 *	2CMA193525R1000	10	0.21
3P+N+E							
5	Red	346-415	50 and 60	416-C6 *	2CMA193526R1000	10	0.23



32 A, IP44 Splashproof Plastic Enclosure (PA)

Cable entry with compression gland. Cable area 2.5 - 6 mm²



Terminals/ Poles	Color code	Voltage V	Frequency Hz	Type	Order Code	Pack qty	Weight kg/ea
2P+E							
3	Yellow	100-130	50 and 60	232-C4	2CMA193527R1000	10	0.26
3	Blue	200-250	50 and 60	232-C6 *	2CMA193528R1000	10	0.26
3P+E							
4	Grey	380/440	50/60	332-C3	2CMA193538R1000	10	0.27
4	Black	600-690	50 and 60	332-C5	2CMA193533R1000	10	0.27
4	Red	380-415	50 and 60	332-C6 *	2CMA193529R1000	10	0.27
4	Black	480-500	50 and 60	332-C7 *	2CMA193534R1000	10	0.27
4	Blue	200-250	50 and 60	332-C9 *	2CMA193530R1000	10	0.27
3P+N+E							
5	Red	346-415	50 and 60	432-C6 *	2CMA193531R1000	10	0.30
5	Black	480-500	50 and 60	432-C7	2CMA193532R1000	10	0.30



63 A, IP 44 Splashproof Plastic Enclosure (PBT)

Cable entry with membrane. Cable area 4 - 16 mm²



Terminals/ Poles	Color code	Voltage V	Frequency Hz	Type	Order Code	Pack	Weight kg/ea
2P+E							
3	Yellow	100-130	50 and 60	263C4	2CMA166838R1000	1	0.80
3	Blue	200-250	50 and 60	263C6	2CMA166840R1000	1	0.80
3P+E							
4	Black	600-690	50 and 60	363C5	2CMA166848R1000	1	0.83
4	Red	380-415	50 and 60	363C6 *	2CMA166850R1000	1	0.83
4	Black	480-500	50 and 60	363C7 *	2CMA166852R1000	1	0.83
4	Blue	200-250	50 and 60	363C9	2CMA166854R1000	1	0.83
3P+N+E							
5	Red	346-415	50 and 60	463C6 *	2CMA166862R1000	1	0.88

*) Indicates standard product.

- Accessories page 62
- Technical data page 74
- Dimensions page 75

Connectors



16 A, IP 67 Watertight

Plastic Enclosure (PBT)

Cable entry with compression gland. Cable area 1 - 2.5 mm²



Terminals/ Poles	Color code	Voltage V	Frequency Hz	Type	Order Code	Pack	Weight kg/ea
2P+E							
3	Grey		AC	216C1W	2CMA166544R1000	1	0.22
3	Grey	>50-250	DC	216C3W	2CMA166534R1000	1	0.22
3	Yellow	100-130	50 and 60	216C4W	2CMA166536R1000	1	0.22
3	Blue	200-250	50 and 60	216C6W *	2CMA166538R1000	1	0.22
3	Red	380-415	50 and 60	216C9W	2CMA166540R1000	1	0.22
3	Grey	transf	50 and 60	216C12W	2CMA166542R1000	1	0.22

3P+E

4	Grey		AC	316C1W	2CMA166564R1000	1	0.31
4	Green	>50	>300-500	316C2W	2CMA166546R1000	1	0.31
4	Grey	380/440	50/60	316C3W	2CMA166548R1000	1	0.31
4	Yellow	100-130	50 and 60	316C4W	2CMA166550R1000	1	0.31
4	Black	600-690	50 and 60	316C5W	2CMA166552R1000	1	0.31
4	Red	380-415	50 and 60	316C6W *	2CMA166554R1000	1	0.31
4	Black	480-500	50 and 60	316C7W	2CMA166556R1000	1	0.31
4	Blue	200-250	50 and 60	316C9W	2CMA166558R1000	1	0.31
4	Green	>50	100-300	316C10W	2CMA166560R1000	1	0.31
4	Red	440-460	60	316C11W	2CMA166562R1000	1	0.31

3P+N+E

5	Grey		AC	416C1W	2CMA166580R1000	1	0.32
5	Green	>50	>300-500	416C2W	2CMA166566R1000	1	0.32
5	Grey	380/440	50/60	416C3W	2CMA166568R1000	1	0.32
5	Yellow	100-130	50 and 60	416C4W	2CMA166570R1000	1	0.32
5	Red	346-415	50 and 60	416C6W *	2CMA166572R1000	1	0.32
5	Black	480-500	50 and 60	416C7W	2CMA166574R1000	1	0.32
5	Blue	208-250	50 and 60	416C9W	2CMA166576R1000	1	0.32
5	Red	440-460	60	416C11W	2CMA166578R1000	1	0.32



32 A, IP 67 Watertight

Plastic Enclosure (PBT)

Cable entry with compression gland. Cable area 2.5 - 6 mm²



Terminals/ Poles	Color Code	Voltage V	Frequency Hz	Type	Order Code	Pack	Weight kg/ea
2P+E							
3	Grey		AC	232C1W	2CMA166590R1000	1	0.35
3	Yellow	100-130	50 and 60	232C4W	2CMA166582R1000	1	0.35
3	Blue	200-250	50 and 60	232C6W *	2CMA166584R1000	1	0.35
3	Red	380-415	50 and 60	232C9W	2CMA166586R1000	1	0.35
3	Grey	transf	50 and 60	232C12W	2CMA166588R1000	1	0.35

3P+E

4	Grey		AC	332C1W	2CMA166592R1000	1	0.38
4	Green	>50	>300-500	332C2W	2CMA166596R1000	1	0.38
4	Grey	380/440	50/60	332C3W	2CMA166598R1000	1	0.38
4	Yellow	100-130	50 and 60	332C4W	2CMA166600R1000	1	0.38
4	Black	600-690	50 and 60	332C5W	2CMA166602R1000	1	0.38
4	Red	380-415	50 and 60	332C6W *	2CMA166604R1000	1	0.38
4	Black	480-500	50 and 60	332C7W	2CMA166606R1000	1	0.38
4	Blue	200-250	50 and 60	332C9W	2CMA166608R1000	1	0.38
4	Green	>50	100-300	332C10W	2CMA166610R1000	1	0.38
4	Red	440-460	60	332C11W	2CMA166594R1000	1	0.38

3P+N+E

5	Grey		AC	432C1W	2CMA166526R1000	1	0.41
5	Green	>50	>300-500	432C2W	2CMA166612R1000	1	0.41
5	Grey	380/440	50/60	432C3W	2CMA166614R1000	1	0.41
5	Yellow	100-130	50 and 60	432C4W	2CMA166616R1000	1	0.41
5	Red	346-415	50 and 60	432C6W *	2CMA166618R1000	1	0.41
5	Black	480-500	50 and 60	432C7W	2CMA166620R1000	1	0.41
5	Blue	208-250	50 and 60	432C9W	2CMA166622R1000	1	0.41
5	Red	440-460	60	432C11W	2CMA166624R1000	1	0.41

*) Indicates standard product.

- Accessoriespage 62
- Technical data.....page 74
- Dimensions.....page 75

Connectors



63 A, IP 67 Watertight

Plastic Enclosure (PBT). Cable entry with compression gland.
Internal and external cable clamp. Cable area 4 - 16 mm²



Terminals/ Poles	Color code	Voltage V	Frequency Hz	Type	Order Code	Pack	Weight kg/ea
2P+E							
3	Grey		AC	263C1W	2CMA166878R1000	1	0.80
3	Yellow	100-130	50 and 60	263C4W	2CMA166872R1000	1	0.80
3	Blue	200-250	50 and 60	263C6W	2CMA166874R1000	1	0.80
3	Red	380-415	50 and 60	263C9W	2CMA166876R1000	1	0.80
3P+E							
4	Grey		AC	363C1W	2CMA166902R1000	1	0.83
4	Yellow	100-130	50 and 60	363C4W	2CMA166890R1000	1	0.83
4	Black	600-690	50 and 60	363C5W	2CMA166892R1000	1	0.83
4	Red	380-415	50 and 60	363C6W *	2CMA166894R1000	1	0.83
4	Black	480-500	50 and 60	363C7W	2CMA166896R1000	1	0.83
4	Blue	200-250	50 and 60	363C9W	2CMA166898R1000	1	0.83
4	Red	440-460	60	363C11W	2CMA166900R1000	1	0.83
3P+N+E							
5	Grey		AC	463C1W	2CMA166914R1000	1	0.88
5	Yellow	100-130	50 and 60	463C4W	2CMA166904R1000	1	0.88
5	Red	346-415	50 and 60	463C6W *	2CMA166906R1000	1	0.88
5	Black	480-500	50 and 60	463C7W	2CMA166908R1000	1	0.88
5	Blue	208-250	50 and 60	463C9W	2CMA166910R1000	1	0.88
5	Red	440-460	60	463C11W	2CMA166912R1000	1	0.88



125 A, IP 67 Watertight

Plastic Enclosure (PBT). Cable entry with compression gland. Internal and external
cable clamp. LP types with long phase sleeves and pilot sleeve. Cable area 16-50 mm²



Terminals/ Poles	Color Code	Voltage V	Frequency Hz	Type	Order Code	Pack	Weight kg/ea
2P+E							
3	Grey		AC	2125C1W	2CMA166920R1000	1	1.37
3	Yellow	100-130	50 and 60	2125C4W	2CMA166916R1000	1	1.37
3	Blue	200-250	50 and 60	2125C6W	2CMA166918R1000	1	1.37
3P+E							
4	Grey		AC	3125C1W	2CMA166932R1000	1	1.41
4	Yellow	100-130	50 and 60	3125C4W	2CMA166922R1000	1	1.41
4	Black	600-690	50 and 60	3125C5W	2CMA166923R1000	1	1.41
4	Red	380-415	50 and 60	3125C6W *	2CMA166924R1000	1	1.41
4	Red	380-415	50 and 60	3125C6W LP	2CMA169211R1000	1	1.41
4	Black	480-500	50 and 60	3125C7W	2CMA166926R1000	1	1.41
4	Blue	200-250	50 and 60	3125C9W *	2CMA166928R1000	1	1.41
4	Red	440-460	60	3125C11W	2CMA166930R1000	1	1.41
3P+N+E							
5	Grey		AC	4125C1W	2CMA166944R1000	1	1.53
5	Yellow	100-130	50 and 60	4125C4W	2CMA166934R1000	1	1.53
5	Red	346-415	50 and 60	4125C6W *	2CMA166936R1000	1	1.53
5	Red	346-415	50 and 60	4125C6W LP	2CMA169212R1000	1	1.53
5	Black	480-500	50 and 60	4125C7W	2CMA166938R1000	1	1.53
5	Blue	208-250	50 and 60	4125C9W	2CMA166940R1000	1	1.53
5	Red	440-460	60	4125C11W	2CMA166942R1000	1	1.53

*) Indicates standard product.

- Accessories page 62
- Technical data page 74
- Dimensions page 75

Switched interlocked socket outlets

Heavy duty



16 A, IP 67 Watertight

Plastic Enclosure (PBT). Cable entry with knock-outs

Ø 25 + 32 mm on top and drill marks on bottom. Cable area 1.5 - 4 mm²



Terminals/ Poles	Color code	Voltage V	Frequency Hz	Type	Order Code	Pack	Weight kg/ea
2P+E							
3	Grey		AC	216MVS1WH	2CMA163255R1000	1	1.75
3	Yellow	100-130	50 and 60	216MVS4WH	2CMA163256R1000	1	1.75
3	Blue	200-250	50 and 60	216MVS6WH	2CMA163257R1000	1	1.75
3	Red	380-415	50 and 60	216MVS9WH	2CMA163258R1000	1	1.75
3	Grey	transf	50 and 60	216MVS12WH	2CMA163259R1000	1	1.75
3P+E							
4	Grey		AC	316MVS1WH	2CMA163261R1000	1	1.79
4	Yellow	100-130	50 and 60	316MVS4WH	2CMA163262R1000	1	1.79
4	Black	600-690	50 and 60	316MVS5WH	2CMA163263R1000	1	1.79
4	Red	380-415	50 and 60	316MVS6WH	2CMA163264R1000	1	1.79
4	Black	480-500	50 and 60	316MVS7WH	2CMA163265R1000	1	1.79
4	Blue	200-250	50 and 60	316MVS9WH	2CMA163266R1000	1	1.79
4	Green	>50	100-300	316MVS10WH	2CMA163267R1000	1	1.79
4	Red	440-460	60	316MVS11WH	2CMA163268R1000	1	1.79
3P+N+E							
5	Grey		AC	416MVS1WH	2CMA163270R1000	1	1.83
5	Green	>50	>300-500	416MVS2WH	2CMA163271R1000	1	1.83
5	Red	346-415	50 and 60	416MVS6WH	2CMA163272R1000	1	1.83
5	Blue	208-250	50 and 60	416MVS9WH	2CMA163273R1000	1	1.83



32 A, IP 67 Watertight

Plastic Enclosure (PBT). Cable entry with knock-outs

Ø 25 + 32 mm on top and drill marks on bottom. Cable area 2.5 - 10 mm²



Terminals/ Poles	Color Code	Voltage V	Frequency Hz	Type	Order Code	Pack	Weight kg/ea
2P+E							
3	Grey		AC	232MVS1WH	2CMA163275R1000	1	1.87
3	Blue	200-250	50 and 60	232MVS6WH	2CMA163276R1000	1	1.87
3P+E							
4	Grey		AC	332MVS1WH	2CMA163277R1000	1	1.91
4	Black	600-690	50 and 60	332MVS5WH	2CMA163278R1000	1	1.91
4	Red	380-415	50 and 60	332MVS6WH	2CMA163279R1000	1	1.91
4	Black	480-500	50 and 60	332MVS7WH	2CMA163280R1000	1	1.91
4	Blue	200-250	50 and 60	332MVS9WH	2CMA163281R1000	1	1.91
3P+N+E							
5	Grey		AC	432MVS1WH	2CMA163284R1000	1	1.95
5	Red	346-415	50 and 60	432MVS6WH	2CMA163285R1000	1	1.95
5	Black	480-500	50 and 60	432MVS7WH	2CMA163286R1000	1	1.95

- The switch handle is padlockable (5-8 mm shackle).
- The switch insert can be equipped with an auxiliary contact (see page 67).

- Accessoriespage 62
- Technical data.....page 74
- Dimensions.....page 78

Switched interlocked socket outlets

Heavy duty



63 A, IP 67 Watertight

Plastic Enclosure (PBT). Cable entry with knock-outs
 Ø 40 + 50 mm on top and drill marks on bottom. Cable area 6 - 25 mm²



Terminals/ Poles	Color code	Voltage V	Frequency Hz	Type	Order Code	Pack	Weight kg/ea
2P+E							
3	Grey		AC	263MVS1WH	2CMA162831R1000	1	3.50
3	Yellow	100-130	50 and 60	263MVS4WH	2CMA162827R1000	1	3.50
3	Blue	200-250	50 and 60	263MVS6WH	2CMA162828R1000	1	3.50
3	Red	380-415	50 and 60	263MVS9WH	2CMA162829R1000	1	3.50
3P+E							
4	Grey		AC	363MVS1WH	2CMA162841R1000	1	3.50
4	Yellow	100-130	50 and 60	363MVS4WH	2CMA162834R1000	1	3.50
4	Black	600-690	50 and 60	363MVS5WH	2CMA162835R1000	1	3.50
4	Red	380-415	50 and 60	363MVS6WH	2CMA162836R1000	1	3.50
4	Black	480-500	50 and 60	363MVS7WH	2CMA162837R1000	1	3.50
4	Blue	200-250	50 and 60	363MVS9WH	2CMA162838R1000	1	3.50
4	Red	440-460	60	363MVS11WH	2CMA162840R1000	1	3.50
3P+N+E							
5	Grey		AC	463MVS1WH	2CMA162849R1000	1	3.60
5	Yellow	100-130	50 and 60	463MVS4WH	2CMA162844R1000	1	3.60
5	Red	346-415	50 and 60	463MVS6WH	2CMA162845R1000	1	3.60
5	Black	480-500	50 and 60	463MVS7WH	2CMA162846R1000	1	3.60
5	Blue	208-250	50 and 60	463MVS9WH	2CMA162847R1000	1	3.60
5	Red	440-460	60	463MVS11WH	2CMA162848R1000	1	3.60



125 A, IP 67 Watertight

Plastic Enclosure (PBT). Cable entry with knock-outs Ø40+50 mm on top and drill marks on bottom. Long phase sleeves and pilot sleeve. Cable area 16 - 70 mm²



Terminals/ Poles	Color Code	Voltage V	Frequency Hz	Type	Order Code	Pack	Weight kg/ea
2P+E							
3	Grey		AC	2125MVS1WH	2CMA162740R1000	1	4.40
3	Yellow	100-130	50 and 60	2125MVS4WH	2CMA162738R1000	1	4.40
3	Blue	200-250	50 and 60	2125MVS6WH *	2CMA162739R1000	1	4.40
3P+E							
4	Grey		AC	3125MVS1WH	2CMA162746R1000	1	4.40
4	Yellow	100-130	50 and 60	3125MVS4WH	2CMA162741R1000	1	4.40
4	Red	380-415	50 and 60	3125MVS6WH	2CMA162742R1000	1	4.40
4	Black	480-500	50 and 60	3125MVS7WH	2CMA162743R1000	1	4.40
4	Blue	200-250	50 and 60	3125MVS9WH	2CMA162744R1000	1	4.40
4	Red	440-460	60	3125MVS11WH	2CMA162745R1000	1	4.40
3P+N+E							
5	Grey		AC	4125MVS1WH	2CMA162796R1000	1	4.50
5	Yellow	100-130	50 and 60	4125MVS4WH	2CMA162791R1000	1	4.50
5	Red	346-415	50 and 60	4125MVS6WH *	2CMA162792R1000	1	4.50
5	Black	480-500	50 and 60	4125MVS7WH	2CMA162793R1000	1	4.50
5	Blue	208-250	50 and 60	4125MVS9WH	2CMA162794R1000	1	4.50
5	Red	440-460	60	4125MVS11WH	2CMA162795R1000	1	4.50

*) Indicates standard product.
 - The switch handle is padlockable (5-8 mm shackle).
 - The switch insert can be equipped with an auxiliary contact (see page 67).

- Accessories page 62
- Technical data page 74
- Dimensions page 78

Switched interlocked socket outlets

Heavy duty



63 A, IP 44

Plastic Enclosure (PBT). Cable entry with knock-outs Ø 40 + 50 mm on top and drill marks on bottom. Cable area 6 - 25 mm²



Terminals/ Poles	Color code	Voltage V	Frequency Hz	Type	Order Code	Pack	Weight kg/ea
2P+E							
3	Yellow	100-130	50 and 60	263MVS4	2CMA162327R1000	1	3.50
3	Blue	200-250	50 and 60	263MVS6	2CMA162328R1000	1	3.50
3P+E							
4	Black	600-690	50 and 60	363MVS5	2CMA162335R1000	1	3.50
4	Red	380-415	50 and 60	363MVS6	2CMA162336R1000	1	3.50
4	Black	480-500	50 and 60	363MVS7	2CMA162337R1000	1	3.50
4	Blue	200-250	50 and 60	363MVS9	2CMA162338R1000	1	3.50
3P+N+E							
5	Red	346-415	50 and 60	463MVS6 *	2CMA162345R1000	1	3.60

- *) Indicates standard product.
 - The switch handle is padlockable (5-8 mm shackle).
 - The switch insert can be equipped with an auxiliary contact (see page 73).

- Accessoriespage 62
- Technical data.....page 74
- Dimensions.....page 78

Switched interlocked socket outlets

Metal enclosed



16 A, IP 44 Splashproof

Aluminum enclosure

Cable entry 2 x M25 + 2 x M32. Cable area 1.5 - 4 mm²



Terminals/ Poles	Color code	Voltage V	Frequency Hz	Type	Order Code	Pack	Weight kg/ea
3P+E							
4	Grey		AC	316MM1	2CMA167980R1000	1	1.30
4	Yellow	100-130	50 and 60	316MM4	2CMA167973R1000	1	1.30
4	Black	600-690	50 and 60	316MM5	2CMA167974R1000	1	1.30
4	Red	380-415	50 and 60	316MM6 *	2CMA167975R1000	1	1.30
4	Black	480-500	50 and 60	316MM7 *	2CMA167976R1000	1	1.30
4	Blue	200-250	50 and 60	316MM9	2CMA167977R1000	1	1.30
4	Green	>50	100-300	316MM10	2CMA167978R1000	1	1.30
4	Red	440-460	60	316MM11	2CMA167979R1000	1	1.30
3P+N+E							
5	Grey		AC	416MM1	2CMA167988R1000	1	1.32
5	Green	>50	>300-500	416MM2	2CMA167981R1000	1	1.32
5	Red	346-415	50 and 60	416MM6 *	2CMA167984R1000	1	1.32
5	Blue	208-250	50 and 60	416MM9	2CMA167986R1000	1	1.32
5	Red	440-460	60	416MM11	2CMA167987R1000	1	1.32



32 A, IP 44 Splashproof

Aluminum enclosure

Cable entry 2 x M25 + 2 x M32. Cable area 2.5 - 10 mm²



Terminals/ Poles	Color code	Voltage V	Frequency Hz	Type	Order Code	Pack	Weight kg/ea
3P+E							
4	Grey		AC	332MM1	2CMA167998R1000	1	1.42
4	Grey	380/440	50/60	332MM3	2CMA167990R1000	1	1.42
4	Yellow	100-130	50 and 60	332MM4	2CMA167991R1000	1	1.42
4	Black	600-690	50 and 60	332MM5	2CMA167992R1000	1	1.42
4	Red	380-415	50 and 60	332MM6 *	2CMA167993R1000	1	1.42
4	Black	480-500	50 and 60	332MM7	2CMA167994R1000	1	1.42
4	Blue	200-250	50 and 60	332MM9	2CMA167995R1000	1	1.42
4	Green	>50	100-300	332MM10	2CMA167996R1000	1	1.42
4	Red	440-460	60	332MM11	2CMA167997R1000	1	1.42
3P+N+E							
5	Grey		AC	432MM1	2CMA168006R1000	1	1.48
5	Red	346-415	50 and 60	432MM6 *	2CMA168002R1000	1	1.48
5	Black	480-500	50 and 60	432MM7	2CMA168003R1000	1	1.48
5	Blue	208-250	50 and 60	432MM9	2CMA168004R1000	1	1.48

*) Indicates standard product.

- The switch insert can be equipped with an auxiliary contact (see page 67).

- Accessories page 62
- Technical data page 74
- Dimensions page 79

Switched interlocked socket outlets

Metal enclosed



63 A, IP 44 Splashproof

Aluminum enclosure

Cable entry 4 x M40. Cable area 6 - 25 mm²



Terminals/ Poles	Color code	Voltage V	Frequency Hz	Type	Order Code	Pack	Weight kg/ea
2P+E							
3	Grey		AC	263MM1	2CMA168033R1000	1	2.20
3	Yellow	100-130	50 and 60	263MM4	2CMA168030R1000	1	2.20
3	Blue	200-250	50 and 60	263MM6	2CMA168031R1000	1	2.20
3	Red	380-415	50 and 60	263MM9	2CMA168032R1000	1	2.20
3P+E							
4	Grey		AC	363MM1	2CMA168040R1000	1	2.22
4	Yellow	100-130	50 and 60	363MM4	2CMA168034R1000	1	2.22
4	Black	600-690	50 and 60	363MM5	2CMA168035R1000	1	2.22
4	Red	380-415	50 and 60	363MM6 *	2CMA168036R1000	1	2.22
4	Black	480-500	50 and 60	363MM7 *	2CMA168037R1000	1	2.22
4	Blue	200-250	50 and 60	363MM9	2CMA168038R1000	1	2.22
4	Red	440-460	60	363MM11	2CMA168039R1000	1	2.22
3P+N+E							
5	Grey		AC	463MM1	2CMA168046R1000	1	2.35
5	Red	346-415	50 and 60	463MM6 *	2CMA168042R1000	1	2.35
5	Black	480-500	50 and 60	463MM7	2CMA168043R1000	1	2.35
5	Blue	208-250	50 and 60	463MM9	2CMA168044R1000	1	2.35



125 A, IP 44 Splashproof

Aluminum enclosure. Long phase sleeves and pilot sleeve.

Cable entry 2 x M50. Cable area 16 - 70 mm²



Terminals/ Poles	Color Code	Voltage V	Frequency Hz	Type	Order Code	Pack	Weight kg/ea
2P+E							
3	Blue	200-250	50 and 60	2125MM6	2CMA168047R1000	1	7.70
3P+E							
4	Grey		AC	3125MM1	2CMA168052R1000	1	7.90
4	Red	380-415	50 and 60	3125MM6 *	2CMA168048R1000	1	7.90
4	Black	480-500	50 and 60	3125MM7	2CMA168049R1000	1	7.90
4	Blue	200-250	50 and 60	3125MM9	2CMA168050R1000	1	7.90
4	Red	440-460	60	3125MM11	2CMA168051R1000	1	7.90
3P+N+E							
5	Grey		AC	4125MM1	2CMA168056R1000	1	8.10
5	Red	346-415	50 and 60	4125MM6 *	2CMA168053R1000	1	8.10
5	Black	480-500	50 and 60	4125MM7	2CMA168054R1000	1	8.10
5	Red	440-460	60	4125MM11	2CMA168055R1000	1	8.10

- *) Indicates standard product.
 - The switch handle is padlockable (5-8 mm shackle).
 - The switch insert can be equipped with an auxiliary contact (see page 67).

- Accessoriespage 62
- Technical data.....page 74
- Dimensions.....page 79

Switched interlocked socket outlets

Horizontal



16 A, IP 44 Splashproof

Plastic enclosure (PBT)

Cable entry with knock-outs Ø 25 mm/M25. Cable area 1.5 - 4 mm²



Terminals/ Poles	Color code	Voltage V	Frequency Hz	Type	Order Code	Pack	Weight kg/ea
2P+E							
3	Yellow	100-130	50 and 60	216MHS4	2CMA167622R1000	1	0.55
3	Blue	200-250	50 and 60	216MHS6 *	2CMA167623R1000	1	0.55
3P+E							
4	Yellow	100-130	50 and 60	316MHS4	2CMA167629R1000	1	0.58
4	Black	600-690	50 and 60	316MHS5	2CMA167630R1000	1	0.58
4	Red	380-415	50 and 60	316MHS6 *	2CMA167631R1000	1	0.58
4	Black	480-500	50 and 60	316MHS7	2CMA167632R1000	1	0.58
4	Blue	200-250	50 and 60	316MHS9	2CMA167633R1000	1	0.58
4	Red	440-460	60	316MHS11	2CMA167635R1000	1	0.58
3P+N+E							
5	Red	346-415	50 and 60	416MHS6 *	2CMA167640R1000	1	0.61



32 A, IP 44 Splashproof

Plastic enclosure (PBT)

Cable entry with knock-outs Ø 25 mm/M25. Cable area 2.5 - 10 mm²



Terminals/ Poles	Color code	Voltage V	Frequency Hz	Type	Order Code	Pack	Weight kg/ea
2P+E							
3	Yellow	100-130	50 and 60	232MHS4	2CMA167668R1000	1	0.60
3	Blue	200-250	50 and 60	232MHS6 *	2CMA167669R1000	1	0.60
3P+E							
4	Black	600-690	50 and 60	332MHS5	2CMA167676R1000	1	0.63
4	Red	380-415	50 and 60	332MHS6 *	2CMA167677R1000	1	0.63
4	Black	480-500	50 and 60	332MHS7	2CMA167678R1000	1	0.63
4	Blue	200-250	50 and 60	332MHS9	2CMA167679R1000	1	0.63
3P+N+E							
5	Red	346-415	50 and 60	432MHS6 *	2CMA167686R1000	1	0.66



63 A, IP 44 Splashproof

Plastic enclosure (PBT)

Cable entry with knock-outs x Ø 32 mm. Cable area 6 - 25 mm²



Terminals/ Poles	Color code	Voltage V	Frequency Hz	Type	Order Code	Pack	Weight kg/ea
2P+E							
3	Yellow	100-130	50 and 60	263MHS4	2CMA167714R1000	1	2.00
3	Blue	200-250	50 and 60	263MHS6	2CMA167715R1000	1	2.00
3P+E							
4	Black	600-690	50 and 60	363MHS5	2CMA167719R1000	1	2.00
4	Red	380-415	50 and 60	363MHS6 *	2CMA167721R1000	1	2.00
4	Black	480-500	50 and 60	363MHS7	2CMA167722R1000	1	2.00
4	Blue	200-250	50 and 60	363MHS9	2CMA167723R1000	1	2.00
3P+N+E							
5	Red	346-415	50 and 60	463MHS6 *	2CMA167727R1000	1	2.10

- *) Indicates standard product.
 - The switch insert can be equipped with an auxiliary contact (see page 67).
 - The switch handle is padlockable (5-8 mm shackle).

- Accessories page 62
- Technical data page 74
- Dimensions page 77

Switched interlocked socket outlets

Horizontal



16 A, IP 67 Watertight

Plastic enclosure (PBT)

Cable entry with knock-outs Ø 25 mm up/M25 down. Cable area 1.5 - 4 mm²



Terminals/ Poles	Color code	Voltage V	Frequency Hz	Type	Order Code	Pack	Weight kg/ea
2P+E							
3	Grey		AC	216MHS1W	2CMA167804R1000	1	0.55
3	Yellow	100-130	50 and 60	216MHS4W	2CMA167800R1000	1	0.55
3	Blue	200-250	50 and 60	216MHS6W *	2CMA167801R1000	1	0.55
3	Red	380-415	50 and 60	216MHS9W	2CMA167802R1000	1	0.55
3	Grey	transf	50 and 60	216MHS12W	2CMA167803R1000	1	0.55

3P+E

4	Grey		AC	316MHS1W	2CMA167814R1000	1	0.58
4	Green	>50	>300-500	316MHS2W	2CMA167805R1000	1	0.58
4	Grey	380/440	50/60	316MHS3W	2CMA167806R1000	1	0.58
4	Yellow	100-130	50 and 60	316MHS4W	2CMA167807R1000	1	0.58
4	Black	600-690	50 and 60	316MHS5W	2CMA167808R1000	1	0.58
4	Red	380-415	50 and 60	316MHS6W *	2CMA167809R1000	1	0.58
4	Black	480-500	50 and 60	316MHS7W	2CMA167810R1000	1	0.58
4	Blue	200-250	50 and 60	316MHS9W	2CMA167811R1000	1	0.58
4	Green	>50	100-300	316MHS10W	2CMA167812R1000	1	0.58
4	Red	440-460	60	316MHS11W	2CMA167813R1000	1	0.58

3P+N+E

5	Grey		AC	416MHS1W	2CMA167822R1000	1	0.61
5	Green	>50	>300-500	416MHS2W	2CMA167815R1000	1	0.61
5	Grey	380/440	50/60	416MHS3W	2CMA167816R1000	1	0.61
5	Yellow	100-130	50 and 60	416MHS4W	2CMA167817R1000	1	0.61
5	Red	346-415	50 and 60	416MHS6W *	2CMA167818R1000	1	0.61
5	Black	480-500	50 and 60	416MHS7W	2CMA167819R1000	1	0.61
5	Blue	208-250	50 and 60	416MHS9W	2CMA167820R1000	1	0.61
5	Red	440-460	60	416MHS11W	2CMA167821R1000	1	0.61

32 A, IP 67 Watertight

Plastic enclosure (PBT)

Cable entry with knock-outs Ø 25 mm up/M25 down. Cable area 2.5 - 10 mm²



Terminals/ Poles	Color Code	Voltage V	Frequency Hz	Type	Order Code	Pack	Weight kg/ea
2P+E							
3	Grey		AC	232MHS1W	2CMA167851R1000	1	0.60
3	Yellow	100-130	50 and 60	232MHS4W	2CMA167847R1000	1	0.60
3	Blue	200-250	50 and 60	232MHS6W	2CMA167848R1000	1	0.60
3	Red	380-415	50 and 60	232MHS9W	2CMA167849R1000	1	0.60
3	Grey	transf	50 and 60	232MHS12W	2CMA167850R1000	1	0.60

3P+E

4	Grey		AC	332MHS1W	2CMA167861R1000	1	0.63
4	Green	>50	>300-500	332MHS2W	2CMA167852R1000	1	0.63
4	Grey	380/440	50/60	332MHS3W	2CMA167853R1000	1	0.63
4	Yellow	100-130	50 and 60	332MHS4W	2CMA167854R1000	1	0.63
4	Black	600-690	50 and 60	332MHS5W	2CMA167855R1000	1	0.63
4	Red	380-415	50 and 60	332MHS6W	2CMA167856R1000	1	0.63
4	Black	480-500	50 and 60	332MHS7W	2CMA167857R1000	1	0.63
4	Blue	200-250	50 and 60	332MHS9W	2CMA167858R1000	1	0.63
4	Green	>50	100-300	332MHS10W	2CMA167859R1000	1	0.63
4	Red	440-460	60	332MHS11W	2CMA167860R1000	1	0.63

3P+N+E

5	Grey		AC	432MHS1W	2CMA167869R1000	1	0.66
5	Green	>50	>300-500	432MHS2W	2CMA167862R1000	1	0.66
5	Grey	380/440	50/60	432MHS3W	2CMA167863R1000	1	0.66
5	Yellow	100-130	50 and 60	432MHS4W	2CMA167864R1000	1	0.66
5	Red	346-415	50 and 60	432MHS6W *	2CMA167865R1000	1	0.66
5	Black	480-500	50 and 60	432MHS7W	2CMA167866R1000	1	0.66
5	Blue	208-250	50 and 60	432MHS9W	2CMA167867R1000	1	0.66
5	Red	440-460	60	432MHS11W	2CMA167868R1000	1	0.66

*) Indicates standard product.

- The switch insert can be equipped with an auxiliary contact (see page 67).

- Accessoriespage 62
- Technical data.....page 74
- Dimensions.....page 77

Switched interlocked socket outlets

Horizontal



63 A, IP 67 Watertight

Plastic enclosure (PBT)

Cable entry with knock-outs 2 x Ø 32 mm. Cable area 6 - 25 mm²



Terminals/ Poles	Color code	Voltage V	Frequency Hz	Type	Order Code	Pack	Weight kg/ea
2P+E							
3	Grey		AC	263MHS1W	2CMA167896R1000	1	2.00
3	Yellow	100-130	50 and 60	263MHS4W	2CMA167893R1000	1	2.00
3	Blue	200-250	50 and 60	263MHS6W	2CMA167894R1000	1	2.00
3	Red	380-415	50 and 60	263MHS9W	2CMA167895R1000	1	2.00
3P+E							
4	Grey		AC	363MHS1W	2CMA167903R1000	1	2.00
4	Yellow	100-130	50 and 60	363MHS4W	2CMA167897R1000	1	2.00
4	Black	600-690	50 and 60	363MHS5W	2CMA167898R1000	1	2.00
4	Red	380-415	50 and 60	363MHS6W	2CMA167899R1000	1	2.00
4	Black	480-500	50 and 60	363MHS7W	2CMA167900R1000	1	2.00
4	Blue	200-250	50 and 60	363MHS9W	2CMA167901R1000	1	2.00
4	Red	440-460	60	363MHS11W	2CMA167902R1000	1	2.00
3P+N+E							
5	Grey		AC	463MHS1W	2CMA167909R1000	1	2.10
5	Yellow	100-130	50 and 60	463MHS4W	2CMA167904R1000	1	2.10
5	Red	346-415	50 and 60	463MHS6W *	2CMA167905R1000	1	2.10
5	Black	480-500	50 and 60	463MHS7W	2CMA167906R1000	1	2.10
5	Blue	208-250	50 and 60	463MHS9W	2CMA167907R1000	1	2.10
5	Red	440-460	60	463MHS11W	2CMA167908R1000	1	2.10

*) Indicates standard product..

- The switch insert can be equipped with an auxiliary contact (see page 67).
- The switch handle is padlockable. (5-8 mm shackle).

- Accessoriespage 62
- Technical data.....page 74
- Dimensions.....page 77

Switched interlocked socket outlets

Vertical



16 A, IP 44 Splashproof

Plastic enclosure (PBT)

Cable entry with knock-outs Ø 25 mm. Cable area 1.5 - 4 mm²



Terminals/ Poles	Color code	Voltage V	Frequency Hz	Type	Order Code	Pack	Weight kg/ea
2P+E							
3	Yellow	100-130	50 and 60	216MVS4	2CMA167645R1000	1	0.63
3	Blue	200-250	50 and 60	216MVS6 *	2CMA167646R1000	1	0.63
3P+E							
4	Yellow	100-130	50 and 60	316MVS4	2CMA167652R1000	1	0.67
4	Black	600-690	50 and 60	316MVS5	2CMA167653R1000	1	0.67
4	Red	380-415	50 and 60	316MVS6 *	2CMA167654R1000	1	0.67
4	Black	480-500	50 and 60	316MVS7	2CMA167655R1000	1	0.67
4	Blue	200-250	50 and 60	316MVS9	2CMA167656R1000	1	0.67
4	Red	440-460	60	316MVS11	2CMA167658R1000	1	0.67
3P+N+E							
5	Red	346-415	50 and 60	416MVS6 *	2CMA167663R1000	1	0.70



32 A, IP 44 Splashproof

Plastic enclosure (PBT)

Cable entry with knock-outs Ø 25 mm. Cable area 2.5 - 10 mm²



Terminals/ Poles	Color code	Voltage V	Frequency Hz	Type	Order Code	Pack	Weight kg/ea
2P+E							
3	Yellow	100-130	50 and 60	232MVS4	2CMA167691R1000	1	0.69
3	Blue	200-250	50 and 60	232MVS6	2CMA167692R1000	1	0.69
3P+E							
4	Black	600-690	50 and 60	332MVS5	2CMA167699R1000	1	0.72
4	Red	380-415	50 and 60	332MVS6	2CMA167700R1000	1	0.72
4	Black	480-500	50 and 60	332MVS7	2CMA167701R1000	1	0.72
4	Blue	200-250	50 and 60	332MVS9	2CMA167702R1000	1	0.72
3P+N+E							
5	Red	346-415	50 and 60	432MVS6 *	2CMA167709R1000	1	0.76

*) Indicates standard product.

- The switch insert can be equipped with an auxiliary contact (see page 67).

- The switch handle is padlockable (5-8 mm shackle).

- Accessoriespage 62
- Technical data.....page 74
- Dimensions.....page 78

Switched interlocked socket outlets

Vertical



16 A, IP 67 Watertight

Plastic enclosure (PBT)

Cable entry with knock-outs Ø 25 mm. Cable area 1.5 - 4 mm²



Terminals/ Poles	Color code	Voltage V	Frequency Hz	Type	Order Code	Pack	Weight kg/ea
2P+E							
3	Grey		AC	216MVS1W	2CMA167827R1000	1	0.63
3	Yellow	100-130	50 and 60	216MVS4W	2CMA167823R1000	1	0.63
3	Blue	200-250	50 and 60	216MVS6W *	2CMA167824R1000	1	0.63
3	Red	380-415	50 and 60	216MVS9W	2CMA167825R1000	1	0.63
3	Grey	transf	50 and 60	216MVS12W	2CMA167826R1000	1	0.63

3P+E

4	Grey		AC	316MVS1W	2CMA167838R1000	1	0.67
4	Green	>50	>300-500	316MVS2W	2CMA167828R1000	1	0.67
4	Grey	380/440	50/60	316MVS3W	2CMA167829R1000	1	0.67
4	Yellow	100-130	50 and 60	316MVS4W	2CMA167830R1000	1	0.67
4	Black	600-690	50 and 60	316MVS5W	2CMA167831R1000	1	0.67
4	Red	380-415	50 and 60	316MVS6W *	2CMA167832R1000	1	0.67
4	Black	480-500	50 and 60	316MVS7W	2CMA167833R1000	1	0.67
4	Blue	200-250	50 and 60	316MVS9W	2CMA167834R1000	1	0.67
4	Green	>50	100-300	316MVS10W	2CMA167835R1000	1	0.67
4	Red	440-460	60	316MVS11W	2CMA167836R1000	1	0.67

3P+N+E

5	Grey		AC	416MVS1W	2CMA167846R1000	1	0.70
5	Green	>50	>300-500	416MVS2W	2CMA167839R1000	1	0.70
5	Grey	380/440	50/60	416MVS3W	2CMA167840R1000	1	0.70
5	Yellow	100-130	50 and 60	416MVS4W	2CMA167841R1000	1	0.70
5	Red	346-415	50 and 60	416MVS6W *	2CMA167842R1000	1	0.70
5	Black	480-500	50 and 60	416MVS7W	2CMA167843R1000	1	0.70
5	Blue	208-250	50 and 60	416MVS9W	2CMA167844R1000	1	0.70
5	Red	440-460	60	416MVS11W	2CMA167845R1000	1	0.70

*1) Indicates standard product.



32 A, IP 67 Watertight

Plastic enclosure (PBT)

Cable entry with knock-outs Ø 25 mm. Cable area 2.5 - 10 mm²



Terminals/ Poles	Color Code	Voltage V	Frequency Hz	Type	Order Code	Pack	Weight kg/ea
2P+E							
3	Grey		AC	232MVS1W	2CMA167874R1000	1	0.69
3	Yellow	100-130	50 and 60	232MVS4W	2CMA167870R1000	1	0.69
3	Blue	200-250	50 and 60	232MVS6W	2CMA167871R1000	1	0.69
3	Red	380-415	50 and 60	232MVS9W	2CMA167872R1000	1	0.69
3	Grey	transf	50 and 60	232MVS12W	2CMA167873R1000	1	0.69

3P+E

4	Grey		AC	332MVS1W	2CMA167884R1000	1	0.72
4	Green	>50	>300-500	332MVS2W	2CMA167875R1000	1	0.72
4	Grey	380/440	50/60	332MVS3W	2CMA167876R1000	1	0.72
4	Yellow	100-130	50 and 60	332MVS4W	2CMA167877R1000	1	0.72
4	Black	600-690	50 and 60	332MVS5W	2CMA167878R1000	1	0.72
4	Red	380-415	50 and 60	332MVS6W	2CMA167879R1000	1	0.72
4	Black	480-500	50 and 60	332MVS7W	2CMA167880R1000	1	0.72
4	Blue	200-250	50 and 60	332MVS9W	2CMA167881R1000	1	0.72
4	Green	>50	100-300	332MVS10W	2CMA167882R1000	1	0.72
4	Red	440-460	60	332MVS11W	2CMA167883R1000	1	0.72

3P+N+E

5	Grey		AC	432MVS1W	2CMA167892R1000	1	0.76
5	Green	>50	>300-500	432MVS2W	2CMA167885R1000	1	0.76
5	Grey	380/440	50/60	432MVS3W	2CMA167886R1000	1	0.76
5	Yellow	100-130	50 and 60	432MVS4W	2CMA167887R1000	1	0.76
5	Red	346-415	50 and 60	432MVS6W	2CMA167888R1000	1	0.76
5	Black	480-500	50 and 60	432MVS7W	2CMA167889R1000	1	0.76
5	Blue	208-250	50 and 60	432MVS9W	2CMA167890R1000	1	0.76
5	Red	440-460	60	432MVS11W	2CMA167891R1000	1	0.76

- The switch insert can be equipped with an auxiliary contact (see page 67).
- The switch handle is padlockable. (5-8 mm shackle).

- Accessories page 62
- Technical data page 74
- Dimensions page 78

Switched interlocked socket outlets

With protection



16 A, IP 67 Watertight

Plastic enclosure (PBT). Contains MCB series S201/S203 characteristic C.
Cable entry with knock-outs 2x Ø 25 mm. Cable area 1.5 - 10 mm²



Terminals/ Poles	Color code	Voltage V	Frequency Hz	Type	Order Code	Pack	Weight kg/ea
2P+E							
3	Yellow	100-130	50 and 60	216MPM4W	2CMA167948R1000	1	1.74
3	Blue	200-250	50 and 60	216MPM6W	2CMA167949R1000	1	1.74
3	Red	380-415	50 and 60	216MPM9W	2CMA167950R1000	1	1.74
3	Grey	transf	50 and 60	216MPM12W	2CMA167951R1000	1	1.74
3P+E							
4	Green	>50	>300-500	316MPM2W	2CMA167953R1000	1	1.77
4	Grey	380/440	50/60	316MPM3W	2CMA167954R1000	1	1.77
4	Yellow	100-130	50 and 60	316MPM4W	2CMA167955R1000	1	1.77
4	Black	600-690	50 and 60	316MPM5W	2CMA167956R1000	1	1.77
4	Red	380-415	50 and 60	316MPM6W	2CMA167957R1000	1	1.77
4	Black	480-500	50 and 60	316MPM7W	2CMA167958R1000	1	1.77
4	Blue	200-250	50 and 60	316MPM9W	2CMA167959R1000	1	1.77
4	Green	>50	100-300	316MPM10W	2CMA167960R1000	1	1.77
4	Red	440-460	60	316MPM11W	2CMA167961R1000	1	1.77
3P+N+E							
5	Green	>50	>300-500	416MPM2W	2CMA167963R1000	1	1.79
5	Grey	380/440	50/60	416MPM3W	2CMA167964R1000	1	1.79
5	Yellow	100-130	50 and 60	416MPM4W	2CMA167965R1000	1	1.79
5	Red	346-415	50 and 60	416MPM6W	2CMA167966R1000	1	1.79
5	Black	480-500	50 and 60	416MPM7W	2CMA167967R1000	1	1.79
5	Blue	208-250	50 and 60	416MPM9W	2CMA167968R1000	1	1.79
5	Red	440-460	60	416MPM11W	2CMA167969R1000	1	1.79



32 A, IP 67 Watertight

Plastic enclosure (PBT). Contains MCB series S201/S203 characteristic C.
Cable entry with knock-outs 2x Ø 25 mm. Cable area 2.5 - 10 mm²



Terminals/ Poles	Color Code	Voltage V	Frequency Hz	Type	Order Code	Pack	Weight kg/ea
2P+E							
3	Yellow	100-130	50 and 60	232MPM4W	2CMA168007R1000	1	1.80
3	Blue	200-250	50 and 60	232MPM6W	2CMA168008R1000	1	1.80
3	Red	380-415	50 and 60	232MPM9W	2CMA168009R1000	1	1.80
3	Grey	transf	50 and 60	232MPM12W	2CMA168010R1000	1	1.80
3P+E							
4	Green	>50	>300-500	332MPM2W	2CMA168012R1000	1	1.81
4	Grey	380/440	50/60	332MPM3W	2CMA168013R1000	1	1.81
4	Yellow	100-130	50 and 60	332MPM4W	2CMA168014R1000	1	1.81
4	Black	600-690	50 and 60	332MPM5W	2CMA168015R1000	1	1.81
4	Red	380-415	50 and 60	332MPM6W	2CMA168016R1000	1	1.81
4	Black	480-500	50 and 60	332MPM7W	2CMA168017R1000	1	1.81
4	Blue	200-250	50 and 60	332MPM9W	2CMA168018R1000	1	1.81
4	Green	>50	100-300	332MPM10W	2CMA168019R1000	1	1.81
4	Red	440-460	60	332MPM11W	2CMA168020R1000	1	1.81
3P+N+E							
5	Green	>50	>300-500	432MPM2W	2CMA168022R1000	1	1.83
5	Grey	380/440	50/60	432MPM3W	2CMA168023R1000	1	1.83
5	Yellow	100-130	50 and 60	432MPM4W	2CMA168024R1000	1	1.83
5	Red	346-415	50 and 60	432MPM6W	2CMA168025R1000	1	1.83
5	Black	480-500	50 and 60	432MPM7W	2CMA168026R1000	1	1.83
5	Blue	208-250	50 and 60	432MPM9W	2CMA168027R1000	1	1.83
5	Red	440-460	60	432MPM11W	2CMA168028R1000	1	1.83

- Accessoriespage 62
- Technical data.....page 74
- Dimensions.....page 79

- The switch insert can be equipped with an auxiliary contact (see page 67).
- The switch handle is padlockable (5-8 mm shackle).

Switched interlocked socket outlets

With protection



16 A, IP 44 Splashproof

Plastic enclosure (PBT). Contains RCD 25 A / 0.03 A, type A.

Cable entry with knock-outs 2 x Ø 25 mm. Cable area 1.5 - 4 mm²



Terminals/ Poles	Color code	Voltage V	Frequency Hz	Type	Order Code	Pack	Weight kg/ea
2P+E							
3	Blue	200-250	50 and 60	216MPR6	2CMA167756R1000	1	1.71
3P+E							
4	Red	380-415	50 and 60	316MPR6	2CMA167764R1000	1	1.74
4	Blue	200-250	50 and 60	316MPR9	2CMA167766R1000	1	1.74
3P+N+E							
5	Red	346-415	50 and 60	416MPR6	2CMA167772R1000	1	1.76



32 A, IP 44 Splashproof

Plastic enclosure (PBT). Contains RCD 40 A / 0.03 A, type A.

Cable entry with knock-outs 2 x Ø 25 mm. Cable area 2.5 - 10 mm²



Terminals/ Poles	Color code	Voltage V	Frequency Hz	Type	Order Code	Pack	Weight kg/ea
2P+E							
3	Blue	200-250	50 and 60	232MPR6	2CMA167778R1000	1	1.77
3P+E							
4	Red	380-415	50 and 60	332MPR6	2CMA167786R1000	1	1.78
4	Blue	200-250	50 and 60	332MPR9	2CMA167788R1000	1	1.78
3P+N+E							
5	Red	346-415	50 and 60	432MPR6	2CMA167795R1000	1	1.80

- The switch insert can be equipped with an auxiliary contact (see page 67).
- The switch handle is padlockable (5-8 mm shackle).

- Accessoriespage 62
- Technical data.....page 74
- Dimensions.....page 79

Switched interlocked socket outlets

With protection



16 A, IP 67 Watertight

Plastic enclosure (PBT). Contains RCD 25 A / 0.03 A, type A.

Cable entry with knock-outs 2 x Ø 25 mm. Cable area 1.5 - 4 mm²



Terminals/ Poles	Color code	Voltage V	Frequency Hz	Type	Order Code	Pack	Weight kg/ea
2P+E							
3	Yellow	100-130	50 and 60	216MPR4W	2CMA168057R1000	1	1.74
3	Blue	200-250	50 and 60	216MPR6W	2CMA168058R1000	1	1.74
3	Grey	transf	50 and 60	216MPR12W	2CMA168060R1000	1	1.74
3P+E							
4	Yellow	100-130	50 and 60	316MPR4W	2CMA168064R1000	1	1.77
4	Red	380-415	50 and 60	316MPR6W	2CMA168066R1000	1	1.77
4	Blue	200-250	50 and 60	316MPR9W	2CMA168068R1000	1	1.77
3P+N+E							
5	Yellow	100-130	50 and 60	416MPR4W	2CMA168074R1000	1	1.79
5	Red	346-415	50 and 60	416MPR6W	2CMA168075R1000	1	1.79
5	Blue	208-250	50 and 60	416MPR9W	2CMA168077R1000	1	1.79



32 A, IP 67 Watertight

Plastic enclosure (PBT). Contains RCD 40 A / 0.03 A, type A.

Cable entry with knock-outs 2 x Ø 25 mm. Cable area 2.5 - 10 mm²



Terminals/ Poles	Color Code	Voltage V	Frequency Hz	Type	Order Code	Pack	Weight kg/ea
2P+E							
3	Yellow	100-130	50 and 60	232MPR4W	2CMA168080R1000	1	1.80
3	Blue	200-250	50 and 60	232MPR6W	2CMA168081R1000	1	1.80
3	Grey	transf	50 and 60	232MPR12W	2CMA168083R1000	1	1.80
3P+E							
4	Yellow	100-130	50 and 60	332MPR4W	2CMA168087R1000	1	1.81
4	Red	380-415	50 and 60	332MPR6W	2CMA168089R1000	1	1.81
4	Blue	200-250	50 and 60	332MPR9W	2CMA168091R1000	1	1.81
3P+N+E							
5	Yellow	100-130	50 and 60	432MPR4W	2CMA168097R1000	1	1.83
5	Red	346-415	50 and 60	432MPR6W	2CMA168098R1000	1	1.83
5	Blue	208-250	50 and 60	432MPR9W	2CMA168100R1000	1	1.83

- The switch insert can be equipped with an auxiliary contact (see page 67).

- Accessoriespage 62
- Technical data.....page 74
- Dimensions.....page 79

Switched interlocked socket outlets

With protection



16 A, IP 67 Watertight

Plastic enclosure (PBT). Cable entry with knock-outs 2 x Ø 25 mm.
Cable area 1.5 - 10 mm². Delivered without MCB/RCD. Space for 4 modules.



Terminals/ Poles	Color code	Voltage V	Frequency Hz	Type	Order Code	Pack	Weight kg/ea
2P+E							
3	Blue	200-250	50 and 60	216MP6WP	2CMA162878R1000	1	0.82
3P+N+E							
5	Red	346-415	50 and 60	416MP6WP	2CMA162895R1000	1	0.94

32 A, IP 67 Watertight

Plastic enclosure (PBT). Cable entry with knock-outs 2 x Ø 25 mm.
Cable area 2.5 - 10 mm². Delivered without MCB/RCD. Space for 4 modules.



Terminals/ Poles	Color code	Voltage V	Frequency Hz	Type	Order Code	Pack	Weight kg/ea
2P+E							
3	Blue	200-250	50 and 60	232MP6WP	2CMA163172R1000	1	0.85
3P+N+E							
5	Red	346-415	50 and 60	432MP6WP	2CMA163193R1000	1	0.97

- The switch handle is padlockable (5-8 mm shackle).
- The switch insert can be equipped with an auxiliary contact (see page 67).

- Accessoriespage 62
- Technical data.....page 74
- Dimensions.....page 79

Surface socket outlets

Plastic enclosed



16 A, IP 44 Splashproof

Plastic enclosure (PA). Flexible membrane and metric threaded M20 insert for top cable entry. Rear knock-out cable entry. Cable area 1.5 - 4 mm²



Terminals/ Poles	Color code	Voltage V	Frequency Hz	Type	Order Code	Pack	Weight kg/ea
2P+E							
3	Yellow	100-130	50 and 60	216RS4 *	2CMA193097R1000	10	0.22
3	Blue	200-250	50 and 60	216RS6 *	2CMA193098R1000	10	0.22
3P+E							
4	Yellow	100-130	50 and 60	316RS4	2CMA193104R1000	10	0.24
4	Black	600-690	50 and 60	316RS5	2CMA193105R1000	10	0.24
4	Red	380-415	50 and 60	316RS6 *	2CMA193106R1000	10	0.24
4	Black	480-500	50 and 60	316RS7 *	2CMA193107R1000	10	0.24
4	Blue	200-250	50 and 60	316RS9	2CMA193108R1000	10	0.24
4	Red	440-460	60	316RS11	2CMA193110R1000	10	0.24
3P+N+E							
5	Red	346-415	50 and 60	416RS6 *	2CMA193115R1000	10	0.26



32 A, IP 44 Splashproof

Plastic enclosure (PA). Flexible membrane and metric threaded M25 insert for top cable entry. Rear knock-out cable entry. Cable area 2.5 - 10 mm²



Terminals/ Poles	Color code	Voltage V	Frequency Hz	Type	Order Code	Pack	Weight kg/ea
2P+E							
3	Yellow	100-130	50 and 60	232RS4	2CMA193121R1000	10	0.30
3	Blue	200-250	50 and 60	232RS6 *	2CMA193122R1000	10	0.30
3P+E							
4	Black	600-690	50 and 60	332RS5	2CMA193129R1000	10	0.32
4	Red	380-415	50 and 60	332RS6 *	2CMA193130R1000	10	0.32
4	Black	480-500	50 and 60	332RS7	2CMA193131R1000	10	0.32
4	Blue	200-250	50 and 60	332RS9	2CMA193132R1000	10	0.32
3P+N+E							
5	Red	346-415	50 and 60	432RS6 *	2CMA193139R1000	10	0.34



63A, IP 44 Splashproof

Plastic enclosure (PBT)

Cable entry M32, alternative rear knock-out. Cable area 6 - 25 mm²



Terminals/ Poles	Color code	Voltage V	Frequency Hz	Type	Order Code	Pack	Weight kg/ea
2P+E							
3	Yellow	100-130	50 and 60	263RS4	2CMA167474R1000	1	0.95
3	Blue	200-250	50 and 60	263RS6	2CMA167476R1000	1	0.95
3P+E							
4	Black	600-690	50 and 60	363RS5	2CMA167496R1000	1	0.99
4	Red	380-415	50 and 60	363RS6 *	2CMA167498R1000	1	0.99
4	Black	480-500	50 and 60	363RS7	2CMA167500R1000	1	0.99
4	Blue	200-250	50 and 60	363RS9	2CMA167502R1000	1	0.99
3P+N+E							
5	Red	346-415	50 and 60	463RS6 *	2CMA167484R1000	1	1.05

*) Indicates standard product.

- Accessoriespage 62
- Technical data.....page 74
- Dimensions.....page 76

Surface socket outlets

Plastic enclosed



16 A, IP 67 Watertight

Plastic enclosure (PBT)

Cable entry Ø 25 mm. Cable area 1.5 - 4 mm²



Terminals/ Poles	Color code	Voltage V	Frequency Hz	Type	Order Code	Pack	Weight kg/ea
2P+E							
3	Grey	>50-250	DC	216RS3W	2CMA167147R1000	1	0.34
3	Yellow	100-130	50 and 60	216RS4W	2CMA167148R1000	1	0.34
3	Blue	200-250	50 and 60	216RS6W *	2CMA167149R1000	1	0.34
3	Red	380-415	50 and 60	216RS9W	2CMA167150R1000	1	0.34
3	Grey	transf	50 and 60	216RS12W	2CMA167151R1000	1	0.34
3	Grey		AC	216RS1W	2CMA167152R1000	1	0.34

3P+E

4	Green	>50	>300-500	316RS2W	2CMA167153R1000	1	0.37
4	Grey	380/440	50/60	316RS3W	2CMA167154R1000	1	0.37
4	Yellow	100-130	50 and 60	316RS4W	2CMA167155R1000	1	0.37
4	Black	600-690	50 and 60	316RS5W	2CMA167156R1000	1	0.37
4	Red	380-415	50 and 60	316RS6W *	2CMA167157R1000	1	0.37
4	Black	480-500	50 and 60	316RS7W	2CMA167158R1000	1	0.37
4	Blue	200-250	50 and 60	316RS9W	2CMA167159R1000	1	0.37
4	Green	>50	100-300	316RS10W	2CMA167160R1000	1	0.37
4	Red	440-460	60	316RS11W	2CMA167161R1000	1	0.37
4	Grey		AC	316RS1W	2CMA167162R1000	1	0.37

3P+N+E

5	Green	>50	>300-500	416RS2W	2CMA167163R1000	1	0.40
5	Grey	380/440	50/60	416RS3W	2CMA167164R1000	1	0.40
5	Yellow	100-130	50 and 60	416RS4W	2CMA167165R1000	1	0.40
5	Red	346-415	50 and 60	416RS6W *	2CMA167166R1000	1	0.40
5	Black	480-500	50 and 60	416RS7W	2CMA167167R1000	1	0.40
5	Blue	208-250	50 and 60	416RS9W	2CMA167168R1000	1	0.40
5	Red	440-460	60	416RS11W	2CMA167169R1000	1	0.40
5	Grey		AC	416RS1W	2CMA167170R1000	1	0.40

32 A, IP 67 Watertight

Plastic enclosure (PBT)

Cable entry Ø 25 mm. Cable area 2.5 - 10 mm²



Terminals/ Poles	Color Code	Voltage V	Frequency Hz	Type	Order Code	Pack	Weight kg/ea
2P+E							
3	Yellow	100-130	50 and 60	232RS4W	2CMA167171R1000	1	0.41
3	Blue	200-250	50 and 60	232RS6W *	2CMA167172R1000	1	0.41
3	Red	380-415	50 and 60	232RS9W	2CMA167173R1000	1	0.41
3	Grey	transf	50 and 60	232RS12W	2CMA167174R1000	1	0.41
3	Grey		AC	232RS1W	2CMA167175R1000	1	0.41

3P+E

4	Green	>50	>300-500	332RS2W	2CMA167176R1000	1	0.43
4	Grey	380/440	50/60	332RS3W	2CMA167177R1000	1	0.43
4	Yellow	100-130	50 and 60	332RS4W	2CMA167178R1000	1	0.43
4	Black	600-690	50 and 60	332RS5W	2CMA167179R1000	1	0.43
4	Red	380-415	50 and 60	332RS6W *	2CMA167180R1000	1	0.43
4	Black	480-500	50 and 60	332RS7W	2CMA167181R1000	1	0.43
4	Blue	200-250	50 and 60	332RS9W	2CMA167182R1000	1	0.43
4	Green	>50	100-300	332RS10W	2CMA167183R1000	1	0.43
4	Red	440-460	60	332RS11W	2CMA167184R1000	1	0.43
4	Grey		AC	332RS1W	2CMA167185R1000	1	0.43

3P+N+E

5	Green	>50	>300-500	432RS2W	2CMA167186R1000	1	0.48
5	Grey	380/440	50/60	432RS3W	2CMA167187R1000	1	0.48
5	Yellow	100-130	50 and 60	432RS4W	2CMA167188R1000	1	0.48
5	Red	346-415	50 and 60	432RS6W *	2CMA167189R1000	1	0.48
5	Black	480-500	50 and 60	432RS7W	2CMA167190R1000	1	0.48
5	Blue	208-250	50 and 60	432RS9W	2CMA167191R1000	1	0.48
5	Red	440-460	60	432RS11W	2CMA167192R1000	1	0.48
5	Grey		AC	432RS1W	2CMA167193R1000	1	0.48

*) Indicates standard product.

- Accessoriespage 62
- Technical data.....page 74
- Dimensions.....page 76

Surface socket outlets

Plastic enclosed



63 A, IP 67 Watertight

Plastic enclosure (PBT)

Cable entry Ø 32 mm. Cable area 6 - 25 mm²



Terminals/ Poles	Color code	Voltage V	Frequency Hz	Type	Order Code	Pack	Weight kg/ea
2P+E							
3	Grey		AC	263RS1W	2CMA167310R1000	1	1.00
3	Yellow	100-130	50 and 60	263RS4W	2CMA167304R1000	1	1.00
3	Blue	200-250	50 and 60	263RS6W	2CMA167306R1000	1	1.00
3	Red	380-415	50 and 60	263RS9W	2CMA167308R1000	1	1.00
3P+E							
4	Grey		AC	363RS1W	2CMA167324R1000	1	1.07
4	Yellow	100-130	50 and 60	363RS4W	2CMA167312R1000	1	1.07
4	Black	600-690	50 and 60	363RS5W	2CMA167314R1000	1	1.07
4	Red	380-415	50 and 60	363RS6W	2CMA167316R1000	1	1.07
4	Black	480-500	50 and 60	363RS7W	2CMA167318R1000	1	1.07
4	Blue	200-250	50 and 60	363RS9W	2CMA167320R1000	1	1.07
4	Red	440-460	60	363RS11W	2CMA167322R1000	1	1.07
3P+N+E							
5	Grey		AC	463RS1W	2CMA167336R1000	1	1.15
5	Yellow	100-130	50 and 60	463RS4W	2CMA167326R1000	1	1.15
5	Red	346-415	50 and 60	463RS6W *	2CMA167328R1000	1	1.15
5	Black	480-500	50 and 60	463RS7W	2CMA167330R1000	1	1.15
5	Blue	208-250	50 and 60	463RS9W	2CMA167332R1000	1	1.15
5	Red	440-460	60	463RS11W	2CMA167334R1000	1	1.15



125 A, IP 67 Watertight

Plastic enclosure (PBT)

Cable entry Ø 50 mm. Cable area 16 - 70 mm²



Terminals/ Poles	Color Code	Voltage V	Frequency Hz	Type	Order Code	Pack	Weight kg/ea
2P+E							
3	Grey		AC	2125RS1W	2CMA167248R1000	1	1.45
3	Yellow	100-130	50 and 60	2125RS4W	2CMA167244R1000	1	1.45
3	Blue	200-250	50 and 60	2125RS6W	2CMA167246R1000	1	1.45
3P+E							
4	Grey		AC	3125RS1W	2CMA167260R1000	1	1.55
4	Yellow	100-130	50 and 60	3125RS4W	2CMA167250R1000	1	1.55
4	Black	600-690	50 and 60	3125RS5W	2CMA167251R1000	1	1.55
4	Red	380-415	50 and 60	3125RS6W *	2CMA167252R1000	1	1.55
4	Black	480-500	50 and 60	3125RS7W	2CMA167254R1000	1	1.55
4	Blue	200-250	50 and 60	3125RS9W	2CMA167256R1000	1	1.55
4	Red	440-460	60	3125RS11W	2CMA167258R1000	1	1.55
3P+N+E							
5	Grey		AC	4125RS1W	2CMA167272R1000	1	1.69
5	Yellow	100-130	50 and 60	4125RS4W	2CMA167262R1000	1	1.69
5	Red	346-415	50 and 60	4125RS6W *	2CMA167264R1000	1	1.69
5	Black	480-500	50 and 60	4125RS7W	2CMA167266R1000	1	1.69
5	Blue	208-250	50 and 60	4125RS9W	2CMA167268R1000	1	1.69
5	Red	440-460	60	4125RS11W	2CMA167270R1000	1	1.69

* Indicates standard product.

- Accessoriespage 62
- Technical data.....page 74
- Dimensions.....page 76

Surface socket outlets

For looping



16 A, IP 67 Watertight

Plastic enclosure (PBT). Cable entry knock-outs 2 x Ø 25 mm.

Terminal block 2 x (2.5 - 10 mm²). Outlet is connected to terminal block.



Terminals/ Poles	Color code	Voltage V	Frequency Hz	Type	Order Code	Pack	Weight kg/ea
2P+E							
3	Grey		AC	216RL1W	2CMA168461R1000	1	0.63
3	Grey	>50-250	DC	216RL3W	2CMA168456R1000	1	0.63
3	Yellow	100-130	50 and 60	216RL4W	2CMA168457R1000	1	0.63
3	Blue	200-250	50 and 60	216RL6W	2CMA168458R1000	1	0.63
3	Red	380-415	50 and 60	216RL9W	2CMA168459R1000	1	0.63
3	Grey	transf	DC	216RL12W	2CMA168460R1000	1	0.63
3P+E							
4	Grey		AC	316RL1W	2CMA168471R1000	1	0.66
4	Green	>50	>300-500	316RL2W	2CMA168462R1000	1	0.66
4	Grey	380/440	50/60	316RL3W	2CMA168463R1000	1	0.66
4	Yellow	100-130	50 and 60	316RL4W	2CMA168464R1000	1	0.66
4	Black	600-690	50 and 60	316RL5W	2CMA168465R1000	1	0.66
4	Red	380-415	50 and 60	316RL6W	2CMA168466R1000	1	0.66
4	Black	480-500	50 and 60	316RL7W	2CMA168467R1000	1	0.66
4	Blue	200-250	50 and 60	316RL9W	2CMA168468R1000	1	0.66
4	Green	>50	100-300	316RL10W	2CMA168469R1000	1	0.66
4	Red	440-460	60	316RL11W	2CMA168470R1000	1	0.66
3P+N+E							
5	Grey		AC	416RL1W	2CMA168479R1000	1	0.68
5	Green	>50	>300-500	416RL2W	2CMA168472R1000	1	0.68
5	Grey	380/440	50/60	416RL3W	2CMA168473R1000	1	0.68
5	Yellow	100-130	50 and 60	416RL4W	2CMA168474R1000	1	0.68
5	Red	346-415	50 and 60	416RL6W	2CMA168475R1000	1	0.68
5	Black	480-500	50 and 60	416RL7W	2CMA168476R1000	1	0.68
5	Blue	208-250	50 and 60	416RL9W	2CMA168477R1000	1	0.68
5	Red	440-460	60	416RL11W	2CMA168478R1000	1	0.68



32 A, IP 67 Watertight

Plastic enclosure (PBT). Cable entry knock-outs 2 x Ø 25 mm.

Terminal block 2 x (2.5 - 10 mm²). Outlet is connected to terminal block.



Terminals/ Poles	Color Code	Voltage V	Frequency Hz	Type	Order Code	Pack	Weight kg/ea
2P+E							
3	Grey		AC	232RL1W	2CMA168484R1000	1	0.69
3	Yellow	100-130	50 and 60	232RL4W	2CMA168480R1000	1	0.69
3	Blue	200-250	50 and 60	232RL6W	2CMA168481R1000	1	0.69
3	Red	380-415	50 and 60	232RL9W	2CMA168482R1000	1	0.69
3	Grey	transf	50 and 60	232RL12W	2CMA168483R1000	1	0.69
3P+E							
4	Grey		AC	332RL1W	2CMA168494R1000	1	0.70
4	Green	>50	>300-500	332RL2W	2CMA168485R1000	1	0.70
4	Grey	380/440	50/60	332RL3W	2CMA168486R1000	1	0.70
4	Yellow	100-130	50 and 60	332RL4W	2CMA168487R1000	1	0.70
4	Black	600-690	50 and 60	332RL5W	2CMA168488R1000	1	0.70
4	Red	380-415	50 and 60	332RL6W	2CMA168489R1000	1	0.70
4	Black	480-500	50 and 60	332RL7W	2CMA168490R1000	1	0.70
4	Blue	200-250	50 and 60	332RL9W	2CMA168491R1000	1	0.70
4	Green	>50	100-300	332RL10W	2CMA168492R1000	1	0.70
4	Red	440-460	60	332RL11W	2CMA168493R1000	1	0.70
3P+N+E							
5	Grey		AC	432RL1W	2CMA168502R1000	1	0.72
5	Green	>50	>300-500	432RL2W	2CMA168495R1000	1	0.72
5	Grey	380/440	50/60	432RL3W	2CMA168496R1000	1	0.72
5	Yellow	100-130	50 and 60	432RL4W	2CMA168497R1000	1	0.72
5	Red	346-415	50 and 60	432RL6W *	2CMA168498R1000	1	0.72
5	Black	480-500	50 and 60	432RL7W	2CMA168499R1000	1	0.72
5	Blue	208-250	50 and 60	432RL9W	2CMA168500R1000	1	0.72
5	Red	440-460	60	432RL11W	2CMA168501R1000	1	0.72

*) Indicates standard product.

- Accessories page 62
- Technical data page 74
- Dimensions page 76

Surface socket outlets

For looping



125 A, IP 67 Watertight

Plastic enclosure (PBT). Cable entry with knock-outs 2 x Ø 50/25 mm.

Terminal block 2 x (16 - 70 mm²). Outlet is connected to terminal block.



Terminals/ Poles	Color Code	Voltage V	Frequency Hz	Type	Order Code	Pack	Weight kg/ea
2P+E							
3	Grey		AC	2125RL1W	2CMA168528R1000	1	4.00
3	Yellow	100-130	50 and 60	2125RL4W	2CMA168526R1000	1	4.00
3	Blue	200-250	50 and 60	2125RL6W	2CMA168527R1000	1	4.00
3P+E							
4	Grey		AC	3125RL1W	2CMA168534R1000	1	4.10
4	Yellow	100-130	50 and 60	3125RL4W	2CMA168529R1000	1	4.10
4	Red	380-415	50 and 60	3125RL6W	2CMA168530R1000	1	4.10
4	Black	480-500	50 and 60	3125RL7W	2CMA168531R1000	1	4.10
4	Blue	200-250	50 and 60	3125RL9W	2CMA168532R1000	1	4.10
4	Red	440-460	60	3125RL11W	2CMA168533R1000	1	4.10
3P+N+E							
5	Grey		AC	4125RL1W	2CMA168540R1000	1	4.25
5	Yellow	100-130	50 and 60	4125RL4W	2CMA168535R1000	1	4.25
5	Red	346-415	50 and 60	4125RL6W	2CMA168536R1000	1	4.25
5	Black	480-500	50 and 60	4125RL7W	2CMA168537R1000	1	4.25
5	Blue	208-250	50 and 60	4125RL9W	2CMA168538R1000	1	4.25
5	Red	440-460	60	4125RL11W	2CMA168539R1000	1	4.25

- 2125 - 4125RL...W can be equipped with sealing up to 70 mm².
- Cable clamps for Al available on request.
- RL...W have terminal block for 2 wire feeding under the same clamp.

- Accessoriespage 62
- Technical data.....page 74
- Dimensions.....page 76

Surface socket outlets

With protection



16 A, IP 67 Watertight

Plastic enclosure (PBT). Contains MCB type S201/S203 characteristic C.
Cable entry with knock-outs 2x Ø 25 mm. Cable area 1.5 - 10 mm²



Terminals/ Poles	Color code	Voltage V	Frequency Hz	Type	Order Code	Pack	Weight kg/ea
2P+E							
3	Yellow	100-130	50 and 60	216RPM4W	2CMA168196R1000	1	1.16
3	Blue	200-250	50 and 60	216RPM6W	2CMA168197R1000	1	1.16
3	Red	380-415	50 and 60	216RPM9W	2CMA168198R1000	1	1.16
3	Grey	transf	50 and 60	216RPM12W	2CMA168199R1000	1	1.16
3P+E							
4	Green	>50	>300-500	316RPM2W	2CMA168201R1000	1	1.19
4	Grey	380/440	50/60	316RPM3W	2CMA168202R1000	1	1.19
4	Yellow	100-130	50 and 60	316RPM4W	2CMA168203R1000	1	1.19
4	Black	600-690	50 and 60	316RPM5W	2CMA168204R1000	1	1.19
4	Red	380-415	50 and 60	316RPM6W	2CMA168205R1000	1	1.19
4	Black	480-500	50 and 60	316RPM7W	2CMA168206R1000	1	1.19
4	Blue	200-250	50 and 60	316RPM9W	2CMA168207R1000	1	1.19
4	Green	>50	100-300	316RPM10W	2CMA168208R1000	1	1.19
4	Red	440-460	60	316RPM11W	2CMA168209R1000	1	1.19
3P+N+E							
5	Green	>50	>300-500	416RPM2W	2CMA168211R1000	1	1.21
5	Grey	380/440	50/60	416RPM3W	2CMA168212R1000	1	1.21
5	Yellow	100-130	50 and 60	416RPM4W	2CMA168213R1000	1	1.21
5	Red	346-415	50 and 60	416RPM6W	2CMA168214R1000	1	1.21
5	Black	480-500	50 and 60	416RPM7W	2CMA168215R1000	1	1.21
5	Blue	208-250	50 and 60	416RPM9W	2CMA168216R1000	1	1.21
5	Red	440-460	60	416RPM11W	2CMA168217R1000	1	1.21



32 A, IP 67 Watertight

Plastic enclosure (PBT). Contains MCB type S201/S203 characteristic C.
Cable entry with knock-outs 2x Ø 25 mm. Cable area 2.5 - 10 mm²



Terminals/ Poles	Color Code	Voltage V	Frequency Hz	Type	Order Code	Pack	Weight kg/ea
2P+E							
3	Yellow	100-130	50 and 60	232RPM4W	2CMA168219R1000	1	1.22
3	Blue	200-250	50 and 60	232RPM6W	2CMA168220R1000	1	1.22
3	Red	380-415	50 and 60	232RPM9W	2CMA168221R1000	1	1.22
3	Grey	transf	50 and 60	232RPM12W	2CMA168222R1000	1	1.22
3P+E							
4	Green	>50	>300-500	332RPM2W	2CMA168224R1000	1	1.23
4	Grey	380/440	50/60	332RPM3W	2CMA168225R1000	1	1.23
4	Yellow	100-130	50 and 60	332RPM4W	2CMA168226R1000	1	1.23
4	Black	600-690	50 and 60	332RPM5W	2CMA168227R1000	1	1.23
4	Red	380-415	50 and 60	332RPM6W	2CMA168228R1000	1	1.23
4	Black	480-500	50 and 60	332RPM7W	2CMA168229R1000	1	1.23
4	Blue	200-250	50 and 60	332RPM9W	2CMA168230R1000	1	1.23
5	Green	>50	100-300	332RPM10W	2CMA168231R1000	1	1.23
4	Red	440-460	60	332RPM11W	2CMA168232R1000	1	1.23
3P+N+E							
5	Green	>50	>300-500	432RPM2W	2CMA168234R1000	1	1.25
5	Grey	380/440	50/60	432RPM3W	2CMA168235R1000	1	1.25
5	Yellow	100-130	50 and 60	432RPM4W	2CMA168236R1000	1	1.25
5	Red	346-415	50 and 60	432RPM6W *	2CMA168237R1000	1	1.25
5	Black	480-500	50 and 60	432RPM7W	2CMA168238R1000	1	1.25
5	Blue	208-250	50 and 60	432RPM9W	2CMA168239R1000	1	1.25
5	Red	440-460	60	432RPM11W	2CMA168240R1000	1	1.25

- Accessories page 62
- Technical data page 74
- Dimensions page 79

*) Indicates standard product.

Surface socket outlets

With protection



16 A, IP 44 Splashproof

Plastic enclosure (PBT). Contains RCD 25 A / 0.03 A, type A.

Cable entry with knock-outs 2 x Ø 25 mm. Cable area 1.5 - 4 mm²



Terminals/ Poles	Color code	Voltage V	Frequency Hz	Type	Order Code	Pack	Weight kg/ea
2P+E							
3	Blue	200-250	50 and 60	216RPR6	2CMA168261R1000	1	1.13
3P+E							
4	Red	380-415	50 and 60	316RPR6	2CMA168269R1000	1	1.16
4	Blue	200-250	50 and 60	316RPR9	2CMA168271R1000	1	1.16
3P+N+E							
5	Red	346-415	50 and 60	416RPR6	2CMA168278R1000	1	1.18



32 A, IP 44 Splashproof

Plastic enclosure (PBT). Contains RCD 40 A / 0.03 A, type A.

Cable entry with knock-outs 2 x Ø 25 mm. Cable area 2.5 - 10 mm²



Terminals/ Poles	Color code	Voltage V	Frequency Hz	Type	Order Code	Pack	Weight kg/ea
2P+E							
3	Blue	200-250	50 and 60	232RPR6	2CMA168283R1000	1	1.19
3P+E							
4	Red	380-415	50 and 60	332RPR6	2CMA168291R1000	1	1.20
4	Blue	200-250	50 and 60	332RPR9	2CMA168293R1000	1	1.20
3P+N+E							
5	Red	346-415	50 and 60	432RPR6	2CMA168300R1000	1	1.22

- Accessoriespage 62
- Technical data.....page 74
- Dimensions.....page 79

Surface socket outlets

With protection



16 A, IP 67 Watertight

Plastic enclosure (PBT). Contains RCD 25A / 0.03 A, type A.

Cable entry with knock-outs 2 x Ø 25 mm. Cable area 1.5 - 4 mm²



Terminals/ Poles	Color code	Voltage V	Frequency Hz	Type	Order Code	Pack	Weight kg/ea
2P+E							
3	Yellow	100-130	50 and 60	216RPR4W	2CMA168323R1000	1	1.16
3	Blue	200-250	50 and 60	216RPR6W	2CMA168324R1000	1	1.16
3	Grey	transf	50 and 60	216RPR12W	2CMA168326R1000	1	1.16
3P+E							
4	Yellow	100-130	50 and 60	316RPR4W	2CMA168330R1000	1	1.19
4	Red	380-415	50 and 60	316RPR6W	2CMA168332R1000	1	1.19
4	Blue	200-250	50 and 60	316RPR9W	2CMA168334R1000	1	1.19
3P+N+E							
5	Yellow	100-130	50 and 60	416RPR4W	2CMA168340R1000	1	1.21
5	Red	346-415	50 and 60	416RPR6W	2CMA168341R1000	1	1.21
5	Blue	208-250	50 and 60	416RPR9W	2CMA168343R1000	1	1.21



32 A, IP 67 Watertight

Plastic enclosure (PBT). Contains RCD 40 A / 0.03 A, type A.

Cable entry with knock-outs 2 x Ø 25 mm. Cable area 2.5 - 10 mm²



Terminals/ Poles	Color Code	Voltage V	Frequency Hz	Type	Order Code	Pack	Weight kg/ea
2P+E							
3	Yellow	100-130	50 and 60	232RPR4W	2CMA168346R1000	1	1.22
3	Blue	200-250	50 and 60	232RPR6W *	2CMA168347R1000	1	1.22
3	Grey	transf	50 and 60	232RPR12W	2CMA168349R1000	1	1.22
3P+E							
4	Yellow	100-130	50 and 60	332RPR4W	2CMA168353R1000	1	1.23
4	Red	380-415	50 and 60	332RPR6W *	2CMA168355R1000	1	1.23
4	Blue	200-250	50 and 60	332RPR9W	2CMA168357R1000	1	1.23
3P+N+E							
5	Yellow	100-130	50 and 60	432RPR4W	2CMA168363R1000	1	1.25
5	Red	346-415	50 and 60	432RPR6W	2CMA168364R1000	1	1.25
5	Blue	208-250	50 and 60	432RPR9W	2CMA168366R1000	1	1.25

*) Indicates standard product.

- Accessories page 62
- Technical data page 74
- Dimensions page 79

Surface socket outlets

With protection



16 A, IP 67 Watertight

Plastic enclosure (PBT). Cable entry with knock-outs 2 x Ø 25 mm.
Cable area 1.5 - 10 mm². Delivered without MCB/RCD. Space for 4 modules.



Terminals/ Poles	Color code	Voltage V	Frequency Hz	Type	Order Code	Pack	Weight kg/ea
2P+							
3	Blue	200-250	50 and 60	216RP6WP	2CMA164572R1000	1	0.82
3P+N+E							
5	Red	346-415	50 and 60	416RP6WP	2CMA164589R1000	1	0.94



32 A, IP 67 Watertight

Plastic enclosure (PBT). Cable entry with knock-outs 2 x Ø 25 mm.
Cable area 2.5 - 10 mm². Delivered without MCB/RCD. Space for 4 modules.



Terminals/ Poles	Color code	Voltage V	Frequency Hz	Type	Order Code	Pack	Weight kg/ea
2P+E							
3	Blue	200-250	50 and 60	232RP6WP	2CMA164602R1000	1	0.85
3P+N+E							
5	Red	346-415	50 and 60	432RP6WP	2CMA164619R1000	1	0.97

- Accessoriespage 62
- Technical data.....page 74
- Dimensions.....page 79

Surface socket outlets

For wall socket box



16 A, IP 44 Splashproof

Plastic enclosure (PC). Cable area 1.5 - 4 mm². Enclosure color RAL 7035.

Terminals/ Poles	Color code	Voltage V	Frequency Hz	Type	Order Code	Pack	Weight kg/ea
---------------------	---------------	--------------	-----------------	------	------------	------	-----------------

For flush mounting

2P+E

3	 Blue	200-250	50 and 60	CUED 216-6 *	2CMA178698R1000	10	0.17
---	--	---------	-----------	--------------	-----------------	----	------

3P+N+E

5	 Red	346-415	50 and 60	CUED 416-6 *	2CMA178699R1000	10	0.21
---	---	---------	-----------	--------------	-----------------	----	------

For surface mounting

2P+E

3	 Blue	200-250	50 and 60	CUED 216-6+RD216	2CMA178695R1000	10	0.25
---	--	---------	-----------	------------------	-----------------	----	------


3P+N+E

5	 Red	346-415	50 and 60	CUED 416-6+RD *	2CMA178696R1000	10	0.31
---	---	---------	-----------	-----------------	-----------------	----	------

*) Indicates standard product.

Cable entries

- RD 216 has two alternative knock-out entries Ø 23 and Ø 20.5 mm.
- RD has four alternative knock-outs entries Ø 20.5, Ø 23, Ø 25.5 and Ø 29 mm



- Accessories page 62
- Technical data page 74
- Dimensions page 77

Surface inlets




16 A, IP 44 Splashproof

Plastic enclosure (PA). Flexible membrane and metric threaded M20 insert for top cable entry. Rear knock-out cable entry. Cable area 1.5 - 4 mm²



Terminals/ Poles	Color code	Voltage V	Frequency Hz	Type	Order Code	Pack	Weight kg/ea
2P+E							
3	Yellow	100-130	50 and 60	216BS4	2CMA193289R1000	10	0.15
3	Blue	200-250	50 and 60	216BS6 *	2CMA193290R1000	10	0.15
3P+E							
4	Yellow	100-130	50 and 60	316BS4	2CMA193296R1000	10	0.19
4	Black	600-690	50 and 60	316BS5	2CMA193297R1000	10	0.19
4	Red	380-415	50 and 60	316BS6 *	2CMA193298R1000	10	0.19
4	Black	480-500	50 and 60	316BS7	2CMA193299R1000	10	0.19
4	Blue	200-250	50 and 60	316BS9	2CMA193300R1000	10	0.19
4	Red	440-460	60	316BS11	2CMA193302R1000	10	0.19
3P+N+E							
5	Red	346-415	50 and 60	416BS6 *	2CMA193307R1000	10	0.20



32 A, IP 44 Splashproof

Plastic enclosure (PA). Flexible membrane and metric threaded M25 insert for top cable entry. Rear knock-out cable entry. Cable area 2.5 - 10 mm²



Terminals/ Poles	Color code	Voltage V	Frequency Hz	Type	Order Code	Pack	Weight kg/ea
2P+E							
3	Yellow	100-130	50 and 60	232BS4	2CMA193313R1000	10	0.25
3	Blue	200-250	50 and 60	232BS6 *	2CMA193314R1000	10	0.25
3P+E							
4	Black	600-690	50 and 60	332BS5	2CMA193321R1000	10	0.27
4	Red	380-415	50 and 60	332BS6 *	2CMA193322R1000	10	0.27
4	Black	480-500	50 and 60	332BS7	2CMA193323R1000	10	0.27
4	Blue	200-250	50 and 60	332BS9	2CMA193324R1000	10	0.27
3P+N+E							
5	Red	346-415	50 and 60	432BS6 *	2CMA193331R1000	10	0.29



63 A, IP 44 Splashproof

Plastic enclosure (PBT)

M32 alternative rear knock-out cable entry. Cable area 6 - 25 mm²



Terminals/ Poles	Color code	Voltage V	Frequency Hz	Type	Order Code	Pack	Weight kg/ea
2P+E							
3	Yellow	100-130	50 and 60	263BS4	2CMA167542R1000	1	0.80
3	Blue	200-250	50 and 60	263BS6	2CMA167544R1000	1	0.80
3P+E							
4	Black	600-690	50 and 60	363BS5	2CMA167552R1000	1	0.85
4	Red	380-415	50 and 60	363BS6 *	2CMA167554R1000	1	0.85
4	Black	480-500	50 and 60	363BS7	2CMA167556R1000	1	0.85
4	Blue	200-250	50 and 60	363BS9	2CMA167558R1000	1	0.85
3P+N+E							
5	Red	346-415	50 and 60	463BS6 *	2CMA167566R1000	1	0.90

*) Indicates standard product.

- Accessoriespage 62
- Technical data.....page 74
- Dimensions.....page 82

Surface inlets



16 A, IP 67 Watertight

Plastic enclosure (PBT)

Cable entry Ø 25 mm. Cable area 1.5 - 4 mm²



Terminals/ Poles	Color code	Voltage V	Frequency Hz	Type	Order Code	Pack	Weight kg/ea
2P+E							
3	Grey		AC	216BS1W	2CMA167050R1000	1	0.36
3	Grey	>50-250	DC	216BS3W	2CMA167040R1000	1	0.36
3	Yellow	100-130	50 and 60	216BS4W	2CMA167042R1000	1	0.36
3	Blue	200-250	50 and 60	216BS6W	2CMA167044R1000	1	0.36
3	Red	380-415	50 and 60	216BS9W	2CMA167046R1000	1	0.36
3	Grey	transf	50 and 60	216BS12W	2CMA167048R1000	1	0.36
3P+E							
4	Grey		AC	316BS1W	2CMA167070R1000	1	0.41
4	Green	>50	>300-500	316BS2W	2CMA167052R1000	1	0.41
4	Grey	380/440	50/60	316BS3W	2CMA167054R1000	1	0.41
4	Yellow	100-130	50 and 60	316BS4W	2CMA167056R1000	1	0.41
4	Black	600-690	50 and 60	316BS5W	2CMA167058R1000	1	0.41
4	Red	380-415	50 and 60	316BS6W *	2CMA167060R1000	1	0.41
4	Black	480-500	50 and 60	316BS7W	2CMA167062R1000	1	0.41
4	Blue	200-250	50 and 60	316BS9W *	2CMA167064R1000	1	0.41
4	Green	>50	100-300	316BS10W	2CMA167066R1000	1	0.41
4	Red	440-460	60	316BS11W	2CMA167068R1000	1	0.41
3P+N+E							
5	Grey		AC	416BS1W	2CMA167086R1000	1	0.43
5	Green	>50	>300-500	416BS2W	2CMA167072R1000	1	0.43
5	Grey	380/440	50/60	416BS3W	2CMA167074R1000	1	0.43
5	Yellow	100-130	50 and 60	416BS4W	2CMA167076R1000	1	0.43
5	Red	346-415	50 and 60	416BS6W *	2CMA167078R1000	1	0.43
5	Black	480-500	50 and 60	416BS7W	2CMA167080R1000	1	0.43
5	Blue	208-250	50 and 60	416BS9W	2CMA167082R1000	1	0.43
5	Red	440-460	60	416BS11W	2CMA167084R1000	1	0.43

* Indicates standard product.

- Accessories page 62
- Technical data page 74
- Dimensions page 82

Surface inlets



32 A, IP 67 Watertight

Plastic enclosure (PBT)

Cable entry Ø 25 mm. Cable area 2.5 - 10 mm²



Terminals/ Poles	Color Code	Voltage V	Frequency Hz	Type	Order Code	Pack	Weight kg/ea
2P+E							
3	Grey		AC	232BS1W	2CMA167096R1000	1	0.44
3	Yellow	100-130	50 and 60	232BS4W	2CMA167088R1000	1	0.44
3	Blue	200-250	50 and 60	232BS6W *	2CMA167090R1000	1	0.44
3	Red	380-415	50 and 60	232BS9W	2CMA167092R1000	1	0.44
3	Grey	transf	50 and 60	232BS12W	2CMA167094R1000	1	0.44
3P+E							
4	Grey		AC	332BS1W	2CMA167114R1000	1	0.46
4	Green	>50	>300-500	332BS2W	2CMA167098R1000	1	0.46
4	Grey	380/440	50/60	332BS3W	2CMA167100R1000	1	0.46
4	Yellow	100-130	50 and 60	332BS4W	2CMA167102R1000	1	0.46
4	Black	600-690	50 and 60	332BS5W	2CMA167103R1000	1	0.46
4	Red	380-415	50 and 60	332BS6W *	2CMA167104R1000	1	0.46
4	Black	480-500	50 and 60	332BS7W	2CMA167106R1000	1	0.46
4	Blue	200-250	50 and 60	332BS9W	2CMA167108R1000	1	0.46
4	Green	>50	100-300	332BS10W	2CMA167110R1000	1	0.46
4	Red	440-460	60	332BS11W	2CMA167112R1000	1	0.46
3P+N+E							
5	Grey		AC	432BS1W	2CMA167130R1000	1	0.48
5	Green	>50	>300-500	432BS2W	2CMA167116R1000	1	0.48
5	Grey	380/440	50/60	432BS3W	2CMA167118R1000	1	0.48
5	Yellow	100-130	50 and 60	432BS4W	2CMA167120R1000	1	0.48
5	Red	346-415	50 and 60	432BS6W *	2CMA167122R1000	1	0.48
5	Black	480-500	50 and 60	432BS7W	2CMA167124R1000	1	0.48
5	Blue	208-250	50 and 60	432BS9W	2CMA167126R1000	1	0.48
5	Red	440-460	60	432BS11W	2CMA167128R1000	1	0.48

*) Indicates standard product.

- Accessoriespage 62
- Technical data.....page 74
- Dimensions.....page 82

Surface inlets



63 A, IP 67 Watertight

Plastic enclosure (PBT)

Cable entry Ø 32 mm. Cable area 6 - 25 mm²



Terminals/ Poles	Color code	Voltage V	Frequency Hz	Type	Order Code	Pack	Weight kg/ea
2P+E							
3	Grey		AC	263BS1W	2CMA167344R1000	1	1.20
3	Yellow	100-130	50 and 60	263BS4W	2CMA167338R1000	1	1.20
3	Blue	200-250	50 and 60	263BS6W	2CMA167340R1000	1	1.20
3	Red	380-415	50 and 60	263BS9W	2CMA167342R1000	1	1.20
3P+E							
4	Grey		AC	363BS1W	2CMA167358R1000	1	1.30
4	Yellow	100-130	50 and 60	363BS4W	2CMA167346R1000	1	1.30
4	Black	600-690	50 and 60	363BS5W	2CMA167348R1000	1	1.30
4	Red	380-415	50 and 60	363BS6W	2CMA167350R1000	1	1.30
4	Black	480-500	50 and 60	363BS7W	2CMA167352R1000	1	1.30
4	Blue	200-250	50 and 60	363BS9W	2CMA167354R1000	1	1.30
4	Red	440-460	60	363BS11W	2CMA167356R1000	1	1.30
3P+N+E							
5	Grey		AC	463BS1W	2CMA167370R1000	1	1.40
5	Yellow	100-130	50 and 60	463BS4W	2CMA167360R1000	1	1.40
5	Red	346-415	50 and 60	463BS6W *	2CMA167362R1000	1	1.40
5	Black	480-500	50 and 60	463BS7W	2CMA167364R1000	1	1.40
5	Blue	208-250	50 and 60	463BS9W	2CMA167366R1000	1	1.40
5	Red	440-460	60	463BS11W	2CMA167368R1000	1	1.40



125 A, IP 67 Watertight

Plastic enclosure (PBT)

Cable entry Ø 50 mm. Cable area 16 - 70 mm²




Terminals/ Poles	Color Code	Voltage V	Frequency Hz	Type	Order Code	Pack	Weight kg/ea
2P+E							
3	Grey		AC	2125BS1W	2CMA167278R1000	1	4.00
3	Yellow	100-130	50 and 60	2125BS4W	2CMA167274R1000	1	4.00
3	Blue	200-250	50 and 60	2125BS6W	2CMA167276R1000	1	4.00
3P+E							
4	Grey		AC	3125BS1W	2CMA167290R1000	1	4.10
4	Yellow	100-130	50 and 60	3125BS4W	2CMA167280R1000	1	4.10
4	Red	380-415	50 and 60	3125BS6W	2CMA167282R1000	1	4.10
4	Black	480-500	50 and 60	3125BS7W	2CMA167284R1000	1	4.10
4	Blue	200-250	50 and 60	3125BS9W	2CMA167286R1000	1	4.10
4	Red	440-460	60	3125BS11W	2CMA167288R1000	1	4.10
3P+N+E							
5	Grey		AC	4125BS1W	2CMA167302R1000	1	4.25
5	Yellow	100-130	50 and 60	4125BS4W	2CMA167292R1000	1	4.25
5	Red	346-415	50 and 60	4125BS6W *	2CMA167294R1000	1	4.25
5	Black	480-500	50 and 60	4125BS7W	2CMA167296R1000	1	4.25
5	Blue	208-250	50 and 60	4125BS9W	2CMA167298R1000	1	4.25
5	Red	440-460	60	4125BS11W	2CMA167300R1000	1	4.25

*) Indicates standard product.

- Accessories page 62
- Technical data page 74
- Dimensions page 82

Panel mounted socket outlets

Minimized straight flange



16 A, IP 44 Splashproof

Plastic enclosure (PA). Cable area 1.5 - 4 mm²



Terminals/ Poles	Color code	Voltage V	Frequency Hz	Type	Order Code	Pack	Weight kg/ea
2P+E							
3	Yellow	100-130	50 and 60	216R4 *	2CMA193145R1000	10	0.14
3	Blue	200-250	50 and 60	216R6 *	2CMA193146R1000	10	0.14
3P+E							
4	Yellow	100-130	50 and 60	316R4	2CMA193152R1000	10	0.17
4	Black	600-690	50 and 60	316R5	2CMA193153R1000	10	0.17
4	Red	380-415	50 and 60	316R6 *	2CMA193154R1000	10	0.17
4	Black	480-500	50 and 60	316R7 *	2CMA193155R1000	10	0.17
4	Blue	200-250	50 and 60	316R9	2CMA193156R1000	10	0.17
4	Red	440-460	60	316R11 *	2CMA193158R1000	10	0.17
3P+N+E							
5	Red	346-415	50 and 60	416R6 *	2CMA193163R1000	10	0.19

*) Indicates standard product.

- Accessoriespage 62
- Technical data.....page 74
- Dimensions.....page 80

Panel mounted socket outlets

Unified straight flange



16 A, IP 44 Splashproof

Plastic enclosure (PA). Cable area 1.5 - 4 mm²



Terminals/ Poles	Color code	Voltage V	Frequency Hz	Type	Order Code	Pack	Weight kg/ea
2P+E							
3	Yellow	100-130	50 and 60	216RU4	2CMA193169R1000	10	0.15
3	Blue	200-250	50 and 60	216RU6 *	2CMA193170R1000	10	0.15
3P+E							
4	Yellow	100-130	50 and 60	316RU4	2CMA193176R1000	10	0.18
4	Black	600-690	50 and 60	316RU5	2CMA193177R1000	10	0.18
4	Red	380-415	50 and 60	316RU6 *	2CMA193178R1000	10	0.18
4	Black	480-500	50 and 60	316RU7	2CMA193179R1000	10	0.18
4	Blue	200-250	50 and 60	316RU9 *	2CMA193180R1000	10	0.18
4	Red	440-460	60	316RU11	2CMA193182R1000	10	0.18
3P+N+E							
5	Red	346-415	50 and 60	416RU6 *	2CMA193187R1000	10	0.20



32 A, IP 44 Splashproof

Plastic enclosure (PA). Cable area 2.5 - 10 mm²



Terminals/ Poles	Color code	Voltage V	Frequency Hz	Type	Order Code	Pack	Weight kg/ea
2P+E							
3	Yellow	100-130	50 and 60	232RU4 *	2CMA193241R1000	10	0.21
3	Blue	200-250	50 and 60	232RU6 *	2CMA193242R1000	10	0.21
3P+E							
4	Black	600-690	50 and 60	332RU5	2CMA193249R1000	10	0.22
4	Red	380-415	50 and 60	332RU6 *	2CMA193250R1000	10	0.22
4	Black	480-500	50 and 60	332RU7	2CMA193251R1000	10	0.22
4	Blue	200-250	50 and 60	332RU9 *	2CMA193252R1000	10	0.22
3P+N+E							
5	Red	346-415	50 and 60	432RU6 *	2CMA193259R1000	10	0.24



63 A, IP 44 Splashproof

Plastic enclosure (PBT). Cable area 6 - 25 mm²



Terminals/ Poles	Color code	Voltage V	Frequency Hz	Type	Order Code	Pack	Weight kg/ea
2P+E							
3	Yellow	100-130	50 and 60	263RU4	2CMA167508R1000	1	0.60
3	Blue	200-250	50 and 60	263RU6	2CMA167510R1000	1	0.60
3P+E							
4	Black	600-690	50 and 60	363RU5	2CMA167518R1000	1	0.69
4	Red	380-415	50 and 60	363RU6	2CMA167520R1000	1	0.69
4	Black	480-500	50 and 60	363RU7	2CMA167522R1000	1	0.69
4	Blue	200-250	50 and 60	363RU9	2CMA167524R1000	1	0.69
3P+N+E							
5	Red	346-415	50 and 60	463RU6 *	2CMA167532R1000	1	0.76

* Indicates standard product.

- Accessories page 62
- Technical data page 74
- Dimensions page 80

Panel mounted socket outlets

Unified straight flange



63 A, IP 67 Watertight

Plastic enclosure (PBT)

Cable area 6 - 25 mm²



Terminals/ Poles	Color code	Voltage V	Frequency Hz	Type	Order Code	Pack	Weight kg/ea
2P+E							
3	Grey		AC	263RU1W	2CMA167378R1000	1	0.64
3	Yellow	100-130	50 and 60	263RU4W	2CMA167372R1000	1	0.64
3	Blue	200-250	50 and 60	263RU6W	2CMA167374R1000	1	0.64
3	Red	380-415	50 and 60	263RU9W	2CMA167376R1000	1	0.64
3P+E							
4	Grey		AC	363RU1W	2CMA167392R1000	1	0.69
4	Yellow	100-130	50 and 60	363RU4W	2CMA167380R1000	1	0.69
4	Black	600-690	50 and 60	363RU5W	2CMA167382R1000	1	0.69
4	Red	380-415	50 and 60	363RU6W *	2CMA167384R1000	1	0.69
4	Black	480-500	50 and 60	363RU7W	2CMA167386R1000	1	0.69
4	Blue	200-250	50 and 60	363RU9W	2CMA167388R1000	1	0.69
4	Red	440-460	60	363RU11W	2CMA167390R1000	1	0.69
3P+N+E							
5	Grey		AC	463RU1W	2CMA167404R1000	1	0.76
5	Yellow	100-130	50 and 60	463RU4W	2CMA167394R1000	1	0.76
5	Red	346-415	50 and 60	463RU6W	2CMA167396R1000	1	0.76
5	Black	480-500	50 and 60	463RU7W	2CMA167398R1000	1	0.76
5	Blue	208-250	50 and 60	463RU9W	2CMA167400R1000	1	0.76
5	Red	440-460	60	463RU11W	2CMA167402R1000	1	0.76



125 A, IP 67 Watertight

Plastic enclosure (PBT). LP types with long phase sleeves and pilot sleeve.

Cable area 16 - 70 mm²



Terminals/ Poles	Color Code	Voltage V	Frequency Hz	Type	Order Code	Pack	Weight kg/ea
2P+E							
3	Grey		AC	2125RU1W	2CMA167134R1000	1	0.85
3	Yellow	100-130	50 and 60	2125RU4W	2CMA167132R1000	1	0.85
3	Blue	200-250	50 and 60	2125RU6W *	2CMA167133R1000	1	0.85
3	Blue	200-250	50 and 60	2125RU6W LP	2CMA192729R1000	1	0.85
3P+E							
4	Grey		AC	3125RU1W	2CMA167140R1000	1	1.00
4	Yellow	100-130	50 and 60	3125RU4W	2CMA167135R1000	1	1.00
4	Red	380-415	50 and 60	3125RU6W	2CMA167136R1000	1	1.00
4	Red	380-415	50 and 60	3125RU6W LP	2CMA192730R1000	1	1.00
4	Black	480-500	50 and 60	3125RU7W	2CMA167137R1000	1	1.00
4	Blue	200-250	50 and 60	3125RU9W	2CMA167138R1000	1	1.00
4	Red	440-460	60	3125RU11W	2CMA167139R1000	1	1.00
3P+N+E							
5	Grey		AC	4125RU1W	2CMA167146R1000	1	1.14
5	Yellow	100-130	50 and 60	4125RU4W	2CMA167141R1000	1	1.14
5	Red	346-415	50 and 60	4125RU6W *	2CMA167142R1000	1	1.14
5	Red	346-415	50 and 60	4125RU6W LP	2CMA169213R1000	1	1.14
5	Black	480-500	50 and 60	4125RU7W *	2CMA167143R1000	1	1.14
5	Blue	208-250	50 and 60	4125RU9W	2CMA167144R1000	1	1.14
5	Red	440-460	60	4125RU11W	2CMA167145R1000	1	1.14

*) Indicates standard product.
- Delivered with flange gasket.

- Accessoriespage 62
- Technical data.....page 74
- Dimensions.....page 80

Panel mounted socket outlets

Minimized angled flange



16 A, IP 44 Splashproof

Plastic enclosure (PA)

Cable area 1.5 - 4 mm²



Terminals/ Poles	Color code	Voltage V	Frequency Hz	Type	Order Code	Pack	Weight kg/ea
2P+E							
3	Yellow	100-130	50 and 60	216RAM4	2CMA170003R1000	10	0.21
3	Blue	200-250	50 and 60	216RAM6 *	2CMA170004R1000	10	0.21
3P+E							
4	Yellow	100-130	50 and 60	316RAM4	2CMA170010R1000	10	0.22
4	Black	600-690	50 and 60	316RAM5	2CMA170011R1000	10	0.22
4	Red	380-415	50 and 60	316RAM6 *	2CMA170012R1000	10	0.22
4	Black	480-500	50 and 60	316RAM7	2CMA170013R1000	10	0.22
4	Blue	200-250	50 and 60	316RAM9	2CMA170014R1000	10	0.22
4	Red	440-460	60	316RAM11	2CMA170016R1000	10	0.22
3P+N+E							
5	Red	346-415	50 and 60	416RAM6 *	2CMA170021R1000	10	0.24



32 A, IP 44 Splashproof

Plastic enclosure (PA)

Cable area 2.5 - 10 mm²



Terminals/ Poles	Color code	Voltage V	Frequency Hz	Type	Order Code	Pack	Weight kg/ea
2P+E							
3	Yellow	100-130	50 and 60	232RAM4	2CMA170026R1000	10	0.21
3	Blue	200-250	50 and 60	232RAM6	2CMA170027R1000	10	0.21
3P+E							
4	Black	600-690	50 and 60	332RAM5	2CMA170034R1000	10	0.22
4	Red	380-415	50 and 60	332RAM6	2CMA170035R1000	10	0.22
4	Black	480-500	50 and 60	332RAM7	2CMA170036R1000	10	0.22
4	Blue	200-250	50 and 60	332RAM9	2CMA170037R1000	10	0.22
3P+N+E							
5	Red	346-415	50 and 60	432RAM6 *	2CMA170044R1000	10	0.24

*) Indicates standard product.

- Accessoriespage 62
- Technical data.....page 74
- Dimensions.....page 80

Panel mounted socket outlets

Unified angled flange



16 A, IP 44 Splashproof

Plastic enclosure (PA). Cable area 1.5 - 4 mm²



Terminals/ Poles	Color code	Voltage V	Frequency Hz	Type	Order Code	Pack	Weight kg/ea
2P+							
3	Yellow	100-130	50 and 60	216RAU4	2CMA193217R1000	10	0.19
3	Blue	200-250	50 and 60	216RAU6 *	2CMA193218R1000	10	0.19
3P+E							
4	Yellow	100-130	50 and 60	316RAU4	2CMA193224R1000	10	0.22
4	Black	600-690	50 and 60	316RAU5	2CMA193225R1000	10	0.22
4	Red	380-415	50 and 60	316RAU6 *	2CMA193226R1000	10	0.22
4	Black	480-500	50 and 60	316RAU7	2CMA193227R1000	10	0.22
4	Blue	200-250	50 and 60	316RAU9	2CMA193228R1000	10	0.22
4	Red	440-460	60	316RAU11	2CMA193230R1000	10	0.22
3P+N+E							
5	Red	346-415	50 and 60	416RAU6 *	2CMA193235R1000	10	0.24



32 A, IP 44 Splashproof

Plastic enclosure (PA). Cable area 2.5 - 10 mm²



Terminals/ Poles	Color code	Voltage V	Frequency Hz	Type	Order Code	Pack	Weight kg/ea
2P+E							
3	Yellow	100-130	50 and 60	232RAU4	2CMA193265R1000	10	0.25
3	Blue	200-250	50 and 60	232RAU6 *	2CMA193266R1000	10	0.25
3P+E							
4	Black	600-690	50 and 60	332RAU5	2CMA193273R1000	10	0.26
4	Red	380-415	50 and 60	332RAU6 *	2CMA193274R1000	10	0.26
4	Black	480-500	50 and 60	332RAU7	2CMA193275R1000	10	0.26
4	Blue	200-250	50 and 60	332RAU9	2CMA193276R1000	10	0.26
3P+N+E							
5	Red	346-415	50 and 60	432RAU6 *	2CMA193283R1000	10	0.28



63 A, IP 44 Splashproof

Plastic enclosure (PBT). Cable area 6 - 25 mm²



Terminals/ Poles	Color code	Voltage V	Frequency Hz	Type	Order Code	Pack	Weight kg/ea
2P+E							
3	Yellow	100-130	50 and 60	263RAU4	2CMA167406R1000	1	0.60
3	Blue	200-250	50 and 60	263RAU6	2CMA167408R1000	1	0.60
3P+E							
4	Black	600-690	50 and 60	363RAU5	2CMA167416R1000	1	0.63
4	Red	380-415	50 and 60	363RAU6	2CMA167418R1000	1	0.63
4	Black	480-500	50 and 60	363RAU7	2CMA167420R1000	1	0.63
4	Blue	200-250	50 and 60	363RAU9	2CMA167422R1000	1	0.63
3P+N+E							
5	Red	346-415	50 and 60	463RAU6 *	2CMA167430R1000	1	0.69

*) Indicates standard product.

- Accessories page 62
- Technical data..... page 74
- Dimensions..... page 81

Panel mounted socket outlets

Unified angled flange



16 A, IP 67 Watertight Plastic enclosure (PBT). Cable area 1.5 - 4 mm²

Terminals/ Poles	Color code	Voltage V	Frequency Hz	Type	Order Code	Pack	Weight kg
2P+E							
3	Grey		AC	216RAU1W	2CMA167002R1000	1	0.12
3	Grey	>50-250	DC	216RAU3W	2CMA166992R1000	1	0.12
3	Yellow	100-130	50 and 60	216RAU4W *	2CMA166994R1000	1	0.12
3	Blue	200-250	50 and 60	216RAU6W *	2CMA166996R1000	1	0.12
3	Red	380-415	50 and 60	216RAU9W	2CMA166998R1000	1	0.12
3	Grey	transf	50 and 60	216RAU12W	2CMA167000R1000	1	0.12
3P+E							
4	Grey		AC	316RAU1W	2CMA167022R1000	1	0.15
4	Green	>50	>300-500	316RAU2W	2CMA167004R1000	1	0.15
4	Grey	380/440	50/60	316RAU3W	2CMA167006R1000	1	0.15
4	Yellow	100-130	50 and 60	316RAU4W	2CMA167008R1000	1	0.15
4	Black	600-690	50 and 60	316RAU5W	2CMA167010R1000	1	0.15
4	Red	380-415	50 and 60	316RAU6W *	2CMA167012R1000	1	0.15
4	Black	480-500	50 and 60	316RAU7W	2CMA167014R1000	1	0.15
4	Blue	200-250	50 and 60	316RAU9W	2CMA167016R1000	1	0.15
4	Green	>50	100-300	316RAU10W	2CMA167018R1000	1	0.15
4	Red	440-460	60	316RAU11W	2CMA167020R1000	1	0.15
3P+N+E							
5	Grey		AC	416RAU1W	2CMA167038R1000	1	0.18
5	Green	>50	>300-500	416RAU2W	2CMA167024R1000	1	0.18
5	Grey	380/440	50/60	416RAU3W	2CMA167026R1000	1	0.18
5	Yellow	100-130	50 and 60	416RAU4W	2CMA167028R1000	1	0.18
5	Red	346-415	50 and 60	416RAU6W *	2CMA167030R1000	1	0.18
5	Black	480-500	50 and 60	416RAU7W	2CMA167032R1000	1	0.18
5	Blue	208-250	50 and 60	416RAU9W	2CMA167034R1000	1	0.18
5	Red	440-460	60	416RAU11W *	2CMA167036R1000	1	0.18



32 A, IP 67 Watertight Plastic enclosure (PBT). Cable area 2.5 - 10 mm²

Terminals/ Poles	Color Code	Voltage V	Frequency Hz	Type	Order Code	Pack	Weight kg/rea
2P+E							
3	Grey		AC	232RAU1W	2CMA166954R1000	1	0.19
3	Yellow	100-130	50 and 60	232RAU4W	2CMA166946R1000	1	0.19
3	Blue	200-250	50 and 60	232RAU6W *	2CMA166948R1000	1	0.19
3	Red	380-415	50 and 60	232RAU9W	2CMA166950R1000	1	0.19
3	Grey	transf	50 and 60	232RAU12W	2CMA166952R1000	1	0.19
3P+E							
4	Grey		AC	332RAU1W	2CMA166974R1000	1	0.21
4	Green	>50	>300-500	332RAU2W	2CMA166956R1000	1	0.21
4	Grey	380/440	50/60	332RAU3W	2CMA166958R1000	1	0.21
4	Yellow	100-130	50 and 60	332RAU4W	2CMA166960R1000	1	0.21
4	Black	600-690	50 and 60	332RAU5W	2CMA166962R1000	1	0.21
4	Red	380-415	50 and 60	332RAU6W *	2CMA166964R1000	1	0.21
4	Black	480-500	50 and 60	332RAU7W	2CMA166966R1000	1	0.21
4	Blue	200-250	50 and 60	332RAU9W	2CMA166968R1000	1	0.21
4	Green	>50	100-300	332RAU10W	2CMA166970R1000	1	0.21
4	Red	440-460	60	332RAU11W	2CMA166972R1000	1	0.21
3P+N+E							
5	Grey		AC	432RAU1W	2CMA166990R1000	1	0.26
5	Green	>50	>300-500	432RAU2W	2CMA166976R1000	1	0.26
5	Grey	380/440	50/60	432RAU3W	2CMA166978R1000	1	0.26
5	Yellow	100-130	50 and 60	432RAU4W	2CMA166980R1000	1	0.26
5	Red	346-415	50 and 60	432RAU6W *	2CMA166982R1000	1	0.26
5	Black	480-500	50 and 60	432RAU7W *	2CMA166984R1000	1	0.26
5	Blue	208-250	50 and 60	432RAU9W	2CMA166986R1000	1	0.26
5	Red	440-460	60	432RAU11W	2CMA166988R1000	1	0.26

* Indicates standard product.
- Delivered with flange gasket.

- Accessories page 62
- Technical data page 74
- Dimensions page 81

Panel mounted socket outlets

Unified angled flange



63 A, IP 67 Watertight

Plastic enclosure (PBT). Cable area 6 - 25 mm²



Terminals/ Poles	Color code	Voltage V	Frequency Hz	Type	Order Code	Pack	Weight kg/ea
2P+E							
3	Grey		AC	263RAU1W	2CMA167446R1000	1	0.60
3	Yellow	100-130	50 and 60	263RAU4W	2CMA167440R1000	1	0.60
3	Blue	200-250	50 and 60	263RAU6W	2CMA167442R1000	1	0.60
3	Red	380-415	50 and 60	263RAU9W	2CMA167444R1000	1	0.60
3P+E							
4	Grey		AC	363RAU1W	2CMA167460R1000	1	0.63
4	Yellow	100-130	50 and 60	363RAU4W	2CMA167448R1000	1	0.63
4	Black	600-690	50 and 60	363RAU5W	2CMA167450R1000	1	0.63
4	Red	380-415	50 and 60	363RAU6W	2CMA167452R1000	1	0.63
4	Black	480-500	50 and 60	363RAU7W	2CMA167454R1000	1	0.63
4	Blue	200-250	50 and 60	363RAU9W	2CMA167456R1000	1	0.63
4	Red	440-460	60	363RAU11W	2CMA167458R1000	1	0.63
3P+N+E							
5	Grey		AC	463RAU1W	2CMA167472R1000	1	0.69
5	Yellow	100-130	50 and 60	463RAU4W	2CMA167462R1000	1	0.69
5	Red	346-415	50 and 60	463RAU6W *	2CMA167464R1000	1	0.69
5	Black	480-500	50 and 60	463RAU7W	2CMA167466R1000	1	0.69
5	Blue	208-250	50 and 60	463RAU9W	2CMA167468R1000	1	0.69
5	Red	440-460	60	463RAU11W	2CMA167470R1000	1	0.69

*) Indicates standard product.
- Delivered with flange gasket.

- Accessoriespage 62
- Technical data.....page 74
- Dimensions.....page 81

Panel mounted socket inlets

Straight flange



16 A, IP 44 Splashproof

Plastic enclosure (PA). Cable area 1.5 - 4 mm²



Terminals/ Poles	Color code	Voltage V	Frequency Hz	Type	Order Code	Pack	Weight kg/ea
2P+E							
3	Blue	200-250	50 and 60	216B6 *	2CMA193338R1000	10	0.10
3P+E							
4	Black	600-690	50 and 60	316B5	2CMA193345R1000	10	0.13
4	Red	380-415	50 and 60	316B6	2CMA193346R1000	10	0.13
4	Blue	200-250	50 and 60	316B9	2CMA193348R1000	10	0.13
3P+N+E							
5	Red	346-415	50 and 60	416B6 *	2CMA193355R1000	10	0.14



16 A, IP 44 Splashproof

Plastic enclosure (PA). Cable area 1.5 - 4 mm²



Terminals/ Poles	Color code	Voltage V	Frequency Hz	Type	Order Code	Pack	Weight kg/ea
3P+N+E							
5	Red	346-415	50 and 60	416BU6 *	2CMA193468R1000	10	0.14

32 A, IP 44 Splashproof

Plastic enclosure (PA). Cable area 2.5 - 10 mm²



Terminals/ Poles	Color code	Voltage V	Frequency Hz	Type	Order Code	Pack	Weight kg/ea
2P+E							
3	Blue	200-250	50 and 60	232BU6 *	2CMA193434R1000	10	0.15
3P+E							
4	Black	600-690	50 and 60	332BU5	2CMA193441R1000	10	0.17
4	Red	380-415	50 and 60	332BU6 *	2CMA193442R1000	10	0.17
4	Blue	200-250	50 and 60	332BU9	2CMA193444R1000	10	0.17
3P+N+E							
5	Red	346-415	50 and 60	432BU6 *	2CMA193451R1000	10	0.19



63 A, IP 44 Splashproof

Plastic enclosure (PBT). Cable area 6 - 25 mm²



Terminals/ Poles	Color code	Voltage V	Frequency Hz	Type	Order Code	Pack	Weight kg/ea
2P+E							
3	Blue	200-250	50 and 60	263BU6	2CMA167212R1000	1	0.50
3P+E							
4	Black	600-690	50 and 60	363BU5	2CMA167220R1000	1	0.55
4	Red	380-415	50 and 60	363BU6	2CMA167222R1000	1	0.55
4	Blue	200-250	50 and 60	363BU9	2CMA167226R1000	1	0.55
3P+N+E							
5	Red	346-415	50 and 60	463BU6 *	2CMA167234R1000	1	0.60

*) Indicates standard product.

- Accessories page 62
- Technical data page 74
- Dimensions page 81

Panel mounted socket inlets

Straight flange



63 A, IP 67 Watertight Plastic enclosure (PBT). Cable area 6 - 25 mm²



Terminals/ Poles	Color code	Voltage V	Frequency Hz	Type	Order Code	Pack	Weight kg/ea
2P+E							
3	Grey		AC	263BU1W	2CMA168106R1000	1	0.50
3	Yellow	100-130	50 and 60	263BU4W	2CMA168103R1000	1	0.50
3	Blue	200-250	50 and 60	263BU6W	2CMA168104R1000	1	0.50
3	Red	380-415	50 and 60	263BU9W	2CMA168105R1000	1	0.50
3P+E							
4	Grey		AC	363BU1W	2CMA168113R1000	1	0.55
4	Yellow	100-130	50 and 60	363BU4W	2CMA168107R1000	1	0.55
4	Black	600-690	50 and 60	363BU5W	2CMA168108R1000	1	0.55
4	Red	380-415	50 and 60	363BU6W	2CMA168109R1000	1	0.55
4	Black	480-500	50 and 60	363BU7W	2CMA168110R1000	1	0.55
4	Blue	200-250	50 and 60	363BU9W	2CMA168111R1000	1	0.55
4	Red	440-460	60	363BU11W	2CMA168112R1000	1	0.55
3P+N+E							
5	Grey		AC	463BU1W	2CMA168119R1000	1	0.60
5	Yellow	100-130	50 and 60	463BU4W	2CMA168114R1000	1	0.60
5	Red	346-415	50 and 60	463BU6W	2CMA168115R1000	1	0.60
5	Black	480-500	50 and 60	463BU7W	2CMA168116R1000	1	0.60
5	Blue	208-250	50 and 60	463BU9W	2CMA168117R1000	1	0.60
5	Red	440-460	60	463BU11W	2CMA168118R1000	1	0.60



125 A, IP 67 Watertight Plastic enclosure (PBT). Cable area 16 - 70 mm²



Terminals/ Poles	Color Code	Voltage V	Frequency Hz	Type	Order Code	Pack	Weight kg/ea
2P+E							
3	Grey		AC	2125BU1W	2CMA167196R1000	1	0.78
3	Yellow	100-130	50 and 60	2125BU4W	2CMA167194R1000	1	0.78
3	Blue	200-250	50 and 60	2125BU6W	2CMA167195R1000	1	0.78
3P+E							
4	Grey		AC	3125BU1W	2CMA167202R1000	1	0.84
4	Yellow	100-130	50 and 60	3125BU4W	2CMA167197R1000	1	0.84
4	Red	380-415	50 and 60	3125BU6W	2CMA167198R1000	1	0.84
4	Black	480-500	50 and 60	3125BU7W	2CMA167199R1000	1	0.84
4	Blue	200-250	50 and 60	3125BU9W	2CMA167200R1000	1	0.84
4	Red	440-460	60	3125BU11W	2CMA167201R1000	1	0.84
3P+N+E							
5	Grey		AC	4125BU1W	2CMA167208R1000	1	0.96
5	Yellow	100-130	50 and 60	4125BU4W	2CMA167203R1000	1	0.96
5	Red	346-415	50 and 60	4125BU6W *	2CMA167204R1000	1	0.96
5	Black	480-500	50 and 60	4125BU7W	2CMA167205R1000	1	0.96
5	Blue	208-250	50 and 60	4125BU9W	2CMA167206R1000	1	0.96
5	Red	440-460	60	4125BU11W	2CMA167207R1000	1	0.96

*) Indicates standard product.
- Delivered with flange gasket.

- Accessoriespage 62
- Technical data.....page 74
- Dimensions.....page 83

Panel mounted socket inlets

Angled flange



16 A, IP 67 Watertight Plastic enclosure (PBT). Cable area 1.5 - 4 mm²



Terminals/ Poles	Color code	Voltage V	Frequency Hz	Type	Order Code	Pack	Weight kg/ea
2P+E							
3	Grey		AC	216BAU1W	2CMA166684R1000	1	0.14
3	Grey	>50-250	DC	216BAU3W	2CMA166674R1000	1	0.14
3	Yellow	100-130	50 and 60	216BAU4W *	2CMA166676R1000	1	0.14
3	Blue	200-250	50 and 60	216BAU6W *	2CMA166678R1000	1	0.14
3	Red	380-415	50 and 60	216BAU9W	2CMA166680R1000	1	0.14
3	Grey	transf	50 and 60	216BAU12W	2CMA166682R1000	1	0.14
3P+E							
4	Grey		AC	316BAU1W	2CMA166704R1000	1	0.19
4	Green	>50	>300-500	316BAU2W	2CMA166686R1000	1	0.19
4	Grey	380/440	50/60	316BAU3W	2CMA166688R1000	1	0.19
4	Yellow	100-130	50 and 60	316BAU4W	2CMA166690R1000	1	0.19
4	Black	600-690	50 and 60	316BAU5W	2CMA166692R1000	1	0.19
4	Red	380-415	50 and 60	316BAU6W	2CMA166694R1000	1	0.19
4	Black	480-500	50 and 60	316BAU7W	2CMA166696R1000	1	0.19
4	Blue	200-250	50 and 60	316BAU9W	2CMA166698R1000	1	0.19
4	Green	>50	100-300	316BAU10W	2CMA166700R1000	1	0.19
4	Red	440-460	60	316BAU11W	2CMA166702R1000	1	0.19
3P+N+E							
5	Grey		AC	416BAU1W	2CMA166720R1000	1	0.21
5	Green	>50	>300-500	416BAU2W	2CMA166706R1000	1	0.21
5	Grey	380/440	50/60	416BAU3W	2CMA166708R1000	1	0.21
5	Yellow	100-130	50 and 60	416BAU4W	2CMA166710R1000	1	0.21
5	Red	346-415	50 and 60	416BAU6W *	2CMA166712R1000	1	0.21
5	Black	480-500	50 and 60	416BAU7W	2CMA166714R1000	1	0.21
5	Blue	208-250	50 and 60	416BAU9W	2CMA166716R1000	1	0.21
5	Red	440-460	60	416BAU11W	2CMA166718R1000	1	0.21



32 A, IP 67 Watertight Plastic enclosure (PBT). Cable area 2.5 - 10 mm²



Terminals/ Poles	Color Code	Voltage V	Frequency Hz	Type	Order Code	Pack	Weight kg/ea
2P+E							
3	Grey		AC	232BAU1W	2CMA166636R1000	1	0.22
3	Yellow	100-130	50 and 60	232BAU4W	2CMA166628R1000	1	0.22
3	Blue	200-250	50 and 60	232BAU6W	2CMA166630R1000	1	0.22
3	Red	380-415	50 and 60	232BAU9W	2CMA166632R1000	1	0.22
3	Grey	transf	50 and 60	232BAU12W	2CMA166634R1000	1	0.22
3P+E							
4	Grey		AC	332BAU1W	2CMA166656R1000	1	0.24
4	Green	>50	>300-500	332BAU2W	2CMA166638R1000	1	0.24
4	Grey	380/440	50/60	332BAU3W	2CMA166640R1000	1	0.24
4	Yellow	100-130	50 and 60	332BAU4W	2CMA166642R1000	1	0.24
4	Black	600-690	50 and 60	332BAU5W	2CMA166644R1000	1	0.24
4	Red	380-415	50 and 60	332BAU6W	2CMA166646R1000	1	0.24
4	Black	480-500	50 and 60	332BAU7W	2CMA166648R1000	1	0.24
4	Blue	200-250	50 and 60	332BAU9W	2CMA166650R1000	1	0.24
4	Green	>50	100-300	332BAU10W	2CMA166652R1000	1	0.24
4	Red	440-460	60	332BAU11W	2CMA166654R1000	1	0.24
3P+N+E							
5	Grey		AC	432BAU1W	2CMA166672R1000	1	0.26
5	Green	>50	>300-500	432BAU2W	2CMA166658R1000	1	0.26
5	Grey	380/440	50/60	432BAU3W	2CMA166660R1000	1	0.26
5	Yellow	100-130	50 and 60	432BAU4W	2CMA166662R1000	1	0.26
5	Red	346-415	50 and 60	432BAU6W	2CMA166664R1000	1	0.26
5	Black	480-500	50 and 60	432BAU7W	2CMA166666R1000	1	0.26
5	Blue	208-250	50 and 60	432BAU9W	2CMA166668R1000	1	0.26
5	Red	440-460	60	432BAU11W	2CMA166670R1000	1	0.26

- Accessories page 62
- Technical data page 74
- Dimensions page 83

^{*)} Indicates standard product.
- Delivered with flange gasket.

Modular Combi



Modular Combi is a system consisting of compact units replacing outlets, that traditionally has been scattered around the walls. Modular Combi is a cost effective system with different types of outlets, RCDs and MCBs in one location. Modular Combi is very easy to install and, thanks to the solutions and design, it saves time and money.

The Modular Combi Range consists of two lines, one product line in plastic, the other one in metal. Common for them are among other features that you only need one feeding cable, it can be mounted with an already existing 4-wire as well as 5-wire cable and that the modules are easy to modify in the future for additional needs. Modular Combi can easily be customized for special applications.

Modular Combi Plastic



Operating voltage 230/400 V ~

Enclosure: Plastic (PBT)

Dimensions: According to table or customer order

Outlets: Combi Plastic is designed for different types of single phase domestic outlets and for IEC outlets up to and including 63 A. With or without mechanical interlocked IEC outlets.

Cable entry: 4 knock-outs at the top, suitable for 2 x Ø 40 mm and 2 x Ø 25 mm
At the bottom 3 x Ø 47 mm

Cable area: 2 x 16 mm² Cu. Designed for looping

Covers: For MCB/RCD, maximum 13 modules, 2 opened and knock-outs for the rest of the modules row. DIN-rail in bottom for terminals and MCB/RCDs. With a distance at the bottom to allow wiring behind the rail. The lid is pad lockable.



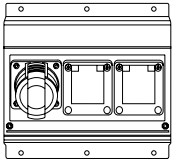
For 16 A, IP 44 Splashproof

Socket outlet	RCD 30 mA	MCB	Type	Order Code	Weight kg/ea
Box size W x H x D: 250 x 170 x 160					
2 x 10/16 A IEC 60309, 1 x 16 A, 3P+N+E	-	-	MP16	2CMA168999R1000	1.7
Box size W x H x D: 250 x 300 x 160					
2 x 10/16 A IEC 60309, 1 x 16 A, 3P+N+E	-	1P 3P	MP16/1 *	2CMA168998R1000	2.0
2 x 10/16 A IEC 60309, 1 x 16 A, 3P+N+E	-	1P 3P	MP16/1MS	2CMA168981R1000	2.6
2 x 10/16 A IEC 60309, 1 x 16 A, 3P+N+E	yes yes	- 3P	MPR16 *	2CMA168997R1000	2.3
Box size W x H x D: 250 x 430 x 160					
4 x 10/16 A IEC 60309, 3 x 16 A, 3P+N+E	-	2 x 1P 2 x 3P	MP16/3 *	2CMA168996R1000	3.1
4 x 10/16 A IEC 60309, 3 x 16 A, 3P+N+E	yes yes	2 x 3P 2 x 3P	MPR16/3	2CMA168995R1000	3.4
2 x 10/16 A IEC 60309, 1 x 16 A, 3P+N+E	yes yes	- 3P	MPR16MS	2CMA168980R1000	3.1
Box size W x H x D: 250 x 560 x 160					
4 x 10/16 A IEC 60309, 3 x 16 A, 3P+N+E	yes yes	2 x 1P 2 x 3P	MPR16/3MS	2CMA168982R1000	4.7

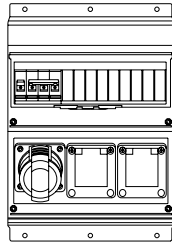
*) Indicates standard product.

Modular Combi Plastic

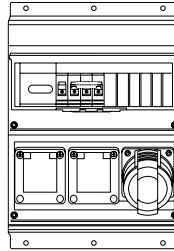
Front pictures



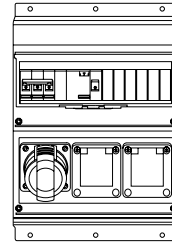
MP16



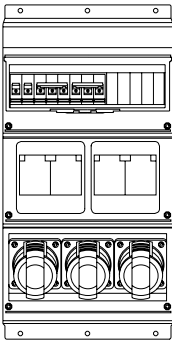
MP16/1



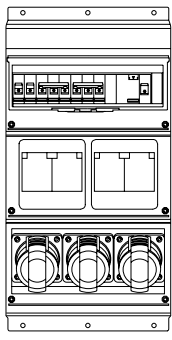
MP16/1MS



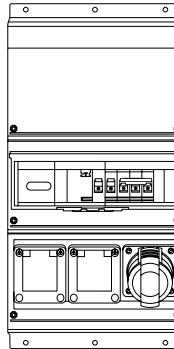
MPR16



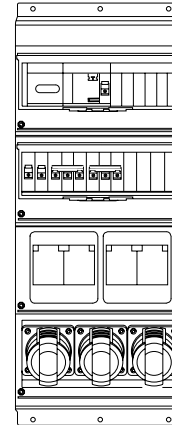
MP16/3



MPR16/3

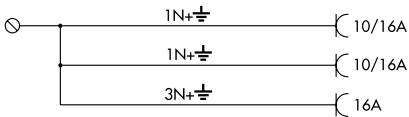


MPR16MS

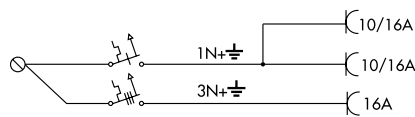


MPR16/3MS

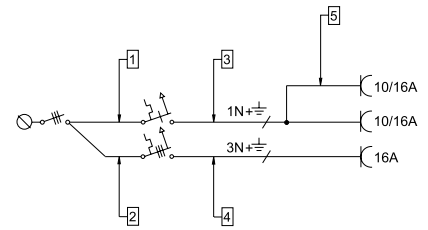
Wiring diagrams



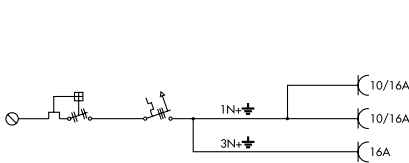
MP16



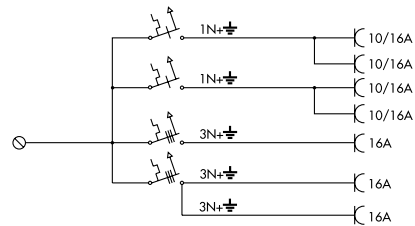
MP16/1



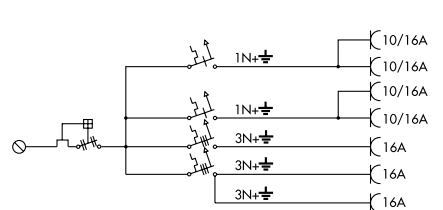
MP16/1MS



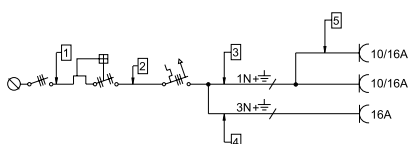
MPR16



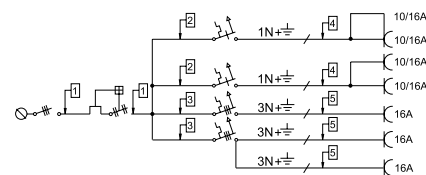
MP16/3



MPR16/3



MPR16MS



MPR16/3MS

Modular Combi Plastic



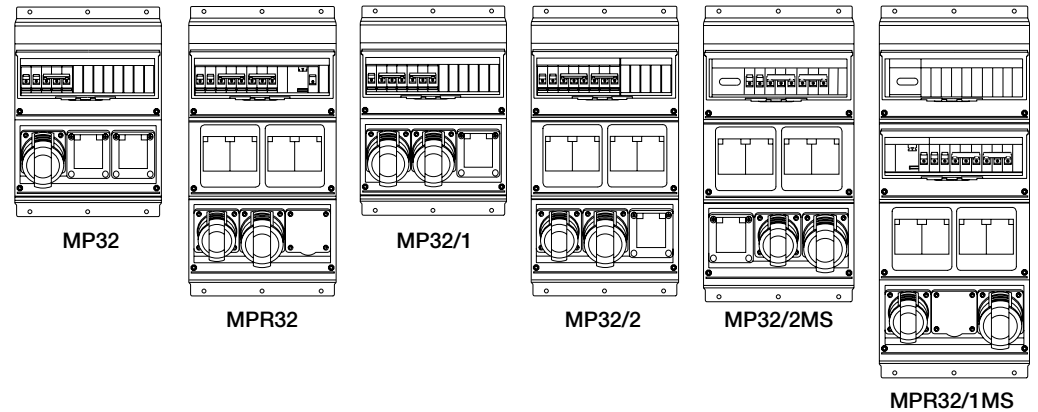
For 32 A, IP 44 Splashproof



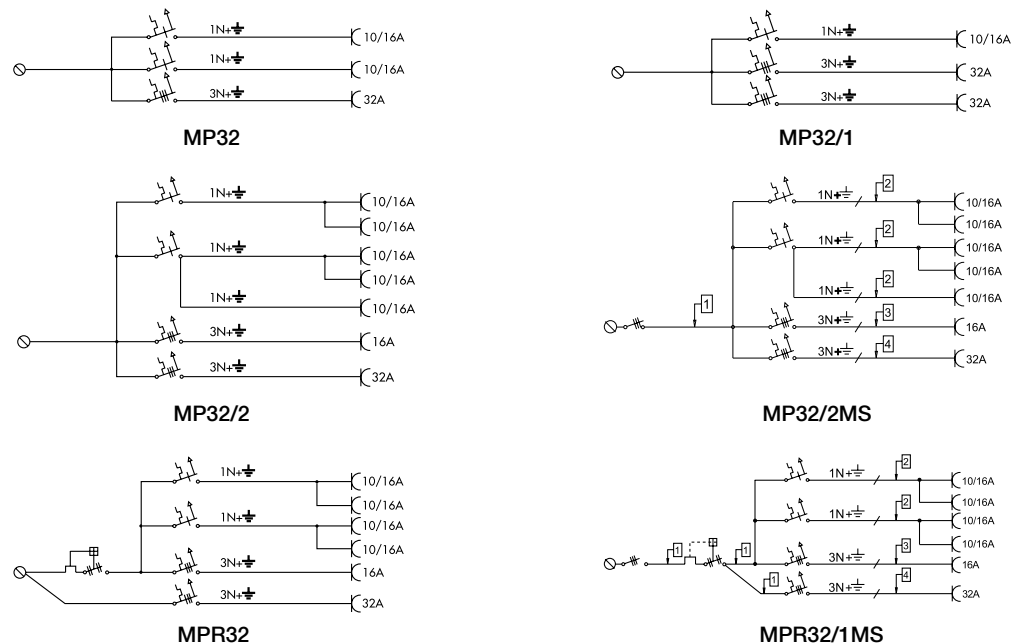
Socket outlet	RCD 30 mA	MCB	Type	Order Code	Weight kg/ea
Box size W x H x D: 250 x 300 x 160					
2 x 10/16 A IEC 60309, 1 x 32 A, 3P+N+E	-	2 x 1P 3P	MP32	2CMA168994R1000	1.7
4 x 10/16 A IEC 60309, 1 x 16 A, 3P+N+E IEC 60309, 1 x 32 A, 3P+N+E	yes yes	2 x 1P 3P	MPR32 *	2CMA168991R1000	4.0
2 x 10/16 A IEC 60309, 1 x 32 A, 3P+N+E	-	1P 2 x 3P	MP32/1	2CMA168993R1000	2.6
Box size W x H x D: 250 x 430 x 160					
5 x 10/16 A IEC 60309, 1 x 16 A, 3P+N+E IEC 60309, 1 x 32 A, 3P+N+E	- -	2 x 1P 3P 3P	MP32/2	2CMA168992R1000	3.1
5 x 10/16 A IEC 60309, 1 x 16 A, 3P+N+E IEC 60309, 1 x 32 A, 3P+N+E	- -	2 x 1P 3P 3P	MP32/2MS	2CMA168983R1000	3.3
Box size W x H x D: 250 x 560 x 160					
4 x 10/16 A IEC 60309, 1 x 16 A, 3P+N+E IEC 60309, 1 x 32 A, 3P+N+E	yes yes yes	2 x 1P 3P 3P	MPR32/1MS	2CMA168984R1000	4.8

* Indicates standard product.

Front pictures



Wiring diagrams



Modular Combi Plastic



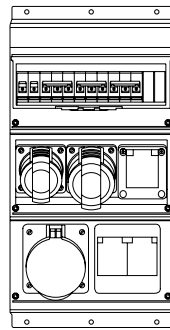
For 63 A, IP 44 Splashproof



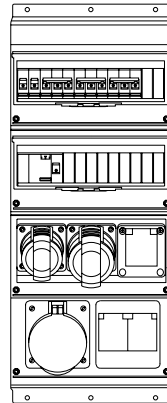
Socket outlet	RCD 30 mA	MCB	Type	Order Code	Weight kg/ea
Box size W x H x D: 250 x 430 x 160					
3 x 10/16 A	-	2 x 1P	MP63 *	2CMA168990R1000	4.0
IEC 60309, 1 x 16 A, 3P+N+E	-	3P			
IEC 60309, 1 x 32 A, 3P+N+E	-	3P			
IEC 60309, 1 x 63 A, 3P+N+E	-	-			
Box size W x H x D: 250 x 560 x 160					
3 x 10/16 A	yes	2 x 1P	MPR63	2CMA168989R1000	5.4
IEC 60309, 1 x 16 A, 3P+N+E	yes	3P			
IEC 60309, 1 x 32 A, 3P+N+E	-	3P			
IEC 60309, 1 x 63 A, 3P+N+E	-	3P			
3 x 10/16 A	yes	2 x 1P	MPR63/1 *	2CMA168988R1000	5.4
IEC 60309, 1 x 16 A, 3P+N+E	yes	3P			
IEC 60309, 1 x 32 A, 3P+N+E	yes	3P			
IEC 60309, 1 x 63 A, 3P+N+E	yes	3P			
3 x 10/16 A	yes	2 x 1P	MPR63/1MS	2CMA168985R1000	5.7
IEC 60309, 1 x 16 A, 3P+N+E	yes	3P			
IEC 60309, 1 x 32 A, 3P+N+E	yes	3P			
IEC 60309, 1 x 63 A, 3P+N+E	yes	3P			

*) Indicates standard product.

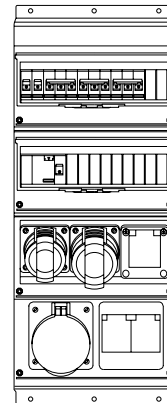
Front pictures



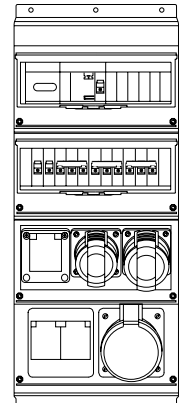
MP63



MPR63

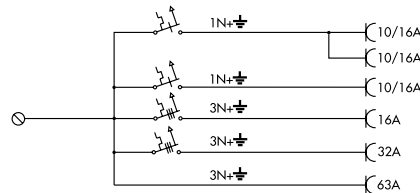


MPR63/1

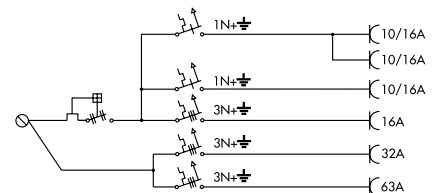


MPR63/1MS

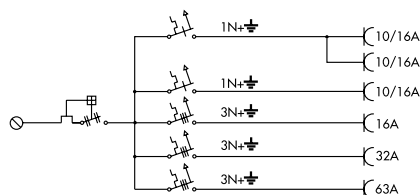
Wiring diagrams



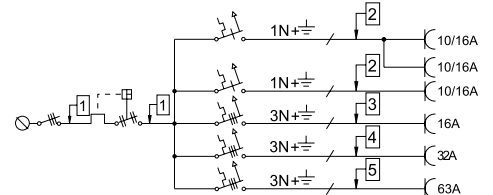
MP63



MPR63



MPR63/1



MPR63/1MS

Modular Combi Plastic



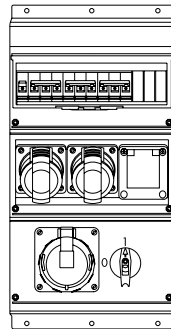
For 32 A, IP 44 Splashproof



Socket outlet	RCD 30 mA	MCB	Type	Order Code	Weight kg/ea
Box size W x H x D: 250 x 430 x 160					
1 x 10/16 A	-	1P	MP32/SW1	2CMA168987R1000	4.1
IEC 60309, 2 x 16 A, 3P+N+E	-	2 x 3P			
IEC 60309, 1 x 32 A, 3P+N+E ¹⁾	-	3P			

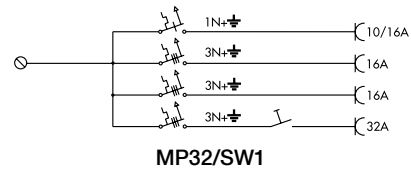
¹⁾ Mechanically interlocked

Front picture



MP32/SW1

Wiring diagram



Modular Combi Metal



Operating voltage 230/400 V ~

Enclosure: Aluminium with front plates of galvanised steel.

Dimensions: According to table or customer order

Outlets: Combi Metal is designed for different types of single phase domestic outlets and for IEC outlets up to and including 63 A. With or without mechanical interlocked IEC outlets.

Cable entry: FL21 flange openings at top and bottom

Cable area: 2 x 16 mm² Cu. Designed for looping

Covers: For MCB/RCD, maximum 12 modules. DIN-rail in bottom for terminals and MCB/RCDs. With a distance at the bottom to allow wiring behind the rail. The lid is pad lockable.

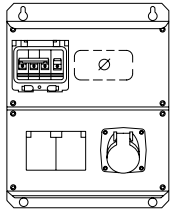
For 16 A, IP 44 Splashproof



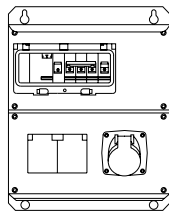
Socket outlet	RCD 30 mA	MCB	Type	Order Code	Weight kg/ea
Box size W x H x D: 250 x 314 x 172					
4 x 10/16 A	-	1P	M16/1	2CMA179348R1000	3.80
IEC 60309, 1 x 16 A, 3P+N+E	-	3P			
2 x 10/16 A	yes	1P	M16/2JFB	2CMA179349R1000	4.55
IEC 60309, 1 x 16 A, 3P+N+E	yes	3P			
Box size W x H x D: 250 x 574 x 179					
4 x 10/16 A	-	2 x 1P	M32/1	2CMA179350R1000	6.75
IEC 60309, 1 x 16 A, 3P+N+E	-	3P			
IEC 60309, 1 x 32 A, 3P+N+E	-	3P	M32/2JFB	2CMA179351R1000	7.35
4 x 10/16 A	yes	2 x 1P			
IEC 60309, 1 x 16 A, 3P+N+E	yes	3P	M63/1	2CMA179352R1000	8.95
IEC 60309, 1 x 32 A, 3P+N+E	-	3P			
IEC 60309, 1 x 63 A, 3P+N+E	-	3P	M63/2JFB	2CMA179353R1000	9.55
4 x 10/16 A	yes	2 x 1P			
IEC 60309, 1 x 16 A, 3P+N+E	yes	3P	M63/2JFB	2CMA179353R1000	9.55
IEC 60309, 1 x 32 A, 3P+N+E	yes	3P			
IEC 60309, 1 x 63 A, 3P+N+E	yes	3P			

Modular Combi Metal

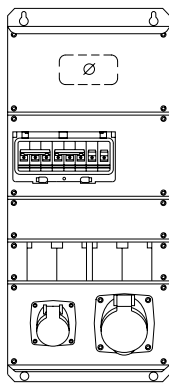
Front pictures



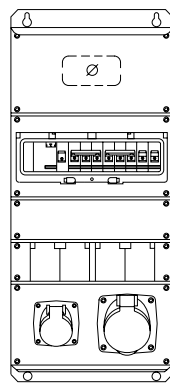
M16/1



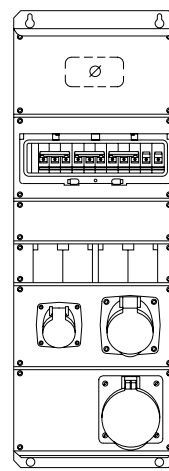
M16/2JFB



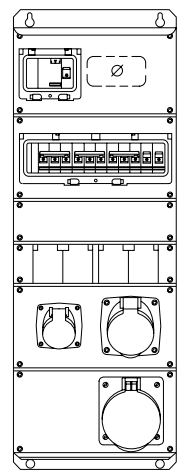
M32/1



M32/2JFB

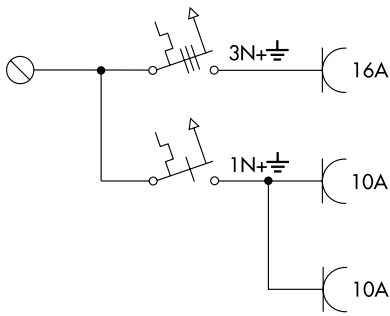


M63/1

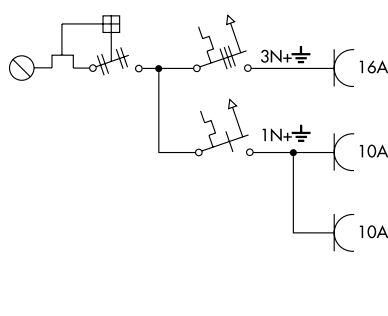


M63/2JFB

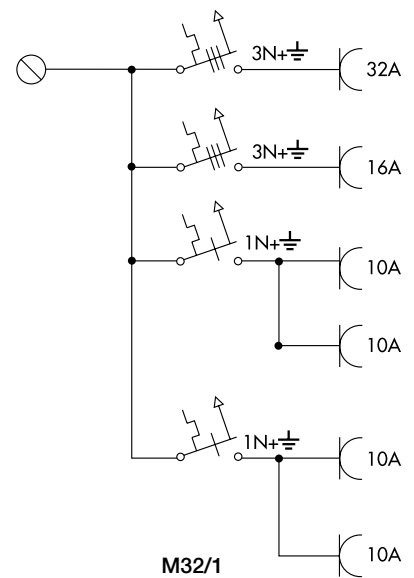
Wiring diagrams



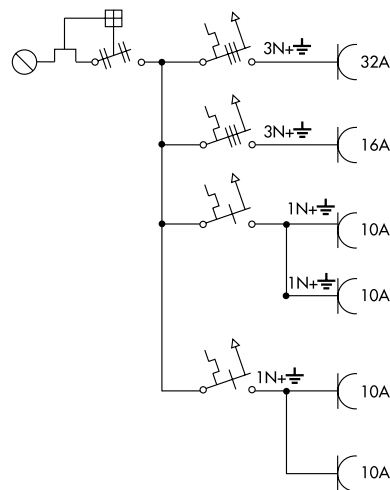
M16/1



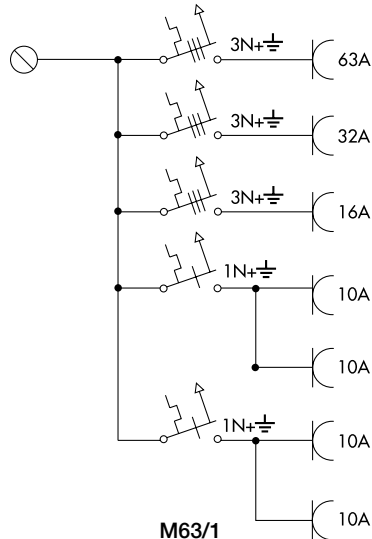
M16/2JFB



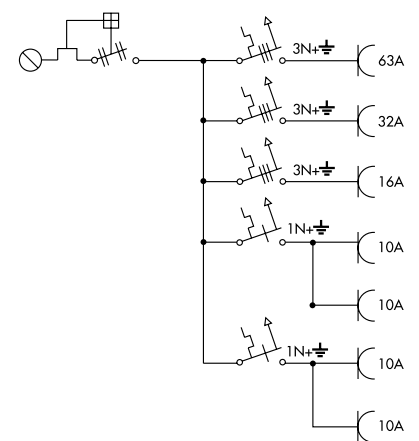
M32/1



M32/2JFB



M63/1



M63/2JFB

Additional Products & Accessories



A wide range of special products designed to give you better flexibility and connect different type of devices. Apart from adaptors and building site connections boxes there is also a section of accessories and spare parts to upgrade your existing ABB products.

Additional Products & Accessories

Adaptors



Three way adaptors, 16 A, IP 44 Splashproof

Plastic enclosure, one inlet and three socket-outlets



Terminals/ Poles	Color code	Voltage V	Frequency Hz	Type	Order Code	Pack	Weight kg/ea
2P+E							
3	Yellow	100-130	50 and 60	216T4	2CMA168120R1000	1	0.64
3	Blue	200-250	50 and 60	216T6 *	2CMA168121R1000	1	0.64
3P+E							
4	Red	380-415	50 and 60	316T6 *	2CMA168122R1000	1	0.78
4	Blue	200-250	50 and 60	316T9	2CMA168123R1000	1	0.78
3P+N+E							
5	Red	346-415	50 and 60	416T6 *	2CMA168124R1000	1	0.89



Three way adaptor, 16 A, IP 44 Splashproof

Plastic enclosure

One inlet, one socket-outlet and two socket-outlets Schuko 230 V



Description	Type	Order Code	Pack	Weight kg/ea
3P+N+E				
Inlet 1 x IEC 16 A, 400 V Outlet 2 x Schuko 230 V 1 x IEC 16 A, 400 V	416T6MIX *	2CMA170193R1000	1	1.00



Adaptors on cable, 16 A, IP 44 Splashproof



Description	Type	Order Code	Cable area	Pack	Length m
Adaptor, 3-ways. From IEC 230 V to Schuko 230 V.	216P6TRIO *	2CMA170186R1000	REVE 3G 1.5	1	1.50
Adaptor, 3-ways. From IEC 400 V to Schuko 230 V	416P6TRIO *	2CMA170185R1000	REVE 5G 1.5	1	1.00
Adaptor, 3-ways. From IEC 400 V 16A to 3 x IEC 400 V 16 A	416P6/216R6 *	2CMA170191R1000	REVE 5G 2.5	1	2.00
Adaptor, 3-ways. From IEC 400 V 16 A to 3 x IEC 400 V 16 A	416P6/416R6 *	2CMA170192R1000	REVE 5G 2.5	1	2.50
Adaptor, 3-ways. From IEC 400 V 16 A to 2 x Schuko 230 V + IEC 400 V 16 A	416P6/DUO+C *	2CMA170265R1000	REVE 5G 1.5	1	1.50

Adaptors, 10/16 A, IP 44 Splashproof

Plastic enclosure

One inlet IEC 16 A and one outlet 10/16 A (Schuko)



Terminals/ Poles	Color code	Voltage V	Frequency Hz	Type	Order Code	Pack qty	Weight kg/ea
2P+E							
3	Blue	230	50 and 60	216Schuko *	2CMA170196R1000	10	0.14
3P+E							
4	Red	415/230	50 and 60	416Schuko *	2CMA170195R1000	10	0.18

*) Indicates standard product.

Additional Products & Accessories

Phase sequense products

ABB's new range of phase shifter products offers a safe and quick solution to the problem with wrong phase sequense in an electrical installation.



Plug Shifter, 16 A, IP 44 Splashproof

Plastic enclosure (PA), Cable area / Connection area 1 - 2.5 mm²

Easy & Safe

Terminals/ Poles	Color code	Voltage V	Frequency Hz	Type	Order Code	Pack qty	Weight kg/ea
Rated current 16 A							
3P+N+E							
5	■ Red	346-415	50 and 60	416PFV6 *	2CMA168131R1000	1	0.19



Surface Inlet Shifter, 16 A, IP 44 Splashproof

Plastic enclosure (PA), Cable area / Connection area 1.5 - 4 mm²

Easy & Safe

Terminals/ Poles	Color code	Voltage V	Frequency Hz	Type	Order Code	Pack qty	Weight kg/ea
Rated current 16 A							
3P+N+E							
5	■ Red	346-415	50 and 60	416BSFV6	2CMA168169R1000	1	0.20



Panel Mounted Inlet Shifter, 16 A, IP 44 Splashproof

Plastic enclosure (PA), Cable area / Connection area 1.5 - 4 mm²

Easy & Safe

Terminals/ Poles	Color code	Voltage V	Frequency Hz	Type	Order Code	Pack qty	Weight kg/ea
Rated current 16 A							
3P+N+E							
5	■ Red	346-415	50 and 60	416BUFV6	2CMA168159R1000	1	0.14



Phase sequence changers, 16 and 32 A, IP 44 Splashproof

Plastic enclosure

Easy & Safe

Terminals/ Poles	Color code	Voltage V	Frequency Hz	Type	Order Code	Pack qty	Weight kg/ea
Rated current 16 A							
3P+N+E							
5	■ Red	346-415	50 and 60	416FV6 *	2CMA168129R1000	10	0.40
Rated current 32 A							
3P+N+E							
5	■ Red	346-415	50 and 60	432FV6 *	2CMA168130R1000	10	0.60



Phase sequence testers, 16 and 32 A, IP 44 Splashproof

Plastic enclosure

Easy & Safe

Terminals/ Poles	Color code	Voltage V	Frequency Hz	Type	Order Code	Pack qty	Weight kg/ea
Rated current 16 A							
3P+N+E							
5	■ Red	346-415	50 and 60	416FP6 *	2CMA168541R1000	1	0.14
Rated current 32 A							
3P+N+E							
5	■ Red	346-415	50 and 60	432FP6	2CMA168542R1000	1	0.20

*) Indicates standard product.

Additional Products & Accessories

Emergency power inlet



For connection of emergency power generators. Metal enclosure. Ingress protection rating IP 43. Inlet according to IEC 60 309-2, 3P+N+E, 6h, 400 V. Transfer switch according to IEC 60 947-3. Pilot indicator for returning power network voltage. Bottom flange size FL 13 (DRI 432-6 and DRI 463-6) or FL 21 (DRI 4125-6).

32 A, IP 43

Cable area Cu 25 mm², Al 35 mm².

Terminals/ Poles	Color code	Voltage V	Type	Order code	Dimensions W H D	(mm)	Pack qty	Weight kg/ea
3P+N+E								
5	■ Red	400	DRI 432-6 *	2CMA154098R1000	330 330 163		1	9.7

63 A, IP 43

Cable area Cu 25 mm², Al 35 mm².

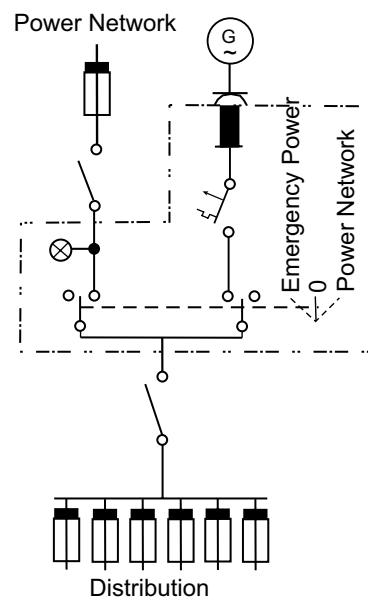
Terminals/ Poles	Color code	Voltage V	Type	Order code	Dimensions W H D	(mm)	Pack qty	Weight kg/ea
3P+N+E								
5	■ Red	400	DRI 463-6 *	2CMA154099R1000	330 330 163		1	9.8

125 A, IP 43

Cable area Cu 50 mm², Al 70 mm².

Terminals/ Poles	Color code	Voltage V	Type	Order code	Dimensions W H D	(mm)	Pack qty	Weight kg/ea
3P+N+E								
5	■ Red	400	DRI 4125-6 *	2CMA154029R1000	330 495 293		1	13.0

* Indicates standard product.



Additional Products & Accessories

Building Site Connection Units

BPC is a mobile outlet central used for building / construction sites.

It is tested and approved according to EN 60 439-4 which means that the enclosure and wiring can handle the everyday life on construction sites.

16 A, IP 44 Splashproof

Plastic enclosure (PBT)



Configuration	Type	Order code	Pack qty	Weight kg/ea
Inlet 16 A, 400 V Outlet: 2 x 16 A, 400 V 4 x 16 A Schuko 230 V with MCB 2+2 RCD 25 A 30 mA	BPC 16 *	2CMA170266R1000	1	3.20
Inlet 16 A, 400 V Outlet: 2 x 16 A, 400 V 4 x 16 A Schuko 230 V RCD 25 A 30 mA	BPC 16 US *	2CMA170267R1000	1	3.10

32 A, IP 44 Splashproof

Plastic enclosure (PBT)

Configuration	Type	Order code	Pack qty	Weight kg/ea
Inlet 32 A, 400 V Outlet: 1 x 32 A, 400 V, for looping 1 x 16 A, 400 V with MCB 4 x 16 A Schuko 230 V with MCB 2+2 16 A RCD 40 A 30 mA	BPC 32 *	2CMA170268R1000	1	3.40

Site connection units, 16 and 32 A, IP 44 Splashproof

Plastic enclosure (PBT) with terminal block to supply

distribution boards in sheds. Cable entry: Tube entry Ø 25.5 mm

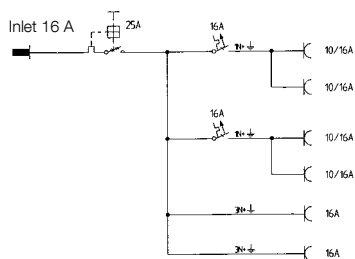
Easy & Safe



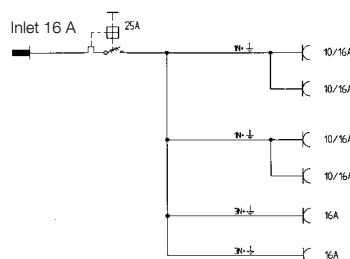
Terminals/ Poles	Color code	Voltage V	Frequency Hz	Type	Order Code	Pack qty	Weight kg/ea
Rated current 16 A							
3P+N+E							
5	Red	346-415	50 and 60	416A6 *	2CMA168127R1000	1	0.74
Rated current 32 A							
3P+N+E							
5	Red	346-415	50 and 60	432A6 *	2CMA168128R1000	1	0.94

*) Indicates standard product.

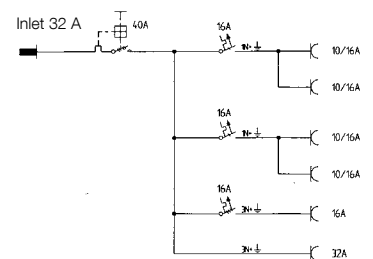
Wiring diagrams



2CMA170266R1000



2CMA170267R1000



2CMA170268R1000

Additional Products & Accessories



Plugblocker

Lockout / tagout for plugs and inlets. Can be used for any IEC 60309-1 and 60309-2 plug or inlet, both IP 44 and IP 67 products.

To fit	Type	Order code	Pack qty
Plugs 16-125 A Panel mounted inlets 16-125 A Surface mounted inlets 16-125 A	CLF16-125 *	2CMA179237R1000	1



Protective cover 16 - 125 A, IP 44/67

Material in EPDM Rubber

For inlet and plug	Type	Order code	Pack qty
16 A, 2P+E	GP216 *	2CMA164993R1000	1
16 A, 3P+E	GP316 *	2CMA164994R1000	1
16 A, 3P+N+E	GP416 *	2CMA164995R1000	1
32 A, 2P+E and 3P+E	GP232/332	2CMA164996R1000	1
32 A, 3P+N+E	GP432 *	2CMA164997R1000	1
63 A, 2P+E, 3P+E and 3P+N+E	GP63 *	2CMA164998R1000	1
125 A, 2P+E, 3P+E and 3P+N+E	GP125 *	2CMA164999R1000	1



Cable tightening

To fit equipment type:		Type	Order code	Dimension	Pack qty
Inlet	Outlet				
2125BS...W	2125RS...W	CWT-1	2CMA170187R1000	Ø 22-48 mm Cable area up to 70 mm ²	1
3125BS...W	3125RS...W				
4125BS...W	4125RS...W				
Modular Combi Plastic Extra assembly friendly		CWT-2	2CMA144007R1000	Ø 15-40 mm	1
FL21 Multisize Cable Gland		CWT-3	2CMA199116R1000		1

Accessories

Description	Order Code	Pack qty
Tightening plug Pg 16 (Pr 22.5) *	2CMA178320R1000	10
Cable attachment clamp type AV *	2CMA178336R1000	10
Auxillary contact OA1G10 (Normally Open)	2CMA144690R1000	1
Auxillary contact OA1G01 (Normally Closed)	2CMA144691R1000	1

* Indicates standard product.

Auxillary contacts for all switched socket outlets 16-125 A. Technical data according to IEC 60944-5-1. Ith 16A.

Insulation voltage 690 V. Operational voltage (V) 230/400/690. Operational current (A) 6/4/2.

Additional Products & Accessories



Schuko outlets, 10/16 A, 250 V, IP 44 Splashproof

Metal enclosure (aluminum alloy)

The units have selfclosing lids which are lockable in closed position.

Terminals/ Poles	Number of outlets	Conductor area, mm ²	Cable entry	Type	Order Code	Pack qty	Weight kg/ea
1P+E							
2	1	2.5	2 x M20	UJ110/2 *	2CMA178338R1000	10	0.30
2	2	2.5	2 x M20	UJ210/2 *	2CMA178339R1000	5	0.60
2	4	2.5	2 x M20+2 x M25	UJ410 *	2CMA178341R1000	1	0.90



Schuko outlet for panel mounting

Plastic enclosure (PC), 10/16 A, 250 V, IP 54.

Terminals/Poles	Type	Order Code	Pack qty	Weight kg/ea
1P+E				
2	UJP *	2CMA178342R1000	10	0.07



Schuko outlet for mounting on supporting wire, wall or cable ladder

Plastic enclosure, 10/16 A, 250 V. For through supply of 3P+N+E.

Cable entry: conduit (2 pcs included)

Terminals/ Poles	Number of outlets	Conductor area, mm ²	Degree of protection	Type	Order Code	Pack qty	Weight kg/ea
1P+E							
2	2	2.5	IP 20	2210 *	2CMA178311R1000	10	0.30
2	2	2.5	IP 44	2210L *	2CMA178319R1000	10	0.30



Surface socket outlet with schuko, 16 A, IP 44 Splashproof

Plastic enclosure, socket-outlet with 2 pole schuko 16 A,

Cable area 1.5 - 4 mm²



Terminals/ Poles	Color code	Voltage V	Frequency Hz	Type	Order Code	Pack qty	Weight kg/ea
3P+N+E							
5	■ Red	400/230	50 and 60	CUE416-6+R/UJP *	2CMA178301R1000	10	0.34

*) Indicates standard product.

Additional Products & Accessories

Spare parts

Spare parts for switched interlocked socket-outlets

Order code	Description	Pack quantity
Lid complete for MHS ¹⁾		
2CMA181726R1000	LID COMPL. 216MHS6	1
2CMA181738R1000	LID COMPL. 316MHS6	1
2CMA181728R1000	LID COMPL. 316MHS7	1
2CMA181735R1000	LID COMPL. 316MHS9	1
2CMA181739R1000	LID COMPL. 332MHS6	1
2CMA181736R1000	LID COMPL. 332MHS7	1
2CMA181737R1000	LID COMPL. 332MHS9	1
2CMA181746R1000	LID COMPL. 363MHS6	1
2CMA181730R1000	LID COMPL. 416MHS6	1
2CMA181729R1000	LID COMPL. 432MHS6	1
2CMA181747R1000	LID COMPL. 463MHS6	1
Socket complete for MHS ²⁾		
2CMA181711R1000	SOCKET COMPL. 216MHS6	1
2CMA181712R1000	SOCKET COMPL. 316MHS6	1
2CMA181713R1000	SOCKET COMPL. 316MHS7	1
2CMA181714R1000	SOCKET COMPL. 316MHS9	1
2CMA181710R1000	SOCKET COMPL. 332MHS6	1
2CMA181716R1000	SOCKET COMPL. 332MHS7	1
2CMA181717R1000	SOCKET COMPL. 332MHS9	1
2CMA181744R1000	SOCKET COMPL. 363MHS6	1
2CMA181715R1000	SOCKET COMPL. 416MHS6	1
2CMA181718R1000	SOCKET COMPL. 432MHS6	1
2CMA181745R1000	SOCKET COMPL. 463MHS6	1
Lid complete for MM ¹⁾		
2CMA181734R1000	LID COMPL. 316MM6	1
2CMA181732R1000	LID COMPL. 332MM6	1
2CMA181740R1000	LID COMPL. 363MM6	1
2CMA181733R1000	LID COMPL. 416MM6	1
2CMA181731R1000	LID COMPL. 432MM6 *	1
2CMA181741R1000	LID COMPL. 463MM6	1
Socket complete for MM ²⁾		
2CMA181719R1000	SOCKET COMPL. 316MM6	1
2CMA181720R1000	SOCKET COMPL. 332MM6	1
2CMA181742R1000	SOCKET COMPL. 363MM6	1
2CMA181727R1000	SOCKET COMPL. 416MM6	1
2CMA181725R1000	SOCKET COMPL. 432MM6	1
2CMA181743R1000	SOCKET COMPL. 463MM6	1

^{*)} Indicates standard product.

¹⁾ Contains lid, handle, screws

²⁾ Contains socket, contact sleeves, screws

Extra low voltage

According to IEC 60 309



The plugs and sockets are intended for an operating voltage not exceeding 50 V. Their rated voltage is 24 and 50 V for 16 and 32 A and their degree of protection is IP 44.

Range

The range includes the following types of equipment:

Plugs	16 and 32 A, 2- and 3-pole
Connectors	16 and 32 A, 2- and 3-pole
Socket-outlets, panel and surface mounting	16 and 32 A, 2-pole
Inlets, surface mounting	16 and 32 A, 2- and 3-pole

The cable seal is in the form of a reducing nipple that can be adapted to fit the cable area.

Standards

The products are designed according to the following standards: IEC 60 309-1, 60 309-2 and EN 60 309-1, 60 309-2.

Connections

The terminals are in form of sleeve terminals with two clamping screws in each sleeve.

Non-interchangeability

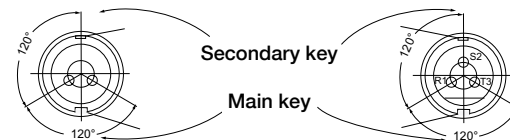
To achieve non-interchangeability, the plugs and sockets have a main key and a secondary key. The position of the secondary key is indicated by a number followed by a letter h (the hour position or o'clock position). The number is determined by the position of the secondary key relative to the main key, the position of which is defined as 6 o'clock. No hour position is given for 20-25 V 50-60 Hz, since there is no secondary key on these plugs and sockets.

The width of the key is different for 16 and 32 A plugs and sockets. In addition, there is a color coding system: The cover or front part is violet on 20-25 V and white on 40-50 V plugs and sockets. Plugs and sockets for direct current are grey.

Connectable conductor area

Rated current A	Poles	Plugs, connectors and appliance inlets (rubber sheath cable), mm ²	Socket-outlets (fixed installation) mm ²
16 and 32	2	4 - 10	4 - 10
16 and 32	3	4 - 10	4 - 10

Diagram showing the hour position for the various types



Positions and connections of the contact

Table according to IEC 60309-2

Table 3. Plugs and sockets for max. 50 V.

Poles	Rated Voltage V	Frequency Hz	Position of secondary key 1)	Color code	
2	20-25	50-60	(none)	Violet	
			12 h	White	
	40-50	50-60	100-200	4 h	Green
			300	2 h	Green
			400	3 h	Green
			>400-500	11 h	Green
20-25 and 40-50	DC	10 h	Grey		
		(none)	Grey		
3	20-25	50-60	(none)	Violet	
			12 h	White	
	40-50	50-60	100-200	4 h	Green
			300	2 h	Green
			400	3 h	Green
			>400-500	11 h	Green

¹⁾The position of main key is defined as 6 h (6 o'clock)

Extra low voltage Plugs and connectors



Plugs, 16 A, IP 44 Splashproof Plastic enclosure. Cable entry: Conduit (included)

Terminals/ Poles	Color code	Voltage V	Frequency Hz	Type	Order Code	Pack	Weight kg/ea
2P							
2	Violet	20-25 AC	50 and 60	CPT 216 *	2CMA179277R1000	10	0.13
2	White	40-50 AC	50 and 60	CPT 216-12 *	2CMA179278R1000	10	0.13
2	Grey	25 and 50 DC	-	CPT 216-10	2CMA179279R1000	10	0.13
3P							
3	Violet	20-25 AC	50 and 60	CPT 316	2CMA179280R1000	10	0.15
3	White	40-50 AC	50 and 60	CPT 316-12	2CMA179281R1000	10	0.15
3	Green	25 and 50 AC	100-200	CPT 316-4	2CMA179282R1000	10	0.15

Plugs, 32 A, IP 44 Splashproof Plastic enclosure. Cable entry: Conduit (included)

Terminals/ Poles	Color code	Voltage V	Frequency Hz	Type	Order Code	Pack	Weight kg/ea
2P							
2	Violet	20-25 AC	50 and 60	CPT 232	2CMA179283R1000	10	0.13
2	White	40-50 AC	50 and 60	CPT 232-12	2CMA179296R1000	10	0.13
2	Grey	25 and 50 DC	-	CPT 232-10	2CMA179284R1000	10	0.13
3P							
3	Violet	20-25 AC	50 and 60	CPT 332	2CMA179285R1000	10	0.15
3	White	40-50 AC	50 and 60	CPT 332-12	2CMA179286R1000	10	0.15
3	Green	25 and 50 AC	100-200	CPT 332-4	2CMA179287R1000	10	0.15



Connectors, 16 A, IP 44 Splashproof Plastic enclosure. Cable entry: Conduit (included)

Terminals/ Poles	Color code	Voltage V	Frequency Hz	Type	Order Code	Pack	Weight kg/ea
2P							
2	Violet	20-25 AC	50 and 60	CST 216 *	2CMA179288R1000	10	0.17
2	White	40-50 AC	50 and 60	CST 216-12	2CMA179289R1000	10	0.17
2	Grey	25 and 50 DC	-	CST 216-10	2CMA179290R1000	10	0.17
3P							
3	Violet	20-25 AC	50 and 60	CST 316	2CMA179291R1000	10	0.20
3	White	40-50 AC	50 and 60	CST 316-12	2CMA179292R1000	10	0.20
3	Green	25 and 50 AC	100-200	CST 316-4	2CMA179293R1000	10	0.20

Connectors, 32 A, IP 44 Splashproof Plastic enclosure. Cable entry: Conduit (included), Violet and white = AC, Grey = DC

Terminals/ Poles	Color code	Voltage V	Frequency Hz	Type	Order Code	Pack	Weight kg/ea
2P							
2	Violet	20-25 AC	50 and 60	CST 232	2CMA179297R1000	10	0.17
2	White	40-50 AC	50 and 60	CST 232-12	2CMA179306R1000	10	0.17
2	Grey	25 and 50 DC	-	CST 232-10	2CMA179295R1000	10	0.17
3P							
3	Violet	20-25 AC	50 and 60	CST 332	2CMA179307R1000	10	0.20
3	White	40-50 AC	50 and 60	CST 332-12	2CMA179328R1000	10	0.20
3	Green	25 and 50 AC	100-200	CST 332-4	2CMA179329R1000	10	0.20

*) Indicates standard product.

- Accessories page 62
- Technical data page 74
- Dimensions page 86

Extra low voltage

Socket outlets for panel mounting



**16 A, IP 44 Splashproof
Plastic enclosure. Straight type**

Terminals/ Poles	Color code	Voltage V	Frequency Hz	Type	Order Code	Pack	Weight kg/ea
2P							
2	■ Violet	20-25 AC	50 and 60	CUIT 216 *	2CMA179309R1000	10	0.12
2	■ White	40-50 AC	50 and 60	CUIT 216-12	2CMA179310R1000	10	0.12
2	■ Grey	25 and 50 DC	-	CUIT 216-10	2CMA179311R1000	10	0.12

**32 A, IP 44 Splashproof
Plastic enclosure. Straight type**

Terminals/ Poles	Color code	Voltage V	Frequency Hz	Type	Order Code	Pack	Weight kg/ea
2P							
2	■ Violet	20-25 AC	50 and 60	CUIT 232	2CMA179312R1000	10	0.12
2	■ White	40-50 AC	50 and 60	CUIT 232-12	2CMA179331R1000	10	0.12
2	■ Grey	25 and 50 DC	-	CUIT 232-10	2CMA179332R1000	10	0.12



**16 A, IP 44 Splashproof
Plastic enclosure. Angled type**

Terminals/ Poles	Color code	Voltage V	Frequency Hz	Type	Order Code	Pack	Weight kg/ea
2P							
2	■ Violet	20-25 AC	50 and 60	CUIST 216 *	2CMA179313R1000	10	0.12
2	■ White	40-50 AC	50 and 60	CUIST 216-12	2CMA179314R1000	10	0.12
2	■ Grey	25 and 50 DC	-	CUIST 216-10	2CMA179315R1000	10	0.12
3P							
3	■ Violet	20-25 AC	50 and 60	CUIST 316 *	2CMA179316R1000	10	0.20
3	■ White	40-50 AC	50 and 60	CUIST 316-12	2CMA179317R1000	10	0.20
3	■ Green	25 and 50 DC	100-200	CUIST 316-4	2CMA179318R1000	10	0.20

**32 A, IP 44 Splashproof
Plastic enclosure. Angled type**

Terminals/ Poles	Color code	Voltage V	Frequency Hz	Type	Order Code	Pack	Weight kg/ea
2P							
2	■ Violet	20-25 AC	50 and 60	CUIST 232	2CMA179319R1000	10	0.12
2	■ White	40-50 AC	50 and 60	CUIST 232-12	2CMA179333R1000	10	0.12
2	■ Grey	25 and 50 DC	-	CUIST 232-10	2CMA179320R1000	10	0.12
3P							
3	■ Violet	20-25 AC	50 and 60	CUIST 332	2CMA179321R1000	10	0.20
3	■ White	40-50 AC	50 and 60	CUIST 332-12	2CMA179334R1000	10	0.20
3	■ Green	25 and 50 DC	100-200	CUIST 332-4	2CMA179322R1000	10	0.20

*) Indicates standard product.

- Accessoriespage 62
- Technical data.....page 74
- Dimensions.....page 86

Extra low voltage

Socket outlets and inlets for surface mounting



Socket outlet for surface mounting, 16 A, IP 44 Splashproof
Plastic enclosure. Cable entry with M25 knock-out

Terminals/ Poles	Color code	Voltage V	Frequency Hz	Type	Order Code	Pack	Weight kg/ea
2P							
2	■ Violet	20-25 AC	50 and 60	CUGT 216 *	2CMA179298R1000	10	0.28
2	■ White	40-50 AC	50 and 60	CUGT 216-12	2CMA179299R1000	10	0.28
2	■ Grey	25 and 50 DC	-	CUGT 216-10	2CMA179300R1000	10	0.28
3P							
3	■ Violet	20-25 AC	50 and 60	CUGT 316	2CMA179301R1000	10	0.30
3	■ White	40-50 AC	50 and 60	CUGT 316-12	2CMA179302R1000	10	0.30
3	■ Green	25 and 50 AC	100-200	CUGT 316-4	2CMA179303R1000	10	0.30



Inlets for surface mounting, 16 A, IP 44 Splashproof
Plastic enclosure. Cable entry with M25 knock-out

Terminals/ Poles	Color code	Voltage V	Frequency Hz	Type	Order Code	Pack	Weight kg/ea
2P							
2	■ Violet	20-25 AC	50 and 60	CIGT 216 *	2CMA179323R1000	10	0.14
2	■ White	40-50 AC	50 and 60	CIGT 216-12	2CMA179324R1000	10	0.14
2	■ Grey	25 and 50 DC	-	CIGT 216-10	2CMA179325R1000	10	0.14
3P							
3	■ Violet	20-25 AC	50 and 60	CIGT 316	2CMA179326R1000	10	0.15
3	■ White	40-50 AC	50 and 60	CIGT 316-12	2CMA179327R1000	10	0.15
3	■ Green	25 and 50 DC	100-200	CIGT 316-4	2CMA179335R1000	10	0.15

* Indicates standard product.

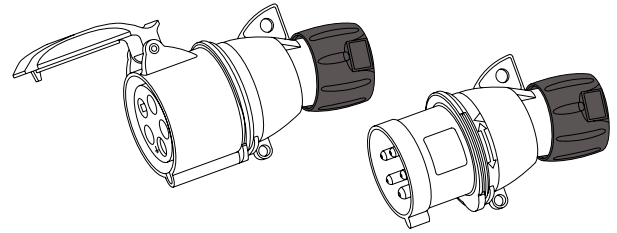
- Accessories page 62
- Technical data page 74
- Dimensions page 86

Technical data

Products IP44

Tightening guide

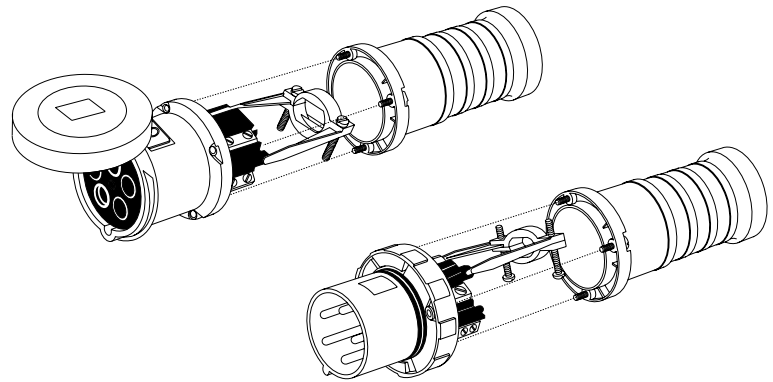
Device	Terminal Screws Nm	Internal Clamp Screws Nm	Cable Screws Nm	Assembly Screws Nm	Cable gland torque Nm
16 A	0.8	-	-	1.2	4-6
32 A	1.2	-	-	1.2	4-6
63 A	3.5	1.5	-	1.2	-



16 - 32 A, IP44

Wire sizes

Device	Cable dimension range mm
216	8 - 13
316	13 - 17
416	13 - 17
232	13 - 21.5
332	13 - 21.5
432	13 - 21.5
263	17 - 35
363	17 - 35
463	17 - 35

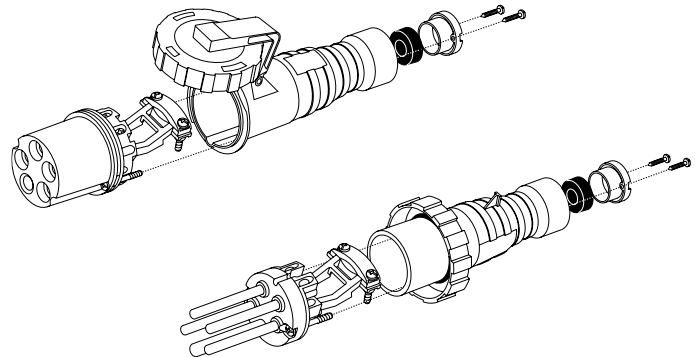


63 - 125 A, IP44

Products IP67

Tightening guide

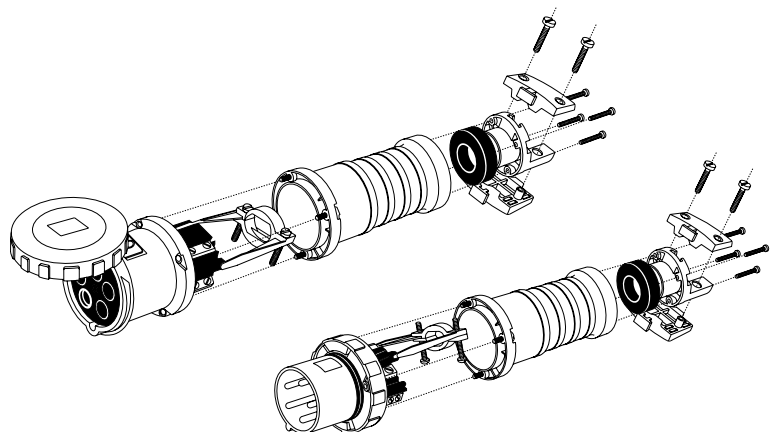
Device	Terminal Screws Nm	Internal Clamp Screws Nm	Cable Screws Nm	Assembly Screws Nm
16 A	0.8	1.2	-	1.2
32 A	1.2	1.2	-	1.2
63 A	3.5	1.5	-	1.2
125 A	5.6	2.0	-	2.0



16 - 32 A, IP67

Wire sizes

Device	Cable dimension range mm
216	8 - 13
316	13 - 17
416	13 - 17
232	13 - 21.5
332	13 - 21.5
432	13 - 21.5
263	17 - 35
363	17 - 35
463	17 - 35
2125	24 - 48
3125	24 - 48
4125	24 - 48

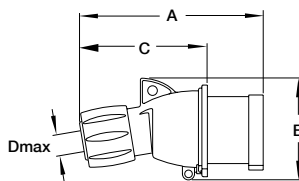


63 - 125 A, IP44

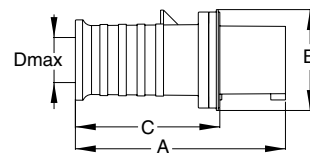
Dimensions

Plugs, type P..

Type	A	B	C	Dmax
216P..	125	63	88	13
316P..	142	73	105	17
416P..	142	76	105	17
232P..	162	85	116	21.5
332P..	162	85	116	21.5
432P..	162	90	116	21.5
263-463P..	215	103	148	35

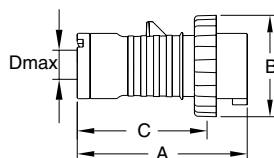


216-432P..

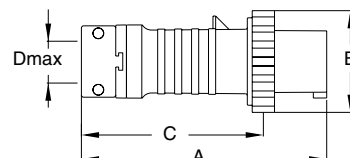


263-463P..

Type	A	B	C	Dmax
216P..W	128	71	94	13
316P..W	144	79	111	17
416P..W	146	87	112	17
232P..W	147	94	105	21.5
332P..W	147	94	105	21.5
432P..W	161	101	119	21.5
263-463P..W	275	114	213	41
2125-4125P..W	313	130	242	48



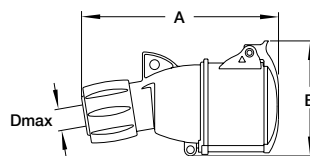
216-432P..W



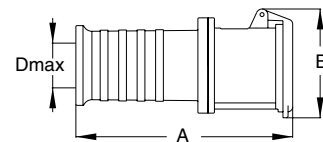
263-4125P..W

Connectors, type C..

Type	A	B	Dmax
216C..	134	75	13
316C..	154	86	17
416C..	154	90	17
232C..	177	96	21.5
332C..	177	96	21.5
432C..	177	100	21.5
263-463C..	224	112	35

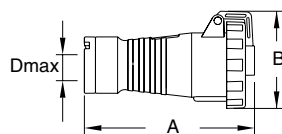


216-432C...

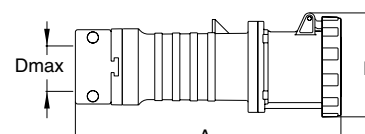


263-463C..

Type	A	B	Dmax
216C..W	151	80	13
316C..W	168	88	17
416C..W	170	97	17
232C..W	177	102	21.5
332C..W	177	102	21.5
432C..W	182	109	21.5
263-463C..W	286	111	41
2125-4125C..W	325	122	48



216-432C..W

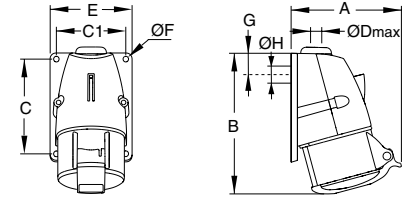


263-4125C..W

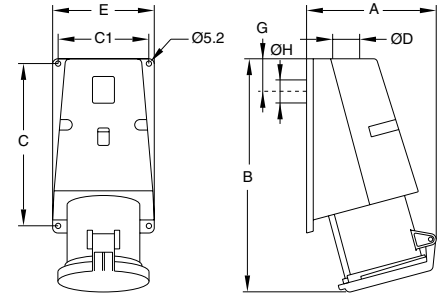
Dimensions

Surface socket-outlets. type RS..

Type	A	B	C	C1	Dmax	E	F	G	H
216RS..	91	117	75	54	18/M20	66	5.5	27	23
316RS..	100	132	91	67	18/M20	79	5.5	30	23
416RS..	104	134	91	67	18/M20	79	5.5	30	23
232RS..	118	163	111	72	22/M25	85	5.5	34	29
332RS..	116	163	111	72	22/M25	85	5.5	34	29
432RS..	121	164	111	72	22/M25	85	5.5	34	29



216 - 432RS..

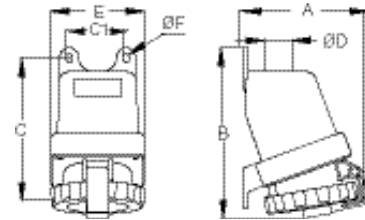


263 - 463RS..

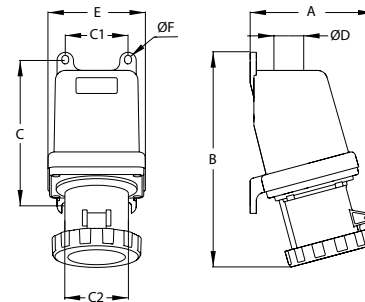
Type	A	B	C	C1	D	E	G	H
263-463RS..	136	254	170	95	M32	107	68	35

Surface socket-outlets, type RS...W

Type	A	B	C	C1	C2	D	E	F
216RS..W	115	172	150	60	60	25	99	6.5
316RS..W	118	170	150	60	60	25	99	6.5
416RS..W	124	169	150	60	60	25	99	6.5
232RS..W	129	178	150	60	6	25	99	6.5
332RS..W	129	178	150	60	60	25	99	6.5
432RS..W	131	178	150	60	60	25	99	6.5
263-463RS..W	150	263	176	76	76	32	118	8.0
2125-4125RS..W	171	282	188	102	85	50	145	9.0

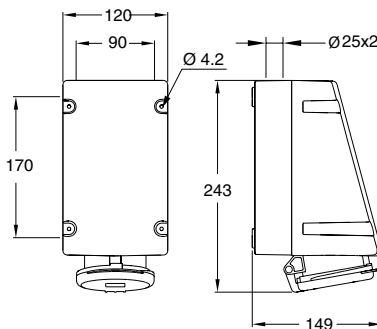


216 - 432RS..W

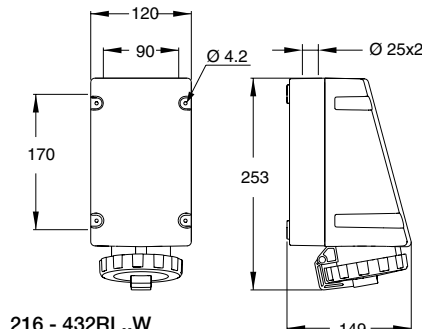


263 - 4125RS..W

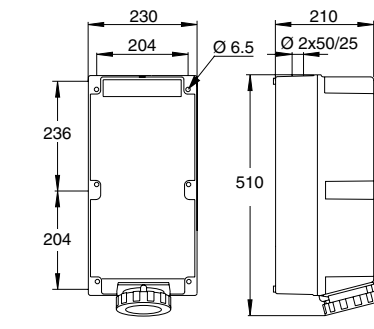
Surface socket-outlets for looping and non-looping, type RL..., RL...W, RNL...W



216 - 432RL..



216 - 432RL..W
216 - 432RNL...W

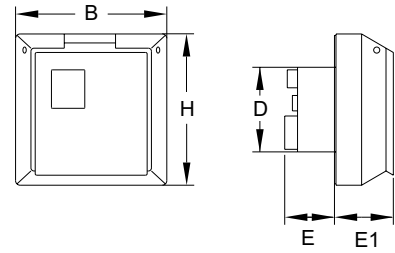


2125 - 4125RL..W

Dimensions

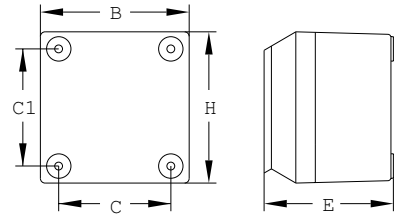
Surface socket-outlet for flush mounting, type CUED...

Type	B	H	D	E	E1
CUED 216...	85	85	49	29.5	32
CUED 416...	95	95	62	29.5	32



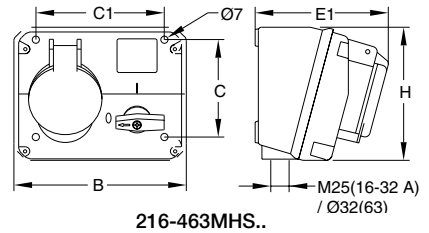
Surface socket-outlet for surface mounting, type RD...

Type	B	H	C	C1	E
RD 216...	85	85	67	67	77
RD 416...	95	95	70	70	81



Switched interlocked sockets-outlets, type MHS...

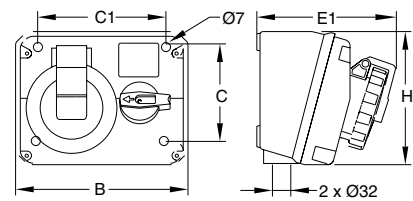
Type	B	C	C1	E1	H
216-416MHS..	168	91	125	116	129
232-432MHS..	168	91	125	126	129
263-463MHS..	206	132	152	168	168



216-463MHS..

Switched interlocked sockets-outlets, type MHS...W

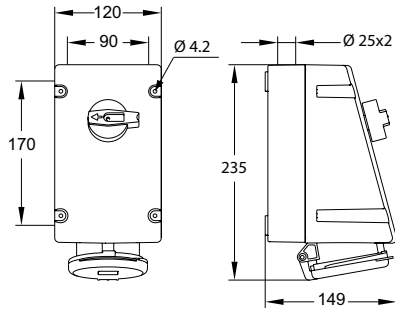
Type	B	C	C1	E1	H
216-416MHS..W	168	91	125	116	129
232-432MHS..W	168	91	125	136	129
263-463MHS..W	206	132	152	182	168



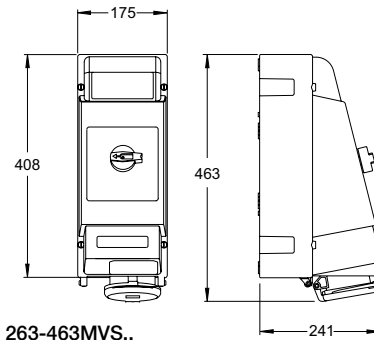
216-463MHS..W

Dimensions

Switched interlocked sockets-outlets, type MVS...

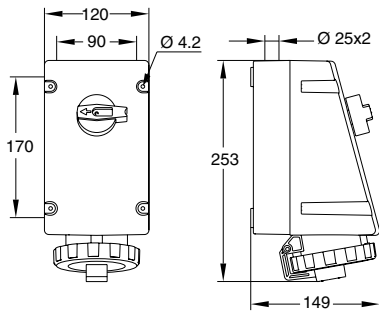


216-432MVS..

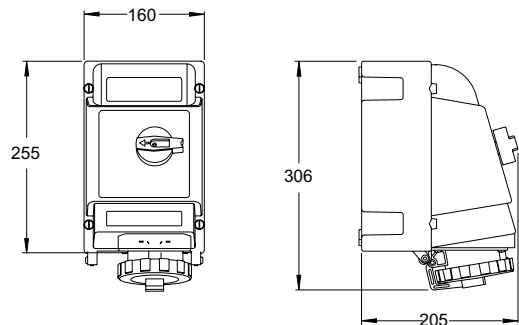


263-463MVS..

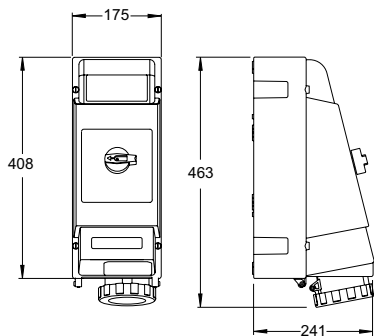
Switched interlocked sockets-outlets, type MVS...W, MVS...WH



216-432MVS..W



216-432MVS..WH

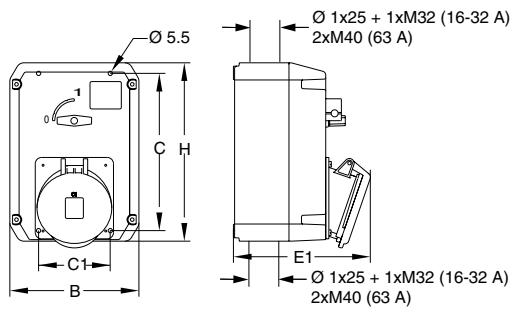


263-125MVS..WH

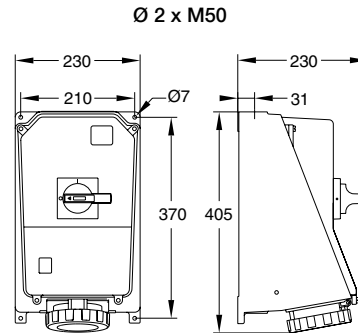
Dimensions

Switched Interlocked Socket Outlets, type MM...

Type	B	C	C1	E1	H
316-416MM..	135	165	91.5	125	198
332-432MM..	135	165	91.5	135	198
263-463MM..	165	201	91.5	183	228



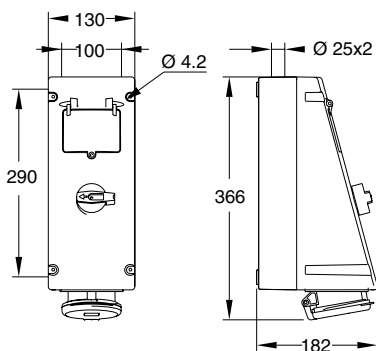
316-463MM..



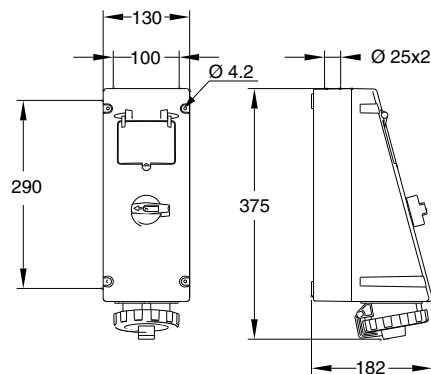
2125-4125MM..

Switched Interlocked Socket Outlets

- with MCB, type MPM...W
- with RCD, type MPR... , MPR...W
- without MCB/RCD, type MP...WP (up to 4 modules)



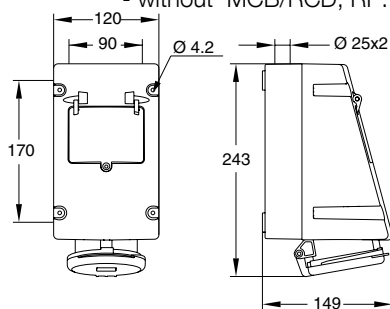
216-432MPR..



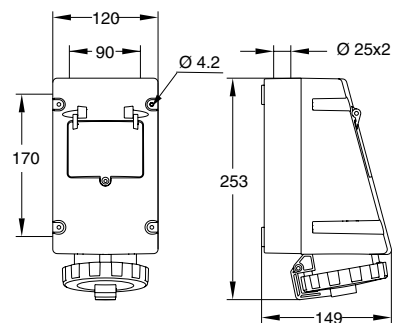
216-432MPM...W
216-432MPR...W
216-432MP...WP

Socket outlets

- with MCB, type RPM...W
- with RCD, type RPR... , RPR...W
- without MCB/RCD, RP...WP (up to 4 modules)



216-432RPR..

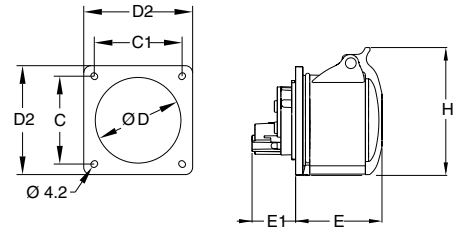


216-432RPM...W
216-432RPR...W
216-432RP...WP

Dimensions

Socket-outlets, panel mounting, type R..

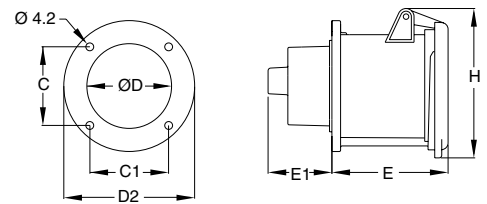
Type	C	C1	D	D2	E	E1	H
216R..	44-47	44-47	49	56	56	29	73
316R..	50-52	50-52	59	66	58	30	87
416R..	50-52	50-52	59	66	60	31	89



216-416R..
216-432RU...

Socket-outlets, panel mounting, type RU..

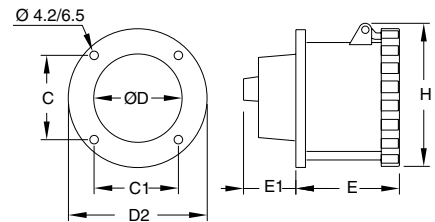
Type	C	C1	D	D2	E	E1	H
216RU..	60-61	60-61	49	75	56	29	79
316RU..	60-61	60-61	59	75	58	30	87
416RU..	60-61	60-61	59	75	60	31	89
232RU..	60-61	60-61	66	75	70	34	93
332RU..	60-61	60-61	66	75	70	34	93
432RU..	60-61	60-61	66	75	71	34	99
263-463RU..	61	61	70	104	87	48	112



263-463RU..

Socket-outlets, panel mounting, type RU..W

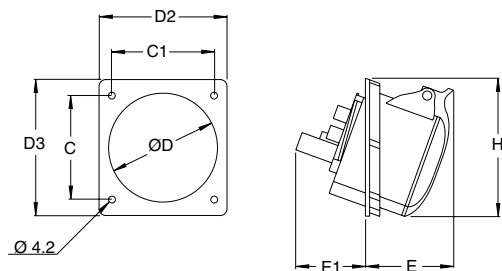
Type	C	C1	D	D2	E	E1	H
263-463RU..W	61	61	70	104	89	48	111
2125-4125RR..W	71	71	88	115	100	58	122



263-4125RU...W

Socket-outlets, panel mounting, type RAM..

Type	C	C1	D	D2	D3	E	E1	H
216RAM..	55	55	63	70	78	53	42	76
316RAM..	66	66	78	83	89	53	46	85
416RAM..	66	66	78	83	89	55	48	89
232RAM..	75	75	87	93	99	61	52	98
332RAM..	75	75	87	93	99	61	52	98
432RAM..	75	75	87	93	99	64	52	101

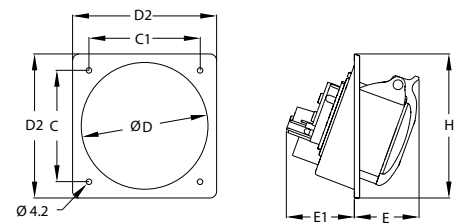


216-432RAM...

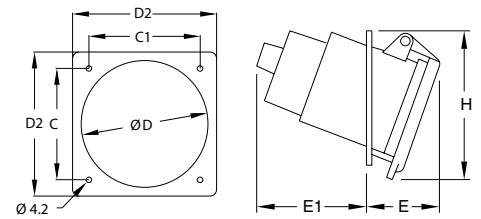
Dimensions

Socket-outlets, panel mounting, type RAU..

Type	C	C1	D	D2	E	E1	H
216RAU..	85	85	98	110	48	48	110
316RAU..	85	85	98	110	50	48	110
416RAU..	85	85	98	110	51	50	110
232RAU..	85	85	98	110	61	53	110
332RAU..	85	85	98	110	61	53	110
432RAU..	85	85	98	110	63	54	110
263-463RAU..	84	80	92	104	62	73	111



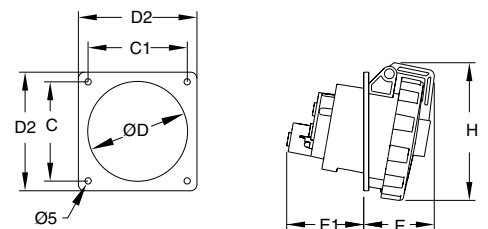
216-432RAU...



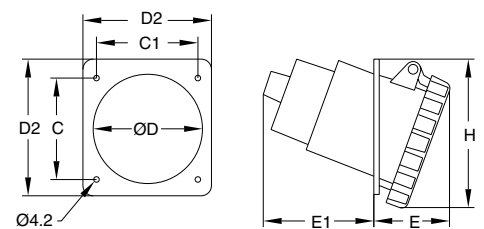
263-463RAU...

Socket-outlets, panel mounting, type RAU..W

Type	C	C1	D	D2	E	E1	H
216RAU..W	79.5	79.5	83	95	45	57	95
316RAU..W	79.5	79.5	83	95	45	57	95
416RAU..W	79.5	79.5	83	95	47	57	99
232RAU..W	79.5	79.5	83	95	56	61	104
332RAU..W	79.5	79.5	83	95	56	61	104
432RAU..W	79.5	79.5	83	95	56	62	111
263-463RAU..W	84	80	92	104	61	71	115



216-432RAU..W

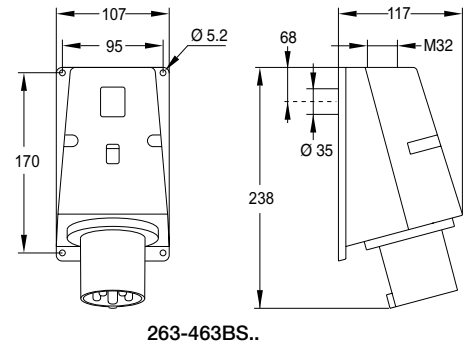
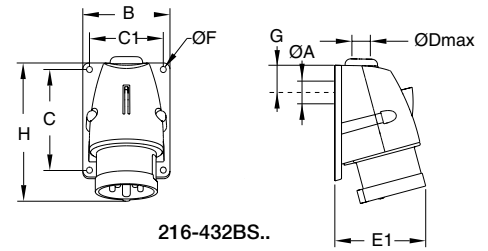


263-463RAU..W

Dimensions

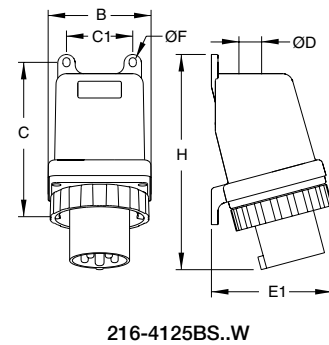
Surface inlets, type BS..

Type	A	B	C	C1	Dmax	E1	F	G	H
216BS..	23	66	75	54	18	72	5.5	27	110
316BS..	23	79	91	67	18	78	5.5	30	124
416BS..	23	79	91	67	18	81	5.5	30	125
232BS..	29	85	111	72	22	94	5.5	34	153
332BS..	29	85	111	72	22	94	5.5	34	153
432BS..	29	85	111	72	22	96	5.5	34	154



Surface inlets, type BS..W

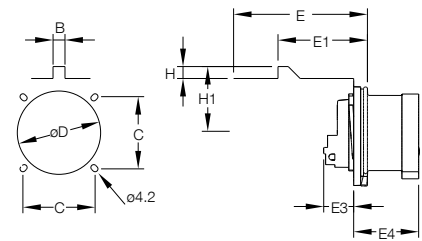
Type	B	C	C1	D	E1	F	H
216BS..W	99	150	60	28.3	129	6.6	196
316BS..W	99	150	60	28.3	132	6.5	202
416BS..W	99	150	60	28.3	134	6.5	209
232BS..W	99	150	60	28.3	136	6.5	220
332BS..W	99	150	60	28.3	136	6.5	220
432BS..W	99	150	60	28.3	140	6.5	226
263-463BS..W	118	176	76	38	138	8	249
2125-4125BS..W	145	188	85	47	160	9	265



Dimensions

Inlets, panel mounting, type B..

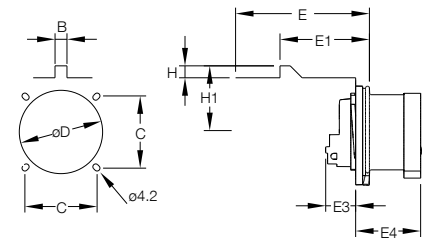
Type	B	C	D	E	E1	E3	E4	H	H1
216B..	9	44-47	49	75	40.5	21.5	46.5	4	30.0
316B..	9	50-52	59	80	46.8	21.0	47.0	5	34.0
416B..	9	50-52	59	90	52.5	21.0	46.5	7	38.0



216-416B..

Inlets, panel mounting, type BU..

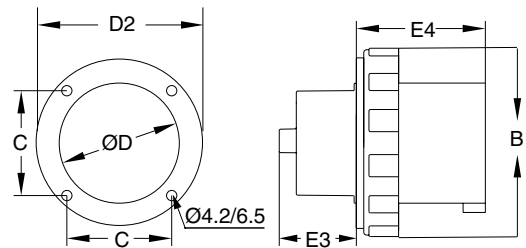
Type	B	C	D	E	E1	E3	E4	H	H1
232BU..	9	60-61	66	90	53.5	24.5	55.5	7	40.0
332BU..	9	60-61	66	90	53.5	24.5	55.5	7	40.0
432BU..	9	60-61	66	105	59.5	25.0	55.5	8	45.0
263-463BU..	11	61	70	105	62.0	50.0	78.0	9	49.5



232-463BU..

Inlets, panel mounting, type BU..W

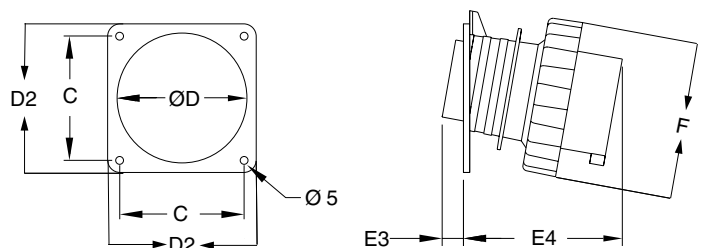
Type	B	C	D	D2	E3	E4
263-463BU..W	112	61	70	98	50	80
2125-4125BU..W	122	71	81	118	56	89



263-4125BU..W

Inlets, panel mounting, type BAU..W

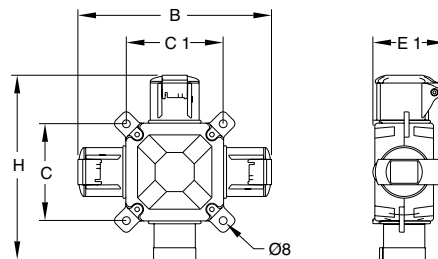
Type	C	D	D2	E3	E4	F
216BAU..W	79.5	83	95	10	47	71
316BAU..W	79.5	83	95	10	53	79
416BAU..W	79.5	83	95	10	87	87
232BAU..W	79.5	83	95	12	60	94
332BAU..W	79.5	83	95	12	60	94
432BAU..W	79.5	83	95	12	67	101



216-432BAU..W

Three way adaptors, type T..

Type	B	C	C1	E1	H
216T..	198	99	99	74	189
316T..	202	99	99	81	190
416T..	205	99	99	85	192

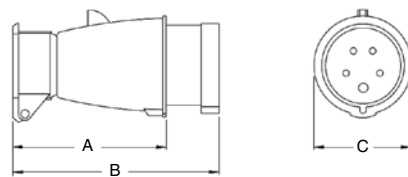


216-416T..

Dimensions

Adaptors, type ...Schuko

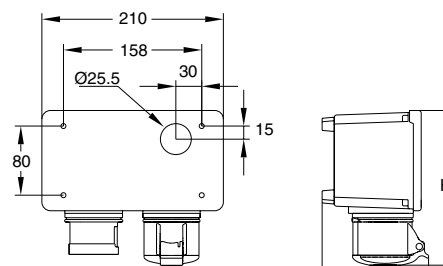
Type	A	B	C
216 Schuko	103	138	53
416 Schuko	103	139	66



216-416 Schuko

Site connection units, type A...

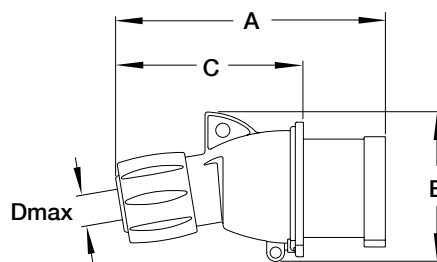
Type	E	H
416A6	125	179
432A6	125	188



416-432A6...

Plug shifter

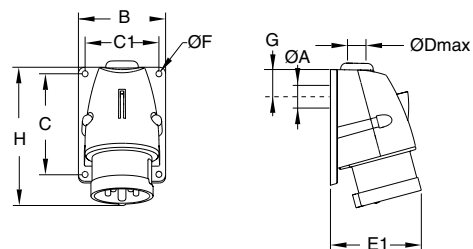
Type	A	B	C	Dmax
416PFV6	142	76	105	17



416PFV6

Surface inlet shifter

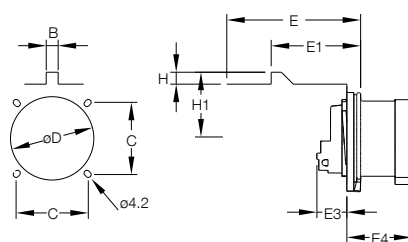
Type	A	B	C	C1	Dmax	E1	F	F	H
416BSFV6	23	79	91	67	18	81	5.5	30	125



416BSFV6

Panel mounted inlet shifter

Type	B	C	D	E	E1	E3	E4	H	H1
416BUFV6	9	50-52	59	90	52.5	21.0	46.5	7	38.0

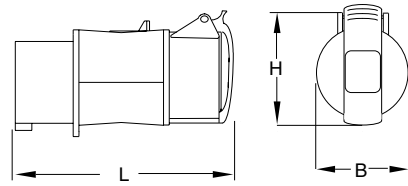


416BUFV6

Dimensions

Phase sequence changers, type FV..

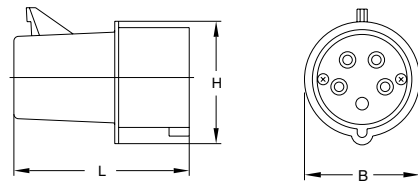
Type	B	L	H
416FV6	67	163	89
432FV6	75	193	99



416-432FV6

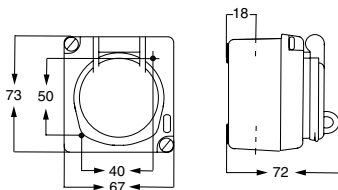
Phase sequence testers, type FP..

Type	B	L	H
416FP6	65	95	69
432FP6	73	113	79

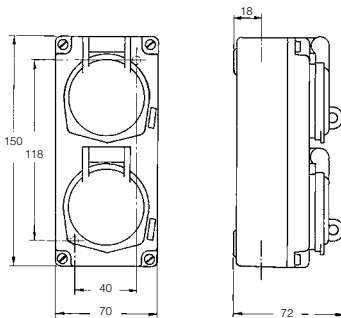


416-432FP6

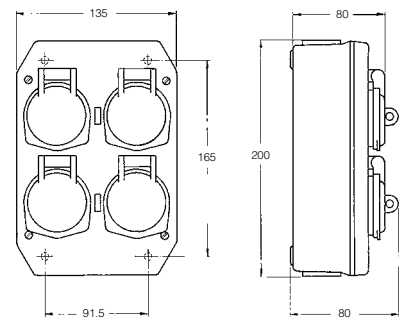
Schuko-outlets, type UJ..



UJ 110/2

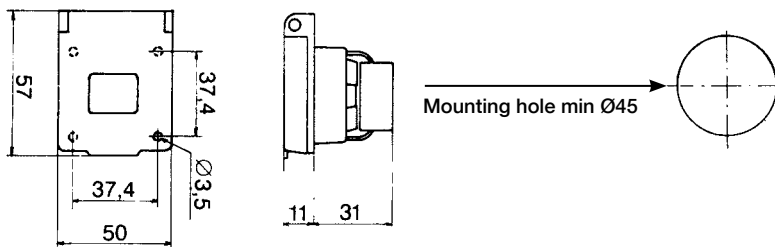


UJ 210/2



UJ 410

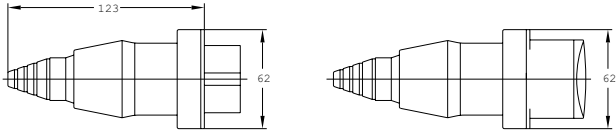
Schuko-outlets for panel mounting, type UJP



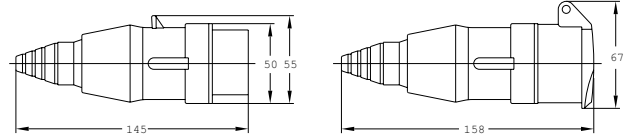
UJP

Dimensions

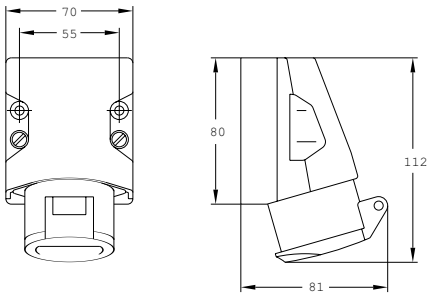
Plugs & Sockets for extra low voltage



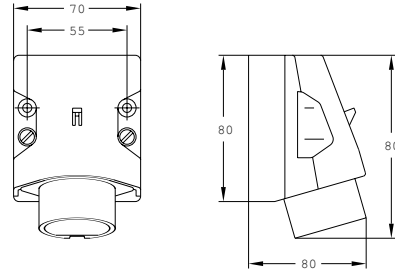
CPT...



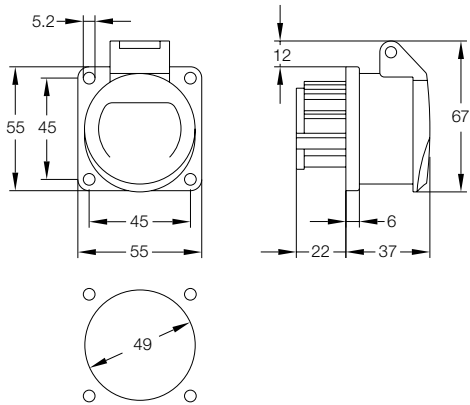
CST...



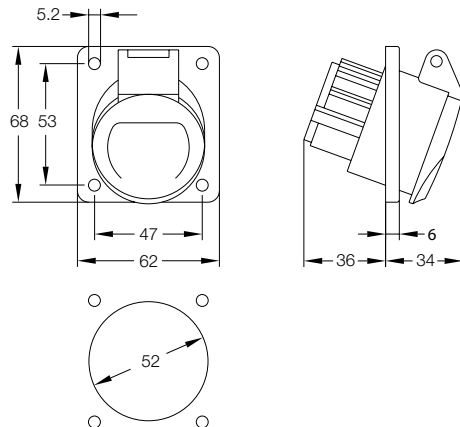
CUGT...



CIGT...



CUIT...



CUIST...

Explanation of type codes

Example: 416P6W

= 4 16 P 6 W

Number of poles	2P+E	2
	3P+E	3
	3P+N+E	4

Ampere	16 A	16
	32 A	32
	63 A	63
	125 A	125

Type	Plugs	P
	Connectors	C
	Surface socket-outlets	RS
	Surface socket-outlets for looping	RL
	Switched interlocked socket-outlets, horizontal	MHS
	vertical	MVS
	of metal	MM
	with MCB	MPM
	with RCD	RPM
	Socket outlets with MCB	RPR
	with RCBD	R
	Socket outlets for panel mounting, minimized flange, straight	RU
	unified flange, straight	RAM
	minimized flange, angled	RAU
	unified flange, angled	BS
	Surface inlets	B
	Inlets for panel mounting, minimized flange, straight	BU
	unified flange, straight	BAU
	unified flange, angled	T
	Three way adaptors	A
	Site connection unit	FP
	Phase sequence testers	FP
	Phase sequence changers	FV

Degree of protection	
(blank)	IP44, Splashproof
W	IP67, Watertight
WH	IP67, Watertight, Heavy Duty

Other types	
CUED	Socket outlets 16 and 32 A for wall socket, splashproof
CIE	Inlets, with flange (FL13) on top
CPEF	Plugs with built-in sequence changer
CLF	Plugblocker
CUIT	Socket outlets for extra low voltage, flush mounting, straight
CUIST	Socket outlets for extra low voltage, flush mounting, angled
CUGT	Socket outlets for extra low voltage, surface mounting
CIGT	Inlets for extra low voltage, surface mounting
CST	Connectors for extra low voltage
CPT	Plugs for extra low voltage
BPC	Building site
UJ	Schuko-outlets, metal
UJP	Schuko-outlets, plastic
GP	Cover
CUE 416-6+	Socket outlets 4-pole, 16 A, 6h with
R/UJP	Schuko 16 A

Standard voltages

Color codes according to IEC60309-1, -2

Position of earthing sleeve according to IEC 60309-2 (clock)	2P+earth	3P+earth	3P+N+earth
1 All operating voltages and/or currents not stated below	Optional voltage (not stated below)	Optional voltage (not stated below)	Optional voltage (not stated below)
2 Aeronautics/airports, military	>50 V >300-500 Hz 16, 32A	>50 V >300-500 Hz 16, 32A	>50 V >300-500 Hz 16, 32A
3 3-phase only for cooling containers (standardized by ISO)	50-250 V DC	380 V 50 Hz, 440 V 60 Hz 16, 32 A	220/380 V 50 Hz, 250/440 V 60 Hz 16, 32 A
4 For example in U.K.	100-130 V 50/60 Hz	100-130 V 50/60 Hz	57/100-75/130 V 50/60 Hz
5 Wind power	277 V 60 Hz	600-690 V 50/60 Hz	647/600-400/690 V 50/60 Hz
6 Most common voltages in Western Europe	200-250 V 50/60 Hz	380-415 V 50/60 Hz	200/346-240/415 V 50/60 Hz
7 Paper mills, steel plants, ship building industry	480-500 V 50/60 Hz	480-500 V 50/60 Hz	480-500 V 50/60 Hz
8	>250 V DC	Not used	Not used
9 For example in Norway	380-415 V 50/60 Hz	200-250 V 50/60 Hz	
10	Not used	>50 V >100-300 Hz	Not used
11 Mainly for marine installations	Not used	440-460 V 60 Hz	
12 Supply from isolating transformer	Supply from isolating transformer	125/250 V Single phase	Not used

Material specifications

Polycarbonate	PC
Polyamide	PA
Polyamide, glass fiber reinforced	PA+glass
Thermoplastic polyester	PBT

<p>Easy & Safe IP 44, 16-32 A Housing: PA Terminal carrier: PA</p>
<p>Tough & Safe IP 67, 16-32 A Housing: PBT, Terminal carrier: PA IP 67, 63-125 A + IP 44, 63 A Housing: PBT, Terminal carrier: PA+glass</p>
<p>Critical & Safe IP 44 + IP 67 Housing: PBT Terminal carrier: PA, PA+glass</p>

	PA	PA+glass	PC	PBT
Impact strength	+		++	++
Tracking index (CTI)	600	500	300	225
UV-stability			+	+
Chemicals				
Acids	-		+	+
Bases	+		-	+
Salts	+		+	+
Oil/grease, mineral	-	+	+	+
Oil/mineral, synthetic	+	-	+	+
Temperature (°C)				
Max 60 min	170	170	140	140
Continuous	100	100	110	110
Flame class	V2	V0	V2	V0 (>0.8 mm) 5VA (>2.5 mm)

Index

Order Code - Type

Order Code	Type	Page	Order Code	Type	Page
2CMA144007R1000	CWT-2	67	2CMA163263R1000	316MVS5WH	16
2CMA144690R1000	OA1G10 (NO)	67	2CMA163264R1000	316MVS6WH	16
2CMA144691R1000	OA1G01 (NC)	67	2CMA163265R1000	316MVS7WH	16
2CMA154029R1000	DRI 4125-6	65	2CMA163266R1000	316MVS9WH	16
2CMA154098R1000	DRI 432-6	65	2CMA163267R1000	316MVS10WH	16
2CMA154099R1000	DRI 463-6	65	2CMA163268R1000	316MVS11WH	16
2CMA162327R1000	263MVS4	18	2CMA163270R1000	416MVS1WH	16
2CMA162328R1000	263MVS6	18	2CMA163271R1000	416MVS2WH	16
2CMA162335R1000	363MVS5	18	2CMA163272R1000	416MVS6WH	16
2CMA162336R1000	363MVS6	18	2CMA163273R1000	416MVS9WH	16
2CMA162337R1000	363MVS7	18	2CMA163275R1000	232MVS1WH	16
2CMA162338R1000	363MVS9	18	2CMA163276R1000	232MVS6WH	16
2CMA162345R1000	463MVS6	18	2CMA163277R1000	332MVS1WH	16
2CMA162738R1000	2125MVS4WH	17	2CMA163278R1000	332MVS5WH	16
2CMA162739R1000	2125MVS6WH	17	2CMA164619R1000	332MVS6WH	16
2CMA162740R1000	2125MVS1WH	17	2CMA163280R1000	332MVS7WH	16
2CMA162741R1000	3125MVS4WH	17	2CMA163281R1000	332MVS9WH	16
2CMA162742R1000	3125MVS6WH	17	2CMA163284R1000	432MVS1WH	16
2CMA162743R1000	3125MVS7WH	17	2CMA163285R1000	432MVS6WH	16
2CMA162744R1000	3125MVS9WH	17	2CMA163286R1000	432MVS7WH	16
2CMA162745R1000	3125MVS11WH	17	2CMA164572R1000	216RP6WP	38
2CMA162746R1000	3125MVS1WH	17	2CMA164589R1000	416RP6WP	38
2CMA162791R1000	4125MVS4WH	17	2CMA164602R1000	232RP6WP	38
2CMA162792R1000	4125MVS6WH	17	2CMA164619R1000	432RP6WP	38
2CMA162793R1000	4125MVS7WH	17	2CMA164993R1000	GP 216	67
2CMA162794R1000	4125MVS9WH	17	2CMA164994R1000	GP 316	67
2CMA162795R1000	4125MVS11WH	17	2CMA164995R1000	GP 416	67
2CMA162796R1000	4125MVS1WH	17	2CMA164996R1000	GP 232/332	67
2CMA162827R1000	263MVS4WH	17	2CMA164997R1000	GP 432	67
2CMA162828R1000	263MVS6WH	17	2CMA164998R1000	GP 63	67
2CMA162829R1000	263MVS9WH	17	2CMA164999R1000	GP 125	67
2CMA162831R1000	263MVS1WH	17	2CMA166456R1000	216P3W	11
2CMA162834R1000	363MVS4WH	17	2CMA166458R1000	216P4W	11
2CMA162835R1000	363MVS5WH	17	2CMA166460R1000	216P6W	11
2CMA162836R1000	363MVS6WH	17	2CMA166462R1000	216P9W	11
2CMA162837R1000	363MVS7WH	17	2CMA166464R1000	216P12W	11
2CMA162838R1000	363MVS9WH	17	2CMA166466R1000	216P1W	11
2CMA162840R1000	363MVS11WH	17	2CMA166468R1000	316P2W	11
2CMA162841R1000	363MVS1WH	17	2CMA166470R1000	316P3W	11
2CMA162844R1000	463MVS4WH	17	2CMA166472R1000	316P4W	11
2CMA162845R1000	463MVS6WH	17	2CMA166474R1000	316P5W	11
2CMA162846R1000	463MVS7WH	17	2CMA166476R1000	316P6W	11
2CMA162847R1000	463MVS9WH	17	2CMA166478R1000	316P7W	11
2CMA162848R1000	463MVS11WH	17	2CMA166480R1000	316P9W	11
2CMA162849R1000	463MVS1WH	17	2CMA166482R1000	316P10W	11
2CMA162878R1000	216MP6WP	29	2CMA166484R1000	316P11W	11
2CMA162878R1000	216MP6WP	29	2CMA166486R1000	316P1W	11
2CMA162895R1000	416MP6WP	29	2CMA166488R1000	416P2W	11
2CMA162895R1000	416MP6WP	29	2CMA166492R1000	416P4W	11
2CMA163172R1000	232MP6WP	29	2CMA166494R1000	416P6W	11
2CMA163172R1000	232MP6WP	29	2CMA166496R1000	416P7W	11
2CMA163193R1000	432MP6WP	29	2CMA166498R1000	416P9W	11
2CMA163193R1000	432MP6WP	29	2CMA166500R1000	416P11W	11
2CMA163255R1000	216MVS1WH	16	2CMA166502R1000	416P1W	11
2CMA163256R1000	216MVS4WH	16	2CMA166504R1000	232P4W	11
2CMA163257R1000	216MVS6WH	16	2CMA166506R1000	332P7W	11
2CMA163258R1000	216MVS9WH	16	2CMA166508R1000	332P9W	11
2CMA163259R1000	216MVS12WH	16	2CMA166510R1000	332P10W	11
2CMA163261R1000	316MVS1WH	16	2CMA166513R1000	332P11W	11
2CMA163262R1000	316MVS4WH	16	2CMA166516R1000	332P1W	11

Index

Order Code - Type

Order Code	Type	Page	Order Code	Type	Page
2CMA166518R1000	432P2W	11	2CMA166638R1000	332BAU2W	53
2CMA166520R1000	432P3W	11	2CMA166640R1000	332BAU3W	53
2CMA166522R1000	432P4W	11	2CMA166642R1000	332BAU4W	53
2CMA166524R1000	432P6W	11	2CMA166644R1000	332BAU5W	53
2CMA166526R1000	432P7W	11	2CMA166646R1000	332BAU6W	53
2CMA166528R1000	432P9W	11	2CMA166648R1000	332BAU7W	53
2CMA166530R1000	432P11W	11	2CMA166650R1000	332BAU9W	53
2CMA166532R1000	432P1W	11	2CMA166652R1000	332BAU10W	53
2CMA166534R1000	216C3W	14	2CMA166654R1000	332BAU11W	53
2CMA166536R1000	216C4W	14	2CMA166656R1000	332BAU1W	53
2CMA166538R1000	216C6W	14	2CMA166658R1000	432BAU2W	53
2CMA166540R1000	216C9W	14	2CMA166660R1000	432BAU3W	53
2CMA166542R1000	216C12W	14	2CMA166662R1000	432BAU4W	53
2CMA166544R1000	216C1W	14	2CMA166664R1000	432BAU6W	53
2CMA166546R1000	316C2W	14	2CMA166666R1000	432BAU7W	53
2CMA166548R1000	316C3W	14	2CMA166668R1000	432BAU9W	53
2CMA166550R1000	316C4W	14	2CMA166670R1000	432BAU11W	53
2CMA166552R1000	316C5W	14	2CMA166672R1000	432BAU1W	53
2CMA166554R1000	316C6W	14	2CMA166674R1000	216BAU3W	53
2CMA166556R1000	316C7W	14	2CMA166676R1000	216BAU4W	53
2CMA166558R1000	316C9W	14	2CMA166678R1000	216BAU6W	53
2CMA166560R1000	316C10W	14	2CMA166680R1000	216BAU9W	53
2CMA166562R1000	316C11W	14	2CMA166682R1000	216BAU12W	53
2CMA166564R1000	316C1W	14	2CMA166684R1000	216BAU1W	53
2CMA166566R1000	416C2W	14	2CMA166686R1000	316BAU2W	53
2CMA166568R1000	416C3W	14	2CMA166688R1000	316BAU3W	53
2CMA166570R1000	416C4W	14	2CMA166690R1000	316BAU4W	53
2CMA166572R1000	416C6W	14	2CMA166692R1000	316BAU5W	53
2CMA166574R1000	416C7W	14	2CMA166694R1000	316BAU6W	53
2CMA166576R1000	416C9W	14	2CMA166696R1000	316BAU7W	53
2CMA166578R1000	416C11W	14	2CMA166698R1000	316BAU9W	53
2CMA166580R1000	416C1W	14	2CMA166700R1000	316BAU10W	53
2CMA166582R1000	232C4W	14	2CMA166702R1000	316BAU11W	53
2CMA166584R1000	232C6W	14	2CMA166704R1000	316BAU1W	53
2CMA166586R1000	232C9W	14	2CMA166706R1000	416BAU2W	53
2CMA166588R1000	232C12W	14	2CMA166708R1000	416BAU3W	53
2CMA166590R1000	232C1W	14	2CMA166710R1000	416BAU4W	53
2CMA166592R1000	332C1W	14	2CMA166712R1000	416BAU6W	53
2CMA166594R1000	332C11W	14	2CMA166714R1000	416BAU7W	53
2CMA166596R1000	332C2W	14	2CMA166716R1000	416BAU9W	53
2CMA166598R1000	332C3W	14	2CMA166718R1000	416BAU11W	53
2CMA166600R1000	332C4W	14	2CMA166720R1000	416BAU1W	53
2CMA166602R1000	332C5W	14	2CMA166722R1000	232P6W	11
2CMA166604R1000	332C6W	14	2CMA166724R1000	232P9W	11
2CMA166606R1000	332C7W	14	2CMA166726R1000	232P12W	11
2CMA166608R1000	332C9W	14	2CMA166728R1000	232P1W	11
2CMA166610R1000	332C10W	14	2CMA166730R1000	332P2W	11
2CMA166612R1000	432C2W	14	2CMA166732R1000	332P3W	11
2CMA166614R1000	432C3W	14	2CMA166734R1000	332P4W	11
2CMA166616R1000	432C4W	14	2CMA166736R1000	332P5W	11
2CMA166618R1000	432C6W	14	2CMA166738R1000	332P6W	11
2CMA166620R1000	432C7W	14	2CMA166740R1000	263P4	10
2CMA166622R1000	432C9W	14	2CMA166742R1000	263P6	10
2CMA166624R1000	432C11W	14	2CMA166750R1000	363P5	10
2CMA166626R1000	432C1W	14	2CMA166752R1000	363P6	10
2CMA166628R1000	232BAU4W	53	2CMA166754R1000	363P7	10
2CMA166630R1000	232BAU6W	53	2CMA166756R1000	363P9	10
2CMA166632R1000	232BAU9W	53	2CMA166764R1000	463P6	10
2CMA166634R1000	232BAU12W	53	2CMA166774R1000	263P4W	12
2CMA166636R1000	232BAU1W	53	2CMA166776R1000	263P6W	12

Index

Order Code - Type

Order Code	Type	Page	Order Code	Type	Page
2CMA166778R1000	263P9W	12	2CMA166924R1000	3125C6W	15
2CMA166780R1000	263P1W	12	2CMA166926R1000	3125C7W	15
2CMA166782R1000	363P4W	12	2CMA166928R1000	3125C9W	15
2CMA166784R1000	363P5W	12	2CMA166930R1000	3125C11W	15
2CMA166786R1000	363P6W	12	2CMA166932R1000	3125C1W	15
2CMA166788R1000	363P7W	12	2CMA166934R1000	4125C4W	15
2CMA166790R1000	363P9W	12	2CMA166936R1000	4125C6W	15
2CMA166792R1000	363P11W	12	2CMA166938R1000	4125C7W	15
2CMA166794R1000	363P1W	12	2CMA166940R1000	4125C9W	15
2CMA166796R1000	463P4W	12	2CMA166942R1000	4125C11W	15
2CMA166798R1000	463P6W	12	2CMA166944R1000	4125C1W	15
2CMA166800R1000	463P7W	12	2CMA166946R1000	232RAU4W	49
2CMA166802R1000	463P9W	12	2CMA166948R1000	232RAU6W	49
2CMA166804R1000	463P11W	12	2CMA166950R1000	232RAU9W	49
2CMA166806R1000	463P1W	12	2CMA166952R1000	232RAU12W	49
2CMA166808R1000	2125P4W	12	2CMA166954R1000	232RAU1W	49
2CMA166810R1000	2125P6W	12	2CMA166956R1000	332RAU2W	49
2CMA166812R1000	2125P1W	12	2CMA166958R1000	332RAU3W	49
2CMA166814R1000	3125P4W	12	2CMA166960R1000	332RAU4W	49
2CMA166815R1000	3125P5W	12	2CMA166962R1000	332RAU5W	49
2CMA166816R1000	3125P6W	12	2CMA166964R1000	332RAU6W	49
2CMA166818R1000	3125P7W	12	2CMA166966R1000	332RAU7W	49
2CMA166820R1000	3125P9W	12	2CMA166968R1000	332RAU9W	49
2CMA166822R1000	3125P11W	12	2CMA166970R1000	332RAU10W	49
2CMA166824R1000	3125P1W	12	2CMA166972R1000	332RAU11W	49
2CMA166826R1000	4125P4W	12	2CMA166974R1000	332RAU1W	49
2CMA166828R1000	4125P6W	12	2CMA166976R1000	432RAU2W	49
2CMA166830R1000	4125P7W	12	2CMA166978R1000	432RAU3W	49
2CMA166832R1000	4125P9W	12	2CMA166980R1000	432RAU4W	49
2CMA166834R1000	4125P11W	12	2CMA166982R1000	432RAU6W	49
2CMA166836R1000	4125P1W	12	2CMA166984R1000	432RAU7W	49
2CMA166838R1000	263C4	13	2CMA166986R1000	432RAU9W	49
2CMA166840R1000	263C6	13	2CMA166988R1000	432RAU11W	49
2CMA166848R1000	363C5	13	2CMA166990R1000	432RAU1W	49
2CMA166850R1000	363C6	13	2CMA166992R1000	216RAU3W	49
2CMA166852R1000	363C7	13	2CMA166994R1000	216RAU4W	49
2CMA166854R1000	363C9	13	2CMA166996R1000	216RAU6W	49
2CMA166862R1000	463C6	13	2CMA166998R1000	216RAU9W	49
2CMA166872R1000	263C4W	15	2CMA167000R1000	216RAU12W	49
2CMA166874R1000	263C6W	15	2CMA167002R1000	216RAU1W	49
2CMA166876R1000	263C9W	15	2CMA167004R1000	316RAU2W	49
2CMA166878R1000	263C1W	15	2CMA167006R1000	316RAU3W	49
2CMA166890R1000	363C4W	15	2CMA167008R1000	316RAU4W	49
2CMA166892R1000	363C5W	15	2CMA167010R1000	316RAU5W	49
2CMA166894R1000	363C6W	15	2CMA167012R1000	316RAU6W	49
2CMA166896R1000	363C7W	15	2CMA167014R1000	316RAU7W	49
2CMA166898R1000	363C9W	15	2CMA167016R1000	316RAU9W	49
2CMA166900R1000	363C11W	15	2CMA167018R1000	316RAU10W	49
2CMA166902R1000	363C1W	15	2CMA167020R1000	316RAU11W	49
2CMA166904R1000	463C4W	15	2CMA167022R1000	316RAU1W	49
2CMA166906R1000	463C6W	15	2CMA167024R1000	416RAU2W	49
2CMA166908R1000	463C7W	15	2CMA167026R1000	416RAU3W	49
2CMA166910R1000	463C9W	15	2CMA167028R1000	416RAU4W	49
2CMA166912R1000	463C11W	15	2CMA167030R1000	416RAU6W	49
2CMA166914R1000	463C1W	15	2CMA167032R1000	416RAU7W	49
2CMA166916R1000	2125C4W	15	2CMA167034R1000	416RAU9W	49
2CMA166918R1000	2125C6W	15	2CMA167036R1000	416RAU11W	49
2CMA166920R1000	2125C1W	15	2CMA167038R1000	416RAU1W	49
2CMA166922R1000	3125C4W	15	2CMA167040R1000	216BS3W	41
2CMA166923R1000	3125C5W	15	2CMA167042R1000	216BS4W	41

Index

Order Code - Type

Order Code	Type	Page	Order Code	Type	Page
2CMA167044R1000	216BS6W	41	2CMA167147R1000	216RS3W	31
2CMA167046R1000	216BS9W	41	2CMA167148R1000	216RS4W	31
2CMA167048R1000	216BS12W	41	2CMA167149R1000	216RS6W	31
2CMA167050R1000	216BS1W	41	2CMA167150R1000	216RS9W	31
2CMA167052R1000	316BS2W	41	2CMA167151R1000	216RS12W	31
2CMA167054R1000	316BS3W	41	2CMA167152R1000	216RS1W	31
2CMA167056R1000	316BS4W	41	2CMA167153R1000	316RS2W	31
2CMA167058R1000	316BS5W	41	2CMA167154R1000	316RS3W	31
2CMA167060R1000	316BS6W	41	2CMA167155R1000	316RS4W	31
2CMA167062R1000	316BS7W	41	2CMA167156R1000	316RS5W	31
2CMA167064R1000	316BS9W	41	2CMA167157R1000	316RS6W	31
2CMA167066R1000	316BS10W	41	2CMA167158R1000	316RS7W	31
2CMA167068R1000	316BS11W	41	2CMA167159R1000	316RS9W	31
2CMA167070R1000	316BS1W	41	2CMA167160R1000	316RS10W	31
2CMA167072R1000	416BS2W	41	2CMA167161R1000	316RS11W	31
2CMA167074R1000	416BS3W	41	2CMA167162R1000	316RS1W	31
2CMA167076R1000	416BS4W	41	2CMA167163R1000	416RS2W	31
2CMA167078R1000	416BS6W	41	2CMA167164R1000	416RS3W	31
2CMA167080R1000	416BS7W	41	2CMA167165R1000	416RS4W	31
2CMA167082R1000	416BS9W	41	2CMA167166R1000	416RS6W	31
2CMA167084R1000	416BS11W	41	2CMA167167R1000	416RS7W	31
2CMA167086R1000	416BS1W	41	2CMA167168R1000	416RS9W	31
2CMA167088R1000	232BS4W	42	2CMA167169R1000	416RS11W	31
2CMA167090R1000	232BS6W	42	2CMA167170R1000	416RS1W	31
2CMA167092R1000	232BS9W	42	2CMA167171R1000	232RS4W	31
2CMA167094R1000	232BS12W	42	2CMA167172R1000	232RS6W	31
2CMA167096R1000	232BS1W	42	2CMA167173R1000	232RS9W	31
2CMA167098R1000	332BS2W	42	2CMA167174R1000	232RS12W	31
2CMA167100R1000	332BS3W	42	2CMA167175R1000	232RS1W	31
2CMA167102R1000	332BS4W	42	2CMA167176R1000	332RS2W	31
2CMA167103R1000	332BS5W	42	2CMA167177R1000	332RS3W	31
2CMA167104R1000	332BS6W	42	2CMA167178R1000	332RS4W	31
2CMA167106R1000	332BS7W	42	2CMA167179R1000	332RS5W	31
2CMA167108R1000	332BS9W	42	2CMA167180R1000	332RS6W	31
2CMA167110R1000	332BS10W	42	2CMA167181R1000	332RS7W	31
2CMA167112R1000	332BS11W	42	2CMA167182R1000	332RS9W	31
2CMA167114R1000	332BS1W	42	2CMA167183R1000	332RS10W	31
2CMA167116R1000	432BS2W	42	2CMA167184R1000	332RS11W	31
2CMA167118R1000	432BS3W	42	2CMA167185R1000	332RS1W	31
2CMA167120R1000	432BS4W	42	2CMA167186R1000	432RS2W	31
2CMA167122R1000	432BS6W	42	2CMA167187R1000	432RS3W	31
2CMA167124R1000	432BS7W	42	2CMA167188R1000	432RS4W	31
2CMA167126R1000	432BS9W	42	2CMA167189R1000	432RS6W	31
2CMA167128R1000	432BS11W	42	2CMA167190R1000	432RS7W	31
2CMA167130R1000	432BS1W	42	2CMA167191R1000	432RS9W	31
2CMA167132R1000	2125RU4W	46	2CMA167192R1000	432RS11W	31
2CMA167133R1000	2125RU6W	46	2CMA167193R1000	432RS1W	31
2CMA167134R1000	2125RU1W	46	2CMA167194R1000	2125BU4W	52
2CMA167135R1000	3125RU4W	46	2CMA167195R1000	2125BU6W	52
2CMA167136R1000	3125RU6W	46	2CMA167196R1000	2125BU1W	52
2CMA167137R1000	3125RU7W	46	2CMA167197R1000	3125BU4W	52
2CMA167138R1000	3125RU9W	46	2CMA167198R1000	3125BU6W	52
2CMA167139R1000	3125RU11W	46	2CMA167199R1000	3125BU7W	52
2CMA167140R1000	3125RU1W	46	2CMA167200R1000	3125BU9W	52
2CMA167141R1000	4125RU4W	46	2CMA167201R1000	3125BU11W	52
2CMA167142R1000	4125RU6W	46	2CMA167202R1000	3125BU1W	52
2CMA167143R1000	4125RU7W	46	2CMA167203R1000	4125BU4W	52
2CMA167144R1000	4125RU9W	46	2CMA167204R1000	4125BU6W	52
2CMA167145R1000	4125RU11W	46	2CMA167205R1000	4125BU7W	52
2CMA167146R1000	4125RU1W	46	2CMA167206R1000	4125BU9W	52

Index

Order Code - Type

Order Code	Type	Page	Order Code	Type	Page
2CMA167207R1000	4125BU11W	52	2CMA167348R1000	363BS5W	43
2CMA167208R1000	4125BU1W	52	2CMA167350R1000	363BS6W	43
2CMA167212R1000	263BU6	51	2CMA167352R1000	363BS7W	43
2CMA167220R1000	363BU5	51	2CMA167354R1000	363BS9W	43
2CMA167222R1000	363BU6	51	2CMA167356R1000	363BS11W	43
2CMA167226R1000	363BU9	51	2CMA167358R1000	363BS1W	43
2CMA167234R1000	463BU6	51	2CMA167360R1000	463BS4W	43
2CMA167244R1000	2125RS4W	32	2CMA167362R1000	463BS6W	43
2CMA167246R1000	2125RS6W	32	2CMA167364R1000	463BS7W	43
2CMA167248R1000	2125RS1W	32	2CMA167366R1000	463BS9W	43
2CMA167250R1000	3125RS4W	32	2CMA167368R1000	463BS11W	43
2CMA167251R1000	3125RS5W	32	2CMA167370R1000	463BS1W	43
2CMA167252R1000	3125RS6W	32	2CMA167372R1000	263RU4W	46
2CMA167254R1000	3125RS7W	32	2CMA167374R1000	263RU6W	46
2CMA167256R1000	3125RS9W	32	2CMA167376R1000	263RU9W	46
2CMA167258R1000	3125RS11W	32	2CMA167378R1000	263RU1W	46
2CMA167260R1000	3125RS1W	32	2CMA167380R1000	363RU4W	46
2CMA167262R1000	4125RS4W	32	2CMA167382R1000	363RU5W	46
2CMA167264R1000	4125RS6W	32	2CMA167384R1000	363RU6W	46
2CMA167266R1000	4125RS7W	32	2CMA167386R1000	363RU7W	46
2CMA167268R1000	4125RS9W	32	2CMA167388R1000	363RU9W	46
2CMA167270R1000	4125RS11W	32	2CMA167390R1000	363RU11W	46
2CMA167272R1000	4125RS1W	32	2CMA167392R1000	363RU1W	46
2CMA167274R1000	2125BS4W	43	2CMA167394R1000	463RU4W	46
2CMA167276R1000	2125BS6W	43	2CMA167396R1000	463RU6W	46
2CMA167278R1000	2125BS1W	43	2CMA167398R1000	463RU7W	46
2CMA167280R1000	3125BS4W	43	2CMA167400R1000	463RU9W	46
2CMA167282R1000	3125BS6W	43	2CMA167402R1000	463RU11W	46
2CMA167284R1000	3125BS7W	43	2CMA167404R1000	463RU1W	46
2CMA167286R1000	3125BS9W	43	2CMA167406R1000	263RAU4	48
2CMA167288R1000	3125BS11W	43	2CMA167408R1000	263RAU6	48
2CMA167290R1000	3125BS1W	43	2CMA167416R1000	363RAU5	48
2CMA167292R1000	4125BS4W	43	2CMA167418R1000	363RAU6	48
2CMA167294R1000	4125BS6W	43	2CMA167420R1000	363RAU7	48
2CMA167296R1000	4125BS7W	43	2CMA167422R1000	363RAU9	48
2CMA167298R1000	4125BS9W	43	2CMA167430R1000	463RAU6	48
2CMA167300R1000	4125BS11W	43	2CMA167440R1000	263RAU4W	50
2CMA167302R1000	4125BS1W	43	2CMA167442R1000	263RAU6W	50
2CMA167304R1000	263RS4W	32	2CMA167444R1000	263RAU9W	50
2CMA167306R1000	263RS6W	32	2CMA167446R1000	263RAU1W	50
2CMA167308R1000	263RS9W	32	2CMA167448R1000	363RAU4W	50
2CMA167310R1000	263RS1W	32	2CMA167450R1000	363RAU5W	50
2CMA167312R1000	363RS4W	32	2CMA167452R1000	363RAU6W	50
2CMA167314R1000	363RS5W	32	2CMA167454R1000	363RAU7W	50
2CMA167316R1000	363RS6W	32	2CMA167456R1000	363RAU9W	50
2CMA167318R1000	363RS7W	32	2CMA167458R1000	363RAU11W	50
2CMA167320R1000	363RS9W	32	2CMA167460R1000	363RAU1W	50
2CMA167322R1000	363RS11W	32	2CMA167462R1000	463RAU4W	50
2CMA167324R1000	363RS1W	32	2CMA167464R1000	463RAU6W	50
2CMA167326R1000	463RS4W	32	2CMA167466R1000	463RAU7W	50
2CMA167328R1000	463RS6W	32	2CMA167468R1000	463RAU9W	50
2CMA167330R1000	463RS7W	32	2CMA167470R1000	463RAU11W	50
2CMA167332R1000	463RS9W	32	2CMA167472R1000	463RAU1W	50
2CMA167334R1000	463RS11W	32	2CMA167474R1000	263RS4	30
2CMA167336R1000	463RS1W	32	2CMA167476R1000	263RS6	30
2CMA167338R1000	263BS4W	43	2CMA167478R1000	463RS6	30
2CMA167340R1000	263BS6W	43	2CMA167496R1000	363RS5	30
2CMA167342R1000	263BS9W	43	2CMA167498R1000	363RS6	30
2CMA167344R1000	263BS1W	43	2CMA167500R1000	363RS7	30
2CMA167346R1000	363BS4W	43	2CMA167502R1000	363RS9	30

Index

Order Code - Type

Order Code	Type	Page	Order Code	Type	Page
2CMA167508R1000	263RU4	45	2CMA167800R1000	216MHS4W	25
2CMA167510R1000	263RU6	45	2CMA167801R1000	216MHS6W	22
2CMA167518R1000	363RU5	45	2CMA167802R1000	216MHS9W	22
2CMA167520R1000	363RU6	45	2CMA167803R1000	216MHS12W	22
2CMA167522R1000	363RU7	45	2CMA167804R1000	216MHS1W	22
2CMA167524R1000	363RU9	45	2CMA167805R1000	316MHS2W	22
2CMA167532R1000	463RU6	45	2CMA167806R1000	316MHS3W	22
2CMA167542R1000	263BS4	40	2CMA167807R1000	316MHS4W	22
2CMA167544R1000	263BS6	40	2CMA167808R1000	316MHS5W	22
2CMA167552R1000	363BS5	40	2CMA167809R1000	316MHS6W	22
2CMA167554R1000	363BS6	40	2CMA167810R1000	316MHS7W	22
2CMA167556R1000	363BS7	40	2CMA167811R1000	316MHS9W	22
2CMA167558R1000	363BS9	40	2CMA167812R1000	316MHS10W	22
2CMA167566R1000	463BS6	40	2CMA167813R1000	316MHS11W	22
2CMA167623R1000	216MHS6	21	2CMA167814R1000	316MHS1W	22
2CMA167629R1000	316MHS4	21	2CMA167815R1000	416MHS2W	22
2CMA167630R1000	316MHS5	21	2CMA167816R1000	416MHS3W	22
2CMA167631R1000	316MHS6	21	2CMA167817R1000	416MHS4W	22
2CMA167632R1000	316MHS7	21	2CMA167818R1000	416MHS6W	22
2CMA167633R1000	316MHS9	21	2CMA167819R1000	416MHS7W	22
2CMA167635R1000	316MHS11	21	2CMA167820R1000	416MHS9W	22
2CMA167640R1000	416MHS6	21	2CMA167821R1000	416MHS11W	22
2CMA167645R1000	216MVS4	24	2CMA167822R1000	416MHS1W	22
2CMA167646R1000	216MVS6	24	2CMA167823R1000	216MVS4W	25
2CMA167652R1000	316MVS4	24	2CMA167824R1000	216MVS6W	25
2CMA167653R1000	316MVS5	24	2CMA167825R1000	216MVS9W	25
2CMA167654R1000	316MVS6	24	2CMA167826R1000	216MVS12W	25
2CMA167655R1000	316MVS7	24	2CMA167827R1000	216MVS1W	25
2CMA167656R1000	316MVS9	24	2CMA167828R1000	316MVS2W	25
2CMA167658R1000	316MVS11	24	2CMA167829R1000	316MVS3W	25
2CMA167663R1000	416MVS6	24	2CMA167830R1000	316MVS4W	25
2CMA167668R1000	232MHS4	21	2CMA167831R1000	316MVS5W	25
2CMA167669R1000	232MHS6	21	2CMA167832R1000	316MVS6W	25
2CMA167676R1000	332MHS5	21	2CMA167833R1000	316MVS7W	25
2CMA167677R1000	332MHS6	21	2CMA167834R1000	316MVS9W	25
2CMA167678R1000	332MHS7	21	2CMA167835R1000	316MVS10W	25
2CMA167679R1000	332MHS9	21	2CMA167836R1000	316MVS11W	25
2CMA167686R1000	432MHS6	21	2CMA167838R1000	316MVS1W	25
2CMA167691R1000	232MVS4	24	2CMA167839R1000	416MVS2W	25
2CMA167692R1000	232MVS6	24	2CMA167840R1000	416MVS3W	25
2CMA167699R1000	332MVS5	24	2CMA167841R1000	416MVS4W	25
2CMA167700R1000	332MVS6	24	2CMA167842R1000	416MVS6W	25
2CMA167701R1000	332MVS7	24	2CMA167843R1000	416MVS7W	25
2CMA167702R1000	332MVS9	24	2CMA167844R1000	416MVS9W	25
2CMA167709R1000	432MVS6	24	2CMA167845R1000	416MVS11W	25
2CMA167714R1000	263MHS4	21	2CMA167846R1000	416MVS1W	25
2CMA167715R1000	263MHS6	21	2CMA167847R1000	232MHS4W	22
2CMA167719R1000	363MHS5	21	2CMA167848R1000	232MHS6W	22
2CMA167721R1000	363MHS6	21	2CMA167849R1000	232MHS9W	22
2CMA167722R1000	363MHS7	21	2CMA167850R1000	232MHS12W	22
2CMA167723R1000	363MHS9	21	2CMA167851R1000	232MHS1W	22
2CMA167727R1000	463MHS6	21	2CMA167852R1000	332MHS2W	22
2CMA167756R1000	216MPR6	27	2CMA167853R1000	332MHS3W	22
2CMA167764R1000	316MPR6	27	2CMA167854R1000	332MHS4W	22
2CMA167766R1000	316MPR9	27	2CMA167855R1000	332MHS5W	22
2CMA167772R1000	416MPR6	27	2CMA167856R1000	332MHS6W	22
2CMA167778R1000	232MPR6	27	2CMA167857R1000	332MHS7W	22
2CMA167786R1000	332MPR6	27	2CMA167858R1000	332MHS9W	22
2CMA167788R1000	332MPR9	27	2CMA167859R1000	332MHS10W	22
2CMA167795R1000	432MPR6	27	2CMA167860R1000	332MHS11W	22

Index

Order Code - Type

Order Code	Type	Page	Order Code	Type	Page
2CMA167861R1000	332MHS1W	22	2CMA167960R1000	316MPM10W	26
2CMA167862R1000	432MHS2W	22	2CMA167961R1000	316MPM11W	26
2CMA167863R1000	432MHS3W	22	2CMA167963R1000	416MPM2W	26
2CMA167864R1000	432MHS4W	22	2CMA167964R1000	416MPM3W	26
2CMA167865R1000	432MHS6W	22	2CMA167965R1000	416MPM4W	26
2CMA167866R1000	432MHS7W	22	2CMA167966R1000	416MPM6W	26
2CMA167867R1000	432MHS9W	22	2CMA167967R1000	416MPM7W	26
2CMA167868R1000	432MHS11W	22	2CMA167968R1000	416MPM9W	26
2CMA167869R1000	432MHS1W	22	2CMA167969R1000	416MPM11W	26
2CMA167870R1000	232MVS4W	25	2CMA167973R1000	316MM4	19
2CMA167871R1000	232MVS6W	25	2CMA167974R1000	316MM5	19
2CMA167872R1000	232MVS9W	25	2CMA167975R1000	316MM6	19
2CMA167873R1000	232MVS12W	25	2CMA167976R1000	316MM7	19
2CMA167874R1000	232MVS1W	25	2CMA167977R1000	316MM9	19
2CMA167875R1000	332MVS2W	25	2CMA167978R1000	316MM10	19
2CMA167876R1000	332MVS3W	25	2CMA167979R1000	316MM11	19
2CMA167877R1000	332MVS4W	25	2CMA167980R1000	316MM1	19
2CMA167878R1000	332MVS5W	25	2CMA167983R1000	416MM2	19
2CMA167879R1000	332MVS6W	25	2CMA167984R1000	416MM6	19
2CMA167880R1000	332MVS7W	25	2CMA167986R1000	416MM9	19
2CMA167881R1000	332MVS9W	25	2CMA167987R1000	416MM11	19
2CMA167882R1000	332MVS10W	25	2CMA167988R1000	416MM1	19
2CMA167883R1000	332MVS11W	25	2CMA167990R1000	332MM3	19
2CMA167884R1000	332MVS1W	25	2CMA167991R1000	332MM4	19
2CMA167885R1000	432MVS2W	25	2CMA167992R1000	332MM5	19
2CMA167886R1000	432MVS3W	25	2CMA167993R1000	332MM6	19
2CMA167887R1000	432MVS4W	25	2CMA167994R1000	332MM7	19
2CMA167888R1000	432MVS6W	25	2CMA167995R1000	332MM9	19
2CMA167889R1000	432MVS7W	25	2CMA167996R1000	332MM10	19
2CMA167890R1000	432MVS9W	25	2CMA167997R1000	332MM11	19
2CMA167891R1000	432MVS11W	25	2CMA167998R1000	332MM1	19
2CMA167892R1000	432MVS1W	25	2CMA168002R1000	432MM6	19
2CMA167893R1000	263MHS4W	23	2CMA168003R1000	432MM7	19
2CMA167894R1000	263MHS6W	23	2CMA168004R1000	432MM9	19
2CMA167895R1000	263MHS9W	23	2CMA168006R1000	432MM1	19
2CMA167896R1000	263MHS1W	23	2CMA168007R1000	232MPM4W	26
2CMA167897R1000	363MHS4W	23	2CMA168008R1000	232MPM6W	26
2CMA167898R1000	363MHS5W	23	2CMA168009R1000	232MPM9W	26
2CMA167899R1000	363MHS6W	23	2CMA168010R1000	232MPM12W	26
2CMA167900R1000	363MHS7W	23	2CMA168012R1000	332MPM2W	26
2CMA167901R1000	363MHS9W	23	2CMA168013R1000	332MPM3W	26
2CMA167902R1000	363MHS11W	23	2CMA168014R1000	332MPM4W	26
2CMA167903R1000	363MHS1W	23	2CMA168015R1000	332MPM5W	26
2CMA167904R1000	463MHS4W	23	2CMA168016R1000	332MPM6W	26
2CMA167905R1000	463MHS6W	23	2CMA168017R1000	332MPM7W	26
2CMA167906R1000	463MHS7W	23	2CMA168018R1000	332MPM9W	26
2CMA167907R1000	463MHS9W	23	2CMA168019R1000	332MPM10W	26
2CMA167908R1000	463MHS11W	23	2CMA168020R1000	332MPM11W	26
2CMA167909R1000	463MHS1W	23	2CMA168022R1000	432MPM2W	26
2CMA167948R1000	216MPM4W	26	2CMA168023R1000	432MPM3W	26
2CMA167949R1000	216MPM6W	26	2CMA168024R1000	432MPM4W	26
2CMA167950R1000	216MPM9W	26	2CMA168025R1000	432MPM6W	26
2CMA167951R1000	216MPM12W	26	2CMA168026R1000	432MPM7W	26
2CMA167953R1000	316MPM2W	26	2CMA168027R1000	432MPM9W	26
2CMA167954R1000	316MPM3W	26	2CMA168028R1000	432MPM11W	26
2CMA167955R1000	316MPM4W	26	2CMA168030R1000	263MM4	20
2CMA167956R1000	316MPM5W	26	2CMA168031R1000	263MM6	20
2CMA167957R1000	316MPM6W	26	2CMA168032R1000	263MM9	20
2CMA167958R1000	316MPM7W	26	2CMA168033R1000	263MM1	20
2CMA167959R1000	316MPM9W	26	2CMA168034R1000	363MM4	20

Index

Order Code - Type

Order Code	Type	Page	Order Code	Type	Page
2CMA168035R1000	363MM5	20	2CMA168127R1000	416A6	66
2CMA168036R1000	363MM6	20	2CMA168128R1000	432A6	66
2CMA168037R1000	363MM7	20	2CMA168129R1000	416FV6	64
2CMA168038R1000	363MM9	20	2CMA168130R1000	432FV6	64
2CMA168039R1000	363MM11	20	2CMA168131R1000	416PVF6	64
2CMA168040R1000	363MM1	20	2CMA168159R1000	416BUFV6	64
2CMA168042R1000	463MM6	20	2CMA168169R1000	416BSFV6	64
2CMA168043R1000	463MM7	20	2CMA168196R1000	216RPM4W	35
2CMA168044R1000	463MM9	20	2CMA168197R1000	216RPM6W	35
2CMA168046R1000	463MM1	20	2CMA168198R1000	216RPM9W	35
2CMA168047R1000	2125MM6	20	2CMA168199R1000	216RPM12W	35
2CMA168048R1000	3125MM6	20	2CMA168201R1000	316RPM2W	35
2CMA168049R1000	3125MM7	20	2CMA168202R1000	316RPM3W	35
2CMA168050R1000	3125MM9	20	2CMA168203R1000	316RPM4W	35
2CMA168051R1000	3125MM11	20	2CMA168204R1000	316RPM5W	35
2CMA168052R1000	3125MM1	20	2CMA168205R1000	316RPM6W	35
2CMA168053R1000	4125MM6	20	2CMA168206R1000	316RPM7W	35
2CMA168054R1000	4125MM7	20	2CMA168207R1000	316RPM9W	35
2CMA168055R1000	4125MM11	20	2CMA168208R1000	316RPM10W	35
2CMA168056R1000	4125MM1	20	2CMA168209R1000	316RPM11W	35
2CMA168057R1000	216MPR4W	28	2CMA168211R1000	416RPM2W	35
2CMA168058R1000	216MPR6W	28	2CMA168212R1000	416RPM3W	35
2CMA168060R1000	216MPR12W	28	2CMA168213R1000	416RPM4W	35
2CMA168064R1000	316MPR4W	28	2CMA168214R1000	416RPM6W	35
2CMA168066R1000	316MPR6W	28	2CMA168215R1000	416RPM7W	35
2CMA168068R1000	316MPR9W	28	2CMA168216R1000	416RPM9W	35
2CMA168074R1000	416MPR4W	28	2CMA168217R1000	416RPM11W	35
2CMA168075R1000	416MPR6W	28	2CMA168219R1000	232RPM4W	35
2CMA168077R1000	416MPR9W	28	2CMA168220R1000	232RPM6W	35
2CMA168080R1000	232MPR4W	28	2CMA168221R1000	232RPM9W	35
2CMA168081R1000	232MPR6W	28	2CMA168222R1000	232RPM12W	35
2CMA168083R1000	232MPR12W	28	2CMA168224R1000	332RPM2W	35
2CMA168087R1000	332MPR4W	28	2CMA168225R1000	332RPM3W	35
2CMA168089R1000	332MPR6W	28	2CMA168226R1000	332RPM4W	35
2CMA168091R1000	332MPR9W	28	2CMA168227R1000	332RPM5W	35
2CMA168097R1000	432MPR4W	28	2CMA168228R1000	332RPM6W	35
2CMA168098R1000	432MPR6W	28	2CMA168229R1000	332RPM7W	35
2CMA168100R1000	432MPR9W	28	2CMA168230R1000	332RPM9W	35
2CMA168103R1000	263BU4W	52	2CMA168231R1000	332RPM10W	35
2CMA168104R1000	263BU6W	52	2CMA168232R1000	332RPM11W	35
2CMA168105R1000	263BU9W	52	2CMA168234R1000	432RPM2W	35
2CMA168106R1000	263BU1W	52	2CMA168235R1000	432RPM3W	35
2CMA168107R1000	363BU4W	52	2CMA168236R1000	432RPM4W	35
2CMA168108R1000	363BU5W	52	2CMA168237R1000	432RPM6W	35
2CMA168109R1000	363BU6W	52	2CMA168238R1000	432RPM7W	35
2CMA168110R1000	363BU7W	52	2CMA168239R1000	432RPM9W	35
2CMA168111R1000	363BU9W	52	2CMA168240R1000	432RPM11W	35
2CMA168112R1000	363BU11W	52	2CMA168261R1000	216RPR6	36
2CMA168113R1000	363BU1W	52	2CMA168269R1000	316RPR6	36
2CMA168114R1000	463BU4W	52	2CMA168271R1000	316RPR9	36
2CMA168115R1000	463BU6W	52	2CMA168278R1000	416RPR6	36
2CMA168116R1000	463BU7W	52	2CMA168283R1000	232RPR6	36
2CMA168117R1000	463BU9W	52	2CMA168291R1000	332RPR6	36
2CMA168118R1000	463BU11W	52	2CMA168293R1000	332RPR9	36
2CMA168119R1000	463BU1W	52	2CMA168300R1000	432RPR6	36
2CMA168120R1000	216T4	63	2CMA168323R1000	216RPR4W	37
2CMA168121R1000	216T6	63	2CMA168324R1000	216RPR6W	37
2CMA168122R1000	316T6	63	2CMA168326R1000	216RPR12W	37
2CMA168123R1000	316T9	63	2CMA168330R1000	316RPR4W	37
2CMA168124R1000	416T6	63	2CMA168332R1000	316RPR6W	37

Index

Order Code - Type

Order Code	Type	Page	Order Code	Type	Page
2CMA168334R1000	316RPR9W	37	2CMA168526R1000	2125RL4W	34
2CMA168340R1000	416RPR4W	37	2CMA168527R1000	2125RL6W	34
2CMA168341R1000	416RPR6W	37	2CMA168528R1000	2125RL1W	34
2CMA168343R1000	416RPR9W	37	2CMA168529R1000	3125RL4W	34
2CMA168346R1000	232RPR4W	37	2CMA168530R1000	3125RL6W	34
2CMA168347R1000	232RPR6W	37	2CMA168531R1000	3125RL7W	34
2CMA168349R1000	232RPR12W	37	2CMA168532R1000	3125RL9W	34
2CMA168353R1000	332RPR4W	37	2CMA168533R1000	3125RL11W	34
2CMA168355R1000	332RPR6W	37	2CMA168534R1000	3125RL1W	34
2CMA168357R1000	332RPR9W	37	2CMA168535R1000	4125RL4W	34
2CMA168363R1000	432RPR4W	37	2CMA168536R1000	4125RL6W	34
2CMA168364R1000	432RPR6W	37	2CMA168537R1000	4125RL7W	34
2CMA168366R1000	432RPR9W	37	2CMA168538R1000	4125RL9W	34
2CMA168456R1000	216RL3W	33	2CMA168539R1000	4125RL11W	34
2CMA168457R1000	216RL4W	33	2CMA168540R1000	4125RL1W	34
2CMA168458R1000	216RL6W	33	2CMA168541R1000	416FP6	64
2CMA168459R1000	216RL9W	33	2CMA168542R1000	432FP6	64
2CMA168460R1000	216RL12W	33	2CMA168980R1000	MPR16MS	55
2CMA168461R1000	216RL1W	33	2CMA168981R1000	MP16/1MS	55
2CMA168462R1000	316RL2W	33	2CMA168982R1000	MPR16/3MS	55
2CMA168463R1000	316RL3W	33	2CMA168983R1000	MP32/2MS	57
2CMA168464R1000	316RL4W	33	2CMA168984R1000	MPR32/1MS	57
2CMA168465R1000	316RL5W	33	2CMA168985R1000	MPR63/1MS	58
2CMA168466R1000	316RL6W	33	2CMA168986R1000	MP32/SW2	59
2CMA168467R1000	316RL7W	33	2CMA168987R1000	MP32/SW1	59
2CMA168468R1000	316RL9W	33	2CMA168988R1000	MPR63/1	58
2CMA168469R1000	316RL10W	33	2CMA168989R1000	MPR63	58
2CMA168470R1000	316RL11W	33	2CMA168990R1000	MP63	58
2CMA168471R1000	316RL1W	33	2CMA168991R1000	MPR32	57
2CMA168472R1000	416RL2W	33	2CMA168992R1000	MP32/2	57
2CMA168473R1000	416RL3W	33	2CMA168993R1000	MP32/1	57
2CMA168474R1000	416RL4W	33	2CMA168994R1000	MP32	57
2CMA168475R1000	416RL6W	33	2CMA168995R1000	MPR16/3	55
2CMA168476R1000	416RL7W	33	2CMA168996R1000	MP16/3	55
2CMA168477R1000	416RL9W	33	2CMA168997R1000	MPR16	55
2CMA168478R1000	416RL11W	33	2CMA168998R1000	MP16/1	55
2CMA168479R1000	416RL1W	33	2CMA168999R1000	MP16	55
2CMA168480R1000	232RL4W	33	2CMA169211R1000	3125C6W LP	15
2CMA168481R1000	232RL6W	33	2CMA169212R1000	4125C6W LP	15
2CMA168482R1000	232RL9W	33	2CMA169213R1000	4125RU6W LP	46
2CMA168483R1000	232RL12W	33	2CMA170003R1000	216RAM4	47
2CMA168484R1000	232RL1W	33	2CMA170004R1000	216RAM6	47
2CMA168485R1000	332RL2W	33	2CMA170010R1000	316RAM4	47
2CMA168486R1000	332RL3W	33	2CMA170011R1000	316RAM5	47
2CMA168487R1000	332RL4W	33	2CMA170012R1000	316RAM6	47
2CMA168488R1000	332RL5W	33	2CMA170013R1000	316RAM7	47
2CMA168489R1000	332RL6W	33	2CMA170014R1000	316RAM9	47
2CMA168490R1000	332RL7W	33	2CMA170016R1000	316RAM11	47
2CMA168491R1000	332RL9W	33	2CMA170021R1000	416RAM6	47
2CMA168492R1000	332RL10W	33	2CMA170026R1000	232RAM4	47
2CMA168493R1000	332RL11W	33	2CMA170027R1000	232RAM6	47
2CMA168494R1000	332RL1W	33	2CMA170034R1000	332RAM5	47
2CMA168495R1000	432RL2W	33	2CMA170035R1000	332RAM6	47
2CMA168496R1000	432RL3W	33	2CMA170036R1000	332RAM7	47
2CMA168497R1000	432RL4W	33	2CMA170037R1000	332RAM9	47
2CMA168498R1000	432RL6W	33	2CMA170044R1000	432RAM6	47
2CMA168499R1000	432RL7W	33	2CMA170185R1000	416P6TRIO	63
2CMA168500R1000	432RL9W	33	2CMA170186R1000	216P6TRIO	63
2CMA168501R1000	432RL11W	33	2CMA170187R1000	CWT-1	67
2CMA168502R1000	432RL1W	33	2CMA170191R1000	416P6/216R6	69

Index

Order Code - Type

Order Code	Type	Page	Order Code	Type	Page
2CMA170192R1000	416P6/416R6	63	2CMA179319R1000	CUIST 232	72
2CMA170193R1000	416T6MIX	63	2CMA179320R1000	CUIST 232-10	72
2CMA170195R1000	416Schuko	63	2CMA179321R1000	CUIST 332	72
2CMA170196R1000	216Schuko	63	2CMA179322R1000	CUIST 332-4	72
2CMA170265R1000	416P6/DUO+C	63	2CMA179323R1000	CIGT 216	73
2CMA170266R1000	BPC16	66	2CMA179324R1000	CIGT 216-12	73
2CMA170267R1000	BPC16US	66	2CMA179325R1000	CIGT 216-10	73
2CMA170268R1000	BPC32	66	2CMA179326R1000	CIGT 316	73
2CMA178301R1000	CUE 416-6+R/UJP	68	2CMA179327R1000	CIGT 316-12	73
2CMA178311R1000	2210	68	2CMA179328R1000	CST 332-12	71
2CMA178319R1000	2210L	68	2CMA179329R1000	CST 332-4	71
2CMA178320R1000	Tightening plug	67	2CMA179331R1000	CUIT 232-12	72
2CMA178336R1000	Cable attachment	67	2CMA179332R1000	CUIT 232-10	72
2CMA178338R1000	UJ 110/2	68	2CMA179333R1000	CUIST 232-12	72
2CMA178339R1000	UJ 210/2	68	2CMA179334R1000	CUIST 332-12	72
2CMA178341R1000	UJ 410	68	2CMA179335R1000	CIGT 316-4	73
2CMA178342R1000	UJP	68	2CMA179348R1000	M 16/1	60
2CMA178695R1000	CUED 216-6+RD216	39	2CMA179349R1000	M16/2 JFB	60
2CMA178696R1000	CUED 416-6+RD	39	2CMA179350R1000	M32/1	60
2CMA178698R1000	CUED 216-6	39	2CMA179351R1000	M32/2 JFB	60
2CMA178699R1000	CUED 416-6	39	2CMA179352R1000	M63/1	60
2CMA179237R1000	CLF 16-125	67	2CMA179353R1000	M63/2 JFB	60
2CMA179277R1000	CPT 216	71	2CMA181710R1000	SOCKET COMPL. 332MHS6	69
2CMA179278R1000	CPT 216-12	71	2CMA181711R1000	SOCKET COMPL. 216MHS6	69
2CMA179279R1000	CPT 216-10	71	2CMA181712R1000	SOCKET COMPL. 316MHS6	69
2CMA179280R1000	CPT 316	71	2CMA181713R1000	SOCKET COMPL. 316MHS7	69
2CMA179281R1000	CPT 316-12	71	2CMA181714R1000	SOCKET COMPL. 316MHS9	69
2CMA179282R1000	CPT 316-4	71	2CMA181715R1000	SOCKET COMPL. 416MHS6	69
2CMA179283R1000	CPT 232	71	2CMA181716R1000	SOCKET COMPL. 332MHS7	69
2CMA179284R1000	CPT 232-10	71	2CMA181717R1000	SOCKET COMPL. 332MHS9	69
2CMA179285R1000	CPT 332	71	2CMA181718R1000	SOCKET COMPL. 432MHS6	69
2CMA179286R1000	CPT 332-12	71	2CMA181719R1000	SOCKET COMPL. 316MM6	69
2CMA179287R1000	CPT 332-4	71	2CMA181720R1000	SOCKET COMPL. 332MM6	69
2CMA179288R1000	CST 216	71	2CMA181725R1000	SOCKET COMPL. 432MM6	69
2CMA179289R1000	CST 216-12	71	2CMA181726R1000	LID COMPL. 216MHS6	69
2CMA179290R1000	CST 216-10	71	2CMA181727R1000	SOCKET COMPL. 416MM6	69
2CMA179291R1000	CST 316	71	2CMA181728R1000	LID COMPL. 316MHS7	69
2CMA179292R1000	CST 316-12	71	2CMA181729R1000	LID COMPL. 432MHS6	69
2CMA179293R1000	CST 316-4	71	2CMA181730R1000	LID COMPL. 416MHS6	69
2CMA179295R1000	CST 232-10	71	2CMA181731R1000	LID COMPL. 432MM6	69
2CMA179296R1000	CPT 232-12	71	2CMA181732R1000	LID COMPL. 332MM6	69
2CMA179297R1000	CST 232	71	2CMA181733R1000	LID COMPL. 416MM6	69
2CMA179298R1000	CUGT 216	73	2CMA181734R1000	LID COMPL. 316MM6	69
2CMA179299R1000	CUGT 216-12	73	2CMA181735R1000	LID COMPL. 316MHS9	69
2CMA179300R1000	CUGT 216-10	73	2CMA181736R1000	LID COMPL. 332MHS7	69
2CMA179301R1000	CUGT 316	73	2CMA181737R1000	LID COMPL. 332MHS9	69
2CMA179302R1000	CUGT 316-12	73	2CMA181738R1000	LID COMPL. 316MHS6	69
2CMA179303R1000	CUGT 316-4	73	2CMA181739R1000	LID COMPL. 332MHS6	69
2CMA179306R1000	CST 232-12	71	2CMA181740R1000	LID COMPL. 363MM6	69
2CMA179307R1000	CST 332	71	2CMA181741R1000	LID COMPL. 463MM6	69
2CMA179309R1000	CUIT 216	78	2CMA181742R1000	SOCKET COMPL. 363MM6	69
2CMA179310R1000	CUIT 216-12	78	2CMA181743R1000	SOCKET COMPL. 463MM6	69
2CMA179311R1000	CUIT 216-10	78	2CMA181744R1000	SOCKET COMPL. 363MHS6	69
2CMA179312R1000	CUIT 232	78	2CMA181745R1000	SOCKET COMPL. 463MHS6	69
2CMA179313R1000	CUIST 216	78	2CMA181746R1000	LID COMPL. 363MHS6	69
2CMA179314R1000	CUIST 216-12	78	2CMA181747R1000	LID COMPL. 463MHS6	69
2CMA179315R1000	CUIST 216-10	78	2CMA192729R1000	2125RU6W LP	46
2CMA179316R1000	CUIST 316	78	2CMA192730R1000	3125RU6W LP	46
2CMA179317R1000	CUIST 316-12	78	2CMA193097R1000	216RS4	30
2CMA179318R1000	CUIST 316-4	78	2CMA193098R1000	216RS6	30

Index

Order Code - Type

Order Code	Type	Page	Order Code	Type	Page
2CMA193104R1000	316RS4	30	2CMA193299R1000	316BS7	40
2CMA193105R1000	316RS5	30	2CMA193300R1000	316BS9	40
2CMA193106R1000	316RS6	30	2CMA193302R1000	316BS11	40
2CMA193107R1000	316RS7	30	2CMA193307R1000	416BS6	40
2CMA193108R1000	316RS9	30	2CMA193313R1000	232BS4	40
2CMA193110R1000	316RS11	30	2CMA193314R1000	232BS6	40
2CMA193115R1000	416RS6	30	2CMA193321R1000	332BS5	40
2CMA193121R1000	232RS4	30	2CMA193322R1000	332BS6	40
2CMA193122R1000	232RS6	30	2CMA193323R1000	332BS7	40
2CMA193129R1000	332RS5	30	2CMA193324R1000	332BS9	40
2CMA193130R1000	332RS6	30	2CMA193331R1000	432BS6	40
2CMA193131R1000	332RS7	30	2CMA193338R1000	216B6	51
2CMA193132R1000	332RS9	30	2CMA193345R1000	316B5	51
2CMA193139R1000	432RS6	30	2CMA193346R1000	316B6	51
2CMA193145R1000	216R4	44	2CMA193348R1000	316B9	51
2CMA193146R1000	216R6	44	2CMA193355R1000	416B6	51
2CMA193152R1000	316R4	44	2CMA193434R1000	232BU6	51
2CMA193153R1000	316R5	44	2CMA193441R1000	332BU5	51
2CMA193154R1000	316R6	44	2CMA193442R1000	332BU6	51
2CMA193155R1000	316R7	44	2CMA193444R1000	332BU9	51
2CMA193156R1000	316R9	44	2CMA193451R1000	432BU6	51
2CMA193158R1000	316R11	44	2CMA193468R1000	416BU6	51
2CMA193163R1000	416R6	44	2CMA193500R1000	216-P4	10
2CMA193169R1000	216RU4	45	2CMA193501R1000	216-P6	10
2CMA193170R1000	216RU6	45	2CMA193502R1000	216-P9	10
2CMA193176R1000	316RU4	45	2CMA193503R1000	216-P12	10
2CMA193177R1000	316RU5	45	2CMA193504R1000	316-P4	10
2CMA193178R1000	316RU6	45	2CMA193505R1000	316-P5	10
2CMA193179R1000	316RU7	45	2CMA193506R1000	316-P6	10
2CMA193180R1000	316RU9	45	2CMA193507R1000	316-P7	10
2CMA193182R1000	316RU11	45	2CMA193508R1000	316-P9	10
2CMA193187R1000	416RU6	45	2CMA193509R1000	316-P11	10
2CMA193217R1000	216RAU4	48	2CMA193510R1000	416-P1	10
2CMA193218R1000	216RAU6	48	2CMA193511R1000	416-P6	10
2CMA193224R1000	316RAU4	48	2CMA193512R1000	232-P4	10
2CMA193225R1000	316RAU5	48	2CMA193513R1000	232-P6	10
2CMA193226R1000	316RAU6	48	2CMA193514R1000	332-P5	10
2CMA193227R1000	316RAU7	48	2CMA193515R1000	332-P6	10
2CMA193228R1000	316RAU9	48	2CMA193516R1000	332-P7	10
2CMA193230R1000	316RAU11	48	2CMA193517R1000	332-9P	10
2CMA193235R1000	416RAU6	48	2CMA193518R1000	332-P11	10
2CMA193241R1000	232RU4	45	2CMA193519R1000	432-P6	10
2CMA193242R1000	232RU6	45	2CMA193520R1000	216-C4	13
2CMA193249R1000	332RU5	45	2CMA193521R1000	216-C6	13
2CMA193250R1000	332RU6	45	2CMA193522R1000	316-C4	13
2CMA193251R1000	332RU7	45	2CMA193523R1000	316-C6	13
2CMA193252R1000	332RU9	45	2CMA193524R1000	316-C7	13
2CMA193259R1000	432RU6	45	2CMA193525R1000	316-C9	13
2CMA193265R1000	232RAU4	48	2CMA193526R1000	416-C6	13
2CMA193266R1000	232RAU6	48	2CMA193527R1000	232-C4	13
2CMA193273R1000	332RAU5	48	2CMA193528R1000	232-C6	13
2CMA193274R1000	332RAU6	48	2CMA193529R1000	332-C6	13
2CMA193275R1000	332RAU7	48	2CMA193530R1000	332-C9	13
2CMA193276R1000	332RAU9	48	2CMA193531R1000	432-C6	13
2CMA193283R1000	432RAU6	48	2CMA193533R1000	332-C5	13
2CMA193289R1000	216BS4	40	2CMA193534R1000	332-C7	13
2CMA193290R1000	216BS6	40	2CMA193535R1000	216-P1	10
2CMA193296R1000	316BS4	40			
2CMA193297R1000	316BS5	40			
2CMA193298R1000	316BS6	40			

Index

Type - Order Code

Type	Order Code	Page	Type	Order Code	Page
216B6	2CMA193338R1000	51	216P6W	2CMA166460R1000	11
216BAU12W	2CMA166682R1000	53	216-P9	2CMA193502R1000	10
216BAU1W	2CMA166684R1000	53	216P9W	2CMA166462R1000	11
216BAU3W	2CMA166674R1000	53	216R4	2CMA193145R1000	44
216BAU4W	2CMA166676R1000	53	216R6	2CMA193146R1000	44
216BAU6W	2CMA166678R1000	53	216RAM4	2CMA170003R1000	47
216BAU9W	2CMA166680R1000	53	216RAM6	2CMA170004R1000	47
216BS12W	2CMA167048R1000	41	216RAU12W	2CMA167000R1000	49
216BS1W	2CMA167050R1000	41	216RAU1W	2CMA167002R1000	49
216BS3W	2CMA167040R1000	41	216RAU3W	2CMA166992R1000	49
216BS4	2CMA193289R1000	40	216RAU4	2CMA193217R1000	48
216BS4W	2CMA167042R1000	41	216RAU4W	2CMA166994R1000	49
216BS6	2CMA193290R1000	40	216RAU6	2CMA193218R1000	48
216BS6W	2CMA167044R1000	41	216RAU6W	2CMA166996R1000	49
216BS9W	2CMA167046R1000	41	216RAU9W	2CMA166998R1000	49
216C12W	2CMA166542R1000	14	216RL12W	2CMA168460R1000	33
216C1W	2CMA166544R1000	14	216RL1W	2CMA168461R1000	33
216C3W	2CMA166534R1000	14	216RL3W	2CMA168456R1000	33
216-C4	2CMA193520R1000	13	216RL4W	2CMA168457R1000	33
216C4W	2CMA166536R1000	14	216RL6W	2CMA168458R1000	33
216-C6	2CMA193521R1000	13	216RL9W	2CMA168459R1000	33
216C6W	2CMA166538R1000	14	216RP6WP	2CMA164572R1000	38
216C9W	2CMA166540R1000	14	216RPM12W	2CMA168199R1000	35
216MHS12W	2CMA167803R1000	22	216RPM4W	2CMA166988R1000	35
216MHS1W	2CMA167804R1000	22	216RPM6W	2CMA168197R1000	35
216MHS4W	2CMA167800R1000	25	216RPM9W	2CMA168198R1000	35
216MHS6	2CMA167623R1000	21	216RPR12W	2CMA168326R1000	37
216MHS6W	2CMA167801R1000	22	216RPR4W	2CMA168323R1000	37
216MHS9W	2CMA167802R1000	22	216RPR6	2CMA168261R1000	36
216MP6WP	2CMA162878R1000	29	216RPR6W	2CMA168324R1000	37
216MP6WP	2CMA162878R1000	29	216RS12W	2CMA167151R1000	31
216MPM12W	2CMA167951R1000	26	216RS1W	2CMA167152R1000	31
216MPM4W	2CMA167948R1000	26	216RS3W	2CMA167147R1000	31
216MPM6W	2CMA167949R1000	26	216RS4	2CMA193097R1000	30
216MPM9W	2CMA167950R1000	26	216RS4W	2CMA167148R1000	31
216MPR12W	2CMA168060R1000	28	216RS6	2CMA193098R1000	30
216MPR4W	2CMA168057R1000	28	216RS6W	2CMA167149R1000	31
216MPR6	2CMA167756R1000	27	216RS9W	2CMA167150R1000	31
216MPR6W	2CMA168058R1000	28	216RU4	2CMA193169R1000	45
216MVS12W	2CMA167826R1000	25	216RU6	2CMA193170R1000	45
216MVS12WH	2CMA163259R1000	16	216Schuko	2CMA170196R1000	63
216MVS1W	2CMA167827R1000	25	216T4	2CMA168120R1000	63
216MVS1WH	2CMA163255R1000	16	216T6	2CMA168121R1000	63
216MVS4	2CMA167645R1000	24	2210	2CMA178311R1000	68
216MVS4W	2CMA167823R1000	25	2210L	2CMA178319R1000	68
216MVS4WH	2CMA163256R1000	16	232BAU12W	2CMA166634R1000	53
216MVS6	2CMA167646R1000	24	232BAU1W	2CMA166636R1000	53
216MVS6W	2CMA167824R1000	25	232BAU4W	2CMA166628R1000	53
216MVS6WH	2CMA163257R1000	16	232BAU6W	2CMA166630R1000	53
216MVS9W	2CMA167825R1000	25	232BAU9W	2CMA166632R1000	53
216MVS9WH	2CMA163258R1000	16	232BS12W	2CMA167094R1000	42
216-P1	2CMA193535R1000	10	232BS1W	2CMA167096R1000	42
216-P12	2CMA193503R1000	10	232BS4	2CMA193313R1000	40
216P12W	2CMA166464R1000	11	232BS4W	2CMA167088R1000	42
216P1W	2CMA166466R1000	11	232BS6	2CMA193314R1000	40
216P3W	2CMA166456R1000	11	232BS6W	2CMA167090R1000	42
216-P4	2CMA193500R1000	10	232BS9W	2CMA167092R1000	42
216P4W	2CMA166458R1000	11	232BU6	2CMA193434R1000	51
216-P6	2CMA193501R1000	10	232C12W	2CMA166588R1000	14
216P6TRIO	2CMA170186R1000	63	232C1W	2CMA166590R1000	14

Index

Type - Order Code

Type	Order Code	Page	Type	Order Code	Page
232-C4	2CMA193527R1000	13	232RPR6W	2CMA168347R1000	37
232C4W	2CMA166582R1000	14	232RS12W	2CMA167174R1000	31
232-C6	2CMA193528R1000	13	232RS1W	2CMA167175R1000	31
232C6W	2CMA166584R1000	14	232RS4	2CMA193121R1000	30
232C9W	2CMA166586R1000	14	232RS4W	2CMA167171R1000	31
232MHS12W	2CMA167850R1000	22	232RS6	2CMA193122R1000	30
232MHS1W	2CMA167851R1000	22	232RS6W	2CMA167172R1000	31
232MHS4	2CMA167668R1000	21	232RS9W	2CMA167173R1000	31
232MHS4W	2CMA167847R1000	22	232RU4	2CMA193241R1000	45
232MHS6	2CMA167669R1000	21	232RU6	2CMA193242R1000	45
232MHS6W	2CMA167848R1000	22	263BS1W	2CMA167344R1000	43
232MHS9W	2CMA167849R1000	22	263BS4	2CMA167542R1000	40
232MP6WP	2CMA163172R1000	29	263BS4W	2CMA167338R1000	43
232MP6WP	2CMA163172R1000	29	263BS6	2CMA167544R1000	40
232MPM12W	2CMA168010R1000	26	263BS6W	2CMA167340R1000	43
232MPM4W	2CMA168007R1000	26	263BS9W	2CMA167342R1000	43
232MPM6W	2CMA168008R1000	26	263BU1W	2CMA168106R1000	52
232MPM9W	2CMA168009R1000	26	263BU4W	2CMA168103R1000	52
232MPR12W	2CMA168083R1000	28	263BU6	2CMA167212R1000	51
232MPR4W	2CMA168080R1000	28	263BU6W	2CMA168104R1000	52
232MPR6	2CMA167778R1000	27	263BU9W	2CMA168105R1000	52
232MPR6W	2CMA168081R1000	28	263C1W	2CMA166878R1000	15
232MVS12W	2CMA167873R1000	25	263C4	2CMA166838R1000	13
232MVS1W	2CMA167874R1000	25	263C4W	2CMA166872R1000	15
232MVS1WH	2CMA163275R1000	16	263C6	2CMA166840R1000	13
232MVS4	2CMA167691R1000	24	263C6W	2CMA166874R1000	15
232MVS4W	2CMA167870R1000	25	263C9W	2CMA166876R1000	15
232MVS6	2CMA167692R1000	24	263MHS1W	2CMA167896R1000	23
232MVS6W	2CMA167871R1000	25	263MHS4	2CMA167714R1000	21
232MVS6WH	2CMA163276R1000	16	263MHS4W	2CMA167893R1000	23
232MVS9W	2CMA167872R1000	25	263MHS6	2CMA167715R1000	21
232P12W	2CMA166726R1000	11	263MHS6W	2CMA167894R1000	23
232P1W	2CMA166728R1000	11	263MHS9W	2CMA167895R1000	23
232-P4	2CMA193512R1000	10	263MM1	2CMA168033R1000	20
232P4W	2CMA166504R1000	11	263MM4	2CMA168030R1000	20
232-P6	2CMA193513R1000	10	263MM6	2CMA168031R1000	20
232P6W	2CMA166722R1000	11	263MM9	2CMA168032R1000	20
232P9W	2CMA166724R1000	11	263MVS1WH	2CMA162831R1000	17
232RAM4	2CMA170026R1000	47	263MVS4	2CMA162327R1000	18
232RAM6	2CMA170027R1000	47	263MVS4WH	2CMA162827R1000	17
232RAU12W	2CMA166952R1000	49	263MVS6	2CMA162328R1000	18
232RAU1W	2CMA166954R1000	49	263MVS6WH	2CMA162828R1000	17
232RAU4	2CMA193265R1000	48	263MVS9WH	2CMA162829R1000	17
232RAU4W	2CMA166946R1000	49	263P1W	2CMA166780R1000	12
232RAU6	2CMA193266R1000	48	263P4	2CMA166740R1000	10
232RAU6W	2CMA166948R1000	49	263P4W	2CMA166774R1000	12
232RAU9W	2CMA166950R1000	49	263P6	2CMA166742R1000	10
232RL12W	2CMA168483R1000	33	263P6W	2CMA166776R1000	12
232RL1W	2CMA168484R1000	33	263P9W	2CMA166778R1000	12
232RL4W	2CMA168480R1000	33	263RAU1W	2CMA167446R1000	50
232RL6W	2CMA168481R1000	33	263RAU4	2CMA167406R1000	48
232RL9W	2CMA168482R1000	33	263RAU4W	2CMA167440R1000	50
232RP6WP	2CMA164602R1000	38	263RAU6	2CMA167408R1000	48
232RPM12W	2CMA168222R1000	35	263RAU6W	2CMA167442R1000	50
232RPM4W	2CMA168219R1000	35	263RAU9W	2CMA167444R1000	50
232RPM6W	2CMA168220R1000	35	263RS1W	2CMA167310R1000	32
232RPM9W	2CMA168221R1000	35	263RS4	2CMA167474R1000	30
232RPR12W	2CMA168349R1000	37	263RS4W	2CMA167304R1000	32
232RPR4W	2CMA168346R1000	37	263RS6	2CMA167476R1000	30
232RPR6	2CMA168283R1000	36	263RS6W	2CMA167306R1000	32

Index

Type - Order Code

Type	Order Code	Page	Type	Order Code	Page
263RS9W	2CMA167308R1000	32	316BS9	2CMA193300R1000	40
263RU1W	2CMA167378R1000	46	316BS9W	2CMA167064R1000	41
263RU4	2CMA167508R1000	45	316C10W	2CMA166560R1000	14
263RU4W	2CMA167372R1000	46	316C11W	2CMA166562R1000	14
263RU6	2CMA167510R1000	45	316C1W	2CMA166564R1000	14
263RU6W	2CMA167374R1000	46	316C2W	2CMA166546R1000	14
263RU9W	2CMA167376R1000	46	316C3W	2CMA166548R1000	14
2125BS1W	2CMA167278R1000	43	316-C4	2CMA193522R1000	13
2125BS4W	2CMA167274R1000	43	316C4W	2CMA166550R1000	14
2125BS6W	2CMA167276R1000	43	316C5W	2CMA166552R1000	14
2125BU1W	2CMA167196R1000	52	316-C6	2CMA193523R1000	13
2125BU4W	2CMA167194R1000	52	316C6W	2CMA166554R1000	14
2125BU6W	2CMA167195R1000	52	316-C7	2CMA193524R1000	13
2125C1W	2CMA166920R1000	15	316C7W	2CMA166556R1000	14
2125C4W	2CMA166916R1000	15	316-C9	2CMA193525R1000	13
2125C6W	2CMA166918R1000	15	316C9W	2CMA166558R1000	14
2125MM6	2CMA168047R1000	20	316MHS10W	2CMA167812R1000	22
2125MVS1WH	2CMA162740R1000	17	316MHS11	2CMA167635R1000	21
2125MVS4WH	2CMA162738R1000	17	316MHS11W	2CMA167813R1000	22
2125MVS6WH	2CMA162739R1000	17	316MHS1W	2CMA167814R1000	22
2125P1W	2CMA166812R1000	12	316MHS2W	2CMA167805R1000	22
2125P4W	2CMA166808R1000	12	316MHS3W	2CMA167806R1000	22
2125P6W	2CMA166810R1000	12	316MHS4	2CMA167629R1000	21
2125RL1W	2CMA168528R1000	34	316MHS4W	2CMA167807R1000	22
2125RL4W	2CMA168526R1000	34	316MHS5	2CMA167630R1000	21
2125RL6W	2CMA168527R1000	34	316MHS5W	2CMA167808R1000	22
2125RS1W	2CMA167248R1000	32	316MHS6	2CMA167631R1000	21
2125RS4W	2CMA167244R1000	32	316MHS6W	2CMA167809R1000	22
2125RS6W	2CMA167246R1000	32	316MHS7	2CMA167632R1000	21
2125RU1W	2CMA167134R1000	46	316MHS7W	2CMA167810R1000	22
2125RU4W	2CMA167132R1000	46	316MHS9	2CMA167633R1000	21
2125RU6W	2CMA167133R1000	46	316MHS9W	2CMA167811R1000	22
2125RU6W LP	2CMA192729R1000	46	316MM1	2CMA167980R1000	19
316B5	2CMA193345R1000	51	316MM10	2CMA167978R1000	19
316B6	2CMA193346R1000	51	316MM11	2CMA167979R1000	19
316B9	2CMA193348R1000	51	316MM4	2CMA167973R1000	19
316BAU10W	2CMA166700R1000	53	316MM5	2CMA167974R1000	19
316BAU11W	2CMA166702R1000	53	316MM6	2CMA167975R1000	19
316BAU1W	2CMA166704R1000	53	316MM7	2CMA167976R1000	19
316BAU2W	2CMA166686R1000	53	316MM9	2CMA167977R1000	19
316BAU3W	2CMA166688R1000	53	316MPM10W	2CMA167960R1000	26
316BAU4W	2CMA166690R1000	53	316MPM11W	2CMA167961R1000	26
316BAU5W	2CMA166692R1000	53	316MPM2W	2CMA167953R1000	26
316BAU6W	2CMA166694R1000	53	316MPM3W	2CMA167954R1000	26
316BAU7W	2CMA166696R1000	53	316MPM4W	2CMA167955R1000	26
316BAU9W	2CMA166698R1000	53	316MPM5W	2CMA167956R1000	26
316BS10W	2CMA167066R1000	41	316MPM6W	2CMA167957R1000	26
316BS11	2CMA193302R1000	40	316MPM7W	2CMA167958R1000	26
316BS11W	2CMA167068R1000	41	316MPM9W	2CMA167959R1000	26
316BS1W	2CMA167070R1000	41	316MPR4W	2CMA168064R1000	28
316BS2W	2CMA167052R1000	41	316MPR6	2CMA167764R1000	27
316BS3W	2CMA167054R1000	41	316MPR6W	2CMA168066R1000	28
316BS4	2CMA193296R1000	40	316MPR9	2CMA167766R1000	27
316BS4W	2CMA167056R1000	41	316MPR9W	2CMA168068R1000	28
316BS5	2CMA193297R1000	40	316MVS10W	2CMA167835R1000	25
316BS5W	2CMA167058R1000	41	316MVS10WH	2CMA163267R1000	16
316BS6	2CMA193298R1000	40	316MVS11	2CMA167658R1000	24
316BS6W	2CMA167060R1000	41	316MVS11W	2CMA167836R1000	25
316BS7	2CMA193299R1000	40	316MVS11WH	2CMA163268R1000	16
316BS7W	2CMA167062R1000	41	316MVS1W	2CMA167838R1000	25

Index

Type - Order Code

Type	Order Code	Page	Type	Order Code	Page
316MVS1WH	2CMA163261R1000	16	316RAU9	2CMA193228R1000	48
316MVS2W	2CMA167828R1000	25	316RAU9W	2CMA167016R1000	49
316MVS3W	2CMA167829R1000	25	316RL10W	2CMA168469R1000	33
316MVS4	2CMA167652R1000	24	316RL11W	2CMA168470R1000	33
316MVS4W	2CMA167830R1000	25	316RL1W	2CMA168471R1000	33
316MVS4WH	2CMA163262R1000	16	316RL2W	2CMA168462R1000	33
316MVS5	2CMA167653R1000	24	316RL3W	2CMA168463R1000	33
316MVS5W	2CMA167831R1000	25	316RL4W	2CMA168464R1000	33
316MVS5WH	2CMA163263R1000	16	316RL5W	2CMA168465R1000	33
316MVS6	2CMA167654R1000	24	316RL6W	2CMA168466R1000	33
316MVS6W	2CMA167832R1000	25	316RL7W	2CMA168467R1000	33
316MVS6WH	2CMA163264R1000	16	316RL9W	2CMA168468R1000	33
316MVS7	2CMA167655R1000	24	316RPM10W	2CMA168208R1000	35
316MVS7W	2CMA167833R1000	25	316RPM11W	2CMA168209R1000	35
316MVS7WH	2CMA163265R1000	16	316RPM2W	2CMA168201R1000	35
316MVS9	2CMA167656R1000	24	316RPM3W	2CMA168202R1000	35
316MVS9W	2CMA167834R1000	25	316RPM4W	2CMA168203R1000	35
316MVS9WH	2CMA163266R1000	16	316RPM5W	2CMA168204R1000	35
316P10W	2CMA166482R1000	11	316RPM6W	2CMA168205R1000	35
316-P11	2CMA193509R1000	10	316RPM7W	2CMA168206R1000	35
316P11W	2CMA166484R1000	11	316RPM9W	2CMA168207R1000	35
316P1W	2CMA166486R1000	11	316RPR4W	2CMA168330R1000	37
316P2W	2CMA166468R1000	11	316RPR6	2CMA168269R1000	36
316P3W	2CMA166470R1000	11	316RPR6W	2CMA168332R1000	37
316-P4	2CMA193504R1000	10	316RPR9	2CMA168271R1000	36
316P4W	2CMA166472R1000	11	316RPR9W	2CMA168334R1000	37
316-P5	2CMA193505R1000	10	316RS10W	2CMA167160R1000	31
316P5W	2CMA166474R1000	11	316RS11	2CMA193110R1000	30
316-P6	2CMA193506R1000	10	316RS11W	2CMA167161R1000	31
316P6W	2CMA166476R1000	11	316RS1W	2CMA167162R1000	31
316-P7	2CMA193507R1000	10	316RS2W	2CMA167153R1000	31
316P7W	2CMA166478R1000	11	316RS3W	2CMA167154R1000	31
316-P9	2CMA193508R1000	10	316RS4	2CMA193104R1000	30
316P9W	2CMA166480R1000	11	316RS4W	2CMA167155R1000	31
316R11	2CMA193158R1000	44	316RS5	2CMA193105R1000	30
316R4	2CMA193152R1000	44	316RS5W	2CMA167156R1000	31
316R5	2CMA193153R1000	44	316RS6	2CMA193106R1000	30
316R6	2CMA193154R1000	44	316RS6W	2CMA167157R1000	31
316R7	2CMA193155R1000	44	316RS7	2CMA193107R1000	30
316R9	2CMA193156R1000	44	316RS7W	2CMA167158R1000	31
316RAM11	2CMA170016R1000	47	316RS9	2CMA193108R1000	30
316RAM4	2CMA170010R1000	47	316RS9W	2CMA167159R1000	31
316RAM5	2CMA170011R1000	47	316RU11	2CMA193182R1000	45
316RAM6	2CMA170012R1000	47	316RU4	2CMA193176R1000	45
316RAM7	2CMA170013R1000	47	316RU5	2CMA193177R1000	45
316RAM9	2CMA170014R1000	47	316RU6	2CMA193178R1000	45
316RAU10W	2CMA167018R1000	49	316RU7	2CMA193179R1000	45
316RAU11	2CMA193230R1000	48	316RU9	2CMA193180R1000	45
316RAU11W	2CMA167020R1000	49	316T6	2CMA168122R1000	63
316RAU1W	2CMA167022R1000	49	316T9	2CMA168123R1000	63
316RAU2W	2CMA167004R1000	49	332-9P	2CMA193517R1000	10
316RAU3W	2CMA167006R1000	49	332BAU10W	2CMA166652R1000	53
316RAU4	2CMA193224R1000	48	332BAU11W	2CMA166654R1000	53
316RAU4W	2CMA167008R1000	49	332BAU1W	2CMA166656R1000	53
316RAU5	2CMA193225R1000	48	332BAU2W	2CMA166638R1000	53
316RAU5W	2CMA167010R1000	49	332BAU3W	2CMA166640R1000	53
316RAU6	2CMA193226R1000	48	332BAU4W	2CMA166642R1000	53
316RAU6W	2CMA167012R1000	49	332BAU5W	2CMA166644R1000	53
316RAU7	2CMA193227R1000	48	332BAU6W	2CMA166646R1000	53
316RAU7W	2CMA167014R1000	49	332BAU7W	2CMA166648R1000	53

Index

Type - Order Code

Type	Order Code	Page	Type	Order Code	Page
332BAU9W	2CMA166650R1000	53	332MPM5W	2CMA168015R1000	26
332BS10W	2CMA167110R1000	42	332MPM6W	2CMA168016R1000	26
332BS11W	2CMA167112R1000	42	332MPM7W	2CMA168017R1000	26
332BS1W	2CMA167114R1000	42	332MPM9W	2CMA168018R1000	26
332BS2W	2CMA167098R1000	42	332MPR4W	2CMA168087R1000	28
332BS3W	2CMA167100R1000	42	332MPR6	2CMA167786R1000	27
332BS4W	2CMA167102R1000	42	332MPR6W	2CMA168089R1000	28
332BS5	2CMA193321R1000	40	332MPR9	2CMA167788R1000	27
332BS5W	2CMA167103R1000	42	332MPR9W	2CMA168091R1000	28
332BS6	2CMA193322R1000	40	332MVS10W	2CMA167882R1000	25
332BS6W	2CMA167104R1000	42	332MVS11W	2CMA167883R1000	25
332BS7	2CMA193323R1000	40	332MVS1W	2CMA167884R1000	25
332BS7W	2CMA167106R1000	42	332MVS1WH	2CMA163277R1000	16
332BS9	2CMA193324R1000	40	332MVS2W	2CMA167875R1000	25
332BS9W	2CMA167108R1000	42	332MVS3W	2CMA167876R1000	25
332BU5	2CMA193441R1000	51	332MVS4W	2CMA167877R1000	25
332BU6	2CMA193442R1000	51	332MVS5	2CMA167699R1000	24
332BU9	2CMA193444R1000	51	332MVS5W	2CMA167878R1000	25
332C10W	2CMA166610R1000	14	332MVS5WH	2CMA163278R1000	16
332C11W	2CMA166594R1000	14	332MVS6	2CMA167700R1000	24
332C1W	2CMA166592R1000	14	332MVS6W	2CMA167879R1000	25
332C2W	2CMA166596R1000	14	332MVS6WH	2CMA163279R1000	16
332C3W	2CMA166598R1000	14	332MVS7	2CMA167701R1000	24
332C4W	2CMA166600R1000	14	332MVS7W	2CMA167880R1000	25
332-C5	2CMA193533R1000	13	332MVS7WH	2CMA163280R1000	16
332C5W	2CMA166602R1000	14	332MVS9	2CMA167702R1000	24
332-C6	2CMA193529R1000	13	332MVS9W	2CMA167881R1000	25
332C6W	2CMA166604R1000	14	332MVS9WH	2CMA163281R1000	16
332-C7	2CMA193534R1000	13	332P10W	2CMA166510R1000	11
332C7W	2CMA166606R1000	14	332-P11	2CMA193518R1000	10
332-C9	2CMA193530R1000	13	332P11W	2CMA166513R1000	11
332C9W	2CMA166608R1000	14	332P1W	2CMA166516R1000	11
332MHS10W	2CMA167859R1000	22	332P2W	2CMA166730R1000	11
332MHS11W	2CMA167860R1000	22	332P3W	2CMA166732R1000	11
332MHS1W	2CMA167861R1000	22	332P4W	2CMA166734R1000	11
332MHS2W	2CMA167852R1000	22	332-P5	2CMA193514R1000	10
332MHS3W	2CMA167853R1000	22	332P5W	2CMA166736R1000	11
332MHS4W	2CMA167854R1000	22	332-P6	2CMA193515R1000	10
332MHS5	2CMA167676R1000	21	332P6W	2CMA166738R1000	11
332MHS5W	2CMA167855R1000	22	332-P7	2CMA193516R1000	10
332MHS6	2CMA167677R1000	21	332P7W	2CMA166506R1000	11
332MHS6W	2CMA167856R1000	22	332P9W	2CMA166508R1000	11
332MHS7	2CMA167678R1000	21	332RAM5	2CMA170034R1000	47
332MHS7W	2CMA167857R1000	22	332RAM6	2CMA170035R1000	47
332MHS9	2CMA167679R1000	21	332RAM7	2CMA170036R1000	47
332MHS9W	2CMA167858R1000	22	332RAM9	2CMA170037R1000	47
332MM1	2CMA167998R1000	19	332RAU10W	2CMA166970R1000	49
332MM10	2CMA167996R1000	19	332RAU11W	2CMA166972R1000	49
332MM11	2CMA167997R1000	19	332RAU1W	2CMA166974R1000	49
332MM3	2CMA167990R1000	19	332RAU2W	2CMA166956R1000	49
332MM4	2CMA167991R1000	19	332RAU3W	2CMA166958R1000	49
332MM5	2CMA167992R1000	19	332RAU4W	2CMA166960R1000	49
332MM6	2CMA167993R1000	19	332RAU5	2CMA193273R1000	48
332MM7	2CMA167994R1000	19	332RAU5W	2CMA166962R1000	49
332MM9	2CMA167995R1000	19	332RAU6	2CMA193274R1000	48
332MPM10W	2CMA168019R1000	26	332RAU6W	2CMA166964R1000	49
332MPM11W	2CMA168020R1000	26	332RAU7	2CMA193275R1000	48
332MPM2W	2CMA168012R1000	26	332RAU7W	2CMA166966R1000	49
332MPM3W	2CMA168013R1000	26	332RAU9	2CMA193276R1000	48
332MPM4W	2CMA168014R1000	26	332RAU9W	2CMA166968R1000	49

Index

Type - Order Code

Type	Order Code	Page	Type	Order Code	Page
332RL10W	2CMA168492R1000	33	363BU7W	2CMA168110R1000	52
332RL11W	2CMA168493R1000	33	363BU9	2CMA167226R1000	51
332RL1W	2CMA168494R1000	33	363BU9W	2CMA168111R1000	52
332RL2W	2CMA168485R1000	33	363C11W	2CMA166900R1000	15
332RL3W	2CMA168486R1000	33	363C1W	2CMA166902R1000	15
332RL4W	2CMA168487R1000	33	363C4W	2CMA166890R1000	15
332RL5W	2CMA168488R1000	33	363C5	2CMA166848R1000	13
332RL6W	2CMA168489R1000	33	363C5W	2CMA166892R1000	15
332RL7W	2CMA168490R1000	33	363C6	2CMA166850R1000	13
332RL9W	2CMA168491R1000	33	363C6W	2CMA166894R1000	15
332RPM10W	2CMA168231R1000	35	363C7	2CMA166852R1000	13
332RPM11W	2CMA168232R1000	35	363C7W	2CMA166896R1000	15
332RPM2W	2CMA168224R1000	35	363C9	2CMA166854R1000	13
332RPM3W	2CMA168225R1000	35	363C9W	2CMA166898R1000	15
332RPM4W	2CMA168226R1000	35	363MHS11W	2CMA167902R1000	23
332RPM5W	2CMA168227R1000	35	363MHS1W	2CMA167903R1000	23
332RPM6W	2CMA168228R1000	35	363MHS4W	2CMA167897R1000	23
332RPM7W	2CMA168229R1000	35	363MHS5	2CMA167719R1000	21
332RPM9W	2CMA168230R1000	35	363MHS5W	2CMA167898R1000	23
332RPR4W	2CMA168353R1000	37	363MHS6	2CMA167721R1000	21
332RPR6	2CMA168291R1000	36	363MHS6W	2CMA167899R1000	23
332RPR6W	2CMA168355R1000	37	363MHS7	2CMA167722R1000	21
332RPR9	2CMA168293R1000	36	363MHS7W	2CMA167900R1000	23
332RPR9W	2CMA168357R1000	37	363MHS9	2CMA167723R1000	21
332RS10W	2CMA167183R1000	31	363MHS9W	2CMA167901R1000	23
332RS11W	2CMA167184R1000	31	363MM1	2CMA168040R1000	20
332RS1W	2CMA167185R1000	31	363MM11	2CMA168039R1000	20
332RS2W	2CMA167176R1000	31	363MM4	2CMA168034R1000	20
332RS3W	2CMA167177R1000	31	363MM5	2CMA168035R1000	20
332RS4W	2CMA167178R1000	31	363MM6	2CMA168036R1000	20
332RS5	2CMA193129R1000	30	363MM7	2CMA168037R1000	20
332RS5W	2CMA167179R1000	31	363MM9	2CMA168038R1000	20
332RS6	2CMA193130R1000	30	363MVS11WH	2CMA162840R1000	17
332RS6W	2CMA167180R1000	31	363MVS1WH	2CMA162841R1000	17
332RS7	2CMA193131R1000	30	363MVS4WH	2CMA162834R1000	17
332RS7W	2CMA167181R1000	31	363MVS5	2CMA162335R1000	18
332RS9	2CMA193132R1000	30	363MVS5WH	2CMA162835R1000	17
332RS9W	2CMA167182R1000	31	363MVS6	2CMA162336R1000	18
332RU5	2CMA193249R1000	45	363MVS6WH	2CMA162836R1000	17
332RU6	2CMA193250R1000	45	363MVS7	2CMA162337R1000	18
332RU7	2CMA193251R1000	45	363MVS7WH	2CMA162837R1000	17
332RU9	2CMA193252R1000	45	363MVS9	2CMA162338R1000	18
363BS11W	2CMA167356R1000	43	363MVS9WH	2CMA162838R1000	17
363BS1W	2CMA167358R1000	43	363P11W	2CMA166792R1000	12
363BS4W	2CMA167346R1000	43	363P1W	2CMA166794R1000	12
363BS5	2CMA167552R1000	40	363P4W	2CMA166782R1000	12
363BS5W	2CMA167348R1000	43	363P5	2CMA166750R1000	10
363BS6	2CMA167554R1000	40	363P5W	2CMA166784R1000	12
363BS6W	2CMA167350R1000	43	363P6	2CMA166752R1000	10
363BS7	2CMA167556R1000	40	363P6W	2CMA166786R1000	12
363BS7W	2CMA167352R1000	43	363P7	2CMA166754R1000	10
363BS9	2CMA167558R1000	40	363P7W	2CMA166788R1000	12
363BS9W	2CMA167354R1000	43	363P9	2CMA166756R1000	10
363BU11W	2CMA168112R1000	52	363P9W	2CMA166790R1000	12
363BU1W	2CMA168113R1000	52	363RAU11W	2CMA167458R1000	50
363BU4W	2CMA168107R1000	52	363RAU1W	2CMA167460R1000	50
363BU5	2CMA167220R1000	51	363RAU4W	2CMA167448R1000	50
363BU5W	2CMA168108R1000	52	363RAU5	2CMA167416R1000	48
363BU6	2CMA167222R1000	51	363RAU5W	2CMA167450R1000	50
363BU6W	2CMA168109R1000	52	363RAU6	2CMA167418R1000	48

Index

Type - Order Code

Type	Order Code	Page	Type	Order Code	Page
363RAU6W	2CMA167452R1000	50	3125P4W	2CMA166814R1000	12
363RAU7	2CMA167420R1000	48	3125P5W	2CMA166815R1000	12
363RAU7W	2CMA167454R1000	50	3125P6W	2CMA166816R1000	12
363RAU9	2CMA167422R1000	48	3125P7W	2CMA166818R1000	12
363RAU9W	2CMA167456R1000	50	3125P9W	2CMA166820R1000	12
363RS11W	2CMA167322R1000	32	3125RL11W	2CMA168533R1000	34
363RS1W	2CMA167324R1000	32	3125RL1W	2CMA168534R1000	34
363RS4W	2CMA167312R1000	32	3125RL4W	2CMA168529R1000	34
363RS5	2CMA167496R1000	30	3125RL6W	2CMA168530R1000	34
363RS5W	2CMA167314R1000	32	3125RL7W	2CMA168531R1000	34
363RS6	2CMA167498R1000	30	3125RL9W	2CMA168532R1000	34
363RS6W	2CMA167316R1000	32	3125RS11W	2CMA167258R1000	32
363RS7	2CMA167500R1000	30	3125RS1W	2CMA167260R1000	32
363RS7W	2CMA167318R1000	32	3125RS4W	2CMA167250R1000	32
363RS9	2CMA167502R1000	30	3125RS5W	2CMA167251R1000	32
363RS9W	2CMA167320R1000	32	3125RS6W	2CMA167252R1000	32
363RU11W	2CMA167390R1000	46	3125RS7W	2CMA167254R1000	32
363RU1W	2CMA167392R1000	46	3125RS9W	2CMA167256R1000	32
363RU4W	2CMA167380R1000	46	3125RU11W	2CMA167139R1000	46
363RU5	2CMA167518R1000	45	3125RU1W	2CMA167140R1000	46
363RU5W	2CMA167382R1000	46	3125RU4W	2CMA167135R1000	46
363RU6	2CMA167520R1000	45	3125RU6W	2CMA167136R1000	46
363RU6W	2CMA167384R1000	46	3125RU6W LP	2CMA192730R1000	46
363RU7	2CMA167522R1000	45	3125RU7W	2CMA167137R1000	46
363RU7W	2CMA167386R1000	46	3125RU9W	2CMA167138R1000	46
363RU9	2CMA167524R1000	45	416A6	2CMA168127R1000	66
363RU9W	2CMA167388R1000	46	416B6	2CMA193355R1000	51
3125BS11W	2CMA167288R1000	43	416BAU11W	2CMA166718R1000	53
3125BS1W	2CMA167290R1000	43	416BAU1W	2CMA166720R1000	53
3125BS4W	2CMA167280R1000	43	416BAU2W	2CMA166706R1000	53
3125BS6W	2CMA167282R1000	43	416BAU3W	2CMA166708R1000	53
3125BS7W	2CMA167284R1000	43	416BAU4W	2CMA166710R1000	53
3125BS9W	2CMA167286R1000	43	416BAU6W	2CMA166712R1000	53
3125BU11W	2CMA167201R1000	52	416BAU7W	2CMA166714R1000	53
3125BU1W	2CMA167202R1000	52	416BAU9W	2CMA166716R1000	53
3125BU4W	2CMA167197R1000	52	416BS11W	2CMA167084R1000	41
3125BU6W	2CMA167198R1000	52	416BS1W	2CMA167086R1000	41
3125BU7W	2CMA167199R1000	52	416BS2W	2CMA167072R1000	41
3125BU9W	2CMA167200R1000	52	416BS3W	2CMA167074R1000	41
3125C11W	2CMA166930R1000	15	416BS4W	2CMA167076R1000	41
3125C1W	2CMA166932R1000	15	416BS6	2CMA193307R1000	40
3125C4W	2CMA166922R1000	15	416BS6W	2CMA167078R1000	41
3125C5W	2CMA166923R1000	15	416BS7W	2CMA167080R1000	41
3125C6W	2CMA166924R1000	15	416BS9W	2CMA167082R1000	41
3125C6W LP	2CMA169211R1000	15	416BSFV6	2CMA168169R1000	64
3125C7W	2CMA166926R1000	15	416BU6	2CMA193468R1000	51
3125C9W	2CMA166928R1000	15	416BUFV6	2CMA168159R1000	64
3125MM1	2CMA168052R1000	20	416C11W	2CMA166578R1000	14
3125MM11	2CMA168051R1000	20	416C1W	2CMA166580R1000	14
3125MM6	2CMA168048R1000	20	416C2W	2CMA166566R1000	14
3125MM7	2CMA168049R1000	20	416C3W	2CMA166568R1000	14
3125MM9	2CMA168050R1000	20	416C4W	2CMA166570R1000	14
3125MVS11WH	2CMA162745R1000	17	416-C6	2CMA193526R1000	13
3125MVS1WH	2CMA162746R1000	17	416C6W	2CMA166572R1000	14
3125MVS4WH	2CMA162741R1000	17	416C7W	2CMA166574R1000	14
3125MVS6WH	2CMA162742R1000	17	416C9W	2CMA166576R1000	14
3125MVS7WH	2CMA162743R1000	17	416FP6	2CMA168541R1000	64
3125MVS9WH	2CMA162744R1000	17	416FV6	2CMA168129R1000	64
3125P11W	2CMA166822R1000	12	416MHS11W	2CMA167821R1000	22
3125P1W	2CMA166824R1000	12	416MHS1W	2CMA167822R1000	22

Index

Type - Order Code

Type	Order Code	Page	Type	Order Code	Page
416MHS2W	2CMA167815R1000	22	416RAU6W	2CMA167030R1000	49
416MHS3W	2CMA167816R1000	22	416RAU7W	2CMA167032R1000	49
416MHS4W	2CMA167817R1000	22	416RAU9W	2CMA167034R1000	49
416MHS6	2CMA167640R1000	21	416RL11W	2CMA168478R1000	33
416MHS6W	2CMA167818R1000	22	416RL1W	2CMA168479R1000	33
416MHS7W	2CMA167819R1000	22	416RL2W	2CMA168472R1000	33
416MHS9W	2CMA167820R1000	22	416RL3W	2CMA168473R1000	33
416MM1	2CMA167988R1000	19	416RL4W	2CMA168474R1000	33
416MM11	2CMA167987R1000	19	416RL6W	2CMA168475R1000	33
416MM2	2CMA167983R1000	19	416RL7W	2CMA168476R1000	33
416MM6	2CMA167984R1000	19	416RL9W	2CMA168477R1000	33
416MM9	2CMA167986R1000	19	416RP6WP	2CMA164589R1000	38
416MP6WP	2CMA162895R1000	29	416RPM11W	2CMA168217R1000	35
416MP6WP	2CMA162895R1000	29	416RPM2W	2CMA168211R1000	35
416MPM11W	2CMA167969R1000	26	416RPM3W	2CMA168212R1000	35
416MPM2W	2CMA167963R1000	26	416RPM4W	2CMA168213R1000	35
416MPM3W	2CMA167964R1000	26	416RPM6W	2CMA168214R1000	35
416MPM4W	2CMA167965R1000	26	416RPM7W	2CMA168215R1000	35
416MPM6W	2CMA167966R1000	26	416RPM9W	2CMA168216R1000	35
416MPM7W	2CMA167967R1000	26	416RPR4W	2CMA168340R1000	37
416MPM9W	2CMA167968R1000	26	416RPR6	2CMA168278R1000	36
416MPR4W	2CMA168074R1000	28	416RPR6W	2CMA168341R1000	37
416MPR6	2CMA167772R1000	27	416RPR9W	2CMA168343R1000	37
416MPR6W	2CMA168075R1000	28	416RS11W	2CMA167169R1000	31
416MPR9W	2CMA168077R1000	28	416RS1W	2CMA167170R1000	31
416MVS11W	2CMA167845R1000	25	416RS2W	2CMA167163R1000	31
416MVS1W	2CMA167846R1000	25	416RS3W	2CMA167164R1000	31
416MVS1WH	2CMA163270R1000	16	416RS4W	2CMA167165R1000	31
416MVS2W	2CMA167839R1000	25	416RS6	2CMA193115R1000	30
416MVS2WH	2CMA163271R1000	16	416RS6W	2CMA167166R1000	31
416MVS3W	2CMA167840R1000	25	416RS7W	2CMA167167R1000	31
416MVS4W	2CMA167841R1000	25	416RS9W	2CMA167168R1000	31
416MVS6	2CMA167663R1000	24	416RU6	2CMA193187R1000	45
416MVS6W	2CMA167842R1000	25	416Schuko	2CMA170195R1000	63
416MVS6WH	2CMA163272R1000	16	416T6	2CMA168124R1000	63
416MVS7W	2CMA167843R1000	25	416T6MIX	2CMA170193R1000	63
416MVS9W	2CMA167844R1000	25	432A6	2CMA168128R1000	66
416MVS9WH	2CMA163273R1000	16	432BAU11W	2CMA166670R1000	53
416-P1	2CMA193510R1000	10	432BAU1W	2CMA166672R1000	53
416P11W	2CMA166500R1000	11	432BAU2W	2CMA166658R1000	53
416P1W	2CMA166502R1000	11	432BAU3W	2CMA166660R1000	53
416P2W	2CMA166488R1000	11	432BAU4W	2CMA166662R1000	53
416P4W	2CMA166492R1000	11	432BAU6W	2CMA166664R1000	53
416-P6	2CMA193511R1000	10	432BAU7W	2CMA166666R1000	53
416P6/216R6	2CMA170191R1000	63	432BAU9W	2CMA166668R1000	53
416P6/416R6	2CMA170192R1000	63	432BS11W	2CMA167128R1000	42
416P6/DUO+C	2CMA170265R1000	63	432BS1W	2CMA167130R1000	42
416P6TRIO	2CMA170185R1000	63	432BS2W	2CMA167116R1000	42
416P6W	2CMA166494R1000	11	432BS3W	2CMA167118R1000	42
416P7W	2CMA166496R1000	11	432BS4W	2CMA167120R1000	42
416P9W	2CMA166498R1000	11	432BS6	2CMA193331R1000	40
416PVF6	2CMA168131R1000	64	432BS6W	2CMA167122R1000	42
416R6	2CMA193163R1000	44	432BS7W	2CMA167124R1000	42
416RAM6	2CMA170021R1000	47	432BS9W	2CMA167126R1000	42
416RAU11W	2CMA167036R1000	49	432BU6	2CMA193451R1000	51
416RAU1W	2CMA167038R1000	49	432C11W	2CMA166624R1000	14
416RAU2W	2CMA167024R1000	49	432C1W	2CMA166626R1000	14
416RAU3W	2CMA167026R1000	49	432C2W	2CMA166612R1000	14
416RAU4W	2CMA167028R1000	49	432C3W	2CMA166614R1000	14
416RAU6	2CMA193235R1000	48	432C4W	2CMA166616R1000	14

Index

Type - Order Code

Type	Order Code	Page	Type	Order Code	Page
432-C6	2CMA193531R1000	13	432RAU6W	2CMA166982R1000	49
432C6W	2CMA166618R1000	14	432RAU7W	2CMA166984R1000	49
432C7W	2CMA166620R1000	14	432RAU9W	2CMA166986R1000	49
432C9W	2CMA166622R1000	14	432RL11W	2CMA168501R1000	33
432FP6	2CMA168542R1000	64	432RL1W	2CMA168502R1000	33
432FV6	2CMA168130R1000	64	432RL2W	2CMA168495R1000	33
432MHS11W	2CMA167868R1000	22	432RL3W	2CMA168496R1000	33
432MHS1W	2CMA167869R1000	22	432RL4W	2CMA168497R1000	33
432MHS2W	2CMA167862R1000	22	432RL6W	2CMA168498R1000	33
432MHS3W	2CMA167863R1000	22	432RL7W	2CMA168499R1000	33
432MHS4W	2CMA167864R1000	22	432RL9W	2CMA168500R1000	33
432MHS6	2CMA167866R1000	21	432RP6WP	2CMA164619R1000	38
432MHS6W	2CMA167865R1000	22	432RPM11W	2CMA168240R1000	35
432MHS7W	2CMA167866R1000	22	432RPM2W	2CMA168234R1000	35
432MHS9W	2CMA167867R1000	22	432RPM3W	2CMA168235R1000	35
432MM1	2CMA168006R1000	19	432RPM4W	2CMA168236R1000	35
432MM6	2CMA168002R1000	19	432RPM6W	2CMA168237R1000	35
432MM7	2CMA168003R1000	19	432RPM7W	2CMA168238R1000	35
432MM9	2CMA168004R1000	19	432RPM9W	2CMA168239R1000	35
432MP6WP	2CMA163193R1000	29	432RPR4W	2CMA168363R1000	37
432MP6WP	2CMA163193R1000	29	432RPR6	2CMA168300R1000	36
432MPM11W	2CMA168028R1000	26	432RPR6W	2CMA168364R1000	37
432MPM2W	2CMA168022R1000	26	432RPR9W	2CMA168366R1000	37
432MPM3W	2CMA168023R1000	26	432RS11W	2CMA167192R1000	31
432MPM4W	2CMA168024R1000	26	432RS1W	2CMA167193R1000	31
432MPM6W	2CMA168025R1000	26	432RS2W	2CMA167186R1000	31
432MPM7W	2CMA168026R1000	26	432RS3W	2CMA167187R1000	31
432MPM9W	2CMA168027R1000	26	432RS4W	2CMA167188R1000	31
432MPR4W	2CMA168097R1000	28	432RS6	2CMA193139R1000	30
432MPR6	2CMA167795R1000	27	432RS6W	2CMA167189R1000	31
432MPR6W	2CMA168098R1000	28	432RS7W	2CMA167190R1000	31
432MPR9W	2CMA168100R1000	28	432RS9W	2CMA167191R1000	31
432MVS11W	2CMA167891R1000	25	432RU6	2CMA193259R1000	45
432MVS1W	2CMA167892R1000	25	463BS11W	2CMA167368R1000	43
432MVS1WH	2CMA163284R1000	16	463BS1W	2CMA167370R1000	43
432MVS2W	2CMA167885R1000	25	463BS4W	2CMA167360R1000	43
432MVS3W	2CMA167886R1000	25	463BS6	2CMA167566R1000	40
432MVS4W	2CMA167887R1000	25	463BS6W	2CMA167362R1000	43
432MVS6	2CMA167709R1000	24	463BS7W	2CMA167364R1000	43
432MVS6W	2CMA167888R1000	25	463BS9W	2CMA167366R1000	43
432MVS6WH	2CMA163285R1000	16	463BU11W	2CMA168118R1000	52
432MVS7W	2CMA167889R1000	25	463BU1W	2CMA168119R1000	52
432MVS7WH	2CMA163286R1000	16	463BU4W	2CMA168114R1000	52
432MVS9W	2CMA167890R1000	25	463BU6	2CMA167234R1000	51
432P11W	2CMA166530R1000	11	463BU6W	2CMA168115R1000	52
432P1W	2CMA166532R1000	11	463BU7W	2CMA168116R1000	52
432P2W	2CMA166518R1000	11	463BU9W	2CMA168117R1000	52
432P3W	2CMA166520R1000	11	463C11W	2CMA166912R1000	15
432P4W	2CMA166522R1000	11	463C1W	2CMA166914R1000	15
432-P6	2CMA193519R1000	10	463C4W	2CMA166904R1000	15
432P6W	2CMA166524R1000	11	463C6	2CMA166862R1000	13
432P7W	2CMA166526R1000	11	463C6W	2CMA166906R1000	15
432P9W	2CMA166528R1000	11	463C7W	2CMA166908R1000	15
432RAM6	2CMA170044R1000	47	463C9W	2CMA166910R1000	15
432RAU11W	2CMA166988R1000	49	463MHS11W	2CMA167908R1000	23
432RAU1W	2CMA166990R1000	49	463MHS1W	2CMA167909R1000	23
432RAU2W	2CMA166976R1000	49	463MHS4W	2CMA167904R1000	23
432RAU3W	2CMA166978R1000	49	463MHS6	2CMA167727R1000	21
432RAU4W	2CMA166980R1000	49	463MHS6W	2CMA167905R1000	23
432RAU6	2CMA193283R1000	48	463MHS7W	2CMA167906R1000	23

Index

Type - Order Code

Type	Order Code	Page	Type	Order Code	Page
463MHS9W	2CMA167907R1000	23	4125MM11	2CMA168055R1000	20
463MM1	2CMA168046R1000	20	4125MM6	2CMA168053R1000	20
463MM6	2CMA168042R1000	20	4125MM7	2CMA168054R1000	20
463MM7	2CMA168043R1000	20	4125MVS11WH	2CMA162795R1000	17
463MM9	2CMA168044R1000	20	4125MVS1WH	2CMA162796R1000	17
463MVS11WH	2CMA162848R1000	17	4125MVS4WH	2CMA162791R1000	17
463MVS1WH	2CMA162849R1000	17	4125MVS6WH	2CMA162792R1000	17
463MVS4WH	2CMA162844R1000	17	4125MVS7WH	2CMA162793R1000	17
463MVS6	2CMA162345R1000	18	4125MVS9WH	2CMA162794R1000	17
463MVS6WH	2CMA162845R1000	17	4125P11W	2CMA166834R1000	12
463MVS7WH	2CMA162846R1000	17	4125P1W	2CMA166836R1000	12
463MVS9WH	2CMA162847R1000	17	4125P4W	2CMA166826R1000	12
463P11W	2CMA166804R1000	12	4125P6W	2CMA166828R1000	12
463P1W	2CMA166806R1000	12	4125P7W	2CMA166830R1000	12
463P4W	2CMA166796R1000	12	4125P9W	2CMA166832R1000	12
463P6	2CMA166764R1000	10	4125RL11W	2CMA168539R1000	34
463P6W	2CMA166798R1000	12	4125RL1W	2CMA168540R1000	34
463P7W	2CMA166800R1000	12	4125RL4W	2CMA168535R1000	34
463P9W	2CMA166802R1000	12	4125RL6W	2CMA168536R1000	34
463RAU11W	2CMA167470R1000	50	4125RL7W	2CMA168537R1000	34
463RAU1W	2CMA167472R1000	50	4125RL9W	2CMA168538R1000	34
463RAU4W	2CMA167462R1000	50	4125RS11W	2CMA167270R1000	32
463RAU6	2CMA167430R1000	48	4125RS1W	2CMA167272R1000	32
463RAU6W	2CMA167464R1000	50	4125RS4W	2CMA167262R1000	32
463RAU7W	2CMA167466R1000	50	4125RS6W	2CMA167264R1000	32
463RAU9W	2CMA167468R1000	50	4125RS7W	2CMA167266R1000	32
463RS11W	2CMA167334R1000	32	4125RS9W	2CMA167268R1000	32
463RS1W	2CMA167336R1000	32	4125RU11W	2CMA167145R1000	46
463RS4W	2CMA167326R1000	32	4125RU1W	2CMA167146R1000	46
463RS6	2CMA167484R1000	30	4125RU4W	2CMA167141R1000	46
463RS6W	2CMA167328R1000	32	4125RU6W	2CMA167142R1000	46
463RS7W	2CMA167330R1000	32	4125RU6W LP	2CMA169213R1000	46
463RS9W	2CMA167332R1000	32	4125RU7W	2CMA167143R1000	46
463RU11W	2CMA167402R1000	46	4125RU9W	2CMA167144R1000	46
463RU1W	2CMA167404R1000	46	BPC16	2CMA170266R1000	66
463RU4W	2CMA167394R1000	46	BPC16US	2CMA170267R1000	66
463RU6	2CMA167532R1000	45	BPC32	2CMA170268R1000	66
463RU6W	2CMA167396R1000	46	Cable attachment	2CMA178336R1000	67
463RU7W	2CMA167398R1000	46	CIGT 216	2CMA179323R1000	73
463RU9W	2CMA167400R1000	46	CIGT 216-10	2CMA179325R1000	73
4125BS11W	2CMA167300R1000	43	CIGT 216-12	2CMA179324R1000	73
4125BS1W	2CMA167302R1000	43	CIGT 316	2CMA179326R1000	73
4125BS4W	2CMA167292R1000	43	CIGT 316-12	2CMA179327R1000	73
4125BS6W	2CMA167294R1000	43	CIGT 316-4	2CMA179335R1000	73
4125BS7W	2CMA167296R1000	43	CLF 16-125	2CMA179237R1000	67
4125BS9W	2CMA167298R1000	43	CPT 216	2CMA179277R1000	71
4125BU11W	2CMA167207R1000	52	CPT 216-10	2CMA179279R1000	71
4125BU1W	2CMA167208R1000	52	CPT 216-12	2CMA179278R1000	71
4125BU4W	2CMA167203R1000	52	CPT 232	2CMA179283R1000	71
4125BU6W	2CMA167204R1000	52	CPT 232-10	2CMA179284R1000	71
4125BU7W	2CMA167205R1000	52	CPT 232-12	2CMA179296R1000	71
4125BU9W	2CMA167206R1000	52	CPT 316	2CMA179280R1000	71
4125C11W	2CMA166942R1000	15	CPT 316-12	2CMA179281R1000	71
4125C1W	2CMA166944R1000	15	CPT 316-4	2CMA179282R1000	71
4125C4W	2CMA166934R1000	15	CPT 332	2CMA179285R1000	71
4125C6W	2CMA166936R1000	15	CPT 332-12	2CMA179286R1000	71
4125C6W LP	2CMA169212R1000	15	CPT 332-4	2CMA179287R1000	71
4125C7W	2CMA166938R1000	15	CST 216	2CMA179288R1000	71
4125C9W	2CMA166940R1000	15	CST 216-10	2CMA179290R1000	71
4125MM1	2CMA168056R1000	20	CST 216-12	2CMA179289R1000	71


Index

Type - Order Code

Type	Order Code	Page	Type	Order Code	Page
CST 232	2CMA179297R1000	71	LID COMPL. 363MM6	2CMA181740R1000	69
CST 232-10	2CMA179295R1000	71	LID COMPL. 416MHS6	2CMA181730R1000	69
CST 232-12	2CMA179306R1000	71	LID COMPL. 416MM6	2CMA181733R1000	69
CST 316	2CMA179291R1000	71	LID COMPL. 432MHS6	2CMA181729R1000	69
CST 316-12	2CMA179292R1000	71	LID COMPL. 432MM6	2CMA181731R1000	69
CST 316-4	2CMA179293R1000	71	LID COMPL. 463MHS6	2CMA181747R1000	69
CST 332	2CMA179307R1000	71	LID COMPL. 463MM6	2CMA181741R1000	69
CST 332-12	2CMA179328R1000	71	M 16/1	2CMA179348R1000	60
CST 332-4	2CMA179329R1000	71	M16/2 JFB	2CMA179349R1000	60
CUE 416-6+R/UJP	2CMA178301R1000	68	M32/1	2CMA179350R1000	60
CUED 216-6	2CMA178698R1000	39	M32/2 JFB	2CMA179351R1000	60
CUED 216-6+RD216	2CMA178695R1000	39	M63/1	2CMA179352R1000	60
CUED 416-6	2CMA178699R1000	39	M63/2 JFB	2CMA179353R1000	60
CUED 416-6+RD	2CMA178696R1000	39	MP16	2CMA168999R1000	55
CUGT 216	2CMA179298R1000	73	MP16/1	2CMA168998R1000	55
CUGT 216-10	2CMA179300R1000	73	MP16/1MS	2CMA168981R1000	55
CUGT 216-12	2CMA179299R1000	73	MP16/3	2CMA168996R1000	55
CUGT 316	2CMA179301R1000	73	MP32	2CMA168994R1000	57
CUGT 316-12	2CMA179302R1000	73	MP32/1	2CMA168993R1000	57
CUGT 316-4	2CMA179303R1000	73	MP32/2	2CMA168992R1000	57
CUIST 216	2CMA179313R1000	72	MP32/2MS	2CMA168983R1000	57
CUIST 216-10	2CMA179315R1000	72	MP32/SW1	2CMA168987R1000	59
CUIST 216-12	2CMA179314R1000	72	MP32/SW2	2CMA168986R1000	59
CUIST 232	2CMA179319R1000	72	MP63	2CMA168990R1000	58
CUIST 232-10	2CMA179320R1000	72	MPR16	2CMA168997R1000	55
CUIST 232-12	2CMA179333R1000	72	MPR16/3	2CMA168995R1000	55
CUIST 316	2CMA179316R1000	72	MPR16/3MS	2CMA168982R1000	55
CUIST 316-12	2CMA179317R1000	72	MPR16MS	2CMA168980R1000	55
CUIST 316-4	2CMA179318R1000	72	MPR32	2CMA168991R1000	57
CUIST 332	2CMA179321R1000	72	MPR32/1MS	2CMA168984R1000	57
CUIST 332-12	2CMA179334R1000	72	MPR63	2CMA168989R1000	58
CUIST 332-4	2CMA179322R1000	72	MPR63/1	2CMA168988R1000	58
CUIT 216	2CMA179309R1000	72	MPR63/1MS	2CMA168985R1000	58
CUIT 216-10	2CMA179311R1000	72	OA1G01 (NC)	2CMA144691R1000	67
CUIT 216-12	2CMA179310R1000	72	OA1G10 (NO)	2CMA144690R1000	67
CUIT 232	2CMA179312R1000	72	SOCKET COMPL. 216MHS6	2CMA181711R1000	69
CUIT 232-10	2CMA179332R1000	72	SOCKET COMPL. 316MHS6	2CMA181712R1000	69
CUIT 232-12	2CMA179331R1000	72	SOCKET COMPL. 316MHS7	2CMA181713R1000	69
CWT-1	2CMA170187R1000	67	SOCKET COMPL. 316MHS9	2CMA181714R1000	69
CWT-2	2CMA144007R1000	67	SOCKET COMPL. 316MM6	2CMA181719R1000	69
DRI 4125-6	2CMA154029R1000	65	SOCKET COMPL. 332MHS6	2CMA181710R1000	69
DRI 432-6	2CMA154098R1000	65	SOCKET COMPL. 332MHS7	2CMA181716R1000	69
DRI 463-6	2CMA154099R1000	65	SOCKET COMPL. 332MHS9	2CMA181717R1000	69
GP 125	2CMA164999R1000	67	SOCKET COMPL. 332MM6	2CMA181720R1000	69
GP 216	2CMA164993R1000	67	SOCKET COMPL. 363MHS6	2CMA181744R1000	69
GP 232/332	2CMA164996R1000	67	SOCKET COMPL. 363MM6	2CMA181742R1000	69
GP 316	2CMA164994R1000	67	SOCKET COMPL. 416MHS6	2CMA181715R1000	69
GP 416	2CMA164995R1000	67	SOCKET COMPL. 416MM6	2CMA181727R1000	69
GP 432	2CMA164997R1000	67	SOCKET COMPL. 432MHS6	2CMA181718R1000	69
GP 63	2CMA164998R1000	67	SOCKET COMPL. 432MM6	2CMA181725R1000	69
LID COMPL. 216MHS6	2CMA181726R1000	69	SOCKET COMPL. 463MHS6	2CMA181745R1000	69
LID COMPL. 316MHS6	2CMA181738R1000	69	SOCKET COMPL. 463MM6	2CMA181743R1000	69
LID COMPL. 316MHS7	2CMA181728R1000	69	Tightening plug	2CMA178320R1000	67
LID COMPL. 316MHS9	2CMA181735R1000	69	UJ 110/2	2CMA178338R1000	68
LID COMPL. 316MM6	2CMA181734R1000	69	UJ 210/2	2CMA178339R1000	68
LID COMPL. 332MHS6	2CMA181739R1000	69	UJ 410	2CMA178341R1000	68
LID COMPL. 332MHS7	2CMA181736R1000	69	UJP	2CMA178342R1000	68
LID COMPL. 332MHS9	2CMA181737R1000	69			
LID COMPL. 332MM6	2CMA181732R1000	69			
LID COMPL. 363MHS6	2CMA181746R1000	69			

Industrial Plugs & Sockets

Application examples



Industrial Plugs & Sockets

Application examples



Industrial Plugs & Sockets

Application examples



Industrial Plugs & Sockets

Application examples



Contact us

ABB AB

Cewe

Box 1005


SE-611 29 Nyköping, Sweden

Phone: +46 155 29 50 00

Fax: +46 155 28 81 10

www.abb.com/lowvoltage

© Copyright 2013 ABB. All rights reserved.
Specification subject to change without notice.



X-ON Electronics

Largest Supplier of Electrical and Electronic Components

Click to view similar products for [abb](#) manufacturer:

Other Similar products are found below :

[TV10-516R](#) [017667013](#) [RF727](#) [2CMA100178R1000](#) [5SDD 92Z0401](#) [ESV14-BS](#) [EZS-21-250](#) [F204AC-40/0.03](#) [F362-25/0.03](#)

[GJL1211201R8000](#) [GJL1211501R8000](#) [GJL1213001R0017](#) [GJL1213001R0101](#) [GJL1311001R0101](#) [GJL1311001R8010](#) [GJL1311201R0001](#)

[GJL1313001R0011](#) [GJL1313001R0101](#) [GJL1317201R0001](#) [A40-30-10-84](#) [AF09-30-01-11](#) [AF460-30-11-68](#) [1455](#) [B14-250](#) [EF45-30](#)

[ERG297](#) [HSC2-20](#) [1SAM201904R1001](#) [1SAM350000R1003](#) [1SAZ721201R1009](#) [1SAZ721201R1014](#) [1SAZ721201R1025](#)

[1SBL157001R1310](#) [1SBL277001R1300](#) [1SBL277001R4100](#) [1SBL367001R1300](#) [1SBL387001R4100](#) [1SBN010110R1001](#)

[1SBN010110R1010](#) [1SBN010140R1022](#) [1SDA057197R1](#) [1SFA611101R1002](#) [1SFA611130R1103](#) [1SFA611131R1101](#) [1SFA611143R1101](#)

[1SFA611202R1108](#) [1SFA611203R1108](#) [1SFA611215R1001](#) [1SFA611216R1108](#) [1SFA611285R1002](#)