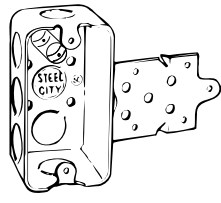


Utility Boxes and Accessories

4" x 2 1/8" Utility Boxes




58351 1/2*



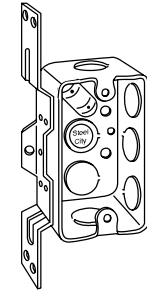
58351 B 1/4
B bracket recessed 1/4"



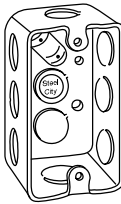
58361 1/2*



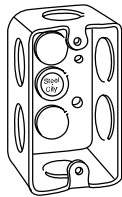
58361 3/4



58361 V 1/2*
CV bracket recessed 1/2"



58371 1/2*



58371 3/4



58371 T 1/2
T bracket recessed 5/8"



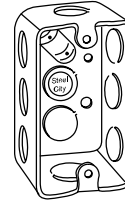
58371V1/2-25*
CV bracket recessed 1/2"

| CAT. NO. | DEPTH (IN.) | CU. IN. CAPACITY | BRKTS. | KNOCKOUTS (IN.) | | | STD CTN. |
|-------------------------|-------------|------------------|--------|------------------|-----------------|----------------|----------|
| | | | | EA. SIDE CONDUIT | EA. END CONDUIT | BOTTOM CONDUIT | |
| With Conduit KOs | | | | | | | |
| 58351 1/2* | 1 1/2 | 10.3 | — | 3-1/2 | 1-1/2 | 2-1/2 | 50 |
| 58351 B 1/4 | 1 1/2 | 10.3 | B | 3-1/2 | 1-1/2 | 2-1/2 | 25 |
| 58361 1/2* | 1 1/8 | 13.0 | — | 3-1/2 | 1-1/2 | 2-1/2 | 50 |
| 58361 3/4 | 1 1/8 | 13.0 | — | 2-3/4 | 1-3/4 | 2-3/4 | 50 |
| 58361 V 1/2* | 1 1/8 | 13.0 | CV | 3-1/2 | 1-1/2 | 2-1/2 | 50 |
| 58371 1/2* | 2 1/8 | 14.5 | — | 3-1/2 | 1-1/2 | 2-1/2 | 50 |
| 58371 3/4 | 2 1/8 | 14.5 | — | 2-3/4 | 1-3/4 | 2-3/4 | 50 |
| 58371 T 1/2* | 2 1/8 | 14.5 | T | 3-1/2 | 1-1/2 | 2-1/2 | 25 |
| 58371V1/2-25* | 2 1/8 | 14.5 | CV | 3-1/2 | 1-1/2 | 2-1/2 | 25 |


* Factory-provided raised ground-screw location.

4 1/8" x 2 1/2" Utility Boxes

68361 1/2



68371 1/2



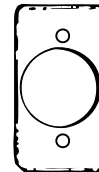
| CAT. NO. | DEPTH (IN.) | CU. IN. CAPACITY | KNOCKOUTS (IN.) | | | STD. CTN. |
|-------------------------|-------------|------------------|------------------|-----------------|----------------|-----------|
| | | | EA. SIDE CONDUIT | EA. END CONDUIT | BOTTOM CONDUIT | |
| With Conduit KOs | | | | | | |
| 68361 1/2* | 1 1/16 | 17.0 | 3-1/2 | 1-1/2 | 2-1/2 | 25 |
| 68371 1/2* | 2 1/16 | 18.8 | 3-1/2 | 1-1/2 | 2-1/2 | 50 |

* Factory-provided raised ground-screw location.

4" x 2 1/8" Utility Box Covers



58 C 1



58 C 4



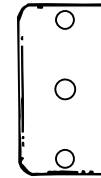
58 C 5



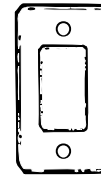
58 C 6



58 C 7



58 C 11



58 C 16



58 C 30

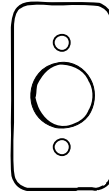
| CAT. NO. | DIA. HOLE (IN.) | DESCRIPTION | STD. CTN. |
|--------------------|-----------------|---|-----------|
| Raised 1/4" | | | |
| 58 C 1 | — | Blank | 100 |
| 58 C 4 | 1 1/32 | For 4-wire twist-lock single flush receptacle | 25 |
| 58 C 5 | 1 1/32 | For single receptacle | 25 |
| 58 C 6 | — | With 1/2" KO | 25 |
| 58 C 7 | — | For duplex flush receptacle | 100 |
| 58 C 11 | — | With 1/32" bushed hole | 25 |
| 58 C 16 | — | For single GFCI receptacle | 25 |
| 58 C 30 | — | For one toggle switch | 100 |

Includes captivated Phillips head screws.

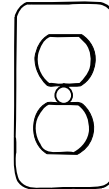
Utility/Handy Boxes and Accessories

4 1/8" x 2 1/2" Utility Box Covers Raised 3/16"

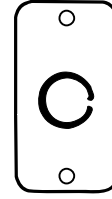
68-C-1



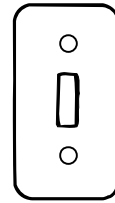
68 C 5



68 C 7



68 C 6



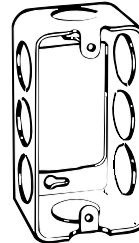
68 C 30

| CAT. NO. | DIA. HOLE (IN.) | DESCRIPTION | STD. CTN. |
|----------|-----------------|-----------------------------|-----------|
| 68 C 1 | — | Blank | 25 |
| 68 C 5 | 1 3/2 | For single receptacle | 25 |
| 68 C 6 | — | With 1/2" KO | 25 |
| 68 C 7 | — | For duplex flush receptacle | 25 |
| 68 C 30 | — | For one toggle switch | 25 |

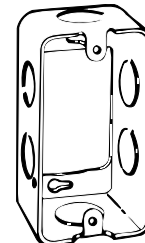
Includes captivated Phillips head screws.

4" x 2 1/8" Utility Box Extension Rings

| CAT. NO. | DEPTH (IN.) | CU. IN. CAPACITY | KNOCKOUTS(IN.) | | STD. CTN. |
|-------------------------|-------------|------------------|------------------|-----------------|-----------|
| | | | EA. SIDE CONDUIT | EA. END CONDUIT | |
| <i>With Conduit KOs</i> | | | | | |
| 59361 1/2 | 1 1/8 | 13.0 | 3-1/2 | 1-1/2 | 50 |
| 59361 3/4 | 1 1/8 | 13.0 | 2-3/4 | 1-3/4 | 25 |

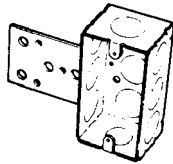


59361 1/2

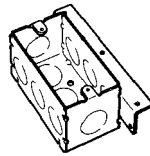


59361 3/4

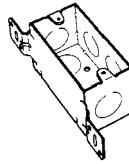
Handy Boxes



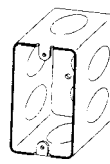
102-W-LB-1/4



103-W-AB



104-W-FB-3/4



106-3/4



106-FB-1/2



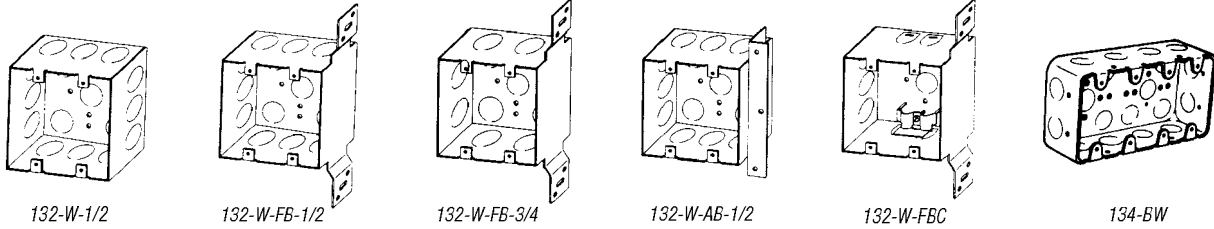
106-FB-3/4

| CAT. NO. | DEPTH (IN.) | CU. IN. CAPACITY | DESCRIPTION | CONSTRUCTION TYPE | STD. CTN. |
|--------------|-------------|------------------|---|-------------------|-----------|
| 102-W-LB-1/4 | 1 1/2 | 10.3 | 1 1/2" deep x 4" long x 2 1/8" wide Three 1/2" KOs in one side, lateral bracket on other side, one 1/2" KO in each end and three 1/2" KOs in bottom. Furnished with four mounting holes in bottom. Bracket offset 1/4" from face* | Welded | 50 |
| 103-W-AB | 1 1/8 | 13.0 | 1 1/8" deep x 4" long x 2 1/8" wide Three 1/2" KOs in one side, angle bracket on other side, one 1/2" KO in each end and three 1/2" KOs in bottom. Bracket offset 3/16" from face* | Welded | 50 |
| 104-W-FB-3/4 | 2 1/8 | 14.5 | 2 1/8" deep x 4" long x 2 1/8" wide Two 3/4" KOs in one side, flat bracket on other side, one 3/4" KO in each end and two 3/4" KOs in bottom. Flat bracket offset 3/16" from face* | Welded | 50 |
| 106-3/4 | 2 3/16 | 18.0 | 2 3/16" deep x 4 1/8" long x 2 3/16" wide Two 3/4" KOs in each side, one 3/4" KO in each end and three 1/2" KOs in bottom. Two mounting holes in bottom | Drawn | 50 |
| 106-FB-1/2 | 2 3/16 | 18.0 | 2 3/16" deep x 4 1/8" long x 2 3/16" wide Three 1/2" KOs in one side, flat bracket on other side, one 1/2" KO in each end and three 1/2" KOs in bottom. Flat bracket offset 3/16" from face | Drawn | 50 |
| 106-FB-3/4 | 2 3/16 | 18.0 | 2 3/16" deep x 4 1/8" long x 2 3/16" wide Two 3/4" KOs in each side, flat bracket on other side, one 3/4" KO in each end and three 1/2" KOs in bottom. Flat bracket offset 3/16" from face | Drawn | 50 |

*Uses Steel City® 100 series covers.

Handy/Gang Boxes and Accessories

Multi-Gang Handy Boxes



| CAT. NO. | DEPTH (IN.) | CU. IN. CAPACITY | DESCRIPTION | STD. CTN. |
|--------------|-------------|------------------|---|-----------|
| 132-W-1/2 | 2 1/8 | 30.3 | A Two-Gang Box, 2 1/8" deep — 4" square Three 1/2" KOs in each of four sides and three 1/2" KOs in a line in bottom with two 3/4" KOs at opposite ends in bottom* | 25 |
| 132-W-FB-1/2 | 2 1/8 | 30.3 | A Two-Gang Box, 2 1/8" deep — 4" square Three 1/2" KOs in each of three sides, flat bracket on fourth side and five 1/2" KOs in bottom. Flat bracket offset 3/16" from face* | 25 |
| 132-W-FB-3/4 | 2 1/8 | 30.3 | A Two-Gang Box, 2 1/8" deep — 4" square Two 3/4" KOs in each of three sides, flat bracket on fourth side and three 1/2" KOs in a line with two 3/4" KOs at opposite ends in bottom. Flat bracket offset 3/16" from face* | 25 |
| 132-W-AB-1/2 | 2 1/8 | 30.3 | A Two-Gang Box, 2 1/8" deep — 4" square Three 1/2" KOs in each of three sides, angle bracket on fourth side and five 1/2" KOs in bottom. Bracket offset 3/16" from face* | 25 |
| 132-W-FBC | 2 1/8 | 30.3 | For Non-Metallic Cable — A Two-Gang Box, 2 1/8" deep — 4" square Two Loom KOs in each of two opposite sides, two 1/2" KOs in side opposite flat bracket and one 1/2" KO in bottom. Two Loom clamps for use on non-metallic sheathed cable with 10/32 deep-slotted screws assembled. Flat bracket offset 3/16" from face* | 25 |
| 134-BW | 2 1/8 | 58.0 | A Four-Gang Box Four 1/2" KOs in each side, two 1/2" KOs in each end and ten 1/2" KOs in bottom. Uses Steel City SB-4 cover | 20 |

*Uses Steel City® SB-2 covers.

Drawn-Style Gang Boxes

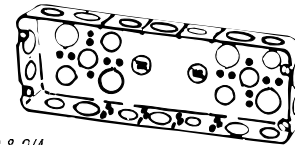
| CAT. NO. | DEPTH (IN.) | CU. IN. CAPACITY | HEIGHT (IN.) | LGTH. (IN.) | KNOCKOUTS (IN.) | | | STD. CTN. |
|-------------------------|-------------|------------------|--------------|-------------|------------------|-----------------|----------------|-----------|
| | | | | | EA. SIDE CONDUIT | EA. END CONDUIT | BOTTOM CONDUIT | |
| With Conduit KOs | | | | | | | | |
| 2G 1/2 3/4 | 1 3/8 | 45.0 | 4 1/2 | 6 13/16 | 2-1/2 2-3/4 | 1-1/2 1-3/4 | 3-1/2 2-3/4 | 5 |
| 3G 1/2 3/4 | 1 3/8 | 58.0 | 4 1/2 | 8 5/8 | 3-1/2 2-3/4 | 1-1/2 1-3/4 | 6-1/2 4-3/4 | 5 |
| 4G 1/2 3/4 | 1 3/8 | 70.0 | 4 1/2 | 10 1/16 | 3-1/2 3-3/4 | 1-1/2 1-3/4 | 6-1/2 4-3/4 | 5 |
| 5G 1/2 3/4 | 1 3/8 | 85.0 | 4 1/2 | 12 1/4 | 4-1/2 3-3/4 | 1-1/2 1-3/4 | 6-1/2 4-3/4 | 1 |
| 6G 1/2 3/4 | 1 3/8 | 95.0 | 4 1/2 | 14 1/16 | 4-1/2 4-3/4 | 1-1/2 1-3/4 | 6-1/2 4-3/4 | 1 |
| H2BD 3/4 1 | 2 1/2 | 71.0 | 4 1/2 | 6 13/16 | 2-3/4 1-1 | 1-3/4 1-1 | 3-1/2 2-3/4 | 10 |
| H3BD 3/4 1 | 2 1/2 | 90.0 | 4 1/2 | 8 5/8 | 4-3/4 1-1 | 1-3/4 1-1 | 6-1/2 4-3/4 | 10 |
| H4BD 3/4 1 | 2 1/2 | 110.0 | 4 1/2 | 10 1/16 | 2-3/4 2-1 | 1-3/4 1-1 | 6-1/2 4-3/4 | 5 |
| H5BD 3/4 1 | 2 1/2 | 132.0 | 4 1/2 | 12 1/4 | 3-3/4 2-1 | 1-3/4 1-1 | 6-1/2 4-3/4 | 5 |
| H6BD 3/4 1 | 2 1/2 | 150.0 | 4 1/2 | 14 1/16 | 3-3/4 3-1 | 1-3/4 1-1 | 6-1/2 4-3/4 | 5 |



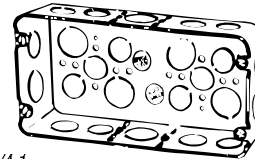
2G 1/2 & 3/4



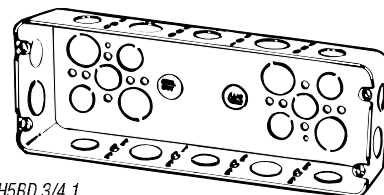
3G 1/2 & 3/4



5G 1/2 & 3/4



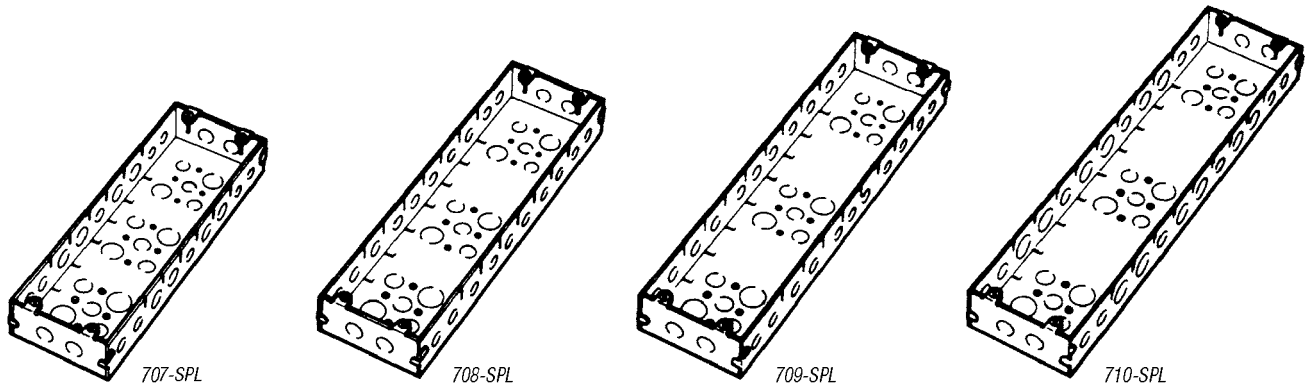
H3BD 3/4 1



H5BD 3/4 1

Gang Boxes and Accessories

Multi-Gang Boxes



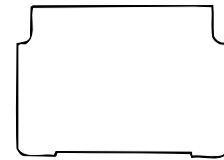
| CAT. NO. | CU. IN. CAPACITY | DESCRIPTION | STD. CTN. |
|----------|------------------|--|-----------|
| 707-SPL | 126.5 | Seven-Gang Box, 1¹³/₁₆" deep x 4⁹/₁₆" long x 15¹⁵/₁₆" wide Five 1/2" KOs and four 3/4" KOs in each side, two 1/2" KOs in each end and nine 1/2" KOs with six 3/4" KOs in bottom. Furnished with four 8/32 screws. For use with either Steel City® 807 and SB-7, 808 and SB-8, or just GB-7 rings and covers | 1 |
| 708-SPL | 141.3 | Eight-Gang Box, 1¹³/₁₆" deep x 4⁹/₁₆" long x 17³/₄" wide Six 1/2" KOs and four 3/4" KOs in each side, two 1/2" KOs in each end and nine 1/2" KOs with six 3/4" KOs in bottom. Furnished with four 8/32 screws. For use with either Steel City® 808 and SB-8, 809 and SB-9, or just GB-8 rings and covers | 1 |
| 709-SPL | 155.8 | Nine-Gang Box, 1¹³/₁₆" deep x 4⁹/₁₆" long x 19⁹/₁₆" wide Six 1/2" and five 3/4" KOs in each side and two 1/2" KOs in each end and nine 1/2" KOs with six 3/4" KOs in bottom. Furnished with four 8/32 screws. For use with either Steel City® 809 and SB-9, 810 and SB-10, or just GB-9 rings and covers | 1 |
| 710-SPL | 170.5 | Ten-Gang Box, 1¹³/₁₆" deep x 4⁹/₁₆" long x 21³/₄" wide Six 1/2" KOs and six 3/4" KOs in each side, two 1/2" KOs in each end and nine 1/2" KOs with six 3/4" KOs in bottom. Furnished with four 8/32 screws. For use with either Steel City® 810 and SB-10, or just GB-10 rings and covers | 1 |

Gang Box Partitions

| CAT. NO. | DESCRIPTION | STD. CTN. |
|----------|---|-----------|
| SGP | Hi/low-voltage partition for 1 ¹ / ₂ "-deep box | 25 |
| DGP | Hi/low-voltage partition for 2 ¹ / ₂ "-deep box | 50 |



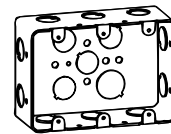
SGP



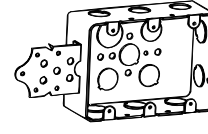
DGP

2-, 3- and 4-Gang Drawn-Style Device Boxes

| CAT. NO. | GANG | DEPTH (IN.) | CU. IN. CAPACITY | BRACKETS | EA. SIDE CONDUIT | EA. END CONDUIT | STD. CTN. |
|---------------|------|---------------------------------|------------------|----------|-------------------|-------------------|-----------|
| 2G4DV 1/2 3/4 | 2 | 2 ¹ / ₂ " | 30.3 | CV | 2-1/2", 1-3/4" | 2-1/2", 1-3/4" | 25 |
| 3G4D 1/2 | 3 | 2 ¹ / ₂ " | 44.3 | — | 3-1/2" | 2-1/2" | 20 |
| 3G4D B 1/2 | 3 | 2 ¹ / ₂ " | 44.3 | B | 3-1/2" | 2-1/2" | 20 |
| 3G4D V 1/2 | 3 | 2 ¹ / ₂ " | 44.3 | CV | 3-1/2" | 2-1/2" | 20 |
| 4G4D 1/2 | 4 | 2 ¹ / ₂ " | 58.0 | — | 4-1/2" | 2-1/2" | 20 |
| 4G4D B 1/2 | 4 | 2 ¹ / ₂ " | 58.0 | B | 4-1/2" | 2-1/2" | 20 |
| 4G4D V 1/2 | 4 | 2 ¹ / ₂ " | 58.0 | CV | 4-1/2" | 2-1/2" | 20 |



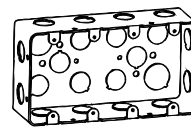
3G4D 1/2



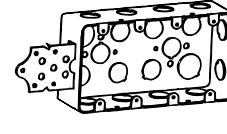
3G4D B 1/2



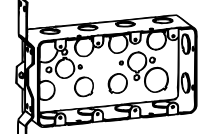
3G4D V 1/2



4G4D 1/2



4G4D B 1/2

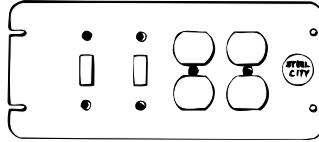


4G4D V 1/2

Gang Boxes and Accessories


Gang Box Covers

When covers are required to accommodate various combinations of devices, use the following catalog numbers plus the suffix "SPECIAL," and then indicate the combinations desired. When necessary, also indicate the sequence of devices.

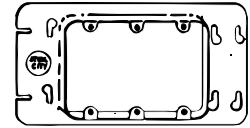


EXAMPLE: 4-GCS Special

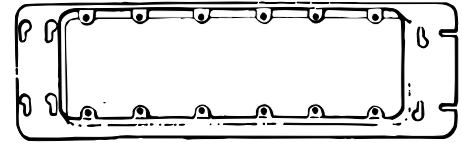
- As illustrated (above), this is a 4-GCS Special for two toggle switches on left side and two duplex receptacles on right side




4-GC




3-GC



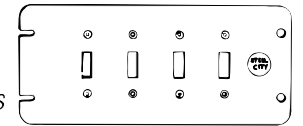
6 GC



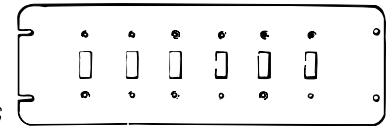
3-GCB



5 GCB



4-GCS

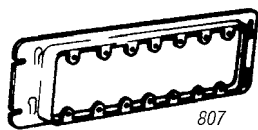


6 GCS

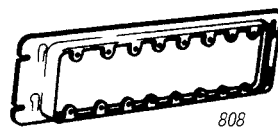
| CAT. NO. | LGTH. (IN.) | CU. IN. CAPACITY | DESCRIPTION | STD. CTN. |
|--|-------------|------------------|---|-----------|
| 4 1/16" Wide—Raised 1/16" for Plaster | | | | |
| 2-GC | 7 | 8.5 | Holes between gangs are spaced on | 5 |
| 3-GC | 8 13/16 | 13.5 | 1/16" centers; tapped holes in ears; | 5 |
| 4-GC | 10 5/16 | 18.3 | spaced on 3/32" centers to accommodate | 5 |
| 5 GC | 12 7/16 | 23.0 | all standard receptacles and switches; | 5 |
| 6 GC | 14 1/4 | 28.3 | furnished with extra plugged screw holes; if these screw holes are used, the cover will fit the next smaller size box | 5 |
| 4 1/16" Wide — Flat, Blank | | | | |
| 2-GCB | 7 | — | — | 25 |
| 3-GCB | 8 13/16 | — | — | 25 |
| 4-GCB | 10 5/16 | — | — | 25 |
| 5 GCB | 12 7/16 | — | — | 25 |
| 6 GCB | 14 1/4 | — | — | 25 |
| 4 1/16" Wide — Flat for Toggle Switches | | | | |
| 2-GCS | 7 | — | For 2 toggle switches | 25 |
| 3-GCS | 8 13/16 | — | For 3 toggle switches | 25 |
| 4-GCS | 10 5/16 | — | For 4 toggle switches | 25 |
| 5 GCS | 12 7/16 | — | For 5 toggle switches | 25 |
| 6 GCS | 14 1/4 | — | For 6 toggle switches | 25 |

4 1/16" wide — special covers — flat to accommodate combinations of devices.

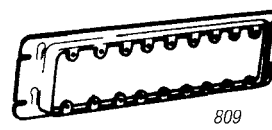
Multi-Gang Rings



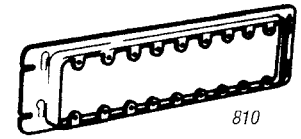
807



808



809



810

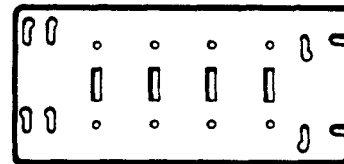
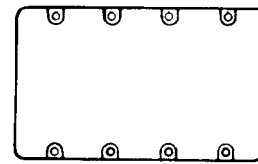
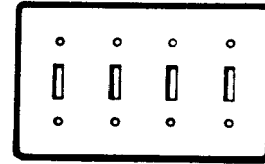
| CAT. NO. | CU. IN. CAPACITY | DESCRIPTION | STD. CTN. |
|----------|------------------|---|-----------|
| 807 | 36.3 | A seven-gang switch ring, 3/4" raised x 4 1/16" long x 15 15/16" wide Fits Steel City® 706 or 707 outlet boxes and uses GB-7 covers | 1 |
| 808 | 41.0 | An eight-gang switch ring, 3/4" raised x 4 1/16" long x 17 1/4" wide Fits Steel City® 707 or 708 outlet boxes and uses GB-8 covers | 1 |
| 809 | 46.5 | A nine-gang switch ring, 3/4" raised x 4 1/16" long x 19 1/16" wide Fits Steel City® 708 or 709 outlet boxes and uses GB-9 covers | 1 |
| 810 | 51.5 | A ten-gang switch ring, 3/4" raised x 4 1/16" long x 21 1/16" wide Fits Steel City® 709 or 710 outlet boxes and uses GB-10 covers | 1 |

Gang Boxes and Accessories

Multi-Gang Covers — SB Series

| CAT. NO. | DESCRIPTION | STD. CTN. |
|----------|---------------|-----------|
| SB-2 | 2-gang cover | 1 |
| SB-3 | 3-gang cover | 1 |
| SB-4 | 4-gang cover | 1 |
| SB-5 | 5-gang cover | 1 |
| SB-6 | 6-gang cover | 1 |
| SB-7 | 7-gang cover | 1 |
| SB-8 | 8-gang cover | 1 |
| SB-9 | 9-gang cover | 1 |
| SB-10 | 10-gang cover | 1 |

Fits Steel City® 132, 133 and 134 series handy boxes (both welded and drawn) and 800 series multi-gang rings.



Typical Mounting Arrangement

Multi-Gang Covers — GB Series

| CAT. NO. | DESCRIPTION | STD. CTN. |
|----------|---------------|-----------|
| GB-2 | 2-gang cover | 1 |
| GB-3 | 3-gang cover | 1 |
| GB-4 | 4-gang cover | 1 |
| GB-5 | 5-gang cover | 1 |
| GB-6 | 6-gang cover | 1 |
| GB-7 | 7-gang cover | 1 |
| GB-8 | 8-gang cover | 1 |
| GB-9 | 9-gang cover | 1 |
| GB-10 | 10-gang cover | 1 |

Fits Steel City® 700 series multi-gang boxes.

How To Order.

1. Indicate style of cover "GB" or "SB"
2. Use symbols for each opening
3. Separate each symbol with a dash (-)
4. Allow 4 to 6 weeks for shipment

| Symbols | Example: |
|---|---|
| DR Duplex Receptacle | |
| TS Toggle Switch | |
| SR Single Receptacle — Opening 1.4" | |
| B Blank | |
| TL Twist Lock (4-Wire) — Opening 1.594" | |
| | <div style="display: flex; justify-content: space-around; align-items: center;"> <div style="text-align: center;">↑ SB-5:DR</div> <div style="text-align: center;">↑ TS</div> <div style="text-align: center;">↑ SR</div> <div style="text-align: center;">↑ B</div> <div style="text-align: center;">↑ TL</div> </div> |

X-ON Electronics

Largest Supplier of Electrical and Electronic Components

Click to view similar products for [Tactile Switches](#) category:

Click to view products by [ABB](#) manufacturer:

Other Similar products are found below :

[KMR633NG LFG](#) [5GTH9202242](#) [6426-201-11343](#) [MJ1226](#) [MJTP1109B](#) [MJTP1138EAUTR](#) [MJTP1230BL](#) [MJTPSHW](#) [GS6.90F300QP](#) [1-1977223-0](#) [1-1977120-4](#) [ADTSA62NV](#) [ADTSA62RV](#) [ADTSA63KV](#) [ADTSA644NV](#) [ADTSM24NVTR](#) [ADTSMW66NV](#) [ADTSMW67RV](#) [ATM533VTR](#) [1571300-3](#) [B3F-3123](#) [B3F-6055A](#) [B3F-B32-01-KIT](#) [1977177-8](#) [1977266-1](#) [2-1977223-4](#) [2-1977223-7](#) [ADTS644KV](#) [ADTSA61RV](#) [ADTSA62KV](#) [ADTSA63NV](#) [ADTSA63RV](#) [ADTSA65NV](#) [ADTSM21NSVTR](#) [ADTSM25RVTR](#) [ADTSM31RVTR](#) [ADTSM32NVTR](#) [ADTSM61YVTR](#) [ADTSM63SVTR](#) [ADTSM644KVTR](#) [ADTSMW64RV](#) [ADTSMW69NV](#) [FSMRA4JHA04](#) [GS4.70F300QP](#) [D38999/20JJ37SA](#) [TL1105B](#) [TL1105J](#) [ATH447K2Q](#) [ATM534VTR](#) [MJ1215](#)