



5SDA 06D5007

Old part no. DA 807-590-50

Avalanche Diode

Properties

- low on-state voltage
- avalanche reverse characteristics
- high operational reliability
- suitable for parallel operation

Key Parameters

V_{RRM}	=	5 000	V
I_{FAVm}	=	690	A
I_{FSM}	=	7 000	A
V_{TO}	=	1.100	V
r_T	=	1.010	mΩ

Types

	V_{RRM}
5SDA 06D5007	5 000 V
Conditions:	$T_j = -40 \div 160 \text{ }^\circ\text{C}$, half sine waveform, $f = 50 \text{ Hz}$

Mechanical Data

F_m	Mounting force	$11 \pm 1 \text{ kN}$
m	Weight	0.23 kg
D_s	Surface creepage distance	30 mm
D_a	Air strike distance	20.5 mm

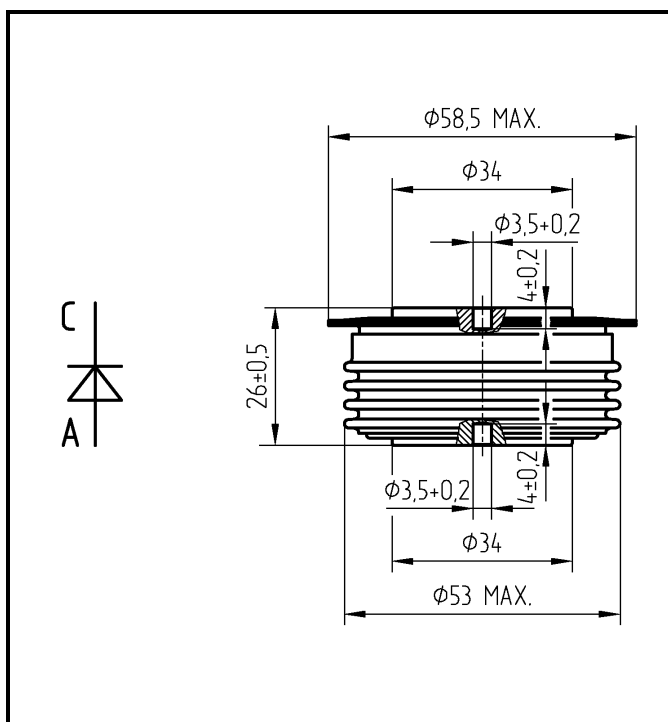


Fig. 1 Case



ABB s.r.o.

Novodvorska 1768/138a, 142 21 Praha 4, Czech Republic

tel.: +420 261 306 250, <http://www.abb.com/semiconductors>

Maximum Ratings		Maximum Limits	Unit	
V_{RRM}	Repetitive peak reverse voltage $T_j = -40 \div 160 \text{ }^\circ\text{C}$	5 000	V	
I_{FAVm}	Average forward current $T_c = 85 \text{ }^\circ\text{C}$	690	A	
I_{FRMS}	RMS forward current $T_c = 85 \text{ }^\circ\text{C}$	1 080	A	
I_{RRM}	Repetitive reverse current $V_R = V_{RRM}, T_j = 160 \text{ }^\circ\text{C},$	50	mA	
I_{FSM}	Non repetitive peak surge current $V_R = 0 \text{ V}, \text{ half sine pulse}$	$t_p = 8.3 \text{ ms}$	7 500	A
		$t_p = 10 \text{ ms}$	7 000	A
I^2t	Limiting load integral $V_R = 0 \text{ V}, \text{ half sine pulse}$	$t_p = 8.3 \text{ ms}$	230 000	A²s
		$t_p = 10 \text{ ms}$	245 000	A²s
P_{RSM}	Maximum avalanche power dissipation <i>rectangular pulse 20 μs</i>	50	kW	
$T_{jmin} - T_{jmax}$	Operating temperature range	-40 \div 160	$^\circ\text{C}$	
T_{STG}	Storage temperature range	-40 \div 160	$^\circ\text{C}$	

Unless otherwise specified $T_j = 160 \text{ }^\circ\text{C}$

Characteristics		Value			Unit
		<i>min</i>	<i>typ</i>	<i>max</i>	
V_{T0}	Threshold voltage			1.100	V
r_T	Forward slope resistance $I_F = 700 \div 2000 \text{ A}$			1.010	mΩ
V_{FM}	Maximum forward voltage $I_{FM} = 1\,800 \text{ A}$			2.860	V
Q_{rr}	Recovered charge $V_R = 100 \text{ V}, I_{FM} = 1\,000 \text{ A}, di_F/dt = -5 \text{ A}/\mu\text{s}$		1 620		μC

Unless otherwise specified $T_j = 160 \text{ }^\circ\text{C}$

Thermal Parameters		Value	Unit
R_{thjc}	Thermal resistance junction to case	<i>double side cooling</i>	40
		<i>anode side cooling</i>	65
		<i>cathode side cooling</i>	104
R_{thch}	Thermal resistance case to heatsink	<i>double side cooling</i>	10
		<i>single side cooling</i>	20

ABB s.r.o., Novodvorska 1768/138a, 142 21 Praha 4, Czech Republic

ABB s.r.o. reserves the right to change the data contained herein at any time without notice

Transient Thermal Impedance

Analytical function for transient thermal impedance

$$Z_{thjc} = \sum_{i=1}^4 R_i (1 - \exp(-t / \tau_i))$$

Conditions:

$F_m = 11 \pm 1$ kN, Double side cooled

i	1	2	3	4
R_i (K/kW)	20.95	10.57	7.15	1.33
τ_i (s)	0.396	0.072	0.009	0.0044

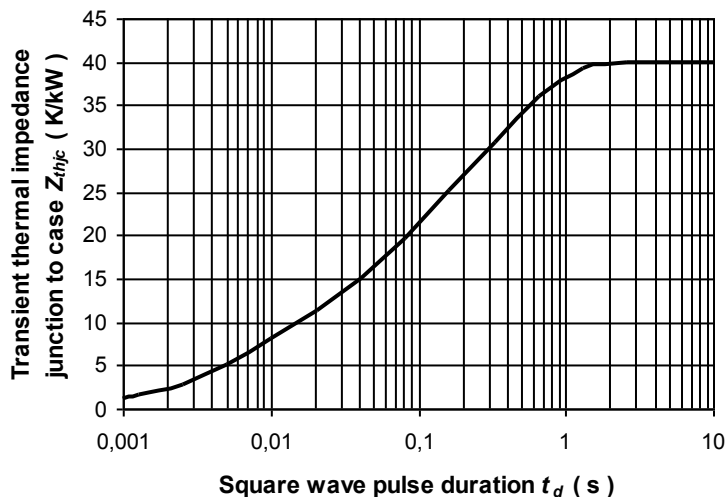


Fig. 2 Transient thermal impedance junction to case

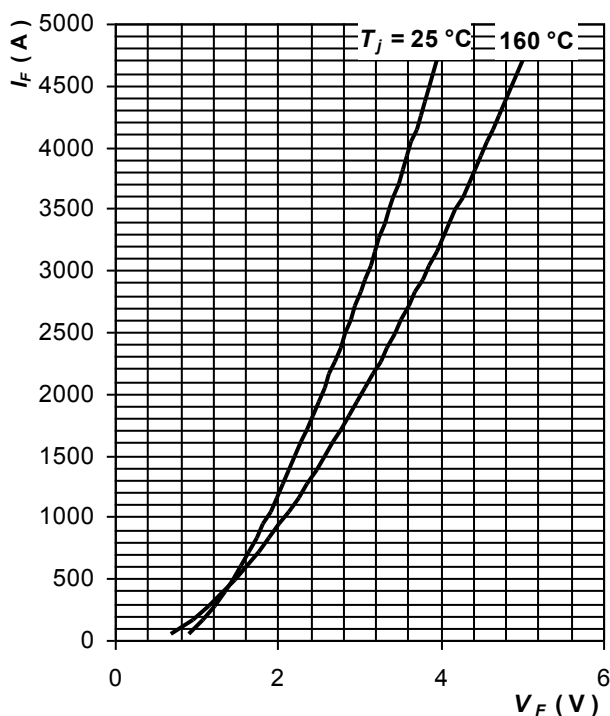


Fig. 3 Maximum forward voltage drop characteristics

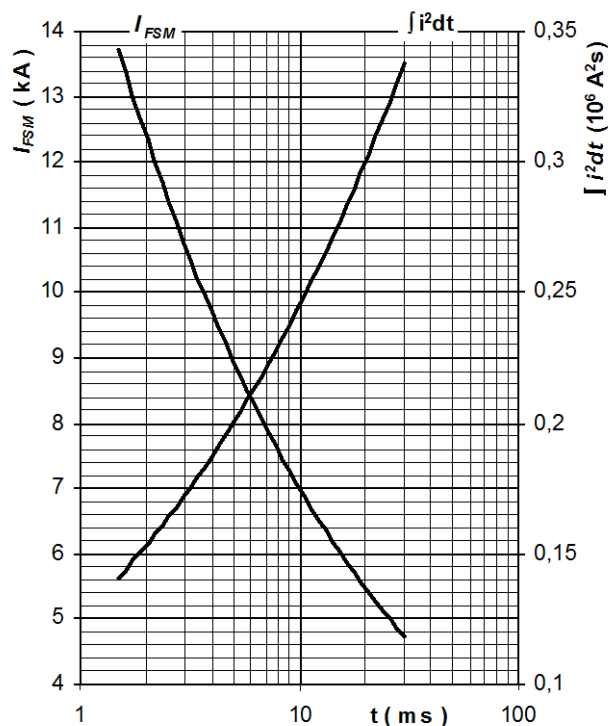


Fig. 4 Surge forward current vs. pulse length, half sine wave, single pulse, $V_R = 0$ V, $T_j = T_{jmax}$

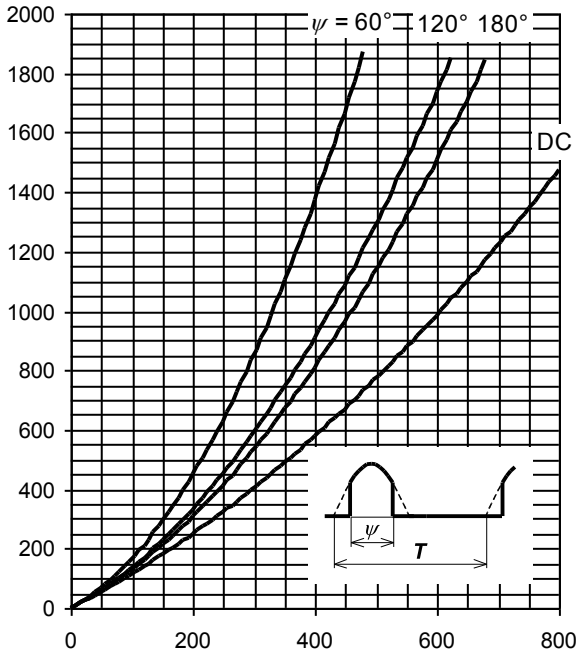


Fig. 5 Forward power loss vs. average forward current, sine waveform, $f = 50 \text{ Hz}$, $T = 1/f$

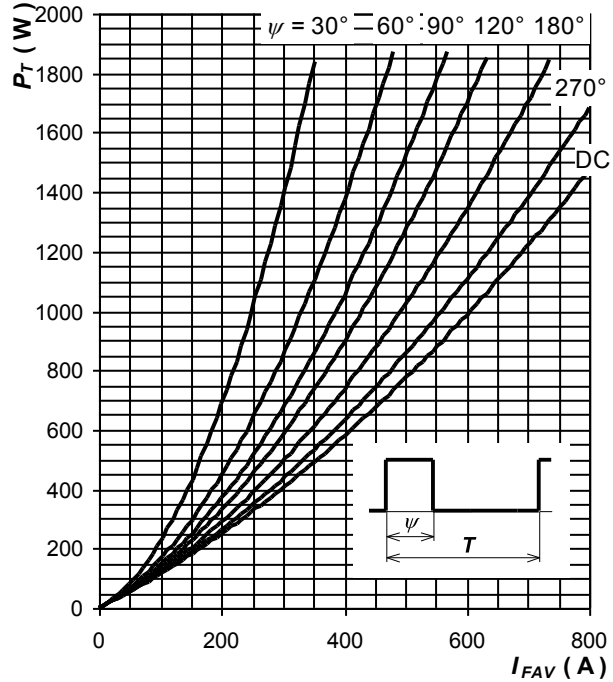


Fig. 6 Forward power loss vs. average forward current, square waveform, $f = 50 \text{ Hz}$, $T = 1/f$

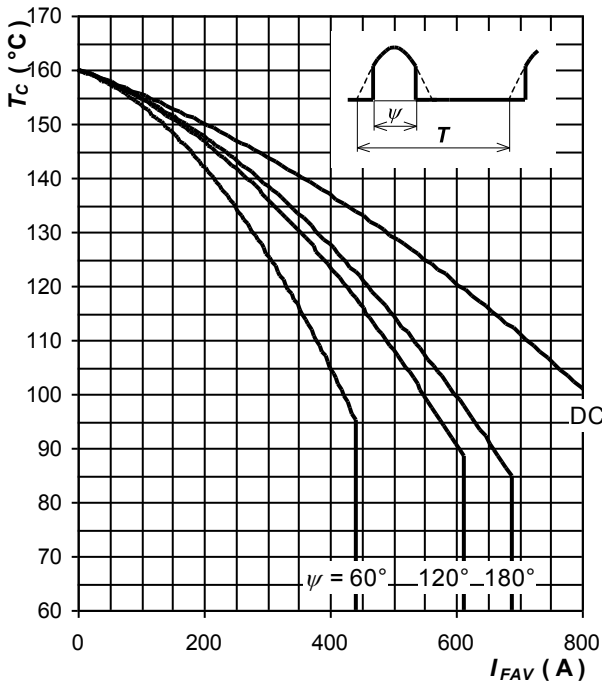


Fig. 7 Max. case temperature vs. aver. forward current, sine waveform, $f = 50 \text{ Hz}$, $T = 1/f$

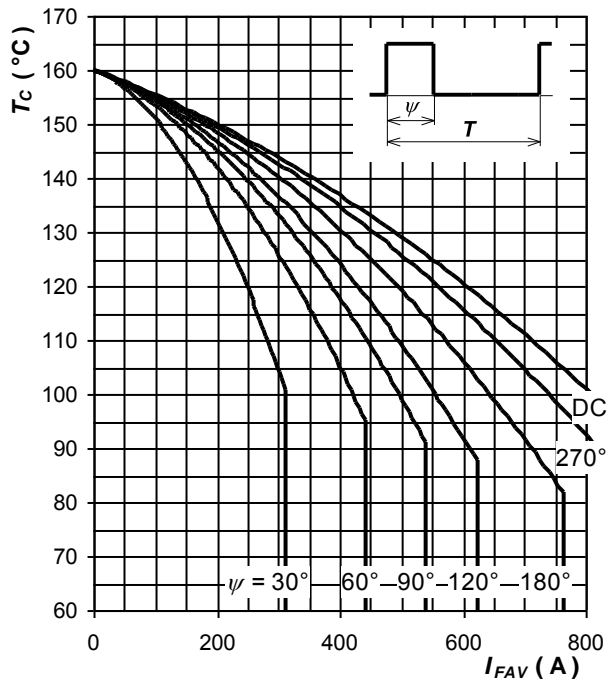


Fig. 8 Max. case temperature vs. aver. forward current, square waveform, $f = 50 \text{ Hz}$, $T = 1/f$

Notes:

X-ON Electronics

Largest Supplier of Electrical and Electronic Components

Click to view similar products for [ABB manufacturer:](#)

Other Similar products are found below :

[RF727](#) [TY27MX](#) [UNDT012A0X3-SRZ](#) [M3534](#) [D36](#) [ESV14-BS](#) [EZS-21-250](#) [F362-25/0.03](#) [A40-30-10-84](#) [AF460-30-11-68](#) [1455](#) [B86](#)
[ERG297](#) [N22E-84](#) [HSC2-20](#) [1SAM201904R1001](#) [1SAM350000R1003](#) [1SAZ721201R1008](#) [1SDA057197R1](#) [1SFA611103R1105](#)
[1SFA611124R1001](#) [1SFA611130R1101](#) [1SFA611143R1101](#) [1SFA611143R1103](#) [1SFA611202R1001](#) [1SFA611202R1007](#)
[1SFA611204R1007](#) [1SFA611211R1001](#) [1SFA611212R1103](#) [1SFA611215R1001](#) [1SFA611216R1104](#) [1SFA611285R1002](#)
[1SFA611514R1001](#) [1SFA611521R1001](#) [1SFA619100R3015](#) [1SL0826A00](#) [IPC4111](#) [OS30FACC12](#) [OS60GJ03](#) [OVR1N160277PS](#) [KT3LD](#)
[254](#) [S201-B16](#) [S202-B40](#) [2CCA703254R0001](#) [EZ-CHARGER](#) [EZL-21-V1](#) [AF145-30-11-69](#) [AF16-30-10-14](#) [AF63-30-11-70](#)