

$V_{RRM}$	=	<b>5500 V</b>
$I_{FAVM}$	=	<b>380 A</b>
$I_{FSM}$	=	<b>10 kA</b>
$V_{F0}$	=	<b>2.7 V</b>
$r_F$	=	<b>2.8 mΩ</b>
$V_{DClink}$	=	<b>3300 V</b>

## Fast Recovery Diode

# 5SDF 04F6004

Doc. No. 5SYA1150-02 Sep. 01

- Patented free-floating technology
- Industry standard housing
- Cosmic radiation withstand rating
- Low on-state and switching losses
- Optimized to use in snubberless operation

### Blocking

$V_{RRM}$	Repetitive peak reverse voltage	5500 V	Half sine wave, $t_p = 10$ ms, $f = 50$ Hz	
$I_{RRM}$	Repetitive peak reverse current	$\leq 20$ mA	$V_R = V_{RRM}$ , $T_J = 115^\circ\text{C}$	
$V_{DClink}$	Permanent DC voltage for 100 FIT failure rate	3300 V	100% Duty	Ambient cosmic radiation at sea level in open air.
$V_{DClink}$	Permanent DC voltage for 100 FIT failure rate	3900 V	5% Duty	

### Mechanical data

$F_m$	Mounting force	min.	18 kN	
		max.	22 kN	
a	Acceleration: Device unclamped Device clamped		50 m/s <sup>2</sup>	
			200 m/s <sup>2</sup>	
m	Weight		0.46 kg	
$D_s$	Surface creepage distance	$\geq$	33 mm	
$D_a$	Air strike distance	$\geq$	20 mm	

ABB Semiconductors AG reserves the right to change specifications without notice.



**On-state** (see Fig. 1, 2)

$I_{FAVM}$	Max. average on-state current	380 A	Half sine wave, $T_c = 70^\circ\text{C}$	
$I_{FRMS}$	Max. RMS on-state current	600 A		
$I_{FSM}$	Max. peak non-repetitive surge current	10 kA	$t_p = 10\text{ ms}$	Before surge: $T_c = T_j = 115^\circ\text{C}$
		22 kA	$t_p = 1\text{ ms}$	
$\int I^2 dt$	Max. surge current integral	$0.5 \cdot 10^6\text{ A}^2\text{s}$	$t_p = 10\text{ ms}$	After surge: $V_R \approx 0\text{ V}$
		$0.24 \cdot 10^6\text{ A}^2\text{s}$	$t_p = 1\text{ ms}$	
$V_F$	Forward voltage drop	$\leq 5.2\text{ V}$	$I_F = 900\text{ A}$	$T_j = 115^\circ\text{C}$
$V_{F0}$	Threshold voltage	2.7 V	Approximation for	
$r_F$	Slope resistance	2.8 m $\Omega$	$I_F = 200 \dots 2000\text{ A}$	

**Turn-on** (see Fig. 3, 4)

$V_{fr}$	Peak forward recovery voltage	$\leq 370\text{ V}$	$di/dt = 1000\text{ A}/\mu\text{s}$ , $T_j = 115^\circ\text{C}$
----------	-------------------------------	---------------------	---

**Turn-off**

$di/dt_{crit}$	Max. decay rate of on-state current	$\leq 340\text{ A}/\mu\text{s}$	$I_F = 900\text{ A}$ , $V_{Dclink} = 3300\text{ V}$	$T_j = 115^\circ\text{C}$
$I_{rr}$	Reverse recovery current	$\leq 600\text{ A}$		
$Q_{rr}$	Reverse recovery charge	$\leq \mu\text{C}$		
$E_{rr}$	Turn-off energy	$\leq 3.5\text{ J}$		

**Thermal**

$T_j$	Operating junction temperature range	-40...115 $^\circ\text{C}$		
$T_{stg}$	Storage temperature range	-40...125 $^\circ\text{C}$		
$R_{thJC}$	Thermal resistance junction to case	$\leq 44\text{ K/kW}$	Anode side cooled	$F_m = 18 \dots 22\text{ kN}$
		$\leq 44\text{ K/kW}$	Cathode side cooled	
		$\leq 22\text{ K/kW}$	Double side cooled	
$R_{thCH}$	Thermal resistance case to heatsink	$\leq 10\text{ K/kW}$	Single side cooled	
		$\leq 5\text{ K/kW}$	Double side cooled	

Analytical function for transient thermal impedance.

$$Z_{thJC}(t) = \sum_{i=1}^n R_i (1 - e^{-t/\tau_i})$$

i	1	2	3	4
$R_i(\text{K/kW})$	9.74	3.12	1.18	0.52
$\tau_i(\text{s})$	0.387	0.0457	0.006	0.0018
$F_m = 18 \dots 22\text{ kN}$ Double side cooled				

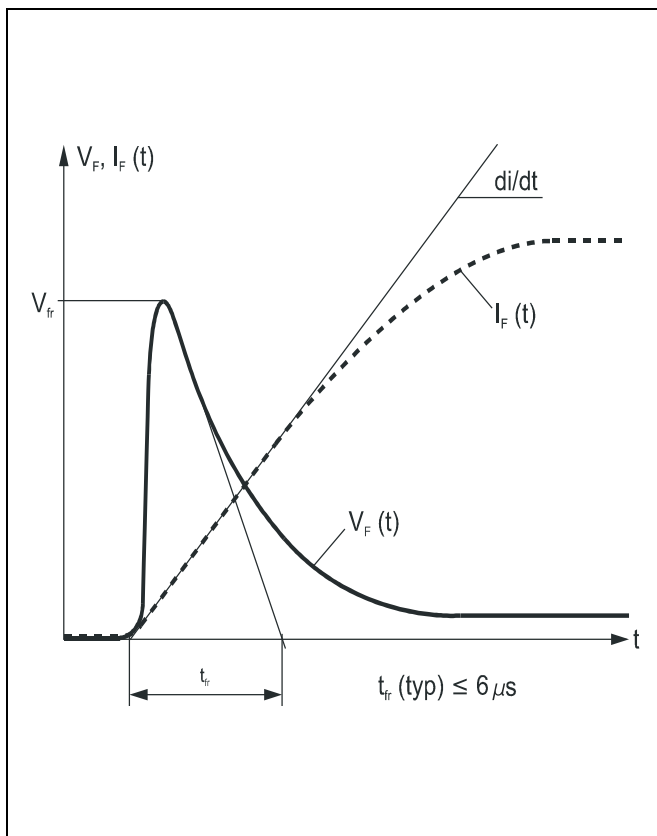


Fig. 1 Typical forward voltage waveform when the diode is turned on with high di/dt.

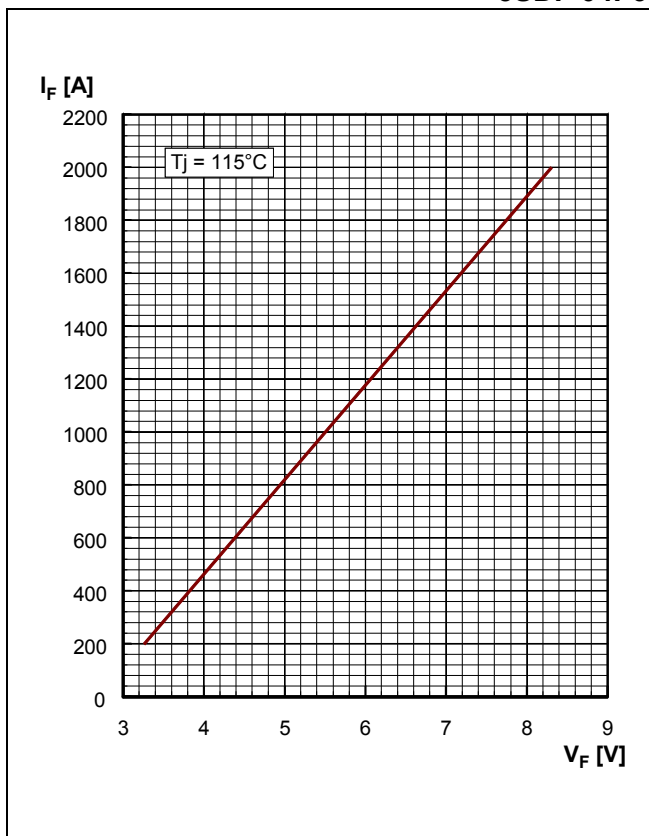


Fig. 2 Forward current vs. forward voltage.

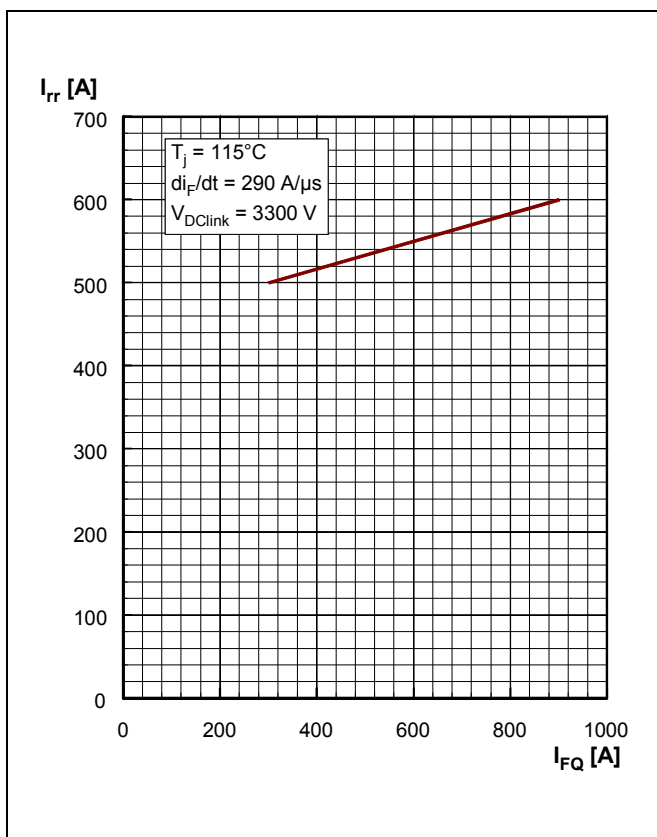


Fig. 3 Diode reverse recovery current vs. turn-off current.

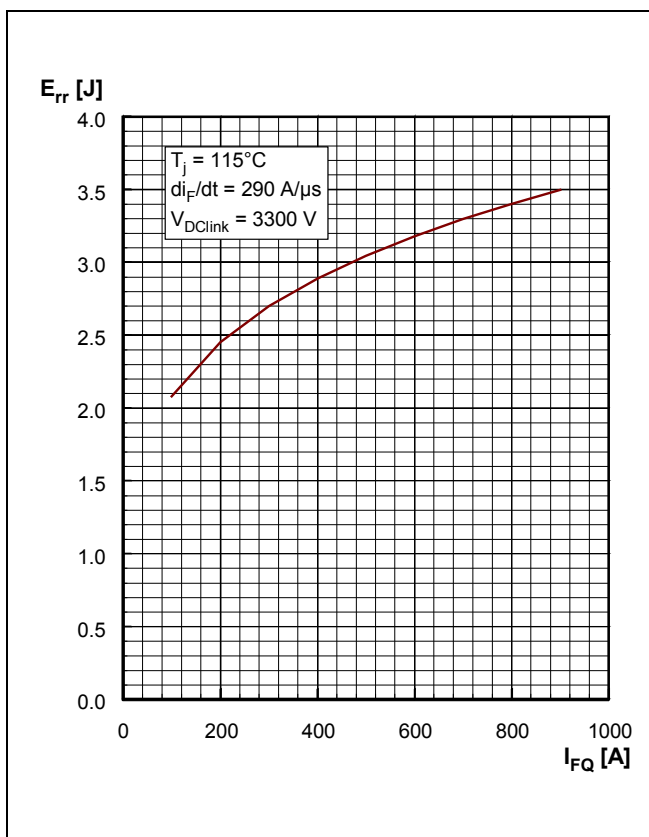


Fig. 4 Diode turn-off energy per pulse vs. turn-off current.

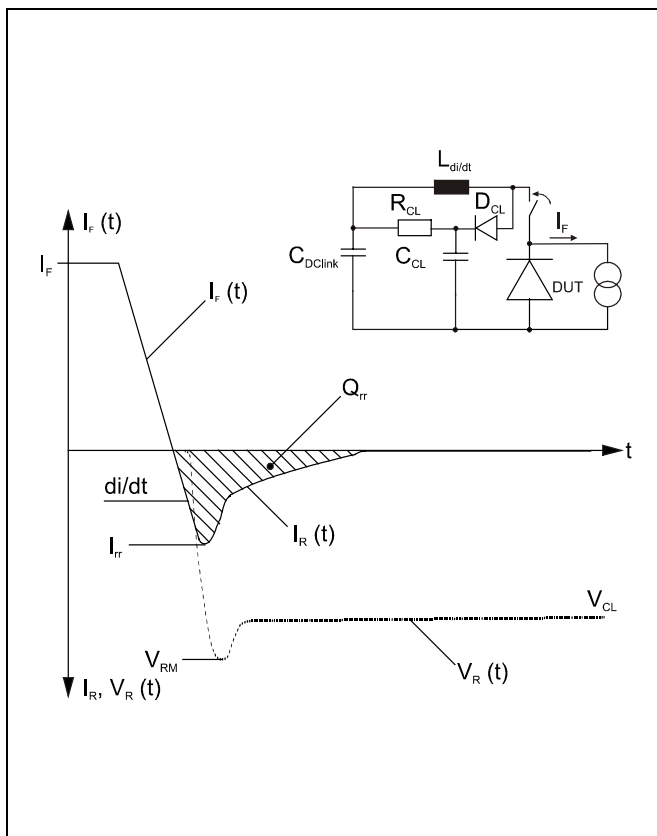


Fig. 5 Typical current and voltage waveforms at turn-off in a circuit with voltage clamp.

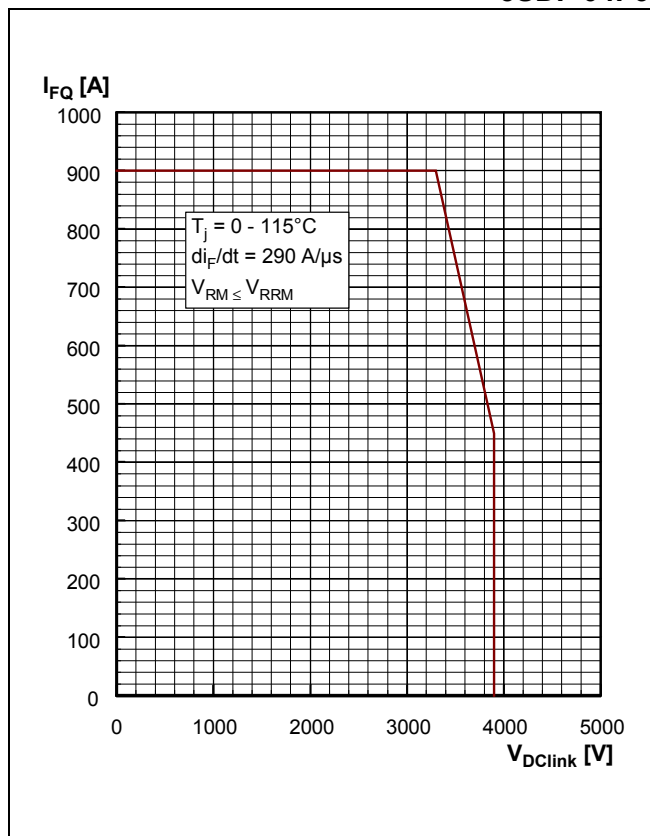
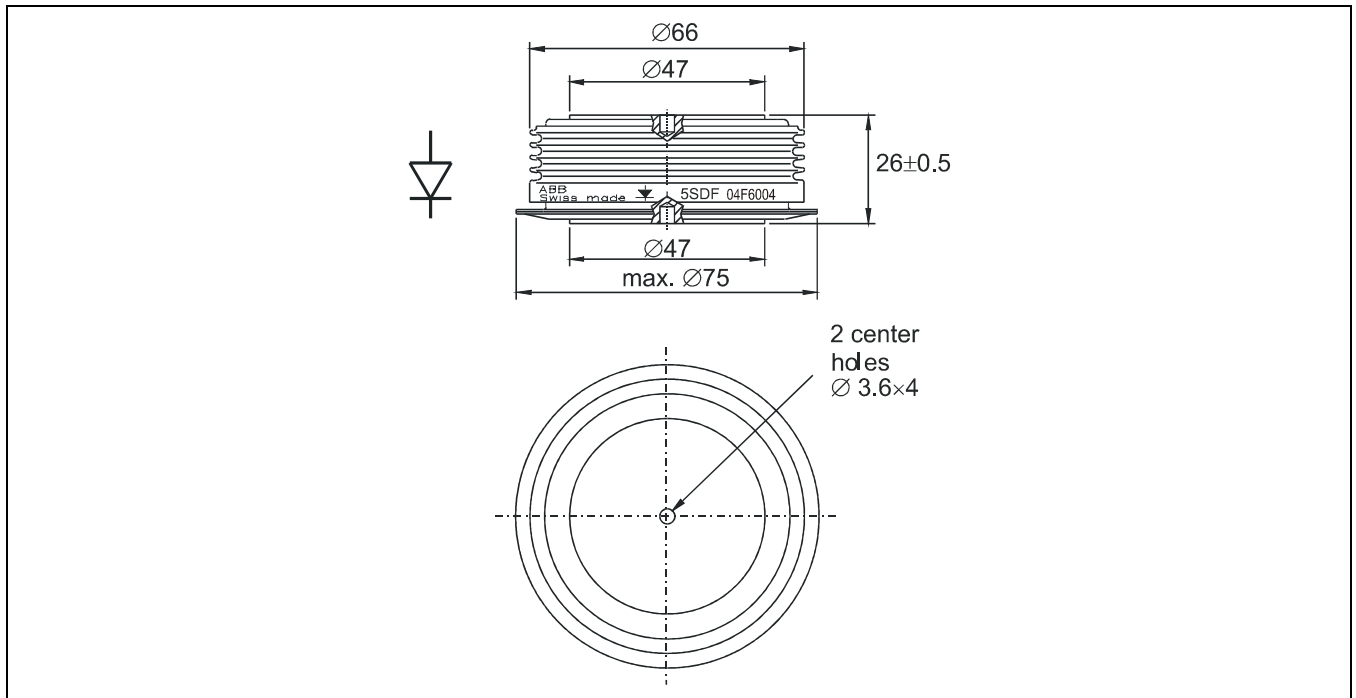


Fig. 6 Max. repetitive diode forward current.



**Fig. 7 Outline drawing. All dimensions are in millimeters and represent nominal values unless stated otherwise.**

ABB Semiconductors AG reserves the right to change specifications without notice.

# ABB

**ABB Semiconductors AG**  
 Fabrikstrasse 3  
 CH-5600 Lenzburg, Switzerland

Doc. No. 5SYA1150-02 Sep. 01

Telephone +41 (0)62 888 6419  
 Fax +41 (0)62 888 6306  
 Email [abbsem@ch.abb.com](mailto:abbsem@ch.abb.com)  
 Internet [www.abbsem.com](http://www.abbsem.com)

## X-ON Electronics

Largest Supplier of Electrical and Electronic Components

*Click to view similar products for [Rectifiers](#) category:*

*Click to view products by [ABB](#) manufacturer:*

Other Similar products are found below :

[70HFR40](#) [RL252-TP](#) [1N5397](#) [NTE5841](#) [NTE6038](#) [SCF5000](#) [1N4002G](#) [1N4005-TR](#) [JANS1N6640US](#) [481235F](#) [RRE02VS6SGTR](#) [067907F](#)  
[MS306](#) [70HF40](#) [US2JFL-TP](#) [A1N5404G-G](#) [CRS04\(T5L,TEMQ\)](#) [ACGRA4007-HF](#) [ACGRB207-HF](#) [CLH03\(TE16L,Q\)](#) [ACGRC307-HF](#)  
[ACEFC304-HF](#) [NTE6356](#) [NTE6359](#) [NTE6002](#) [NTE6023](#) [NTE6039](#) [NTE6077](#) [85HFR60](#) [40HFR60](#) [1N1186RA](#) [70HF120](#) [85HFR80](#)  
[D126A45C](#) [SCF7500](#) [D251N08B](#) [SCHJ22.5K](#) [SM100](#) [SCPA2](#) [SDHD5K](#) [VS-12FL100S10](#) [ACGRA4001-HF](#) [D1821SH45T PR](#) [D1251S45T](#)  
[NTE5990](#) [NTE6358](#) [NTE6162](#) [NTE5850](#) [SKN20/08](#) [SKN300/16](#)