


Short form catalogue

Connection devices



Terminal blocks

Screw clamp technology	4
Feed-through and ground terminal blocks	4
Multi-deck terminal blocks	6
Disconnect terminal blocks	7
Fuse holder terminal blocks	8
Multi-clamp feed-through and ground terminal blocks	10
Multi-clamp disconnect terminal blocks	10
Three level sensor terminal blocks	10
Functional terminal blocks	11
Disconnect terminal blocks, with plug	11
Thermocouple terminal blocks	11
Safety connection terminal blocks	12
Test disconnect terminal blocks	13
ESSAILEC® test blocks	14
Distribution blocks	16
Distribution terminal block assemblies (interconnected blocks)	16
Single pole distribution blocks	17
Three and four pole distribution blocks	17
PI-Spring screwless technology	18
Feed-through and ground terminal blocks	18
Double-deck terminal blocks	19
Disconnect terminal blocks with orange blade	19
Disconnect terminal blocks with plug	19
Component plugs for ZP2.5-SP	19
Spring clamp technology	20
Feed-through and ground terminal blocks	20
Double deck terminal blocks	23
Three level terminal blocks	23
Disconnect terminal blocks	23
Fuse holder terminal blocks	23
Three level sensor terminal blocks	24
Angled terminal blocks	24
ADO System® technology	25
Feed-through and ground terminal blocks ADO - Screw clamp	25
Double deck terminal blocks ADO - Screw clamp	26
Disconnect terminal blocks ADO - Screw clamp	26
Fuse holder terminal blocks ADO - Screw clamp	27
Feed-through and ground terminal blocks ADO - ADO	28
Double deck terminal blocks ADO - ADO	29
Disconnect terminal blocks ADO - ADO	29
Fuse holder terminal blocks ADO - ADO	30
Tools	30
Power	31
Power terminal blocks - Stud - stud	31
Power terminal blocks - Stud - screw clamp	31
Pluggable	32
PI-Spring screwless pluggable feed-through terminal blocks	32
Screw clamp pluggable feed-through terminal blocks	33
ADO System® pluggable feed-through terminal blocks	34
Interfast	35
Interfast series	38
Miniblocks	40
Screw clamp and spring clamp miniblocks	40
ADO-ADO miniblocks	41
ADO System® - Screw clamp miniblocks	42
Accessories	43
Marking solutions	46
Standard pre-printed marker cards	46
Blank marker selection guide	48
HTP500 thermal transfer printer	50
AMS 500 marking table	51
Additional technical data	52

ABB terminal blocks

As recognised specialist in terminal blocks with over 50 years of experience, ABB offers one of the widest ranges of connections on the market including screw, spring, IDC, pluggable and power connection technologies and more than 6,000 products.

Our terminal blocks are designed and produced according to the highest ABB quality standards and are used worldwide within all major industries including automation, energy, food processing, transportation and petrochemicals.

Environmental status:

Please do not hesitate to request a copy of our "Environmental Declaration", which is available for all our products.

This Declaration presents the environmental impact calculated from the design phase up to recycling options.




ABB connections

Rely on our expertise



Our screw clamp technology benefits from 50 years of experience. Billions of ABB screw clamps have been manufactured and are now installed all over the world.

Our screw clamp solutions can fit all connecting applications with rigid or flexible wires, from 0.22 mm² up to 240 mm².



ABB has been manufacturing spring clamps for more than 10 years and owns several patents. Our clamp designs benefit from our strong expertise in 3D finite element simulations as well as in-situ testing capabilities.

Our spring clamp solutions can fit all connecting applications with rigid or flexible wires, from 0.12 mm² up to 35 mm² and feature an anti-corrosion clamp made of stainless steel.

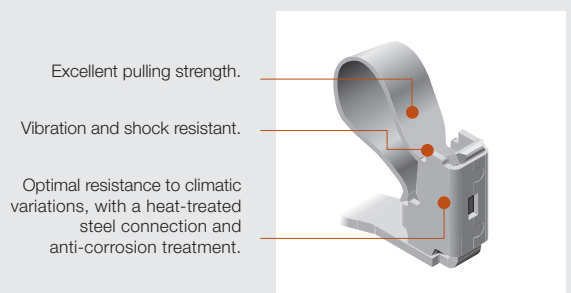
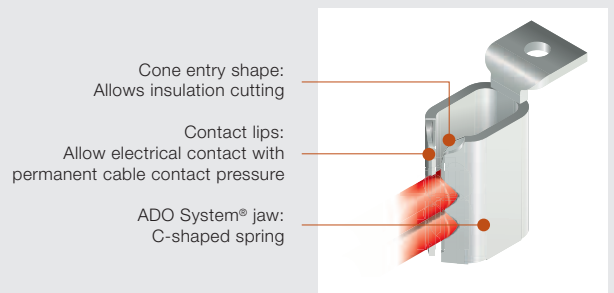
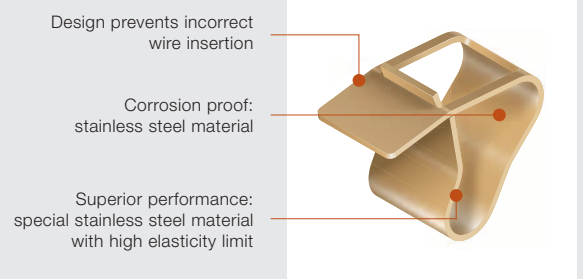
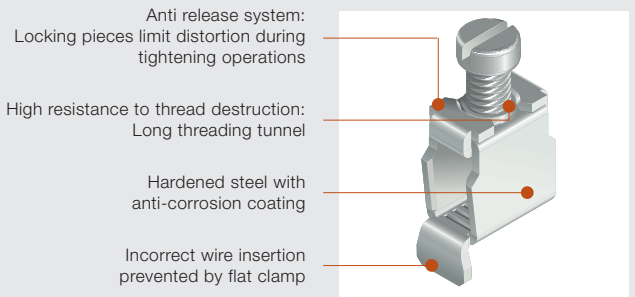


Our ADO System[®] is based on Insulation Displacement Connection (IDC) technology. IDC technology can be found in various applications outside the electrical world. (RJ45 connectors used in Telecoms for instance).

Our ADO System[®] features one single piece which, when associated with its dedicated tool, combines wire preparation with wire connection.

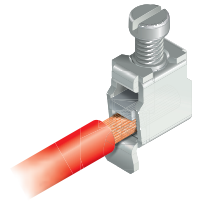


Embrace our new PI-Spring screwless technology featuring direct insertion as well as ergonomics of a spring connection. This technology permits direct insertion of solid or flexible cable without screwdriver or insertion of flexible conductors without ferrules in association with a screwdriver. The clamp is made of anti-corrosion stainless steel material.



Terminal blocks

Screw clamp technology



- Smart design, RoHS
- Rated cross section up to 240 mm²
- Operating temperature -55...+110 °C.

Type	Function	Cross section IEC UL/CSA	Spacing	Rated current	Terminal blocks			End sections		Jumper bars		Marking
					Color	Order code	Order code	Nb of poles	Order code			
Feed-through and ground terminal blocks												
ZS4...		4 mm ² 12 AWG	5.2 mm <i>0.205 in</i>	32 A 20 A	Grey	1SNK505010R0000	1SNK505910R0000		2	1SNK905302R0000	MC512 MC512PA	
		2.5 mm ² 14 AWG			Blue	1SNK505020R0000			3	1SNK905303R0000		
		4 mm ² 12 AWG			Orange	1SNK505030R0000			4	1SNK905304R0000		
					Yellow	1SNK505060R0000			5	1SNK905305R0000		
									10	1SNK905310R0000		
			50	1SNK905350R0000								
ZS4-PE		4 mm ² 12 AWG	5.2 mm <i>0.205 in</i>	480 A/1s 396 A/1s	Green-Yellow	1SNK505150R0000	1SNK505910R0000		2	1SNK906302R0000	MC512 MC512PA	
		2.5 mm ² 14 AWG							3	1SNK906303R0000		
		4 mm ² 12 AWG							4	1SNK906304R0000		
ZS6...		6 mm ² 10 AWG	6 mm <i>0.236 in</i>	41 A 30 A	Grey	1SNK506010R0000	1SNK505910R0000		2	1SNK906302R0000	MC612 MC612PA	
		4 mm ² 12 AWG *			Blue	1SNK506020R0000			3	1SNK906303R0000		
		6 mm ² 10 AWG			Orange	1SNK506030R0000			4	1SNK906304R0000		
					Yellow	1SNK506060R0000			5	1SNK906305R0000		
									10	1SNK906310R0000		
			50	1SNK906350R0000								
ZS6-PE		6 mm ² 10 AWG	6 mm <i>0.236 in</i>	720 A/1s 636 A/1s	Green-Yellow	1SNK506150R0000	1SNK505910R0000		2	1SNK908302R0000	MC812 MC812PA	
		4 mm ² 12 AWG *							3	1SNK908303R0000		
		6 mm ² 10 AWG							4	1SNK908304R0000		
ZS10...		10 mm ² 6 AWG	8 mm <i>0.315 in</i>	57 A 42 A	Grey	1SNK508010R0000	1SNK505910R0000		2	1SNK908302R0000	MC812 MC812PA	
		6 mm ² 8 AWG *			Blue	1SNK508020R0000			3	1SNK908303R0000		
		10 mm ² 6 AWG			Orange	1SNK508030R0000			4	1SNK908304R0000		
					Yellow	1SNK508060R0000			5	1SNK908305R0000		
									10	1SNK908310R0000		
ZS10-PE		10 mm ² 6 AWG	8 mm <i>0.315 in</i>	1200 A/1s 1596 A/1s	Green-Yellow	1SNK508150R0000	1SNK505910R0000		2	1SNK910302R0000	MC812 MC812PA	
		6 mm ² 8 AWG *							3	1SNK910303R0000		
		10 mm ² 6 AWG							4	1SNK910304R0000		
ZS16...		16 mm ² 4 AWG	10 mm <i>0.394 in</i>	76 A 67 A	Grey	1SNK510010R0000	1SNK505910R0000		2	1SNK910302R0000	MC812 MC812PA	
		10 mm ² 8 AWG *			Blue	1SNK510020R0000			3	1SNK910303R0000		
		16 mm ² 4 AWG			Orange	1SNK510030R0000			4	1SNK910304R0000		
									5	1SNK910305R0000		
									10	1SNK910310R0000		
ZS16-PE		16 mm ² 4 AWG	10 mm <i>0.394 in</i>	1920 A/1s 2544 A/1s	Green-Yellow	1SNK510150R0000	1SNK505910R0000		2	1SNK910302R0000	MC812 MC812PA	
		10 mm ² 8 AWG *							3	1SNK910303R0000		
		16 mm ² 4 AWG							4	1SNK910304R0000		


* Manufacturer value

All technical data for UL/CSA standards and dimensions in inches are shown in *italics*.

Flexible (IEC) stranded (UL/CSA) conductor - Flexible with insulated ferrule - Rigid conductor

Terminal blocks

Screw clamp technology



- Smart design, RoHS
- Rated cross section up to 240 mm²
- Operating temperature -55...+110 °C.

Type	Function	Cross section IEC UL/CSA	Spacing	Rated current	Color	Order code	Terminal blocks		End sections		Jumper bars		Marking
							Order code	Order code	Nb of poles	Order code			
Feed-through and ground terminal blocks (continued)													
ZS35...		35 mm ² 0 AWG	16 mm <i>0.630 in</i>	125 A 150 A	Grey Blue Orange	1SNK516010R0000 1SNK516020R0000 1SNK516030R0000	Closed block			2 3 4 5 10	1SNK916302R0000 1SNK916303R0000 1SNK916304R0000 1SNK916305R0000 1SNK916310R0000	MC812 MC812PA	
		35 mm ² 2 AWG *											
		35 mm ² 0 AWG											
		35 mm ² 2 AWG											
ZS35-PE		35 mm ² 2 AWG	16 mm <i>0.630 in</i>	4200 A/1s 4032 A/1s	Green- Yellow	1SNK516150R0000	Closed block			2 3 4 5 10	1SNK916302R0000 1SNK916303R0000 1SNK916304R0000 1SNK916305R0000 1SNK916310R0000	MC812 MC812PA	
		35 mm ² 2 AWG *											
		35 mm ² 2 AWG											
ZS70...		70 mm ² 00 AWG	22 mm <i>0.866 in</i>	192 A 159 A	Grey Blue Yellow	1SNK522010R0000 1SNK522020R0000 1SNK522060R0000	Closed block			2 3 5 10	1SNK922302R0000 1SNK922303R0000 1SNK922305R0000 1SNK922310R0000	MC812 MC812PA	
		50 mm ² *											
		95 mm ²											
		120 mm ²											
ZS70-PE		70 mm ² 00 AWG	22 mm <i>0.866 in</i>	8400 A/1s 8088 A/1s	Green- Yellow	1SNK522150R0000	Closed block			2 3 5 10	1SNK922302R0000 1SNK922303R0000 1SNK922305R0000 1SNK922310R0000	MC812 MC812PA	
		50 mm ² *											
		95 mm ²											
ZS95...		95 mm ² 0000 AWG	26 mm <i>1.024 in</i>	232 A 230 A	Grey Blue Yellow	1SNK526010R0000 1SNK526020R0000 1SNK526060R0000	Closed block			2 3 5 10	1SNK926302R0000 1SNK926303R0000 1SNK926305R0000 1SNK926310R0000	MC812 MC812PA	
		50 mm ² *											
		120 mm ²											
		150 mm ²											
ZS95-PE		95 mm ² 0000 AWG	26 mm <i>1.024 in</i>	11400 A/1s 12840 A/1s	Green- Yellow	1SNK526150R0000	Closed block			2 3 5 10	1SNK926302R0000 1SNK926303R0000 1SNK926305R0000 1SNK926310R0000	MC812 MC812PA	
		50 mm ² *											
		120 mm ²											
D150/31		150 mm ²	31 mm <i>1.220 in</i>	309 A Tap: 57 A	Grey Blue Yellow	1SNA399715R0400 1SNA399717R0600 1SNA400778R0000	Closed block			2 3	1SNA206053R0700 1SNA206054R0000	RC1010	
		185 mm ²											
		240 mm ²											
D240/36		240 mm ²	36 mm <i>1.417 in</i>	415 A Tap: 57 A	Grey Blue Yellow	1SNA399704R1200 1SNA399706R1400 1SNA400779R0000	Closed block			2 3	1SNA206126R2500 1SNA206223R0600	RC1010	
		240 mm ²											
		240 mm ²											

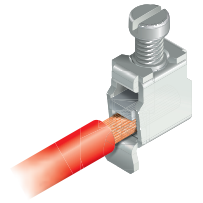
* Manufacturer value

All technical data for UL/CSA standards and dimensions in inches are shown in *italics*.











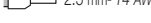












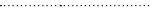





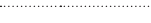














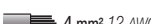


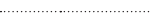





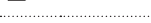
Flexible (IEC) stranded (UL/CSA) conductor - Flexible with insulated ferrule - Rigid conductor

Terminal blocks

Screw clamp technology






- High wiring density for space saving
- Effective space reduction for switchgear with space constraints or sensors with multiple connection needs.

Type	Function	Cross section IEC UL/CSA	Terminal blocks			End sections		Jumper bars		Marking
			Spacing	Rated current	Color	Order code	Order code	Nb of poles	Order code	
Multi-deck terminal blocks										
 ZS4-D2		 4 mm² 12 AWG	5.2 mm 0.205 in	29 A 20 A	Grey Blue Orange	1SNK505210R0000 1SNK505220R0000 1SNK505230R0000	1SNK505960R0000	2	1SNK905302R0000	MC512 MC512PA
		 2.5 mm² 14 AWG *						3	1SNK905303R0000	
		 4 mm² 12 AWG						4	1SNK905304R0000	
		 4 mm² 12 AWG						5	1SNK905305R0000	
 ZS4-D1		 4 mm² 12 AWG	5.2 mm 0.205 in	29 A 20 A	Grey	1SNK505211R0000	1SNK505960R0000	2	1SNK905302R0000	MC512 MC512PA
		 2.5 mm² 14 AWG *						3	1SNK905303R0000	
		 4 mm² 12 AWG						4	1SNK905304R0000	
		 4 mm² 12 AWG						5	1SNK905305R0000	
 ZS6-D2		 6 mm² 10 AWG	6 mm 0.236 in	41 A 30 A	Grey Blue Orange	1SNK506210R0000 1SNK506220R0000 1SNK506230R0000	1SNK505960R0000	2	1SNK906302R0000	MC612 MC612PA
		 4 mm² 12 AWG *						3	1SNK906303R0000	
		 6 mm² 10 AWG						4	1SNK906304R0000	
		 6 mm² 10 AWG						5	1SNK906305R0000	
 ZS6-D1		 6 mm² 10 AWG	6 mm 0.236 in	41 A 30 A	Grey	1SNK506211R0000	1SNK505960R0000	2	1SNK906302R0000	MC612 MC612PA
		 4 mm² 12 AWG *						3	1SNK906303R0000	
		 6 mm² 10 AWG						4	1SNK906304R0000	
		 6 mm² 10 AWG						5	1SNK906305R0000	
 ZS6-D2-PE		 6 mm² 10 AWG	6 mm 0.236 in	41 A 720 A/1s 30 A	Grey and green-yellow	1SNK506212R0000	1SNK505960R0000	2	1SNK906302R0000	MC612 MC612PA
		 4 mm² 12 AWG *						3	1SNK906303R0000	
		 6 mm² 10 AWG						4	1SNK906304R0000	
		 6 mm² 10 AWG						5	1SNK906305R0000	
 ZS6-D1-PE		 6 mm² 10 AWG	6 mm 0.236 in	720 A/1s 720 A	Green-yellow	1SNK506250R0000	1SNK505960R0000	2	1SNK906302R0000	MC612 MC612PA
		 4 mm² 12 AWG *						3	1SNK906303R0000	
		 6 mm² 10 AWG						4	1SNK906304R0000	
		 6 mm² 10 AWG						5	1SNK906305R0000	
 D2.5/6.DA		 2.5 mm² 12/14 AWG	6 mm 0.236 in	22 A 26/20 A	Grey	1SNA115541R1100	1SNA116771R2000	2	1SNA178024R2500	RC65
		 2.5 mm² *						3	1SNA178025R2600	
		 2.5 mm² 12/14 AWG						4	1SNA178026R2700	
		 2.5 mm² 12/14 AWG						5	1SNA178027R2000	
 D4/6.T3		 4 mm² 12 AWG	6 mm 0.236 in	32 A 20 A	Grey	1SNA299683R0100	Closed block	2	1SNA173217R2600	RC65
		 2.5 mm² *						3	1SNA173218R0700	
		 4 mm² 12 AWG						4	1SNA173219R0000	
		 4 mm² 12 AWG						5	1SNA173221R2200	
 D4/6.P.T1		 4 mm² 12 AWG	6 mm 0.236 in	480 A/1s 396 A/1s	Green-yellow	1SNA199220R0000	Closed block	2	1SNA173226R2700	RC65
		 2.5 mm² *						3		
		 4 mm² 12 AWG						4		
		 4 mm² 12 AWG						5		


* Manufacturer value

All technical data for UL/CSA standards and dimensions in inches are shown in *italics*.

 Flexible (IEC) stranded (UL/CSA) conductor -  Flexible with insulated ferrule -  Rigid conductor

Terminal blocks

Screw clamp technology



- Easy opening, maintenance and current or voltage testing without disconnecting the wiring
- Various types to suit particular needs (compact, high density, 1/4 turn, power, etc.).

Type	Function	Cross section IEC UL/CSA	Spacing	Rated current	Terminal blocks		End sections	Jumper bars		Marking		
					Color	Order code	Order code	Nb of poles	Order code			
Disconnect terminal blocks, with blade												
		4 mm² 10 AWG	5.2 mm 0.205 in	25 A	Grey	1SNK505310R0000	1SNK505910R0000			MC512 MC512PA		
		2.5 mm² 14 AWG *				1SNK505320R0000						
		4 mm² 10 AWG				1SNK505330R0000						
ZS4-S...		4 mm² 10 AWG	5.2 mm 0.205 in	25 A	Grey	+ test Ø 2 mm / 0.079 in 1SNK505311R0000	1SNK505910R0000			MC512 MC512PA		
		2.5 mm² 14 AWG *				1SNK505321R0000						
		4 mm² 10 AWG				1SNK505331R0000						
		6 mm² 10 AWG	6 mm 0.236 in	25 A	Grey	1SNK506315R0000	1SNK505910R0000			MC612 MC612PA		
		4 mm² 12 AWG				1SNK506322R0000						
		6 mm² 10 AWG										
		10 mm² 10 AWG	8 mm 0.315 in	25 A	Grey	1SNK508315R0000	1SNK505910R0000			MC812 MC812PA		
		6 mm² 12 AWG				1SNK508320R0000						
		10 mm² 10 AWG										
		4 mm² 10 AWG	6 mm 0.236 in	26 A	Grey	1SNK506310R0000	Closed block		2	1SNK906302R0000		
		4 mm² 12 AWG *				1SNK506320R0000					3	1SNK906303R0000
		4 mm² 10 AWG				1SNK506330R0000						
4 mm² 10 AWG		5	1SNK906305R0000									
4 mm² 12 AWG *	1SNK506331R0000			10	1SNK906310R0000							
4 mm² 10 AWG						Grey	1SNK506312R0000					
		4 mm² 12 AWG	6 mm 0.236 in					10 A	Grey	+ test Ø 2 mm / 0.079 in	1SNA116591R0500	
		2.5 mm² *		1SNA115561R1500								
		4 mm² 12 AWG										
		4 mm² 10 AWG										
		2.5 mm² *										
		4 mm² 10 AWG	6 mm 0.236 in	10 A	Grey	without test	Closed block			RC610		
		2.5 mm² *				1SNA199444R2500						
		4 mm² 10 AWG										
		2.5 mm² *										
		4 mm² 10 AWG										
		6 mm² 8 AWG	8 mm 0.315 in	15 A	Grey	+ test Ø 4 mm / 0.157 in	1SNA113137R0200			RC810		
		6 mm² *				1SNA115277R2000						
		10 mm² 8 AWG										
		6 mm² 8 AWG										
		10 mm² 8 AWG										
Disconnect terminal blocks, with push-turn knob												
		6 mm² 8 AWG (UL only)	8 mm 0.315 in	30 A	Grey	+ test Ø 4 mm / 0.157 in	1SNA116979R2100			RC810		
		6 mm² *				1SNA115359R0200						
		10 mm² 8 AWG										
		6 mm² 8 AWG										
		10 mm² 8 AWG										
		6 mm² 8 AWG	8 mm 0.315 in	40 A	Grey	+ test Ø 4 mm / 0.157 in	1SNA113629R2700			RC810		
		6 mm² *				1SNA115971R1000						
		6 mm² *				1SNA115237R1000						
		6 mm² *										
		10 mm² 10 AWG										
10 mm² 10 AWG												


* Manufacturer value

All technical data for UL/CSA standards and dimensions in inches are shown in italic.

Flexible (IEC) stranded (UL/CSA) conductor - Flexible with insulated ferrule - Rigid conductor

Terminal blocks

Screw clamp technology



- Our fuse range covers a large spectrum of applications from control to supply circuits up to 32 A
- Various types are available to suit industrial needs (compact, alternated distribution, with blown fuse indicator)
- Blown fuse indicators feature low leakage current.

Type	Function	Cross section IEC UL/CSA	Terminal blocks		Color	Order code	End sections	Jumper bars		Marking
			Spacing	Rated current				Order code	Nb of poles	
Fuse holder terminal blocks for 5 x 20 mm (0.197 x 0.787 in) fuses										
ZS4-SF			6 mm 0.236 in	6.3 A 6.3 A	Grey	1SNK506410R0000	Closed block	2	1SNK906302R0000	MC612 MC612PA
								3	1SNK906303R0000	
								4	1SNK906304R0000	
								5	1SNK906305R0000	
ZS4-SF-T			6 mm 0.236 in	6.3 A 6.3 A	Grey	+ test Ø 2 mm / 0.079 in 1SNK506411R0000	Closed block	2	1SNK906302R0000	MC612 MC612PA
								3	1SNK906303R0000	
								4	1SNK906304R0000	
								5	1SNK906305R0000	
ZS4-SF-R...			6 mm 0.236 in	6.3 A 6.3 A	Grey	24-60 V 1SNK506412R0000 115-250 V 1SNK506415R0000	Closed block	2	1SNK906302R0000	MC612 MC612PA
								3	1SNK906303R0000	
								4	1SNK906304R0000	
								5	1SNK906305R0000	
ZS4-SF-R...			6 mm 0.236 in	6.3 A 6.3 A	Grey	24-60 V + test Ø 2 mm / 0.079 in 1SNK506413R0000 115-250 V + test Ø 2 mm / 0.079 in 1SNK506415R0000	Closed block	2	1SNK906302R0000	MC612 MC612PA
								3	1SNK906303R0000	
								4	1SNK906304R0000	
								5	1SNK906305R0000	
Fuse holder terminal blocks for 5 x 20 mm (0.197 x 0.787 in) and 5 x 25 mm (0.197 x 0.984 in) fuses										
ZS4-SF1			8 mm 0.315 in	6.3 A 6.3 A	Grey	1SNK508410R0000		1SNK508960R0000		MC812 MC812PA
ZS4-SF1-T2			8 mm 0.315 in	6.3 A 6.3 A	Grey	+ test Ø 2 mm / 0.079 in 1SNK508411R0000		1SNK508960R0000		MC812 MC812PA
ZS4-SF1-R...			8 mm 0.315 in	6.3 A 6.3 A	Grey	24-60 V 1SNK508412R0000 115-250 V 1SNK508414R0000		1SNK508960R0000		MC812 MC812PA
ZS4-SF1-R...			8 mm 0.315 in	6.3 A 6.3 A	Grey	24-60 V + test Ø 2 mm / 0.079 in 1SNK508413R0000 115-250 V + test Ø 2 mm / 0.079 in 1SNK508415R0000		1SNK508960R0000		MC812 MC812PA


* Manufacturer value

All technical data for UL/CSA standards and dimensions in inches are shown in *italics*.

Flexible (IEC) stranded (UL/CSA) conductor - Flexible with insulated ferrule - Rigid conductor

Terminal blocks

Screw clamp technology



- Our fuse range covers a large spectrum of applications from control to supply circuits up to 32 A
- Various types are available to suit industrial needs (compact, alternated distribution, with blown fuse indicator)
- Blown fuse indicators feature low leakage current.

Type	Function	Cross section IEC UL/CSA	Spacing	Rated current	Terminal blocks		End sections		Jumper bars		Marking
					Color	Order code	Order code	Nb of poles	Order code		
Double deck fuse holder terminal blocks for 5 x 20 mm (0.197 x 0.787 in) and 5 x 25 mm (0.197 x 0.984 in) fuses											
M4/8.D2.SF		4 mm² 12 AWG	8 mm 0.315 in	6.3 A 20 A	Grey	1SNA115604R2100	1SNA116913R0700		2	1SNA176669R1600	RC810
		4 mm²*							3	1SNA176670R1300	
		6 mm² 12 AWG							4	1SNA176671R0000	
									5	1SNA176672R0100	
M4/8.D2.SFD3		4 mm² 12 AWG	8 mm 0.315 in	6.3 A 20 A	Grey	24-60 V DC & 110 V AC 1SNA115936R0500	1SNA116913R0700		2	1SNA176669R1600	RC810
		4 mm²*							3	1SNA176670R1300	
		6 mm² 12 AWG							4	1SNA176671R0000	
									5	1SNA176672R0100	
D4/8.D2.P.SF		4 mm² 12 AWG	8 mm 0.315 in	6.3 A 20 A	Grey	1SNA400270R2000	1SNA400273R1700		2	1SNA168520R0500	RC810
		4 mm²*							3	1SNA168521R2200	
		6 mm²							4	1SNA168522R2300	
									5	1SNA168523R2400	
D4/8.D2.P.SF...		4 mm² 12 AWG	8 mm 0.315 in	6.3 A 6.3 A	Grey	Neon 110-230 V 1SNA400271R1500	1SNA400273R1700		2	1SNA168520R0500	RC810
		4 mm²*							3	1SNA168521R2200	
		6 mm²							4	1SNA168522R2300	
									5	1SNA168523R2400	
ML10/13.SF...		10 mm² 10/8 AWG	13 mm 0.512 in	16 A 25 A	Black	1SNA199095R1300 24 V 1SNA199166R2600 110-230 V 1SNA199168R0000 480 V 1SNA199165R2500	1SNA199635R2400		10	1SNA175991R1100	RC1010
		10 mm²*							Screw		
		16 mm² 10/8 AWG							1SNA163394R2600		
									Washer		
DL16/17.5.SF		16 mm² 8 AWG	17.8 mm 0.701 in	32 A 30 A	Grey	1 pole 10.3 x 38 mm 1SNA400732R0300 Neutral 10.3 x 38 mm 1SNA400734R0500 1 pole Class CC 1SNA400728R1700	Closed block			Assembly clip 1SNA400735R0600	
		16 mm²*							Assembly rod 1SNA400736R0700		
		25 mm² 8 AWG									
DL16/17.5.SFL		16 mm² 8 AWG	17.8 mm 0.701 in	32 A 30 A	Grey	1 pole 10.3 x 38 mm Blown fuse indicator 120-690 V AC 1SNA400733R0400 1 pole Class CC Blown fuse indicator 120-690 V AC 1SNA400731R0200	Closed block			Assembly clip 1SNA400735R0600	
		16 mm²*							Assembly rod 1SNA400736R0700		
		25 mm² 8 AWG									

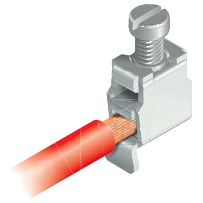
* Manufacturer value

All technical data for UL/CSA standards and dimensions in inches are shown in italic.
























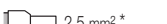


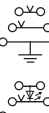

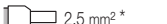

Flexible (IEC) stranded (UL/CSA) conductor - Flexible with insulated ferrule - Rigid conductor

Terminal blocks

Screw clamp technology






- Multi-clamp terminal blocks combine high wiring density with ergonomics, and can also be used to distribute potential
- Three level sensor terminal blocks allow signal & potential distribution in a compact format for automation applications.

Type	Function	Cross section IEC <i>UL/CSA</i>	Spacing	Rated current	Terminal blocks		End sections	Jumper bars		Marking
					Color	Order code	Order code	Nb of poles	Order code	
Multi-clamp feed-through and ground terminal blocks										
 M4/6.3A		 4 mm² 10/12 AWG	6 mm <i>0.236 in</i>	32 A 20 A	Grey Blue	1SNA115468R2000 1SNA125468R2200	1SNA116576R1500 1SNA126576R1700	2 3 4 5 10	1SNA176663R0000 1SNA176664R0100 1SNA176665R0200 1SNA176666R0300 1SNA176667R0400	RC610
		 2.5 mm²*								
		 4 mm² 10/12 AWG								
 M4/6.3A.P		 4 mm² 10/12 AWG	6 mm <i>0.236 in</i>	480 A/1s	Green- Yellow	1SNA195637R1200	1SNA199876R2600			RC610
		 2.5 mm²*								
		 4 mm² 10/12 AWG								
 M4/6.4A		 4 mm² 10/12 AWG	6 mm <i>0.236 in</i>	32 A 20 A	Grey Blue	1SNA115479R2300 1SNA125479R2500	1SNA116629R2200 1SNA126629R2400	2 3 4 5 10	1SNA176663R0000 1SNA176664R0100 1SNA176665R0200 1SNA176666R0300 1SNA176667R0400	RC610
		 2.5 mm²*								
		 4 mm² 10/12 AWG								
 M4/6.4A.P		 4 mm² 10/12 AWG	6 mm <i>0.236 in</i>	480 A/1s	Green- Yellow	1SNA195638R2300	1SNA199879R0100			RC610
		 2.5 mm²*								
		 4 mm² 10/12 AWG								
Multi-clamp disconnect terminal blocks										
 M4/6.SNBT.4A		 4 mm² 10/12 AWG	6 mm <i>0.236 in</i>	10 A 10 A	Grey Orange	1SNA105143R2100	1SNA116629R2200			RC610
		 2.5 mm²*								
		 4 mm² 10/12 AWG								
Three level sensor terminal blocks										
 D2.5/6.DPA		 2.5 mm² 12/14 AWG	6 mm <i>0.236 in</i>	22 A 26/20 A 300 A/1s	Grey	1SNA115643R2700 Red 24 V DC LED 1SNA115642R2600	1SNA116771R2000	2 3 4 5 10	1SNA178024R2500 1SNA178025R2600 1SNA178026R2700 1SNA178027R2000 1SNA178032R2500	RC65
		 2.5 mm²*								
		 2.5 mm² 12/14 AWG								


* Manufacturer value

All technical data for UL/CSA standards and dimensions in inches are shown in italic.

 Flexible (IEC) stranded (UL/CSA) conductor –  Flexible with insulated ferrule –  Rigid conductor

Terminal blocks

Screw clamp technology



- Functional terminal blocks make it easier to install components (resistors, diodes, etc.) on the circuit
- Universal thermocouple terminal blocks enable the connection of all types of thermocouple wires without loss of signal integrity, and only one product reference is required.

Type	Function	Cross section IEC <i>UL/CSA</i>	Spacing	Rated current	Terminal blocks		End sections	Jumper bars		Marking	
					Color	Order code	Order code	Nb of poles	Order code		
Functional terminal blocks											
M4/6.DD		4 mm² 12 AWG	6 mm <i>0.236 in</i>	20 A 25 A	Grey	1N4007 diode 1SNA115168R2300	1SNA118499R2300	2	1SNA179668R2000	RC610	
		2.5 mm² *						3	1SNA179669R2100		
		4 mm² 12 AWG						4	1SNA179670R2600		
		4 mm² 12 AWG						5	1SNA179671R1300		
M4/6.DD1		4 mm² 12 AWG	6 mm <i>0.236 in</i>	20 A 25 A	Grey	1N4007 diode 1SNA115184R0400	1SNA118499R2300	2	1SNA179668R2000	RC610	
		2.5 mm² *						3	1SNA179669R2100		
		4 mm² 12 AWG						4	1SNA179670R2600		
		4 mm² 12 AWG						5	1SNA179671R1300		
M4/6.DE		4 mm² 12 AWG	6 mm <i>0.236 in</i>	26 A 20 A	Grey	For soldering 1SNA115185R0500	1SNA118499R2300	2	1SNA179668R2000	RC610	
		2.5 mm² *						3	1SNA179669R2100		
		4 mm² 12 AWG						4	1SNA179670R2600		
		4 mm² 12 AWG						5	1SNA179671R1300		
ZS4-SP		4 mm² 10 AWG	5.2 mm <i>0.205 in</i>	20 A 18 A	Grey	+ plug 1SNK505313R0000	1SNK505910R0000			MC512 MC512PA	
		2.5 mm² 12 AWG *									+ plug + test Ø 2 mm / 0.079 in 1SNK505314R0000
		4 mm² 10 AWG									
		4 mm² 10 AWG									
ZS10-SP		10 mm² 6 AWG	8 mm <i>0.315 in</i>	18 A 18 A	Grey	1SNK508316R0000	1SNK505910R0000			MC812 MC812PA	
		6 mm² 12 AWG									
		10 mm² 6 AWG									
		10 mm² 6 AWG									
ZS4-SP-R...		4 mm² 10 AWG	6 mm <i>0.236 in</i>	20 A 20 A	Grey	+ plug 1SNK506313R0000	Closed block			MC612 MC612PA	
		4 mm² 10 AWG *									+ plug + test Ø 2 mm / 0.079 in 1SNK506314R0000
		4 mm² 10 AWG									
		4 mm² 10 AWG									
Component plugs for ZS4-SP..											
PG5	Component insertion in series with circuit		5.2 mm <i>0.205 in</i>		Dark grey	1SNK900401R0000				MC512 MC512PA	
PG5-R1	Equipped with linking bar		5.2 mm <i>0.205 in</i>	18 A 20 A	Orange	1SNK900402R0000				MC512 MC512PA	
Thermocouple terminal blocks											
MTC6		Diameter of conductor: Ø 0.9 - 1.5 mm	6 mm <i>0.236 in</i>		Grey	1SNA115206R2200	1SNA118368R1600			RC610	

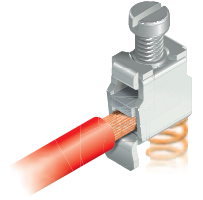
* Manufacturer value

All technical data for UL/CSA standards and dimensions in inches are shown in *italics*.

Flexible (IEC) stranded (UL/CSA) conductor - Flexible with insulated ferrule - Rigid conductor

Terminal blocks

Safety screw clamp technology



- Our safety terminal blocks are designed to meet power circuit requirements (safe connection of current transformers)
- The spring-loaded terminal provides additional contact safety and continuity.

Type	Function	Cross section IEC <i>UL/CSA</i>	Terminal blocks			End sections	Jumper bars	Marking	
			Spacing	Rated current	Color	Order code	Order code		Nb of poles
Safety connection terminal blocks									
M4/6.RS		4 mm ²	6 mm <i>0.236 in</i>	32 A	Grey	1SNA115930R1300	1SNA116987R0200	RC610	
		2.5 mm ² *							2
		4 mm ²						3	1SNA176664R0100
		4 mm ²						4	1SNA176665R0200
		4 mm ²						5	1SNA176666R0300
		4 mm ²						10	1SNA176667R0400
M6/8.RS		6 mm ² 12 AWG (CSA only)	8 mm <i>0.315 in</i>	41 A 25 A (CSA only)	Grey	1SNA115685R1200	1SNA116987R0200	RC810	
		4 mm ² *							2
		4 mm ²						3	1SNA176670R1300
		4 mm ²						4	1SNA176671R0000
		10 mm ² 12 AWG (CSA only)						5	1SNA176672R0100
		10 mm ² 12 AWG (CSA only)						10	1SNA176673R0200
M10/10.RS		10 mm ² 6 AWG (CSA only)	10 mm <i>0.394 in</i>	41 A 65 A (CSA only)	Grey	1SNA115320R2700	1SNA114434R0500	RC1010	
		6 mm ² *							2
		6 mm ²						3	1SNA164586R1000
		6 mm ²						4	1SNA164587R1100
		6 mm ²						5	1SNA168273R1100
		6 mm ²						10	1SNA164588R2200
		16 mm ² 6 AWG (CSA only)						20	1SNA177654R0000
		16 mm ² 6 AWG (CSA only)						Post + Screw	1SNA163181R1100
		16 mm ² 6 AWG (CSA only)							1SNA163394R2600
		16 mm ² 6 AWG (CSA only)							
M6/8.STP.RS		6 mm ² 12 AWG (CSA only)	8 mm <i>0.315 in</i>	24 A 25 A (CSA only)	Grey	1SNA115678R0200	1SNA116991R0600	RC810	
		4 mm ² *							2
		10 mm ² 12 AWG (CSA only)							
		10 mm ² 12 AWG (CSA only)							
D6/8.ST1.RS		6 mm ²	8 mm <i>0.315 in</i>	24 A	Grey	+ test Ø 4 mm / 0.157 in 1SNA115831R0400	1SNA215266R0100	RC810	
		4 mm ² *							2
		4 mm ²						3	1SNA199871R2100
		4 mm ²						4	1SNA199872R2200
		10 mm ²							1SNA199870R0400
		10 mm ²							
D6/8.ST.RS		6 mm ²	8 mm <i>0.315 in</i>	24 A	Grey	1SNA115914R0700	1SNA215266R0100	RC810	
		4 mm ² *							2
		4 mm ²						3	1SNA164582R1400
		4 mm ²						4	1SNA164583R1500
		4 mm ²						5	1SNA164737R2600
		4 mm ²						15	1SNA174788R0400
		10 mm ²						20	1SNA174789R0500
		10 mm ²						Post + Screw	1SNA206394R0200


* Manufacturer value

All technical data for UL/CSA standards and dimensions in inches are shown in italic.























Flexible (IEC) stranded (UL/CSA) conductor – Flexible with insulated ferrule – Rigid conductor

Terminal blocks

Screw clamp technology



- Test disconnect terminal blocks make it easier to perform the various operations needed when dealing with power circuits: current & voltage measurements, calibration of equipment and short-circuiting of current transformers.

Type	Cross section IEC UL/CSA	Spacing	Rated current	Terminal blocks		End sections		Jumper bars		Marking	
				Color	Order code	Order code	Nb of poles	Order code			
Test disconnect terminal blocks											
 M6/8.ST1.IP20	 6 mm² 8 AWG  6 mm² *	8 mm <i>0.315 in</i>	40 A 30 A	Grey	Supplied with 2 yellow AJS9 test sockets Ø 4 mm / 0.157 in 1SNA115971R1000	Grey	End section 1SNA113629R2700	2	Short-circuiting bridge 1SNA199871R2100 1SNA199872R2200 1SNA199870R0400	RC810	
	 10 mm² 10 AWG							3			Lateral jumpers 1SNA400711R0600 1SNA400712R0700 1SNA400713R0000 1SNA400724R0300
								4			
 M6/8.ST1	 6 mm² 8 AWG  6 mm² *	8 mm <i>0.315 in</i>	40 A 30 A	Grey	Supplied with 2 non insulated test sockets Ø 4 mm / 0.157 in 1SNA115237R1000	Grey	End section 1SNA113629R2700	2	Lateral jumpers 1SNA116538R1700 1SNA116539R1000 1SNA116540R2500 1SNA163313R2400	RC810	
	 10 mm² 10 AWG							3			Lateral jumpers 1SNA400711R0600 1SNA400712R0700 1SNA400713R0000 1SNA400724R0300
								4			
 M6/8.ST	 6 mm² 8 AWG  6 mm² *	8 mm <i>0.315 in</i>	40 A 30 A	Grey	1SNA115236R1700	Grey	End section 1SNA113629R2700	2	Short-circuiting bridge 1SNA199871R2100 1SNA199872R2200 1SNA199870R0400	RC810	
	 10 mm² 10 AWG							3			Lateral jumpers 1SNA400711R0600 1SNA400712R0700 1SNA400713R0000 1SNA400724R0300
								4			
 M6/8.ST7	 6 mm² 8 AWG  6 mm² *	8 mm <i>0.315 in</i>	40 A 30 A	Grey	1SNA115243R2600	Grey	End section 1SNA113629R2700	2	Lateral jumpers 1SNA116538R1700 1SNA116539R1000 1SNA116540R2500 1SNA163313R2400	RC810	
	 10 mm² 10 AWG							3			Lateral jumpers 1SNA400711R0600 1SNA400712R0700 1SNA400713R0000 1SNA400724R0300
								4			
Test sockets for M6/8.ST terminals											
 AJS9...	 Colored insulated Ø 4 mm 0.157 in test sockets compatible with insulated test plug (IEC61100)			Black Green Grey Blue Red	1SNA206680R1500 1SNA206681R0200 1SNA206682R0300 1SNA206683R0400 1SNA206720R1400						
Sliding switch bridges for M6/8.ST... terminals											
 PCS...				Yellow Yellow Yellow	1SNA199871R2100 1SNA199872R2200 1SNA199870R0400						
Lateral jumpers for M6/8.ST... terminals											
 PC...				Black Black Black Black Black Black Black Black	1SNA116538R1700 1SNA116539R1000 1SNA116540R2500 1SNA163313R2400 1SNA400711R0600 1SNA400712R0700 1SNA400713R0000 1SNA400724R0300						

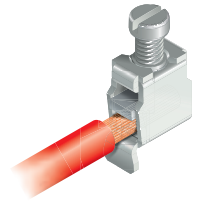
* Manufacturer value

All technical data for UL/CSA standards and dimensions in inches are shown in italic.

 Flexible (IEC) stranded (UL/CSA) conductor -
  Flexible with insulated ferrule -
  Rigid conductor

Terminal blocks

ESSAILEC® test blocks



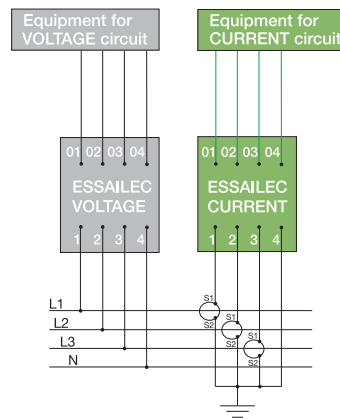
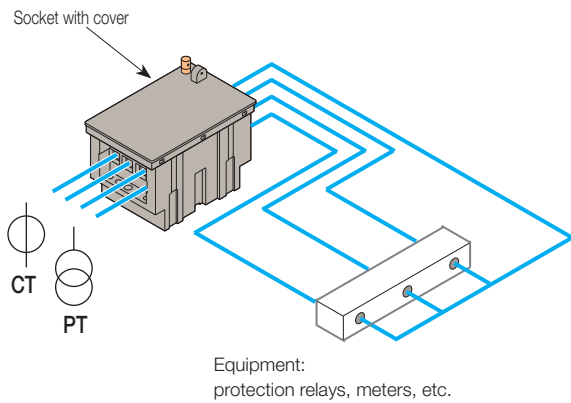
- The **PREMIUM** solution for testing the secondary circuits of current or voltage transformers.
- ESSAILEC® test blocks are specifically designed and built for the demands of Electricity Utilities to ensure safe and reliable testing.
- ESSAILEC® can be used to test meters and protective relays installed in the secondary circuits of current or voltage transformers, without breaking the circuit.
- ESSAILEC® is approved by all major Utilities and has been successfully implemented for years in worldwide electricity transmission and distribution networks.

Concept

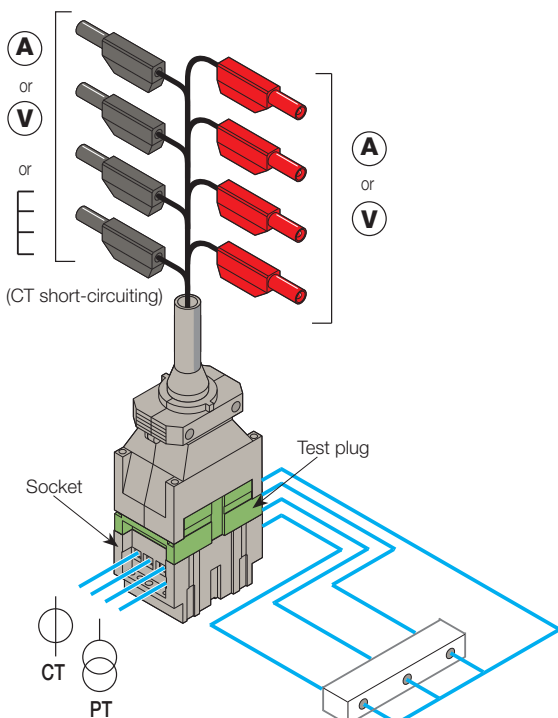
The ESSAILEC® test system consists of a socket and a plug:

- The socket offers four independent circuits with test sockets and disconnect functions.
- The test function is provided by the test plug. The plug is inserted in the socket and is wired at its other extremity to the test equipment (ammeters, voltmeters, etc.).

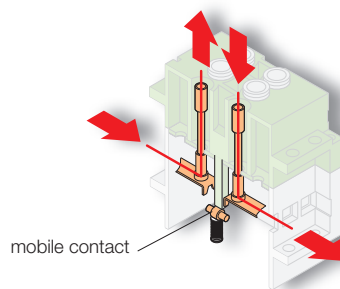
Socket wiring diagram



Test operation principle




Contact operation principle: make before break



More products and configurations can be found in our dedicated ESSAILEC® documents: see our main catalogue and data sheets.

Terminal blocks

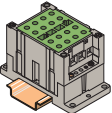





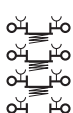
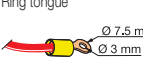
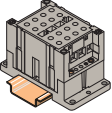





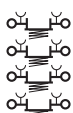
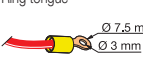
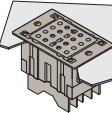





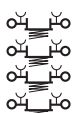
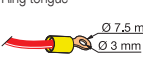
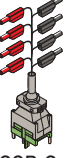












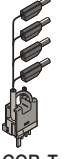





ESSAILEC® test blocks



Applications

For use with current and voltage transformer in secondary circuits, for safe and reliable:

- Testing of protection relays in a control relay panel
- Meters control, calibration and replacement
- Data acquisition for network analysis.

Type	Cross section IEC UL/CSA	Spacing	Rated current	Sockets		Plug Order code	Accessories		
				Color	Order code		Order code	Order code	
Current sockets									
 CC-TH35-VL-6.6	 4 mm²  4 mm²*  6 mm²	44 mm 1.732 in	15 A	Grey-Green	TH35 Rail/Base mounting 1SNA166963R0000	2 x 4 poles Ø 4 mm / Green 1SNA167932R1500 2 x 4 poles Ø 4 mm / Green 4 short-circuited pins (1-2-3-4) 1SNA167934R1700 2 x 4 poles Ø 4 mm / Green with direct insertion 1SNA167937R0000	Cover lid 1SNA166578R0100 Cover for base mounting sockets 1SNA166734R2500	 	
	 Ring tongue 								44 mm 1.732 in 15 A Grey-Green Flush mounting 1SNA166737R2000
Voltage sockets									
 TC-TH35-VL	 4 mm²  4 mm²*  6 mm²	44 mm 1.732 in	8 A	Grey	TH35 Rail/Base mounting 1SNA166964R0000	2 x 4 poles Ø 4 mm / Grey 1SNA167933R1600 4 poles Ø 4 mm / Grey 1SNA167935R1000	Cover lid 1SNA166646R0500 Cover for base mounting sockets 1SNA166930R2600	 	
	 Ring tongue 								44 mm 1.732 in 8 A Grey Flush mounting 1SNA166747R0200
 TC-E-VA	 4 mm²  4 mm²*  6 mm²	44 mm 1.732 in	8 A	Grey	TH35 Rail/Base mounting 1SNA166964R0000	2 x 4 poles Ø 4 mm / Grey 1SNA167933R1600 4 poles Ø 4 mm / Grey 1SNA167935R1000	Cover lid 1SNA166646R0500 Cover for base mounting sockets 1SNA166930R2600	 	
	 Ring tongue 								44 mm 1.732 in 8 A Grey Flush mounting 1SNA166747R0200
Plug									
	Cable length	Color	Order code		Cable length	Color	Order code	Color	Order code
Current Plugs									
 COR-C-4	 2 m  6.56 ft	Green	2 x 4 poles pre-wired plug comprising: 1 plug 2 x 4 poles green 4 x Ø 4 mm test plugs black 4 x Ø 4 mm test plugs red 1SNA167932R1500	 COR-C-5	 2 m  6.56 ft	Green	2 x 4 poles pre-wired plug for injection comprising: 1 plug 2 x 4 poles green with 4 short-circuited pins (1-2-3-4) 4 x Ø 4 mm test plugs black 1SNA167934R1700	 FIC-2/4-DIA4  Ø 4 mm  0.157 in	Green Plug 2 x 4 poles with direct insertion Ø 4 mm 1SNA167937R0000 
Voltage Plugs									
 COR-T-5	 2 m  6.56 ft	Grey	2 x 4 poles pre-wired plug comprising: 1 plug 2 x 4 poles grey 4 x Ø 4 mm test plugs black 4 x Ø 4 mm test plugs red 1SNA167933R1600	 COR-T-4	 2 m  6.56 ft	Grey	2 x 4 poles pre-wired plug comprising: 1 plug 4 poles grey 4 x Ø 4 mm test plugs black 1SNA167935R1000	 FI-2/4-DIA4  Ø 4 mm  0.157 in	Grey Plug 2 x 4 poles with direct insertion Ø 4 mm 1SNA167936R1100

* Manufacturer value

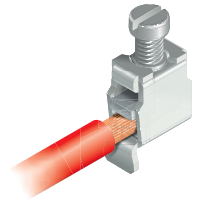
Current socket: 6.6 coding, voltage sockets: no coding, current plugs: 6.6 coding, voltage plugs: 2.2 coding, FI-2/4-DIA4 plugs: no coding

All technical data for UL/CSA standards and dimensions in inches are shown in italic.

 Flexible (IEC) stranded (UL/CSA) conductor –  Flexible with insulated ferrule –  Rigid conductor













Terminal blocks

Distribution blocks






- Our distribution terminal block assemblies offer pre-configured assemblies with 2 to 10 poles and 4 to 20 connection points.

Terminal blocks

Type	Function	Cross section IEC <i>UL/CSA</i>	Spacing	Rated current	Color	Order code	Nb of blocks	Length mm <i>in</i>	Order code	Marking	
Distribution terminal block assemblies (interconnected blocks)											
 MB 4/6.L...		 4 mm² <i>10/12 AWG</i>	6 mm <i>0.236 in</i>	32 A <i>20 A</i>	Grey	1SNA115406R1300	2	14.5 mm <i>0.571 in</i>		RC610	
							1SNA115407R1400	3			20.5 mm <i>0.807 in</i>
							1SNA115408R2500	4			26.5 mm <i>1.043 in</i>
						 2.5 mm² *	1SNA115409R2600	5			32.5 mm <i>1.280 in</i>
							1SNA115410R1200	6			38.5 mm <i>1.516 in</i>
							1SNA115411R0700	8			50.5 mm <i>1.988 in</i>
							1SNA115412R0000	10			62.5 mm <i>2.461 in</i>
 MB6/8.L...		 6 mm² <i>8 AWG</i>	8 mm <i>0.315 in</i>	41 A <i>50/35 A</i>	Grey	1SNA115413R0100	2	18.5 mm <i>0.728 in</i>		RC810	
							1SNA115414R0200	3			26.5 mm <i>1.043 in</i>
							1SNA115415R0300	4			34.5 mm <i>1.358 in</i>
						 4 mm² *	1SNA115416R0400	5			42.5 mm <i>1.673 in</i>
							1SNA115417R0500	6			50.5 mm <i>1.988 in</i>
							1SNA115418R1600	8			66.5 mm <i>2.618 in</i>
							1SNA115419R1700	10			82.5 mm <i>3.248 in</i>
 MB10/10.L...		 10 mm² <i>6 AWG</i>	10 mm <i>0.394 in</i>	63 A <i>65/50 A</i>	Grey	1SNA115328R2300	2	22.5 mm <i>0.886 in</i>		RC1010	
							1SNA115329R2400	3			32.5 mm <i>1.280 in</i>
							1SNA115330R2100	4			42.5 mm <i>1.673 in</i>
						 6 mm² *	1SNA115331R1600	5			52.5 mm <i>2.067 in</i>
							1SNA115332R1700	6			62.5 mm <i>2.461 in</i>
							1SNA115333R1000	8			82.5 mm <i>3.248 in</i>
							1SNA115334R1100	10			102.5 mm <i>4.035 in</i>

* Manufacturer value

All technical data for UL/CSA standards and dimensions in inches are shown in italic.









 Flexible (IEC) stranded (UL/CSA) conductor –
  Flexible with insulated ferrule –
  Rigid conductor



Terminal blocks

Distribution blocks








- Our modular distribution terminal blocks ensure the distribution of single phase or 3 phase circuits
- Unipolar blocks can easily be configured to provide a 2 or 4 pole version by using the jumper function

Single pole distribution blocks










							
Order code		1SNA356208R2500		1SNA356204R1100		1SNA356200R2100	
Type		BRU80A		BRU125A		BRU160A	
Rated voltage		690 V	600 V	690 V	600 V	690 V	600 V
Rated current		80 A	80 A	125 A	115 A	160 A	160 A
Inputs	Flexible with ferrules 	2.5-16 mm ²		10-35 mm ²		10-50 mm ²	
	Rigid or stranded 	2.5-25 mm ²		8-4 AWG		10-70 mm ² 8-00 AWG	
	Input for jumpering (between blocks) 	6-16 mm ² * 6-25 mm ² *		8-4 AWG		6 - 16 mm ² * or jumper bar	
Outputs	Flexible with ferrules 	4 x 2.5-6 mm ² 2 x 2.5-16 mm ²		6 x 2.5-16 mm ²		6 x 2.5-16 mm ²	
	Rigid or stranded 	4 x 2.5-6 mm ² 2 x 2.5-25 mm ²		4 x 14-10 AWG 2 x 8-4 AWG		6 x 2.5-25 mm ² 6 x 14-4 AWG	
	Jumper bar	2 spades 8 spades		Jumpering with 6-16 mm ² wire *		1SNA356205R1200 1SNA356206R1300	
Busbar	2 poles					1SNA356201R1600	
	3 poles					1SNA356202R1700	
	4 poles					1SNA356203R1000	

*: if not used for jumpering can be used as an output 2.5-16 mm²  or 2.5-25 mm² 



Single pole distribution blocks

							
Order code		1SNA356212R0000		1SNA179657R1500		1SNA179650R2200	
Type		BRU175A		BRU250A		BRU400A	
Rated voltage		690 V	600 V	690 V	600 V	690 V	600 V
Rated current		175 A	175 A	250 A	230 A	400 A	310 A
Inputs	Flexible with ferrules 	10-50 mm ²		35-120 mm ²		95-185 mm ²	
	Rigid or stranded 	10-70 mm ²		8-2/0 AWG		2 - 0000 AWG	
Outputs	Flexible with ferrules 	10 x 2.5-10 mm ²		2 x 6-25 mm ² 5 x 1.5-16 mm ² 4 x 1.5-10 mm ²		2 x 6-25 mm ² 5 x 1.5-16 mm ² 4 x 1.5-10 mm ²	
	Rigid or stranded 	10 x 2.5-16 mm ²		10 x 14-4 AWG		2 x 6-35 mm ² 5 x 1.5-16 mm ² 4 x 1.5-10 mm ²	
						2 x 14-2 AWG 5 x 14-6 AWG 4 x 14-8 AWG	

Three and four pole distribution blocks

											
		Three pole		Three pole		Four pole		Four pole		Four pole	
Order code		1SNA356209R2600		1SNA356210R2100		1SNA356211R0700		1SNA179534R2200		1SNA179535R2300	
Type		BRT115A		BRT175A		BRTC125A		BRT80A		BRT125A	
Rated voltage		690 V	600 V	690 V	600 V	690 V	600 V	600 V	600 V	600 V	600 V
Rated current		125 A	115 A	175 A	175 A	125 A	80 A	80 A	125 A	125 A	125 A
Inputs		10-35 mm ²		10-50 mm ²		1 x 6-25 mm ²		1.5-16 mm ²		2 x 10-25 mm ²	
		10-35 mm ²		10-70 mm ²		1 x 6-35 mm ²		2.5-16 mm ²		2 x 10-35 mm ²	
Outputs		6 x 2.5-10 mm ²		6 x 2.5-10 mm ²		5 x 1.5-6 mm ² /2 x 4-10 mm ²		8 x 1.5-10 mm ²		10 x 1.5-16 mm ²	
		6 x 2.5 to 16 mm ²		6 x 2.5 to 16 mm ²		5 x 1.5-6 mm ² /2 x 4-16 mm ²		8 x 1.5-10 mm ²		10 x 2.5-16 mm ²	

All technical data for UL/CSA standards and dimensions in inches are shown in *italics*.

 Flexible with insulated ferrule -  Rigid or stranded conductor

Terminal blocks - SNK series

PI-Spring screwless technology



- Free your connection: Our exclusive PI-Spring screwless technology combines the performance of spring clamp terminal blocks with the flexibility of tool-free direct plug-in connection.

Type	Function	Cross section IEC UL/CSA	Spacing	Rated current	Color	Order code	Terminal blocks		End sections		Jumper bars		Marking
							Order code	Order code	Nb of poles	Order code			
ZP2.5...		2.5 mm ² 12 AWG	5.2 mm 0.205 in	24 A 20 A	Grey Blue Orange Green Red White Black	1SNK605010R0000 1SNK605020R0000 1SNK605030R0000 1SNK605061R0000 1SNK605062R0000 1SNK605065R0000 1SNK605066R0000	1SNK605910R0000		2 3 4 5 10 50	1SNK905302R0000 1SNK905303R0000 1SNK905304R0000 1SNK905305R0000 1SNK905310R0000 1SNK905350R0000	MC512 MC512PA		
		4 mm ² 12 AWG											
ZP2.5-PE		2.5 mm ² 12 AWG	5.2 mm 0.205 in	300 A/1s	Green-yellow	1SNK605150R0000	1SNK605910R0000				MC512 MC512PA		
		4 mm ² 12 AWG											
ZP2.5-3P...		2.5 mm ² 12 AWG	5.2 mm 0.205 in	24 A 20 A	Grey Blue Orange Green Red White Black	1SNK605011R0000 1SNK605021R0000 1SNK605031R0000 1SNK605068R0000 1SNK605069R0000 1SNK605072R0000 1SNK605073R0000	1SNK605911R0000		2 3 4 5 10 50	1SNK905302R0000 1SNK905303R0000 1SNK905304R0000 1SNK905305R0000 1SNK905310R0000 1SNK905350R0000	MC512 MC512PA		
		4 mm ² 12 AWG											
ZP2.5-PE-3P		2.5 mm ² 12 AWG	5.2 mm 0.205 in	300 A/1s	Green-yellow	1SNK605151R0000	1SNK605910R0000				MC512 MC512PA		
		4 mm ² 12 AWG											
ZP2.5-4P...		2.5 mm ² 12 AWG	5.2 mm 0.205 in	24 A 20 A	Grey Blue Orange Green Red White Black	1SNK605012R0000 1SNK605022R0000 1SNK605032R0000 1SNK605075R0000 1SNK605076R0000 1SNK605079R0000 1SNK605080R0000	1SNK605912R0000		2 3 4 5 10 50	1SNK905302R0000 1SNK905303R0000 1SNK905304R0000 1SNK905305R0000 1SNK905310R0000 1SNK905350R0000	MC512 MC512PA		
		2.5 mm ² 12 AWG											
ZP2.5-PE-4P		2.5 mm ² 12 AWG	5 mm 0.196 in	300 A/1s	Green-yellow	1SNK605152R0000	1SNK605912R0000				MC512 MC512PA		
		2.5 mm ² 12 AWG											

All the technical data for UL/CSA standard and dimensions in inches are in italic.

Flexible (IEC) stranded (UL/CSA) conductor - Flexible with insulated ferrule - Rigid conductor

Terminal blocks - SNK series

PI-Spring screwless technology



- Free your connection: Our exclusive PI-Spring screwless technology combines the performance of spring clamp terminal blocks with the flexibility of tool-free direct plug-in connection.

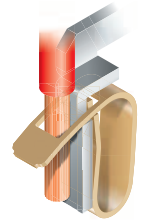
Type	Function	Cross section IEC <i>UL/CSA</i>	Terminal blocks		Color	Order code	End sections	Jumper bars		Marking
			Spacing	Rated current				Order code	Nb of poles	
Double-deck terminal blocks										
ZP2.5-D2...		2.5 mm² 12 AWG	5.2 mm 0.205 in	23 A 20 A	Grey Blue	1SNK605210R0000 1SNK605220R0000	1SNK605960R0000	2 3 4 5 10 50	1SNK905302R0000 1SNK905303R0000 1SNK905304R0000 1SNK905305R0000 1SNK905310R0000 1SNK905350R0000	MC512 MC512PA
		2.5 mm² 12 AWG								
		4 mm² 12 AWG								
		2.5 mm² 12 AWG								
ZP2.5-D1		2.5 mm² 12 AWG	5.2 mm 0.205 in	23 A 20 A	Green- yellow	1SNK605211R0000	1SNK605960R0000	2 3 4 5 10 50	1SNK905302R0000 1SNK905303R0000 1SNK905304R0000 1SNK905305R0000 1SNK905310R0000 1SNK905350R0000	MC512 MC512PA
		2.5 mm² 12 AWG								
		4 mm² 12 AWG								
		2.5 mm² 12 AWG								
Disconnect terminal blocks with orange blade										
ZP2.5-S		2.5 mm² 12 AWG	5.2 mm 0.205 in	20 A 18 A	Grey Blue Orange	1SNK605310R0000 1SNK605320R0000 1SNK605330R0000	1SNK605910R0000			MC512 MC512PA
		2.5 mm² 12 AWG								
		4 mm² 12 AWG								
Disconnect terminal blocks with plug										
ZP2.5-SP		2.5 mm² 12 AWG	5.2 mm 0.205 in	20 A 18 A	Grey	1SNK605311R0000	1SNK605910R0000			MC512 MC512PA
		2.5 mm² 12 AWG								
		4 mm² 12 AWG								
Component plugs for ZP2.5-SP										
PG5...	Plug for components in series	2.5 mm² 12 AWG	5.2 mm 0.205 in		Dark grey	1SNK900401R0000	1SNK605910R0000			MC512 MC512PA
PG5...	Plug equipped with a linking bar	2.5 mm² 12 AWG	5.2 mm 0.205 in	18 A 20 A	Orange	1SNK900402R0000	1SNK605910R0000			MC512 MC512PA

All the technical data for UL/CSA standard and dimensions in inches are in italic.

Flexible (IEC) stranded (UL/CSA) conductor - Flexible with insulated ferrule - Rigid conductor

Terminal blocks

Spring clamp technology



- Functionality through ergonomic design (alignment)
- Rated cross section up to 35 mm² / 2 AWG
- Numerous built-in functions: double jumper system, clearly visible top marker, test sockets, etc.

Type	Function	Cross section IEC <i>UL/CSA</i>	Spacing	Rated current	Color	Terminal blocks	End sections	Jumper bars		Marking
						Order code	Order code	Nb of poles	Order code	
D1.5/4.2L		1.5 mm ² 16 AWG	4 mm <i>0.157 in</i>	18 A <i>7 A</i>	Grey Blue Orange	1SNA290371R1200 1SNA290373R1400 1SNA290372R1300	1SNA291061R2400	2	1SNA291642R0600	RC410
		1 mm ² *								
		2.5 mm ² 16 AWG								
D1.5/4.P.2L		1.5 mm ² 16 AWG	4 mm <i>0.157 in</i>	180 A/1s	Green-yellow	1SNA290379R2200	1SNA291061R2400			RC410
		1 mm ² *								
		2.5 mm ² 16 AWG								
D1.5/4.4L		1.5 mm ² 16 AWG	4 mm <i>0.157 in</i>	18 A <i>7 A</i>	Grey Blue Orange	1SNA290381R0500 1SNA290383R0700 1SNA290382R0600	1SNA291041R2000	2	1SNA291642R0600	RC410
		1 mm ² *								
		2.5 mm ² 16 AWG								
D1.5/4.P.4L		1.5 mm ² 16 AWG	4 mm <i>0.157 in</i>	180 A/1s	Green-yellow	1SNA290389R1500	1SNA291041R2000			RC410
		1 mm ² *								
		2.5 mm ² 16 AWG								
D2.5/5.2L		2.5 mm ² 12 AWG	5 mm <i>0.197 in</i>	24 A <i>15 A</i>	Grey Blue Orange	1SNA290021R2700 1SNA290023R2100 1SNA290022R2000	1SNA291061R2400	2	1SNA291102R2300	RC510
		1.5 mm ² *						3	1SNA291103R2400	
		4 mm ² 12 AWG						4	1SNA291104R2500	
								5	1SNA291105R2600	
								10	1SNA291110R2600	
D2.5/5.P.2L		2.5 mm ² 12 AWG	5 mm <i>0.197 in</i>	300 A/1s	Green-yellow	1SNA290029R0700	1SNA291061R2400			RC510
		1.5 mm ² *								
		4 mm ² 12 AWG								
D2.5/5.3L		2.5 mm ² 12 AWG	5 mm <i>0.197 in</i>	24 A <i>15 A</i>	Grey Blue Orange	1SNA290031R2100 1SNA290033R2300 1SNA290032R2200	1SNA291051R2200	2	1SNA291102R2300	RC510
		1.5 mm ² *						3	1SNA291103R2400	
		4 mm ² 12 AWG						4	1SNA291104R2500	
								5	1SNA291105R2600	
								10	1SNA291110R2600	
D2.5/5.P.3L		2.5 mm ² 12 AWG	5 mm <i>0.197 in</i>	300 A/1s	Green-yellow	1SNA290039R0100	1SNA291051R2200			RC510
		1.5 mm ² *								
		4 mm ² 12 AWG								
D2.5/5.4L		2.5 mm ² 12 AWG	5 mm <i>0.197 in</i>	24 A <i>15 A</i>	Grey Blue Orange	1SNA290011R2500 1SNA290013R2700 1SNA290012R2600	1SNA291041R2000	2	1SNA291102R2300	RC510
		1.5 mm ² *						3	1SNA291103R2400	
		4 mm ² 12 AWG						4	1SNA291104R2500	
								5	1SNA291105R2600	
								10	1SNA291110R2600	
D2.5/5.P.4L		2.5 mm ² 12 AWG	5 mm <i>0.197 in</i>	300 A/1s	Green-yellow	1SNA290019R0500	1SNA291041R2000			RC510
		1.5 mm ² *								
		4 mm ² 12 AWG								

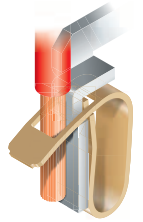
* Manufacturer value

All technical data for *UL/CSA standards and dimensions in inches are shown in italic.*

Flexible (IEC) stranded (UL/CSA) conductor - Flexible with insulated ferrule - Rigid conductor

Terminal blocks

Spring clamp technology



- Functionality through ergonomic design (alignment)
- Rated cross section up to 35 mm² / 2 AWG
- Numerous built-in functions: double jumper system, clearly visible top marker, test sockets, etc.

Type	Function	Cross section IEC UL/CSA	Spacing	Rated current	Terminal blocks			End sections		Jumper bars		Marking
					Color	Order code	Order code	Nb of poles	Order code			
Feed-through and ground terminal blocks (continued)												
D4/6.2L		4 mm ² 10 AWG	6 mm <i>0.236 in</i>	32 A 25 A	Grey Blue Orange	1SNA290061R0700 1SNA290063R0100 1SNA290062R0000	1SNA291061R2400		2	1SNA291128R2400	RC610	
		2.5 mm ² *							3	1SNA291129R2500		
		6 mm ² 10 AWG							4	1SNA291194R1700		
D4/6.P.2L		4 mm ² 10 AWG	6 mm <i>0.236 in</i>	480 A/1s	Green-yellow	1SNA290069R1700	1SNA291061R2400		3	1SNA291129R2500	RC610	
		2.5 mm ² *							4	1SNA291194R1700		
		6 mm ² 10 AWG							5	1SNA291195R1000		
D4/6.3L		4 mm ² 10 AWG	6 mm <i>0.236 in</i>	32 A 25 A	Grey Blue Orange	1SNA290405R0600 1SNA290407R0000 1SNA290406R0700	1SNA291694R2400		2	1SNA291128R2400	RC610	
		2.5 mm ² *							3	1SNA291129R2500		
		6 mm ² 10 AWG							4	1SNA291194R1700		
D4/6.P.3L		4 mm ² 10 AWG	6 mm <i>0.236 in</i>	480 A/1s	Green-yellow	1SNA290409R1200	1SNA291694R2400		3	1SNA291129R2500	RC610	
		2.5 mm ² *							4	1SNA291194R1700		
		6 mm ² 10 AWG							5	1SNA291195R1000		
D4/6.4L		4 mm ² 10 AWG	6 mm <i>0.236 in</i>	32 A 25 A	Grey Blue Orange	1SNA290410R0600 1SNA290412R2400 1SNA290411R2300	1SNA291696R2600		2	1SNA291128R2400	RC610	
		2.5 mm ² *							3	1SNA291129R2500		
		6 mm ² 10 AWG							4	1SNA291194R1700		
D4/6.P.4L		4 mm ² 10 AWG	6 mm <i>0.236 in</i>	480 A/1s	Green-yellow	1SNA290414R2600	1SNA291696R2600		3	1SNA291129R2500	RC610	
		2.5 mm ² *							4	1SNA291194R1700		
		6 mm ² 10 AWG							5	1SNA291194R1700		
D6/8.2L		6 mm ² 8 AWG	8 mm <i>0.315 in</i>	41 A 40 A	Grey Blue Orange	1SNA290081R2400 1SNA290083R2600 1SNA290082R2500	1SNA291161R2500		2	1SNA291122R1600	RC810	
		4 mm ² *							3	1SNA291123R1700		
		10 mm ² 8 AWG							4	1SNA291144R2400		
D6/8.P.2L		6 mm ² 8 AWG	8 mm <i>0.315 in</i>	720 A/1s	Green-yellow	1SNA290089R0400	1SNA291161R2500		3	1SNA291123R1700	RC810	
		4 mm ² *							4	1SNA291144R2400		
		10 mm ² 8 AWG							5	1SNA291145R2500		
D6/8.3L		6 mm ² 8 AWG	8 mm <i>0.315 in</i>	41 A 40 A	Grey Blue Orange	1SNA290418R0200 1SNA290419R0300 1SNA290420R0000	1SNA291711R2400		2	1SNA291122R1600	RC810	
		4 mm ² *							3	1SNA291123R1700		
		10 mm ² 8 AWG							4	1SNA291144R2400		
D6/8.P.3L		6 mm ² 8 AWG	8 mm <i>0.315 in</i>	720 A/1s	Green-yellow	1SNA290422R2600	1SNA291711R2400		3	1SNA291123R1700	RC810	
		4 mm ² *							4	1SNA291144R2400		
		10 mm ² 8 AWG							5	1SNA291145R2500		

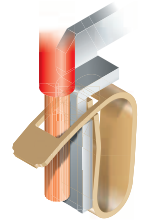
* Manufacturer value

All technical data for UL/CSA standards and dimensions in inches are shown in *italics*.

Flexible (IEC) stranded (UL/CSA) conductor - Flexible with insulated ferrule - Rigid conductor

Terminal blocks

Spring clamp technology



- Functionality through ergonomic design (alignment)
- Rated cross section up to 35 mm² / 2 AWG
- Numerous built-in functions: double jumper system, clearly visible top marker, test sockets, etc.

Type	Function	Cross section IEC UL/CSA	Spacing	Rated current	Terminal blocks		End sections	Jumper bars		Marking
					Color	Order code	Order code	Nb of poles	Order code	
Feed-through and ground terminal blocks (continued)										
D10/10.2L		10 mm ² 6 AWG	10 mm <i>0.394 in</i>	57 A 50 A	Grey Blue Orange	1SNA290291R0300 1SNA290293R0500 1SNA290292R0400	1SNA291461R2200	2	1SNA291472R2500	RC1010
		10 mm ² *						3 4 5	1SNA291474R2700 1SNA291476R2100 1SNA291478R0300	
D10/10.P.2L		10 mm ² 6 AWG	10 mm <i>0.394 in</i>	1200 A/1s	Green-yellow	1SNA290299R1300	1SNA291461R2200			RC1010
		10 mm ² *								
D10/10.3L		10 mm ² 6 AWG	10 mm <i>0.394 in</i>	57 A 50 A	Grey Blue Orange	1SNA290423R2700 1SNA290424R2000 1SNA290425R2100	1SNA291731R2000	2	1SNA291472R2500	RC1010
		10 mm ² *						3 4 5	1SNA291474R2700 1SNA291476R2100 1SNA291478R0300	
D10/10.P.3L		10 mm ² 6 AWG	10 mm <i>0.394 in</i>	1200 A/1s	Green-yellow	1SNA290427R2300	1SNA291731R2000			RC1010
		10 mm ² *								
D16/12.2L		16 mm ² 6 AWG	12 mm <i>0.472 in</i>	76 A 54 A	Grey Blue	1SNA399581R2700 1SNA399582R2000	1SNA399571R0400	2	1SNA399563R0400	RC1010
		25 mm ² 2/6 AWG								
D16/12.P.2L		16 mm ² 6 AWG	12 mm <i>0.472 in</i>	1920 A/1s	Green-yellow	1SNA399584R2200	1SNA399571R0400			RC1010
		25 mm ² 2/6 AWG								
D16/12.3L		16 mm ² 6 AWG	12 mm <i>0.472 in</i>	76 A 54 A	Grey Blue	1SNA290428R0400 1SNA290429R0500	1SNA291721R2600	2	1SNA399563R0400	RC1010
		25 mm ² 2/6 AWG								
D16/12.P.3L		16 mm ² 6 AWG	12 mm <i>0.472 in</i>	1920 A/1s	Green-yellow	1SNA290432R2000	1SNA291721R2600			RC1010
		25 mm ² 2/6 AWG								
D35/16.2L		35 mm ² 2 AWG	16 mm <i>0.630 in</i>	125 A 93 A	Grey Blue	1SNA399617R0200 1SNA399618R1300	Closed block	2	1SNA399621R0600	RC1010
		50 mm ² 2/6 AWG								
D35/16.P.2L		35 mm ² 2 AWG	16 mm <i>0.630 in</i>	4200 A/1s	Green-yellow	1SNA399620R1100	Closed block			RC1010
		50 mm ² 2/6 AWG								

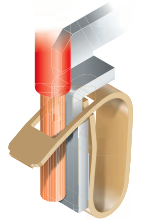
* Manufacturer value

All technical data for UL/CSA standards and dimensions in inches are shown in *italics*.

Flexible (IEC) stranded (UL/CSA) conductor - Flexible with insulated ferrule - Rigid conductor

Terminal blocks

Spring clamp technology



- Functionality through ergonomic design (alignment)
- Rated cross section up to 35 mm² / 2 AWG
- Numerous built-in functions: double jumper system, clearly visible top marker, test sockets, etc.

Type	Function	Cross section IEC UL/CSA	Spacing	Rated current	Terminal blocks		End sections	Jumper bars		Marking
					Color	Order code	Order code	Nb of poles	Order code	
Double deck terminal blocks										
D2.5/5.D2.L		2.5 mm ² 12 AWG	5 mm 0.197 in	20 A 20 A	Grey Blue	1SNA290161R0000 1SNA290163R0200	1SNA291441R2600	2 3 4 5 10	1SNA291102R2300 1SNA291103R2400 1SNA291104R2500 1SNA291105R2600 1SNA291110R2600	RC510
		1.5 mm ² *								
		4 mm ² 12 AWG								
Three level terminal blocks										
D2.5/5.T3.L		2.5 mm ² 14 AWG	5 mm 0.197 in	20 A 15 A	Grey	1SNA290456R0000	1SNA291817R1700	2 3 4 5 10	1SNA291102R2300 1SNA291103R2400 1SNA291104R2500 1SNA291105R2600 1SNA291110R2600	RC510
		1.5 mm ² *								
		4 mm ² 12 AWG								
D2.5/5.T3.P.L		2.5 mm ² 14 AWG	5 mm 0.197 in	20 A 300 A/1s	Grey-green	1SNA290458R1200	1SNA291818R2000	2 3 4 5 10	1SNA291102R2300 1SNA291103R2400 1SNA291104R2500 1SNA291105R2600 1SNA291110R2600	RC510
		1.5 mm ² *								
		4 mm ² 12 AWG								
Three level terminal blocks (continued)										
D2.5/5.T1.P.L		2.5 mm ² 14 AWG	5 mm 0.197 in	300 A/1s	Green	1SNA290459R1300	1SNA291818R2000	2 3 4 5 10	1SNA291102R2300 1SNA291103R2400 1SNA291104R2500 1SNA291105R2600 1SNA291110R2600	RC510
		1.5 mm ² *								
		4 mm ² 12 AWG								
Disconnect terminal blocks										
D2.5/5.SNBT.2L		2.5 mm ² 12 AWG	5 mm 0.197 in	10 A 8 A	Grey Orange	1SNA290041R0300 1SNA290042R0400	1SNA291061R2400	2 3 4 5 10	1SNA291102R2300 1SNA291103R2400 1SNA291104R2500 1SNA291105R2600 1SNA291110R2600	RC510
		1.5 mm ² *								
		4 mm ² 12 AWG								
D2.5/5.SNBT.4L		2.5 mm ² 12 AWG	5 mm 0.197 in	10 A 8 A	Grey Orange	1SNA290131R2200 1SNA290132R2300	1SNA291041R2000	2 3 4 5 10	1SNA291102R2300 1SNA291103R2400 1SNA291104R2500 1SNA291105R2600 1SNA291110R2600	RC510
		1.5 mm ² *								
		4 mm ² 12 AWG								
Fuse holder terminal blocks for 5 x 20 mm (0.197 x 0.787 in) and 5 x 25 mm (0.197 x 0.984 in) fuses										
D2.5/8.SFT.2L		2.5 mm ² 12 AWG	8 mm 0.315 in	6.3 A 8 A	Grey Orange	1SNA290091R2600 1SNA290092R2700	1SNA291131R1700	2 3 4 5	1SNA291122R1600 1SNA291123R1700 1SNA291144R2400 1SNA291145R2500	RC610 (on top)
		1.5 mm ² *								RC65 (on side)
		4 mm ² 12 AWG								
D2.5/8.SF...T.2L		2.5 mm ² 12 AWG	8 mm 0.315 in	6.3 A 8 A	Grey	With 110 V-220 V blown fuse indicator 1SNA290093R2000 With 110 V-220 V blown fuse indicator 1SNA290094R2100	1SNA291131R1700	2 3 4 5	1SNA291122R1600 1SNA291123R1700 1SNA291144R2400 1SNA291145R2500	RC610 (on top)
		1.5 mm ² *								RC65 (on side)
		4 mm ² 12 AWG								
D2.5/8.SNT.2L		2.5 mm ² 12 AWG	8 mm 0.315 in	6.3 A 8 A	Grey	With disconnect link bar 1SNA290097R2400	1SNA291131R1700	2 3 4 5	1SNA291122R1600 1SNA291123R1700 1SNA291144R2400 1SNA291145R2500	RC610 (on top)
		1.5 mm ² *								RC65 (on side)
		4 mm ² 12 AWG								

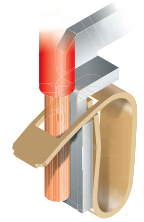
* Manufacturer value

All technical data for UL/CSA standards and dimensions in inches are shown in italic.

Flexible (IEC) stranded (UL/CSA) conductor - Flexible with insulated ferrule - Rigid conductor

Terminal blocks

Spring clamp technology



- Functionality through ergonomic design (alignment)
- Rated cross section up to 35 mm² / 2 AWG
- Numerous built-in functions: double jumper system, clearly visible top marker, test sockets, etc.

Type	Function	Cross section IEC UL/CSA	Terminal blocks				End sections		Jumper bars		Marking
			Spacing	Rated current	Color	Order code	Order code	Nb of poles	Order code		
Three level sensor terminal blocks											
D2.5/5.C3.L		1.5 mm ² 16 AWG	5 mm 0.197 in	17.5 A	Grey	1SNA290350R2100	Right + Left 1SNA290358R2500	2	1SNA291102R2300	RC55	
		1 mm ² *				With bidirectional LED 24 V			3		1SNA291103R2400
		1.5 mm ²				1SNA290352R1700			4		1SNA291104R2500
									5		1SNA291105R2600
D2.5/5.C4.L		1.5 mm ² 16 AWG	5 mm 0.197 in	17.5 A	Grey	1SNA290354R1100	Right + Left 1SNA290360R2300	34	Blue 1SNA290365R1400	RC55	
		1 mm ² *				With bidirectional LED 24 V			34		Red 1SNA290366R1500
		1.5 mm ²				1SNA290356R1300			34		Green-yellow 1SNA290367R1600
									34		
Angled terminal blocks											
D2.5/5.1.3L		2.5 mm ² 12 AWG	5 mm 0.197 in	24 A 20 A	Grey Blue Orange	1SNA399068R1700	1SNA290311R0600	2	1SNA291102R2300	RC510	
		1.5 mm ² *				1SNA399067R0600			3		1SNA291103R2400
		4 mm ² 12 AWG				1SNA399260R2000			4		1SNA291104R2500
									5		1SNA291105R2600
D2.5/5.1.P.3L		2.5 mm ² 12 AWG	5 mm 0.197 in	300 A/1s	Green-yellow	1SNA399072R0300	1SNA290311R0600	2	1SNA291102R2300	RC510	
		1.5 mm ² *							3		1SNA291103R2400
		4 mm ² 12 AWG							4		1SNA291104R2500
									5		1SNA291105R2600
D2.5/5.1.4L		2.5 mm ² 12 AWG	5 mm 0.197 in	24 A 20 A	Grey Blue Orange	1SNA399071R0200	1SNA290311R0600	2	1SNA291102R2300	RC510	
		1.5 mm ² *				1SNA399070R1500			3		1SNA291103R2400
		4 mm ² 12 AWG				1SNA399270R2200			4		1SNA291104R2500
									5		1SNA291105R2600
D2.5/5.1.P.4L		2.5 mm ² 12 AWG	5 mm 0.197 in	300 A/1s	Green-yellow	1SNA399073R0400	1SNA290311R0600	2	1SNA291102R2300	RC510	
		1.5 mm ² *							3		1SNA291103R2400
		4 mm ² 12 AWG							4		1SNA291104R2500
									5		1SNA291105R2600


* Manufacturer value

All technical data for UL/CSA standards and dimensions in inches are shown in *italics*.

Flexible (IEC) stranded (UL/CSA) conductor - Flexible with insulated ferrule - Rigid conductor

Terminal blocks

ADO System[®] technology



- With ADO System[®] technology, experience the fastest and most reliable connection on the market
- Recommended for control applications with severe constraints (corrosion, vibrations, etc.)
- Up to 4 mm² and 2 wires per connection.


Type	Function	Cross section IEC UL/CSA	Spacing	Rated current	Terminal blocks			End sections	Jumper bars		Marking
					Color	Order code		Order code	Nb of poles	Order code	
Feed-through and ground terminal blocks ADO - Screw clamp											
D2.5/5.ADO		1 mm ² 18 AWG	5 mm <i>0.197 in</i>	13.5 A 7 A	Grey Blue Orange	1SNA199554R2300 1SNA199556R2500 1SNA199555R2400	Grey	1SNA199336R2000	2	1SNA176278R1600	RC510
		3							1SNA176279R1700		
		4							1SNA176280R0500		
		5							1SNA176281R2200		
D2.5/5.P.ADO		1 mm ² 18 AWG	5 mm <i>0.197 in</i>	120 A/1s	Green-yellow	1SNA399030R0500	Grey Yellow	1SNA199336R2000 1SNA199339R0300	2		RC510
		3									
		4									
		5									
D4/6... .ADO		1.5 mm ² 16 AWG	6 mm <i>0.236 in</i>	17.5 A 18 A	Grey Blue Orange	1SNA199034R1500 1SNA199036R1700 1SNA199035R1600	Grey	1SNA199336R2000	2	1SNA176663R0000	RC610
		3							1SNA176664R0100		
		4							1SNA176665R0200		
		5							1SNA176666R0300		
D4/6.P.ADO		1.5 mm ² 16 AWG	6 mm <i>0.236 in</i>	180 A/1s	Green-yellow	1SNA199050R0100	Grey Yellow	1SNA199336R2000 1SNA199339R0300	2		RC610
		3									
		4									
		5									
D6/8... .ADO		2.5 mm ² 14 AWG	8 mm <i>0.315 in</i>	24 A 25 A	Grey Blue Orange	1SNA199042R2500 1SNA199044R2700 1SNA199043R2600	Grey	1SNA199336R2000	2	1SNA176669R1600	RC810
		3							1SNA176670R1300		
		4							1SNA176671R0000		
		5							1SNA176672R0100		
D6/8.P.ADO		2.5 mm ² 14 AWG	8 mm <i>0.315 in</i>	300 A/1s	Green-yellow	1SNA199118R2600	Grey Yellow	1SNA199336R2000 1SNA199339R0300	2		RC810
		3									
		4									
		5									
D6/8.ADO3		4 mm ² 12 AWG 1 wire only	8 mm <i>0.315 in</i>	32 A 25 A	Grey Blue Orange	1SNA399245R1500 1SNA399319R1700 1SNA399800R1700	Grey	1SNA199336R2000	2	1SNA176669R1600	RC810
		3							1SNA176670R1300		
		4							1SNA176671R0000		
		5							1SNA176672R0100		
D6/8.P.ADO3		4 mm ² 12 AWG 1 wire only	8 mm <i>0.315 in</i>	480 A/1s	Green-yellow	1SNA399251R1300	Grey Yellow	1SNA199336R2000 1SNA199339R0300	2		RC810
		3									
		4									
		5									

All technical data for UL/CSA standards and dimensions in inches are shown in *italics*.

Flexible (IEC) stranded (UL/CSA) conductor - Flexible with insulated ferrule - Rigid conductor

Terminal blocks

ADO System® technology



- With ADO System® technology, experience the fastest and most reliable connection on the market
- Double deck terminal blocks enable high wiring density to save space
- Disconnect terminal blocks allow easy opening, maintenance and current or voltage testing without disconnecting the wiring.

Type	Function	Cross section IEC <i>UL/CSA</i>	Spacing	Rated current	Terminal blocks		End sections	Jumper bars		Marking
					Color	Order code	Order code	Nb of poles	Order code	
Double deck terminal blocks ADO - Screw clamp										
D2.5/5.D2.ADO		1 mm²	5 mm <i>0.197 in</i>	13.5 A	Grey Blue	1SNA399898R0500 1SNA399899R0600	1SNA199417R1200	2	1SNA176278R1600	RC510
		1 mm²						3	1SNA176279R1700	
		1 mm²						4	1SNA176280R0500	
		1 mm²						5	1SNA176281R2200	
D4/6.D2.ADO		1.5 mm² 16 AWG	6 mm <i>0.236 in</i>	17.5 A 18 A	Grey Blue Orange	1SNA199242R0200 1SNA199244R0400 1SNA199243R0300	1SNA199417R1200	2	1SNA176663R0000	RC610
		1.5 mm² 16 AWG						3	1SNA176664R0100	
		1.5 mm² 16 AWG						4	1SNA176665R0200	
		1.5 mm² 16 AWG						5	1SNA176666R0300	
D4/6.D1.P.ADO		1.5 mm²	6 mm <i>0.236 in</i>	180 A/1s	Green-yellow	1SNA399931R2500	1SNA199417R1200			RC610
		2.5 mm²								
D6/8.D2.ADO		2.5 mm²	8 mm <i>0.315 in</i>	24 A	Grey Blue	1SNA399600R2600 1SNA399602R1400	1SNA199417R1200	2	1SNA176669R1600	RC810
		2.5 mm²						3	1SNA176670R1300	
		2.5 mm²						4	1SNA176671R0000	
		2.5 mm²						5	1SNA176672R0100	
D6/8.D2.ADO		2.5 mm²						10	1SNA176673R0200	
		2.5 mm²								
Disconnect terminal blocks ADO - Screw clamp										
D2.5/5.SN.ADO		1 mm²	5 mm <i>0.197 in</i>	10 A	Grey	1SNA399226R0200	1SNA199352R0000			RC510
		1 mm²			Grey	+ test Ø 2 mm / 0.079 in 1SNA399228R1400				
		1 mm²								
D4/6.SN.ADO		1.5 mm² 16 AWG	6 mm <i>0.236 in</i>	10 A 10 A	Grey	1SNA199107R2400	1SNA199352R0000			RC610
		1.5 mm² 16 AWG			Grey	+ test Ø 2 mm / 0.079 in 1SNA199235R2300				
		1.5 mm² 16 AWG								
D4/8.SN.ADO		2.5 mm² 14 AWG	8 mm <i>0.315 in</i>	15 A 15 A	Grey	1SNA199137R1100	1SNA199352R0000			RC810
		2.5 mm² 14 AWG			Grey	+ test Ø 2 mm / 0.079 in 1SNA199139R2300				
		2.5 mm² 14 AWG								

Benefits

Reliable and safe:

- Vibration and corrosion proof
- High density capacity
- Well adapted to special wires.




All technical data for UL/CSA standards and dimensions in inches are shown in *italics*.

Flexible (IEC) stranded (UL/CSA) conductor - Flexible with insulated ferrule - Rigid conductor

Terminal blocks

ADO System® technology



- With ADO System® technology, experience the fastest and most reliable connection on the market
- ADO System® fuse range provides circuit protection for control applications
- Some terminal blocks include built-in blown fuse indicators for easier maintenance.

Type	Function	Cross section IEC UL/CSA	Spacing	Rated current	Terminal blocks		End sections	Jumper bars		Marking
					Color	Order code	Order code	Nb of poles	Order code	
Fuse holder terminal blocks 5 x 20 (0.197 x 0.787 in) and 5 x 25 (0.197 x 0.984 in) ADO - Screw clamp										
D4/8.SF...I.ADO		1.5 mm²	8 mm 0.315 in	6.3 A	Grey	1SNA399785R0300	1SNA399758R2700			RC810
		1.5 mm²			Grey	1SNA399777R1200				
D4/8.SFL.I.ADO		1.5 mm²	8 mm 0.315 in	6.3 A	Grey	1SNA399780R1200	1SNA399758R2700			RC810
		1.5 mm²			Grey	1SNA399781R0700				
D4/8.SNN.I.ADO		1.5 mm²	8 mm 0.315 in	10 A	Grey	1SNA399778R2300	1SNA399758R2700			RC810
D4/8.SF...I.ADO2		2.5 mm²	8 mm 0.315 in	6.3 A	Grey	1SNA399763R1400	1SNA399758R2700			RC810
		2.5 mm²			Grey	1SNA399762R1300				
D4/8.SFL.I.ADO2		2.5 mm²	8 mm 0.315 in	6.3 A	Grey	1SNA399767R1000	1SNA399758R2700			RC810
		2.5 mm²			Grey	1SNA399769R2200				
D4/8.SNN.I.ADO2		2.5 mm²	8 mm 0.315 in	10 A	Grey	1SNA399765R1600	1SNA399758R2700			RC810

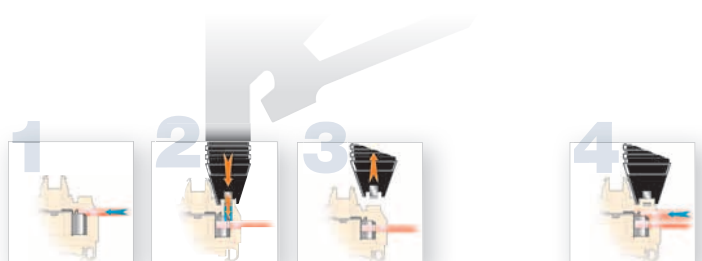
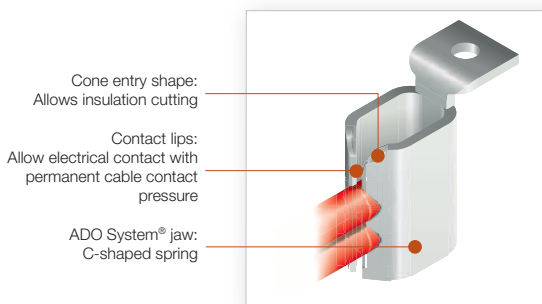
Principle

The elastic C-shaped spring ensures the electrical contact and can fit up to two conductors (of the same size and type).

The jaw will never be permanently deformed and thus the contact pressure will always remain constant.

Instructions:

1. Insert the unstripped wire into the ADO System® jaw until it butts.
2. Position the tool in the recess, pull the trigger fully then release it.
3. Remove the trigger (the tool will not be released if the connection is not completed).
4. Follow the same procedure if a second wire needs to be connected (of the same size and type). The first wire will be held securely by the clamp as the second wire is connected.



Two conductors

All technical data for UL/CSA standards and dimensions in inches are shown in *italics*.

Flexible (IEC) stranded (UL/CSA) conductor - Flexible with insulated ferrule - Rigid conductor

Terminal blocks

ADO System® technology



- With ADO System® technology, experience the fastest and most reliable connection on the market
- Recommended for control applications with severe constraints (corrosion, vibrations, etc.)
- Up to 4 mm² and 2 wires per connection.

Type	Function	Cross section IEC /UL/CSA	Spacing	Rated current	Terminal blocks			End sections		Jumper bars		Marking
					Color	Order code		Order code	Nb of poles	Order code		
Feed-through and ground terminal blocks ADO - ADO												
D1/5.ADO		1 mm ² 18 AWG	5 mm <i>0.197 in</i>	13.5 A 7 A	Grey	1SNA199563R2400	Grey	1SNA199341R0500		2	1SNA176278R1600	RC510
		Blue			1SNA199565R2600	3				1SNA176279R1700		
		Orange			1SNA199564R2500	4				1SNA176280R0500		
		5	1SNA176281R2200									
		10	1SNA176282R2300									
D1/5.P.ADO		1 mm ² 18 AWG	5 mm <i>0.197 in</i>	120 A/1s	Green-yellow	1SNA399031R2200	Grey	1SNA199341R0500				RC510
						Yellow	1SNA199343R0700					
		1 mm ² 18 AWG										
D1.5/6... ADO		1.5 mm ² 16 AWG	6 mm <i>0.236 in</i>	17.5 A 18 A	Grey	1SNA199051R2600	Grey	1SNA199341R0500		2	1SNA176663R0000	RC610
		Blue			1SNA199053R2000	3				1SNA176664R0100		
		Orange			1SNA199052R2700	4				1SNA176665R0200		
		5	1SNA176666R0300									
		10	1SNA176667R0400									
D1.5/6.P.ADO		1.5 mm ² 16 AWG	6 mm <i>0.236 in</i>	180 A/1s	Green-yellow	1SNA199098R2600	Grey	1SNA199341R0500				RC610
						Yellow	1SNA199343R0700					
		1.5 mm ² 16 AWG										
D2.5/8... ADO		2.5 mm ² 14 AWG	8 mm <i>0.315 in</i>	24 A 25 A	Grey	1SNA199059R0600	Grey	1SNA199341R0500		2	1SNA176669R1600	RC810
		Blue			1SNA199061R2000	3				1SNA176670R1300		
		Orange			1SNA199060R0300	4				1SNA176671R0000		
		5	1SNA176672R0100									
		10	1SNA176673R0200									
D2.5/8.P.ADO		2.5 mm ² 14 AWG	8 mm <i>0.315 in</i>	300 A/1s	Green-yellow	1SNA199091R1700	Grey	1SNA199341R0500				RC810
						Yellow	1SNA199343R0700					
		2.5 mm ² 14 AWG										
D4/8.ADO		4 mm ² 12 AWG 1 wire only	8 mm <i>0.315 in</i>	32 A 25 A	Grey	1SNA399244R1400	Grey	1SNA199341R0500		2	1SNA176669R1600	RC810
		Blue			1SNA399318R1600	3				1SNA176670R1300		
		Orange			1SNA399801R0400	4				1SNA176671R0000		
		5	1SNA176672R0100									
		10	1SNA176673R0200									
D4/8.P.ADO		4 mm ² 12 AWG 1 wire only	8 mm <i>0.315 in</i>	480 A/1s	Green-yellow	1SNA399250R2600	Grey	1SNA199341R0500				RC810
						Yellow	1SNA199343R0700					
		4 mm ² 12 AWG 1 wire only										

All technical data for UL/CSA standards and dimensions in inches are shown in *italics*.

Flexible (IEC) stranded (UL/CSA) conductor – Flexible with insulated ferrule – Rigid conductor

Terminal blocks

ADO System® technology



- With ADO System® technology, experience the fastest and most reliable connection on the market
- Recommended for control applications with severe constraints (corrosion, vibrations, etc.)
- Up to 4 mm² and 2 wires per connection.

Type	Function	Cross section IEC UL/CSA	Terminal blocks				End sections	Jumper bars		Marking
			Spacing	Rated current	Color	Order code	Order code	Nb of poles	Order code	
Double deck terminal blocks ADO - ADO										
D1/5.D2.ADO		1 mm ²	5 mm <i>0.197 in</i>	13.5 A	Grey Blue	1SNA399896R2300 1SNA399897R2400	1SNA199476R2500	2 3 4 5 10	1SNA176278R1600 1SNA176279R1700 1SNA176280R0500 1SNA176281R2200 1SNA176282R2300	RC510
		1 mm ²								
D1.5/6.D2.ADO		1.5 mm ²	6 mm <i>0.236 in</i>	17.5 A	Grey Blue Orange	1SNA199480R2600 1SNA199482R1400 1SNA199481R1300	1SNA199476R2500	2 3 4 5 10	1SNA176663R0000 1SNA176664R0100 1SNA176665R0200 1SNA176666R0300 1SNA176667R0400	RC610
		1.5 mm ²								
Disconnect terminal blocks ADO - ADO										
D1/5.SNT2.ADO		1 mm ²	5 mm <i>0.197 in</i>	10 A	Grey	1SNA399231R0700	1SNA199354R0200			RC510
D1.5/6.SNT2.ADO		1.5 mm ² 16 AWG	6 mm <i>0.236 in</i>	10 A 8 A	Grey Blue	1SNA199144R2000 1SNA199591R1100	1SNA199354R0200			RC610
		1.5 mm ² 16 AWG								
D2.5/8.SNT2.ADO		2.5 mm ² 14 AWG	8 mm <i>0.315 in</i>	15 A 15 A	Grey Orange	1SNA199231R2700 1SNA199232R2000	1SNA199354R0200			RC810

All technical data for UL/CSA standards and dimensions in inches are shown in italic.

Flexible (IEC) stranded (UL/CSA) conductor - Flexible with insulated ferrule - Rigid conductor

Terminal blocks

ADO System® technology



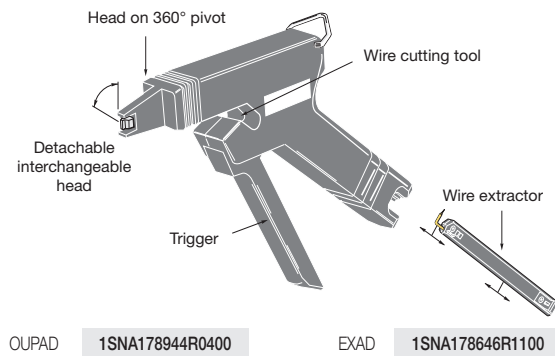
- With ADO System® technology, experience the fastest and most reliable connection on the market
- Recommended for control applications with severe constraints (corrosion, vibrations, etc.)
- Up to 4 mm² and 2 wires per connection.

Type	Function	Cross section IEC /UL/CSA	Spacing	Rated current	Terminal blocks		End sections	Jumper bars		Marking
					Color	Order code	Order code	Nb of poles	Order code	
Fuse holder terminal blocks 5 x 20 (0.197 x 0.787 in) and 5 x 25 (0.197 x 0.984 in) ADO - ADO										
D1.5/8.SFT.ADO		1.5 mm ² 16 AWG	8 mm 0.315 in	6.3 A 8 A	Grey	1SNA199208R1100 *	1SNA199382R2700			RC810
		1.5 mm ² 16 AWG								
D1.5/8.SF...T.ADO		1.5 mm ² 16 AWG	8 mm 0.315 in	6.3 A 8 A	Grey	With 110 V-220 V blown fuse indicator 1SNA199211R2300 *	1SNA199382R2700			RC810
		1.5 mm ² 16 AWG								
D1.5/8.SNNT.ADO		1.5 mm ² 16 AWG	8 mm 0.315 in	10 A 8 A	Grey	With disconnect link bar 1SNA199210R0600 *	1SNA199382R2700			RC810
		1.5 mm ² 16 AWG								
D2.5/8.SFT.ADO2		2.5 mm ² 14 AWG	8 mm 0.315 in	6.3 A 10 A	Grey	1SNA199184R1100 *	1SNA199382R2700			RC810
		2.5 mm ² 14 AWG								
D2.5/8.SF...T.ADO2		2.5 mm ² 14 AWG	8 mm 0.315 in	6.3 A 10 A	Grey	With 110 V-220 V blown fuse indicator 1SNA199187R1400 *	1SNA199382R2700			RC810
		2.5 mm ² 14 AWG								
D2.5/8.SNNT.ADO2		2.5 mm ² 14 AWG	8 mm 0.315 in	10 A 10 A	Grey	With disconnect link bar 1SNA199186R1300 *	1SNA199382R2700			RC810
		2.5 mm ² 14 AWG								

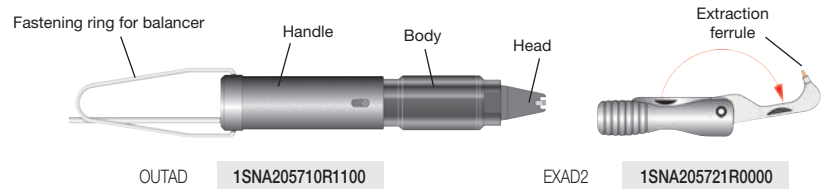
* With 2 or 2.3 mm (0.079 or 0.091 in) diameter screw test socket

Tools

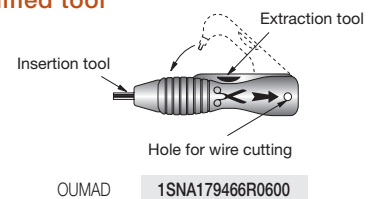
Semi-automatic tool



Pneumatic tool kit



Simplified tool



All technical data for UL/CSA standards and dimensions in inches are shown in *italics*.

Flexible (IEC) stranded (UL/CSA) conductor - Flexible with insulated ferrule - Rigid conductor

Terminal blocks

Power



- Rated cross section up to 300 mm² / 1000 kcmil, IP20 protection cover
- Holding foot on DIN 3 rail with two positions for easy mounting, lug mounting in accordance with NF C20-130 and DIN 46234, various marking options, rail or base mounting.

Type	Function	Cross section IEC UL/CSA	Spacing	Rated current	Terminal blocks		Covers	Jumper bars		Marking
					Color	Order code	Order code	Nb of poles	Order code	
Power terminal blocks - Stud - stud										
D35/27.FF		35 mm ² 1 AWG	27 mm <i>1.063 in</i>	125 A <i>125 A</i>	Grey	Without cover 1SNA190001R2000	1SNA190016R1600	2 3	1SNA205772R1300 1SNA205773R1400	RC810
		35 mm ² 1 AWG								
D70/32.FF		70 mm ² 000 AWG	32 mm <i>1.260 in</i>	192 A <i>170 A</i>	Grey	Without cover 1SNA190002R2100	1SNA190017R1700	2 3	1SNA205774R1500 1SNA205775R1600	RC810
		70 mm ² 000 AWG								
D120/42.FF		120 mm ² 300 kcmil	42 mm <i>1.654 in</i>	269 A <i>269 A</i>	Grey	Without cover 1SNA190003R2200	1SNA190018R2000	2 3	1SNA205776R1700 1SNA205777R1000	RC810
		150 mm ² 300 kcmil								
D185/55.FF		185 mm ² 500 kcmil	55 mm <i>2.165 in</i>	353 A <i>353 A</i>	Grey	Without cover 1SNA190004R2300	1SNA190019R2100	2 3	1SNA205778R2100 1SNA205779R2200	RC810
		185 mm ² 500 kcmil								
D300/55.FF		300 mm ² 1000 kcmil	55 mm <i>2.165 in</i>	520 A <i>460 A</i>	Grey	Without cover 1SNA190005R2400	1SNA190019R2100	2 3	1SNA205778R2100 1SNA205779R2200	RC810
		300 mm ² 1000 kcmil								
Power terminal blocks - Stud - screw clamp										
D35/27.AF		35 mm ² 1 AWG	27 mm <i>1.063 in</i>	125 A <i>130 A</i>	Grey	With cover 1SNA190006R2500	1SNA190016R1600	2 3	1SNA205772R1300 1SNA205773R1400	RC810
		35 mm ² 1 AWG								
D70/32.AF		70 mm ² 000 AWG	32 mm <i>1.260 in</i>	192 A <i>165 A</i>	Grey	With cover 1SNA190007R2600	1SNA190017R1700	2 3	1SNA205774R1500 1SNA205775R1600	RC810
		95 mm ² 000 AWG								
D120/42.AF		120 mm ² 300 kcmil	42 mm <i>1.654 in</i>	269 A <i>240 A</i>	Grey	With cover 1SNA190008R0700	1SNA190018R2000	2 3	1SNA205778R2100 1SNA205779R2200	RC810
		95 mm ² 000 AWG								
D185/55.AF		185 mm ² 500 kcmil	55 mm <i>2.165 in</i>	353 A <i>320 A</i>	Grey	With cover 1SNA190009R0000	1SNA190019R2100	2 3	1SNA205778R2100 1SNA205779R2200	RC810
		240 mm ² 500 kcmil								


All technical data for UL/CSA standards and dimensions in inches are shown in *italic*.









































Flexible (IEC) stranded (UL/CSA) conductor - Flexible with insulated ferrule - Rigid conductor

Terminal blocks - SNK series




PI-Spring screwless pluggable technology

- Free your connection: Our exclusive PI-Spring screwless technology combines the performance of spring clamp terminal blocks with the flexibility of tool-free direct plug-in connection.



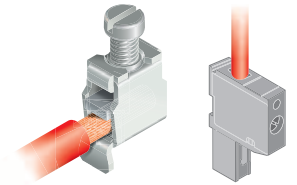
Type	Function	Cross section IEC UL/CSA	Spacing	Rated current	Terminal blocks		End section	Jumper bars		Marking	
					Color	Order code	Order code	Nb of poles	Order code		
Feed-through terminal blocks											
 ZDP2.5-11		 2.5 mm ² 12 AWG	5.2 mm 0.205 in	24 A 20 A	Grey	1SNK805011R0000	1SNK605910R0000	2	1SNK905302R0000	MC512 MC512PA	
		 2.5 mm ² 12 AWG						3	1SNK905303R0000		
		 2.5 mm ² 12 AWG						4	1SNK905304R0000		
		 2.5 mm ² 12 AWG						5	1SNK905305R0000		
		 2.5 mm ² 12 AWG						10	1SNK905310R0000		
 2.5 mm ² 12 AWG	50	1SNK905350R0000									
 ZDP2.5-22		 2.5 mm ² 12 AWG	5.2 mm 0.205 in	24 A 20 A	Grey	1SNK805012R0000	1SNK805912R0000	2	1SNK905302R0000	MC512 MC512PA	
		 2.5 mm ² 12 AWG						3	1SNK905303R0000		
		 2.5 mm ² 12 AWG						4	1SNK905304R0000		
		 2.5 mm ² 12 AWG						5	1SNK905305R0000		
		 2.5 mm ² 12 AWG						10	1SNK905310R0000		
 2.5 mm ² 12 AWG	50	1SNK905350R0000									
Double deck terminal blocks											
 ZDP2.5-D2		 2.5 mm ² 12 AWG	5.2 mm 0.205 in	22 A 20 A	Grey	2 circuits 1SNK805210R0000	1SNK805960R0000	2	1SNK905302R0000	MC512 MC512PA	
		 2.5 mm ² 12 AWG						3	1SNK905303R0000		
		 2.5 mm ² 12 AWG						4	1SNK905304R0000		
		 2.5 mm ² 12 AWG						5	1SNK905305R0000		
		 2.5 mm ² 12 AWG						10	1SNK905310R0000		
 2.5 mm ² 12 AWG	50	1SNK905350R0000									
 ZDP2.5-D1		 2.5 mm ² 12 AWG	5.2 mm 0.205 in	22 A 20 A	Grey	1 circuits 1SNK805211R0000	1SNK805960R0000	2	1SNK905302R0000	MC512 MC512PA	
		 2.5 mm ² 12 AWG						3	1SNK905303R0000		
		 2.5 mm ² 12 AWG						4	1SNK905304R0000		
		 2.5 mm ² 12 AWG						5	1SNK905305R0000		
		 2.5 mm ² 12 AWG						10	1SNK905310R0000		
 2.5 mm ² 12 AWG	50	1SNK905350R0000									
Plugs for pluggable terminal blocks											
 C2.5-ZDP...		 2.5 mm ² 12 AWG	5.2 mm 0.205 in	24 A 20 A	Grey	Plug 1SNK805710R0000		 PT-3	Cable clamp 1SNK900625R0000	MC512 MC512PA	
		 2.5 mm ² 12 AWG									Plug without outer nubs 1SNK805711R0000
		 2.5 mm ² 12 AWG									
Accessories for pluggable terminal blocks											
 VRD-5	Locking device		5.2 mm 0.205 in			Black	1SNK900626R0000				
 COP-ZDP	Coding pegs					Dark grey	1SNK900635R0000				

All the technical data for UL/CSA standard and dimensions in inches are in italic.













 Flexible (IEC) stranded (UL/CSA) conductor -  Flexible with insulated ferrule -  Rigid conductor

Terminal blocks

Screw clamp pluggable technology



- Pluggable terminal blocks make the wiring process easier by combining plug & play functions with pre-wired harnesses
- All terminals include coding systems, plug locking devices, etc.

Type	Function	Cross section IEC <i>UL/CSA</i>	Spacing	Rated current	Terminal blocks		Accessories		Plugs		Marking	
					Color	Order code	Nb of poles	Order code	Nb of poles	Order code		
Feed-through terminal blocks												
 MA2.5/5-CPE		 2.5 mm² 12 AWG	5.08 mm <i>0.200 in</i>	12 A <i>10 A</i>	Grey	1SNA115957R1200	2 3 4 5 10	End section	2 3 4 5 8 10 12	1SNA118368R1600	1SNA094302R2100 1SNA094303R2200 1SNA094304R2300 1SNA094305R2400 1SNA094308R0700 1SNA094310R2400 1SNA094312R1200	RC510
		Jumpers						1SNA176278R1600				
		1SNA176279R1700										
		1SNA176280R0500										
 MA2.5/5-2CPE		 2.5 mm² 12 AWG	5.08 mm <i>0.200 in</i>	12 A <i>10 A</i>	Grey	1SNA115964R1100	2 3 4 5 10	End section	2 3 4 5 8 10 12	1SNA215038R2000	1SNA094302R2100 1SNA094303R2200 1SNA094304R2300 1SNA094305R2400 1SNA094308R0700 1SNA094310R2400 1SNA094312R1200	RC510
		Jumpers						1SNA176278R1600				
		1SNA176279R1700										
		1SNA176280R0500										
 MA2.5/5D2-2CPE		 2.5 mm² 12 AWG	5.08 mm <i>0.200 in</i>	12 A <i>10 A</i>	Grey	1SNA115961R1600	2 3 4 5 10	End section	2 3 4 5 8 10 12	1SNA215071R2100	1SNA094302R2100 1SNA094303R2200 1SNA094304R2300 1SNA094305R2400 1SNA094308R0700 1SNA094310R2400 1SNA094312R1200	RC510
		Jumpers						1SNA176278R1600				
		1SNA176279R1700										
		1SNA176280R0500										
 MA2.5/5.D-2CPE		 2.5 mm² 12 AWG	5.08 mm <i>0.200 in</i>	12 A <i>10 A</i>	Grey	2 connected levels 1SNA115962R1700	2 3 4 5 10	End section	2 3 4 5 8 10 12	1SNA215071R2100	1SNA094302R2100 1SNA094303R2200 1SNA094304R2300 1SNA094305R2400 1SNA094308R0700 1SNA094310R2400 1SNA094312R1200	RC510
		Jumpers				1SNA176278R1600						
		1SNA176279R1700										
		1SNA176280R0500										

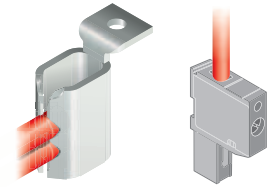
* Manufacturer value

All technical data for UL/CSA standards and dimensions in inches are shown in italic.

 Flexible (IEC) stranded (UL/CSA) conductor –
  Flexible with insulated ferrule –
  Rigid conductor

Terminal blocks

ADO System® pluggable technology



- Pluggable terminal blocks make the wiring process easier by combining plug & play functions with pre-wired harnesses
- All terminals include coding systems, plug locking devices, etc.

Type	Function	Cross section IEC UL/CSA	Spacing	Rated current	Terminal blocks			Accessories		Plugs		Marking					
					Color	Order code	Nb of poles	Order code	Nb of poles	Order code							
Feed-through terminal blocks																	
D1.5/7.ADO-CPE		1.5 mm² 16 AWG	7.62 mm 0.300 in	16 A 15 A	Grey	1SNA290486R2700	2	End section 1SNA291832R1600	All of these plugs are compatible with all D..ADO-CPE terminal blocks		RB-12W7						
							5	Jumpers 1SNA290451R0300									
							10	1SNA290452R0400 1SNA290453R0500									
D2.5/7.ADO-CPE		2.5 mm² 14 AWG	7.62 mm 0.300 in	24 A 15 A	Grey	1SNA290483R2400	2	End section 1SNA291832R1600				Plug 0.34-1.5 mm² 22-16 AWG		RB-12W7			
							5	Jumpers 1SNA290451R0300									
							10	1SNA290452R0400 1SNA290453R0500									
D4/7.ADO-CPE		4 mm² 12 AWG	7.62 mm 0.300 in	24 A 18 A	Grey	1SNA290481R2200	2	End section 1SNA291832R1600							Plug 1-2.5 mm² 16-14 AWG		RB-12W7
							5	Jumpers 1SNA290451R0300									
							10	1SNA290452R0400 1SNA290453R0500									
D1.5/7.2ADO-CPE		1.5 mm² 16 AWG	7.62 mm 0.300 in	16 A 15 A	Grey	1SNA290487R2000	2	End section 1SNA291833R1700									
							3	Jumpers 1SNA290451R0300									
							4	1SNA290452R0400									
5	1SNA290453R0500																
6	1SNA290453R0500																
10	1SNA290453R0500																
D2.5/7.2ADO-CPE		2.5 mm² 14 AWG	7.62 mm 0.300 in	24 A 18 A	Grey	1SNA290484R2500	2	End section 1SNA291833R1700	Plug 1-2.5 mm² 16-14 AWG		RB-12W7						
							5	Jumpers 1SNA290451R0300									
							10	1SNA290452R0400 1SNA290453R0500									
D4/7.2ADO-CPE		4 mm² 12 AWG	7.62 mm 0.300 in	24 A 18 A	Grey	1SNA290482R2300	2	End section 1SNA291833R1700				Plug 1-2.5 mm² 16-14 AWG		RB-12W7			
							5	Jumpers 1SNA290451R0300									
							10	1SNA290452R0400 1SNA290453R0500									

All technical data for UL/CSA standards and dimensions in inches are shown in italic.

Flexible (IEC) stranded (UL/CSA) conductor - Flexible with insulated ferrule - Rigid conductor

Interfast

Make your PLC wiring easy!

Connecting a PLC to the operative parts is hard work.


Transferring the different signals from your PLC to terminal blocks, using a single-wire connection system, requires a good deal of time and accuracy. Fortunately, we have the solution!

Forget about the countless wires and the risk of contact reversal. Try Interfast, ABB's pre-wiring system for PLCs.


And to better meet your requirements ABB goes even further.

If you need to gain more space in your cabinet, try our new ultra-compact interface modules.

With a 50 mm width and optimised dimensions, you gain up to 60% more space.



Save up to 98%
of your time
during installation



The benefits that make Interfast so competitive, user-friendly and flexible:

Optimise the space in your cabinet

Our compact and ultra-compact interface modules make components easy to handle inside the cabinet.

Reduce your costs

Wiring is quicker and therefore less expensive. The number of cables, terminal blocks and other elements used in a classic wiring system is dramatically reduced.

Save time

The time you save on wiring can be used for more demanding tasks.

Main features of our interface modules:

- 1 to 4-wire connection
- Input voltage up to 250 V
- Current up to 2 A
- Disconnect and protect channels
- Signal indicators
- Test points for current and voltage measurement
- IP20 protection
- PLC protection with fuse and I/O isolation (2.5 kV)
- Heavy-duty industrial connectors
- Relay for switching 16 A/250 V
- Pluggable relays and optocouplers
- Forcing and interrupting relay control
- Interface modules dedicated to solenoid valve control
- Various accessories to make your installation and maintenance easy
- More than 50 interface modules and 4 lengths of cables.

Interfast

Choose flexibility

Whatever PLC and I/O cards you use, ABB provides complete and pre-tested solutions adapted to your needs.


Interfast offers you a fast and error-free system.

The system is composed of three main parts:

- Front adaptors that simply plug into the I/O board
- Pre-wired and pre-tested cables available in different lengths and pluggable in a few seconds
- Passive and active interface modules that replace traditional terminal blocks.

Interfast is perfectly compatible with most PLCs on the market, including:

- ABB
- Ge-Fanuc
- Mitsubishi
- Omron
- Rockwell
- Schneider
- Siemens.



Flexible installation

Thanks to our complete plug-and-play system, maintaining and replacing your installation has never been so easy.

Reliable wiring

All our products are tested and wiring errors are no longer possible.

Everything in your cabinet can be easily identified

Installation is clear and cable strands are easy to locate.

Solutions for all your requirements

- Find exactly what you need from our wide range of interface modules
- From simple connecting modules to decoupling modules, many applications can be covered. And with our Modular System, you can design your own interface modules to suit your specific needs.

Interfast

ABB's know-how provides the solution for your wiring

The Interfast pre-wiring system is recognised as a smart and efficient solution for a wide range of applications in various markets.

With its set of products fully designed to make your PLC wiring easy, Interfast meets all your requirements: relay switching, optocoupler isolation, or circuit protection.

Interfast can be used in the following sectors:




- Automotive
- Mining
- Cement
- Oil & gas
- Chemicals and petrochemicals
- Pulp & paper
- Electric power
- Town planning infrastructures
- Metals
- Water and wastewater.

ABB exclusivity

Interfast MS - Modular system based on terminal block technology



Interfast PCB - Standard or compact modules



Interfast series


Description	Order code 16-channel	Order code 8-channel	Order code 16-channel	Order code 8-channel
Connecting Interfast MS with omniconnect connector				
Without LED				
Single wire	1SNA621017R1200	1SNA621016R1100		
Single wire redundancy	1SNA631005R2100	1SNA631004R2000	1SNA631007R2300	1SNA631006R2200
Single wire with fuse	1SNA631013R1000			
Two wire	1SNA631025R1400	1SNA631024R1300	1SNA631027R1600	1SNA631026R1500
Two, three or four wire	1SNA631055R2200	1SNA631054R2100	1SNA631061R2000	1SNA631060R0300
Interruptible single wire	1SNA631017R1400	1SNA631016R1300		
Interruptible two, three or four wire	1SNA631083R1700	1SNA631082R1600	1SNA631081R1500	1SNA631080R2000
With LED				
Description				
Order code				
32-channel				
Single wire	1SNA631001R2500		1SNA631003R2700	



Description	Order code 16-channel	Order code 8-channel	Order code 16-channel	Order code 8-channel
Connecting Interfast PCB with HE10 connector				
Without LED				
Single wire	1SNA020867R2000		1SNA020870R0700	
Two wire with fuse	1SNA020803R2100	1SNA020802R2000		
Two or three wire	1SNA020868R0100		1SNA020871R2400	
Three wire with fuse				1SNA020874R2700
Interruptible single wire	1SNA020869R0200		1SNA020872R2500	
Interruptible three wire with fuse			1SNA020873R2600	
With LED				




Description	Order code 16-channel	Order code 8-channel	Order code 16-channel	Order code 8-channel
Connecting Interfast PCB with omniconnect connector				
Without LED				
Single wire	1SNA020859R0000		1SNA020863R2400	
Two or three wire	1SNA020860R0500		1SNA020864R2500	
Three wire with fuse	1SNA020861R2200	1SNA020857R2600	1SNA020865R2600	1SNA020858R0700
Interruptible single wire	1SNA020862R2300		1SNA020866R2700	
With LED				

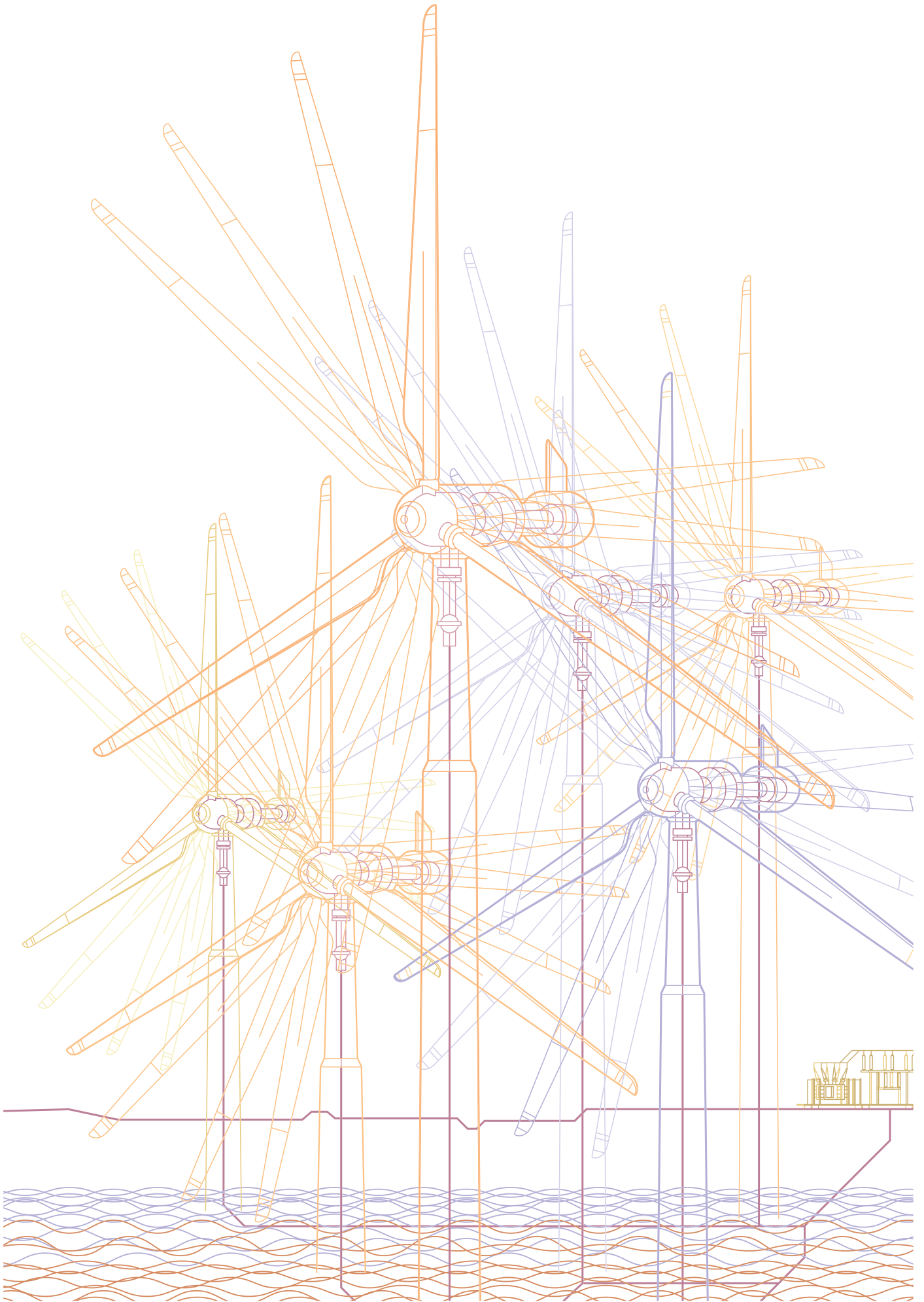


Description	Order code 16-channel	Order code 8-channel
Decoupling Interfast MS with omniconnect connector		
N relay output interface 1SPDT without led	1SNA631124R1400	
N relay output interface 1SPDT	1SNA631125R1500	
N/P relay output interface 1SPDT	1SNA631181R1600	1SNA631182R1700
Universal interface without led	1SNA631151R2700	1SNA631158R0600
Universal interface with led on the power supply	1SNA631179R0300	1SNA631177R2100
Universal interface with led on the power supply and channels	1SNA631180R2100	1SNA631178R0200



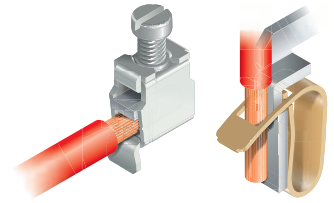
Description	Order code 16 relays with HE10	Order code 16 relays with omniconnect and HE10	Order code 8 relays with omniconnect
Decoupling Interfast PCB with omniconnect or HE10 connector			
N/P relay output interface 1NO	1SNA020954R2700		
N/P relay output interface 1NO for solenoid valve control		1SNA020836R1100	1SNA020830R2700
N/P relay output interface 1NO with fuse on common contact	1SNA020800R0200		
N/P relay output interface 1SPDT		1SNA020831R1400	1SNA020826R1700
N/P relay output interface 1SPDT compact	1SNA020953R2600		
N/P relay output interface 1SPDT with fuse on common contact		1SNA020833R1600	1SNA020828R2100
N/P relay output interface 1SPDT with interruptible terminal		1SNA020835R1000	1SNA020829R2200
N/P relay output interface 1SPDT with coil override		1SNA020834R1700	
N/P relay output interface 1DPDT		1SNA020832R1500	1SNA020827R1000
N/P relay input interface 1NO	1SNA020955R2000		
N/P relay input interface 1NO with fuse on common contact	1SNA020856R2500		





Miniblocks

Screw clamp and spring clamp technologies



Miniblocks offer compact dimensions and are the preferred solution for applications with space constraints. Many mounting options are available (panel mount, DIN 2 and 3 rail) for universal use (cabinets, boxes, plates, etc.).


Type	Function	Cross section IEC UL/CSA	Terminal blocks			End sections		Jumper bars		Marking
			Spacing	Rated current	Color	Order code	Order code	Nb of poles	Order code	
Screw clamp feed-through and ground miniblocks - DIN2 mounting										
DR1.5/4		1.5 mm ²	4 mm <i>0.157 in</i>	17.5 A	Grey	1SNA110106R2500	1SNA215580R2100	2 3 5 10	1SNA205735R0600 1SNA205736R0700 1SNA205737R0000 1SNA205738R1100	RC410
		1 mm ² *								
		1.5 mm ²								
		1.5 mm ² 18 AWG								
DR1.5/5		1.5 mm ² 18 AWG	5 mm <i>0.197 in</i>	20 A 20 A	Grey	1SNA115510R1600	1SNA117318R2300	2 3 4 5 10	1SNA176704R0200 1SNA176705R0300 1SNA176706R0400 1SNA176707R0500 1SNA176708R1600	RC55
		1 mm ² *			Grey	1SNA112086R0200				
		1.5 mm ² 18 AWG								
		4 mm ² 12 AWG								
DR4/6...		4 mm ² 12 AWG	6 mm <i>0.236 in</i>	32 A 20 A / 10 A	Grey	1SNA110251R0500	1SNA117600R0300	2 3 4 5 10	1SNA173217R2600 1SNA173218R0700 1SNA173219R0000 1SNA173221R2200 1SNA173226R2700	RC65
		2.5 mm ² *			Grey	1SNA110491R1700				
		4 mm ² 12 AWG			Blue	1SNA120491R1100				
		4 mm ² 12 AWG			Green-Yellow	1SNA160496R2600				
						1SNA103975R2100		no jumper		
Screw clamp miniblocks for 5 x 20 mm (0.197 x 0.787 in) and 5 x 25 mm (0.196 x 0.984 in) fuses - DIN2 mounting										
DR4/8.SF		4 mm ² 12 AWG (CSA only)	8 mm <i>0.315 in</i>	6.3 A 6.3 A (CSA only)	Grey	1SNA110368R1200	1SNA116951R1500			RC810
		2.5 mm ² *								
		4 mm ² 12 AWG (CSA only)								
		4 mm ² 12 AWG (CSA only)								
Spring clamp feed-through miniblocks - DIN3 mounting										
DS2.5/5...2L		2.5 mm ² 12 AWG	5 mm <i>0.197 in</i>	24 A 15 A	Grey	1SNA290221R0400	1SNA291301R0200	2 3 4 5 10	1SNA291102R2300 1SNA291103R2400 1SNA291104R2500 1SNA291105R2600 1SNA291110R2600	RC55
		2.5 mm ² *			Blue	1SNA290223R0600				
		2.5 mm ² 12 AWG								
		2.5 mm ² 12 AWG								
DS2.5/10...4L		2.5 mm ² 12 AWG	10 mm <i>0.394 in</i>	24 A 15 A	Grey	1SNA290231R0600	1SNA291301R0200	2 3 4 5	1SNA291322R2600 1SNA291323R2700 1SNA291324R2000 1SNA291325R2100	RC55
		2.5 mm ² *			Blue	1SNA290233R0000				
		2.5 mm ² 12 AWG								
		2.5 mm ² 12 AWG								
Spring clamp feed-through miniblocks - DIN2 mounting										
DR2.5/5...2L		2.5 mm ² 12 AWG	5 mm <i>0.197 in</i>	24 A 15 A	Grey	1SNA290201R1100	1SNA291301R0200	2 3 4 5 10	1SNA291102R2300 1SNA291103R2400 1SNA291104R2500 1SNA291105R2600 1SNA291110R2600	RC55
		2.5 mm ² *			Blue	1SNA290203R1300				
		2.5 mm ² 12 AWG								
		2.5 mm ² 12 AWG								
DR2.5/10...4L		2.5 mm ² 12 AWG	10 mm <i>0.394 in</i>	24 A 15 A	Grey	1SNA290211R0200	1SNA291301R0200	2 3 4 5	1SNA291322R2600 1SNA291323R2700 1SNA291324R2000 1SNA291325R2100	RC55
		2.5 mm ² *			Blue	1SNA290213R0400				
		2.5 mm ² 12 AWG								
		2.5 mm ² 12 AWG								

* Manufacturer value

All technical data for UL/CSA standards and dimensions in inches are shown in italic.

Flexible (IEC) stranded (UL/CSA) conductor - Flexible with insulated ferrule - Rigid conductor

Miniblocks ADO System[®] technology




Type	Function	Cross section IEC UL/CSA	Terminal blocks		Color	Order code	End sections Order code	Jumper bars		Marking
			Spacing	Rated current				Nb of poles	Order code	
ADO-ADO clamp feed-through and ground miniblocks - DIN3 mounting										
DS..1/5...ADO		1 mm ² 18 AWG	5 mm <i>0.197 in</i>	13.5 A 10 A	Grey	1SNA399496R2200	1SNA199423R1000	2 3 4 5 10 20	1SNA205955R0300 1SNA205956R0400 1SNA205957R0500 1SNA205958R1600 1SNA205963R0300 1SNA205973R0500	RC55
		1 mm ² 18 AWG								
DS..1.5/6...ADO		1.5 mm ² 16 AWG	6 mm <i>0.236 in</i>	17.5 A 20 A	Grey	1SNA299497R2700	1SNA199423R1000	2 3 4 5 10 20	1SNA205974R0600 1SNA205975R0700 1SNA205976R0000 1SNA205977R0100 1SNA205982R2700 1SNA205992R2100	RC65
		1.5 mm ² 16 AWG								
DS..2.5/8...ADO	 	2.5 mm ² 14 AWG	8 mm <i>0.315 in</i>	24 A 25 A 300 A/1s	Grey	1SNA299501R0300	1SNA199423R1000			RCAL85
		2.5 mm ² 14 AWG			Green-Yellow	1SNA199528R2100				
DS..4/8...ADO.3	 	4 mm ² 1 wire only	8 mm <i>0.315 in</i>	32 A 480 A/1s	Grey	1SNA399411R2400	1SNA199423R1000			RCAL85
		4 mm ² 1 wire only			Green-Yellow	1SNA399443R0400				
ADO-ADO feed-through and ground miniblocks - DIN2 mounting										
DR..1.5/5...ADO		1 mm ² 18 AWG	5 mm <i>0.197 in</i>	13.5 A 10 A	Grey	1SNA399491R2500	1SNA199423R1000	2 3 4 5 10 20	1SNA205955R0300 1SNA205956R0400 1SNA205957R0500 1SNA205958R1600 1SNA205963R0300 1SNA205973R0500	RC55
		1 mm ² 18 AWG								
DR..1.5/6...ADO		1.5 mm ² 16 AWG	6 mm <i>0.236 in</i>	17.5 A 20 A	Grey	1SNA199283R2400	1SNA199423R1000	2 3 4 5 10 20	1SNA205974R0600 1SNA205975R0700 1SNA205976R0000 1SNA205977R0100 1SNA205982R2700 1SNA205992R2100	RC65
		1.5 mm ² 16 AWG								
DR..2.5/8...ADO	 	2.5 mm ² 14 AWG	8 mm <i>0.315 in</i>	24 A 25 A 480 A/1s	Grey	1SNA199287R2000	1SNA199423R1000			RCAL85
		2.5 mm ² 14 AWG			Green-Yellow	1SNA299633R0600				
DR..4/8...ADO.3	 	4 mm ² 1 wire only	8 mm <i>0.315 in</i>	32 A 480 A/1s	Grey	1SNA399406R0000	1SNA199423R1000			RCAL85
		4 mm ² 1 wire only			Green-Yellow	1SNA399442R0300				

All technical data for UL/CSA standards and dimensions in inches are shown in *italics*.

Flexible (IEC) stranded (UL/CSA) conductor – Flexible with insulated ferrule – Rigid conductor

Miniblocks

ADO System[®] and screw clamp technologies



Type	Function	Cross section IEC UL/CSA	Spacing	Rated current	Terminal blocks		End sections	Jumper bars		Marking
					Color	Order code	Order code	Nb of poles	Order code <i>Screwless jumper bar inserted on ADO jaw</i>	
ADO clamp - Screw clamp feed-through and ground miniblocks - DIN3 mounting										
DS..2.5/5...ADO		1 mm ² 18 AWG	5 mm <i>0.197 in</i>	13.5 A 10 A	Grey	1SNA399514R2300	1SNA199421R1600	2	1SNA205955R0300	RC55
		1 mm ² 18 AWG						3	1SNA205956R0400	
DS..4/6...ADO		1.5 mm ² 16 AWG	6 mm <i>0.236 in</i>	17.5 A 10 A	Grey	1SNA299489R0700	1SNA199421R1600	4	1SNA205957R0500	RC65
		1.5 mm ² 16 AWG						5	1SNA205958R1600	
DS..4/8...ADO		2.5 mm ² 14 AWG	8 mm <i>0.315 in</i>	24 A 25 A	Grey	1SNA299493R2300	1SNA199421R1600	10	1SNA205963R0300	RCAL85
		2.5 mm ² 14 AWG						20	1SNA205973R0500	
DS..4/8.A...ADO.3		4 mm ² 1 wire only	8 mm <i>0.315 in</i>	32 A 480 A/1s	Grey	1SNA399429R0600	1SNA199421R1600	2	1SNA205974R0600	RCAL85
		4 mm ² 1 wire only						3	1SNA205975R0700	
ADO clamp - Screw clamp feed-through and ground miniblocks - DIN2 mounting										
DR..2.5/5...ADO		1 mm ² 18 AWG	5 mm <i>0.197 in</i>	13.5 A 10 A	Grey	1SNA399509R1700	1SNA199421R1600	4	1SNA205956R0400	RC55
		1 mm ² 18 AWG						5	1SNA205957R0500	
DR..4/6...ADO		1.5 mm ² 16 AWG	6 mm <i>0.236 in</i>	17.5 A 20 A	Grey	1SNA199275R0300	1SNA199421R1600	3	1SNA205976R0000	RC65
		1.5 mm ² 16 AWG						4	1SNA205977R0100	
DR..4/8...ADO		2.5 mm ² 14 AWG	8 mm <i>0.315 in</i>	24 A 25 A	Grey	1SNA199279R1700	1SNA199421R1600	5	1SNA205982R2700	RCAL85
		2.5 mm ² 14 AWG						20	1SNA205992R2100	
DR..4/8.A...ADO.3		4 mm ² 1 wire only	8 mm <i>0.315 in</i>	32 A 480 A/1s	Grey	1SNA399424R2100	1SNA199421R1600	2	1SNA205955R0300	RCAL85
		4 mm ² 1 wire only						3	1SNA205956R0400	









All technical data for UL/CSA standards and dimensions in inches are shown in *italics*.

Flexible (IEC) stranded (UL/CSA) conductor - Flexible with insulated ferrule - Rigid conductor

Accessories

Choose from a complete range of accessories for mounting, wiring, testing and identifying your terminal blocks.




Accessories

Type	Rail	Material treatment	Length	Order code	Equivalent E-Cu cross section	Short-time withstand current 1 s
Rails						
 PR30	TH 35-7.5	Prepunched rail White, zinc plating and passivated steel	2 m 78 in	1SNA173220R0500*	10 mm ² 8 AWG	1.2 kA
 PR3.Z2	TH 35-7.5	Non-prepunched rail White, zinc plating and passivated steel	2 m 78 in	1SNA174300R1700*	16 mm ² 6 AWG	1.92 kA
 PR3.G2	TH 35-7.5	Non-prepunched rail White, passivated galvanised steel	2 m 78 in	1SNA164800R0300*	16 mm ² 6 AWG	1.92 kA
 PR50	TH 35-15	Prepunched rail White, zinc plating and passivated steel	2 m 78 in	1SNA178529R0400*	25 mm ² 4 AWG	3 kA
 PR5	TH 35-15	Non-prepunched rail White, zinc plating and passivated steel	2 m 78 in	1SNA168700R2200	25 mm ² 4 AWG	3 kA
 PR4	TH 35-15 Reinforced	Non-prepunched rail White, zinc plating and passivated steel	2 m 78 in	1SNA168500R1200*	50 mm ² 0 AWG	6 kA
 PR1.Z2	Asymmetrical G 32 mm 1.260 in DIN 1	Non-prepunched rail White, zinc plating and passivated steel	2 m 78 in	1SNA163050R0400*	35 mm ² 2 AWG	4.2 kA
 PR2	Symmetrical 15 mm 0.591 in DIN 2	Prepunched rail White, zinc plating and passivated steel	2 m 78 in	1SNA164600R1200*	4 mm ² 12 AWG	0.48 kA

*All part numbers refer to 1 m (39 in) in length

Type	Rail	Description	Spacing	Color	Order code	Color	Order code	Color	Order code	Marking system
------	------	-------------	---------	-------	------------	-------	------------	-------	------------	----------------

End stops










				End stop accessories		Labels				
 BAM3	TH 35-7.5 TH 35-15	Screw end stop	10 mm 0.394 in	Dark grey	1SNK900001R0000	Dark grey	Label holder 10 mm 0.394 in width 1SNK900605R0000	White Yellow	1SNK900631R0000 1SNK900634R0000	AMS 500 HTP500
						Dark grey	Label holder 19.5 mm 0.768 in width 1SNK900607R0000	White Yellow	1SNK900630R0000 1SNK900633R0000	
 BAZ1	TH 35-7.5 TH 35-15	Screwless end stop	5.2 mm 0.205 in	Dark grey	1SNK900002R0000	Dark grey	Label holder 10 mm 0.394 in width 1SNK900605R0000	White Yellow	1SNK900631R0000 1SNK900634R0000	AMS 500 HTP500
						Dark grey	Label holder 19.5 mm 0.768 in width 1SNK900607R0000	White Yellow	1SNK900630R0000 1SNK900633R0000	
 BAZH1	TH 35-7.5 TH 35-15	High end stop for double deck or power terminal blocks	10 mm 0.394 in	Dark grey	1SNK900102R0000	Dark grey	Label holder 10 mm 0.394 in width 1SNK900605R0000	White Yellow	1SNK900631R0000 1SNK900634R0000	AMS 500 HTP500
						Dark grey	Label holder 19.5 mm 0.768 in width 1SNK900607R0000	White Yellow	1SNK900630R0000 1SNK900633R0000	
						Transparent	Cover 1 m 39.4 in length 1SNK900604R0000			

Accessories

Choose from a complete range of accessories for mounting, wiring, testing and identifying your terminal blocks.

Accessories

Accessories

Type	Rail / Application	Description	Spacing	Color	Order code	Order code	Order code	Order code	Order code	Marking
Circuit separators										
	For SNK series	For terminal blocks up to 16 mm ² 4 AWG without spacing loss		Dark grey	1SNK900101R0000					
CS										
	TH 35-7.5 TH 35-15	For terminal blocks up to 35 mm ² 0 AWG	3 mm <i>0.118 in</i>	Dark grey	1SNK900103R0000					MC512
CS-R1										
	For spring range	For 5 & 6 mm spacing .2L spring terminals For 5 & 6 mm spacing .2L spring terminals For 5 mm spacing .3L spring terminals For 5 mm spacing .3L spring terminals For 5 mm spacing .4L spring terminals For 5 mm spacing .4L spring terminals		Grey Orange Grey Orange Grey Orange	1SNA291351R0300 1SNA291352R0400 1SNA291361R0500 1SNA291362R0600 1SNA291371R0700 1SNA291372R0000					
CSD5...L										
	For ADO System range	Without spacing loss for 5 mm terminal blocks for 6 to 8 mm terminal blocks		Grey Grey	1SNA199551R2000 1SNA196896R0000					
SCAD...										
Test connectors										
	For SNK series	Test connector	5.2 mm <i>0.205 in</i>	Dark grey	1SNK900200R0000	Cable clamps 1SNK900625R0000				MC512
TC5...										
	For SNK series	Spacer for 6 mm spacing terminal blocks	0.08 mm <i>0.003 in</i>	Dark grey	1SNK900105R0000					
ES-TC6 ES-TC8										
	For spring terminal blocks	For 5 mm <i>0.197 in</i> spacing For 6 mm <i>0.236 in</i> spacing For 8 mm <i>0.315 in</i> spacing Connector end module		Black	1SNA400262R1400 1SNA400263R1500 1SNA400264R1600 1SNA400265R1700					RC55
CEL...										
	For ADO System terminal blocks	For 5 mm <i>0.197 in</i> spacing For 6 mm <i>0.236 in</i> spacing For 7.62 mm <i>0.300 in</i> spacing For 8 mm <i>0.315 in</i> spacing Connector end module		Black	1SNA399345R1100 1SNA399346R1200 1SNA399347R1300 1SNA399348R2400 1SNA399341R1500	Assembly rod for levers (recommended when > 5 poles) Length: 156 mm DIA 3 mm <i>0.118 in</i> 1SNA206277R1400				RC55
CEADO...										
Test adapters										
	For SNK series	Test adapter for test plug Ø 2 or 2.3 mm <i>0.079 or 0.091 in</i>	7.6 mm <i>0.299 in</i>	Dark grey	1SNK900203R0000	DIA 2 mm test plug 1SNA107239R0300				
TP...										
		Test adapter for test plug Ø 4 mm <i>0.157 in</i>	7.6 mm <i>0.299 in</i>	Dark grey	1SNK900205R0000	DIA 4 mm test plug 1SNA167928R2100				








All technical data for UL/CSA standards and dimensions in inches are shown in italic.

Accessories

Choose from a complete range of accessories for mounting, wiring, testing and identifying your terminal blocks.

Accessories

Accessories





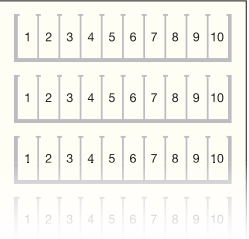
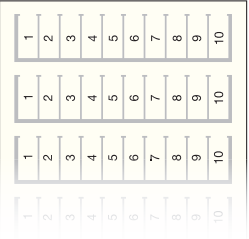
Type	Rail / Application	Description	Spacing	Color	Order code	Order code	Order code	Order code	Order code	Marking
Test sockets										
 AL...	For SNA series	For screw & ADO System from 6 to 8 mm <i>0.236 to 0.315 in</i> spacing	\varnothing 2 mm <i>0.079 in</i>		1SNA163043R2100	DIA 2 mm test plug 1SNA107239R0300				
		For screw & ADO System double deck from 6 to 8 mm <i>0.236 to 0.315 in</i> spacing			1SNA163070R0000					
		For screw & ADO System from 6 to 8 mm <i>0.236 to 0.315 in</i> spacing	\varnothing 4 mm <i>0.157 in</i>		1SNA206721R0100					
Shield connectors										
 SHB...	For SNK series	For feed-through terminal blocks up to 6 mm spacing			1SNK900602R0000	Cable ties 1SNK900627R0000				
		For double deck terminal blocks up to 6 mm spacing			1SNK900600R0000					
 SHBP		Compatible with ZP2.5 feed-through block			1SNK900601R0000					
 CBD5.2L...	For spring series	Compatible with 4 & 5 mm spacing 2L spring terminal blocks			1SNA291077R2400					
 CBM...	For ADO System & screw SNA series	Compatible with 5 & 6 mm spacing feed-through terminal blocks			2.8 x 0.5 mm quick connect tab 1SNA178745R1400 2.8 x 0.8 mm quick connect tab 1SNA178746R1500					
Component plug										
 PG5-R2	For SNK series <i>5.2 mm 0.205 in</i> spacing	Component holder. Direct plug-in into jumper channel	9.95 mm <i>0.392 in</i>	Dark grey	1SNK900403R0000	Max component dimensions: 16 x 16 x 8.5 mm <i>0.630 x 0.630 x 0.335 in</i> Max power: 2 W				MC512
Crimping tool										
 PS-3		Crimp flexible conductors equipped with ferrules from: 0.08 to 10 mm ² 28 AWG to 7 AWG			1SNK900650R0000					

All technical data for UL/CSA standards and dimensions in inches are shown in italic.

Marking solutions

Standard pre-printed marker cards

- Save printing time with our pre-printed marker card offer
- Select from numbers, series, letters or symbols
- For a wider range of options, see our marking solutions catalogue.

Horizontal marking for horizontal assemblies	Vertical marking for vertical assemblies	Order code	Order code	Order code																																																																				
		SNA series																																																																						
		<table border="1"> <thead> <tr> <th>Type</th> <th>Marker size mm</th> <th>Markers per card</th> <th>Cards per pack</th> <th>Orientation</th> <th>10 strips from 1 to 10</th> <th>10 strips from 11 to 20</th> <th>10 strips from 21 to 30</th> </tr> </thead> <tbody> <tr> <td rowspan="2">RC55</td> <td rowspan="2">5 x 5</td> <td rowspan="2">100</td> <td rowspan="2">1</td> <td>Horizontal</td> <td>1SNA230002R0000</td> <td>1SNA230003R0100</td> <td>1SNA230004R0200</td> </tr> <tr> <td>Vertical</td> <td>1SNA230041R0600</td> <td>1SNA230042R0700</td> <td>1SNA230043R0800</td> </tr> <tr> <td rowspan="2">RC510</td> <td rowspan="2">5 x 10</td> <td rowspan="2">100</td> <td rowspan="2">1</td> <td>Horizontal</td> <td>1SNA231002R2500</td> <td>1SNA231003R2600</td> <td>1SNA231004R2700</td> </tr> <tr> <td>Vertical</td> <td>1SNA231041R2300</td> <td>1SNA231042R2400</td> <td>1SNA231043R2500</td> </tr> <tr> <td rowspan="2">RC65</td> <td rowspan="2">6 x 5</td> <td rowspan="2">100</td> <td rowspan="2">1</td> <td>Horizontal</td> <td>1SNA232002R2600</td> <td>1SNA232003R2700</td> <td>1SNA232004R2800</td> </tr> <tr> <td>Vertical</td> <td>1SNA232041R2400</td> <td>1SNA232042R2500</td> <td>1SNA232043R2600</td> </tr> <tr> <td rowspan="2">RC610</td> <td rowspan="2">6 x 10</td> <td rowspan="2">100</td> <td rowspan="2">1</td> <td>Horizontal</td> <td>1SNA233002R2700</td> <td>1SNA233003R2800</td> <td>1SNA233004R2900</td> </tr> <tr> <td>Vertical</td> <td>1SNA233041R2500</td> <td>1SNA233042R2600</td> <td>1SNA233043R2700</td> </tr> <tr> <td rowspan="2">RC810</td> <td rowspan="2">8 x 10</td> <td rowspan="2">100</td> <td rowspan="2">1</td> <td>Horizontal</td> <td>1SNA234002R2000</td> <td>1SNA234003R2100</td> <td>1SNA234004R2200</td> </tr> <tr> <td>Vertical</td> <td>1SNA234041R2600</td> <td>1SNA234042R2700</td> <td>1SNA234043R2800</td> </tr> </tbody> </table>	Type	Marker size mm	Markers per card	Cards per pack	Orientation	10 strips from 1 to 10	10 strips from 11 to 20	10 strips from 21 to 30	RC55	5 x 5	100	1	Horizontal	1SNA230002R0000	1SNA230003R0100	1SNA230004R0200	Vertical	1SNA230041R0600	1SNA230042R0700	1SNA230043R0800	RC510	5 x 10	100	1	Horizontal	1SNA231002R2500	1SNA231003R2600	1SNA231004R2700	Vertical	1SNA231041R2300	1SNA231042R2400	1SNA231043R2500	RC65	6 x 5	100	1	Horizontal	1SNA232002R2600	1SNA232003R2700	1SNA232004R2800	Vertical	1SNA232041R2400	1SNA232042R2500	1SNA232043R2600	RC610	6 x 10	100	1	Horizontal	1SNA233002R2700	1SNA233003R2800	1SNA233004R2900	Vertical	1SNA233041R2500	1SNA233042R2600	1SNA233043R2700	RC810	8 x 10	100	1	Horizontal	1SNA234002R2000	1SNA234003R2100	1SNA234004R2200	Vertical	1SNA234041R2600	1SNA234042R2700	1SNA234043R2800		
Type	Marker size mm	Markers per card	Cards per pack	Orientation	10 strips from 1 to 10	10 strips from 11 to 20	10 strips from 21 to 30																																																																	
RC55	5 x 5	100	1	Horizontal	1SNA230002R0000	1SNA230003R0100	1SNA230004R0200																																																																	
				Vertical	1SNA230041R0600	1SNA230042R0700	1SNA230043R0800																																																																	
RC510	5 x 10	100	1	Horizontal	1SNA231002R2500	1SNA231003R2600	1SNA231004R2700																																																																	
				Vertical	1SNA231041R2300	1SNA231042R2400	1SNA231043R2500																																																																	
RC65	6 x 5	100	1	Horizontal	1SNA232002R2600	1SNA232003R2700	1SNA232004R2800																																																																	
				Vertical	1SNA232041R2400	1SNA232042R2500	1SNA232043R2600																																																																	
RC610	6 x 10	100	1	Horizontal	1SNA233002R2700	1SNA233003R2800	1SNA233004R2900																																																																	
				Vertical	1SNA233041R2500	1SNA233042R2600	1SNA233043R2700																																																																	
RC810	8 x 10	100	1	Horizontal	1SNA234002R2000	1SNA234003R2100	1SNA234004R2200																																																																	
				Vertical	1SNA234041R2600	1SNA234042R2700	1SNA234043R2800																																																																	
		<table border="1"> <thead> <tr> <th>Type</th> <th>Marker size mm</th> <th>Markers per card</th> <th>Cards per pack</th> <th>Orientation</th> <th>10 strips from 1 to 8</th> <th>10 strips from 9 to 16</th> <th>10 strips from 17 to 24</th> </tr> </thead> <tbody> <tr> <td rowspan="2">RC1010</td> <td rowspan="2">10 x 10</td> <td rowspan="2">80</td> <td rowspan="2">1</td> <td>Horizontal</td> <td>1SNA238002R0400</td> <td>1SNA238003R0500</td> <td>1SNA238004R0600</td> </tr> <tr> <td>Vertical</td> <td>1SNA238051R0400</td> <td>1SNA238052R0500</td> <td>1SNA238053R0600</td> </tr> </tbody> </table>	Type	Marker size mm	Markers per card	Cards per pack	Orientation	10 strips from 1 to 8	10 strips from 9 to 16	10 strips from 17 to 24	RC1010	10 x 10	80	1	Horizontal	1SNA238002R0400	1SNA238003R0500	1SNA238004R0600	Vertical	1SNA238051R0400	1SNA238052R0500	1SNA238053R0600																																																		
Type	Marker size mm	Markers per card	Cards per pack	Orientation	10 strips from 1 to 8	10 strips from 9 to 16	10 strips from 17 to 24																																																																	
RC1010	10 x 10	80	1	Horizontal	1SNA238002R0400	1SNA238003R0500	1SNA238004R0600																																																																	
				Vertical	1SNA238051R0400	1SNA238052R0500	1SNA238053R0600																																																																	
		SNK series																																																																						
		<table border="1"> <thead> <tr> <th>Type</th> <th>Marker size mm</th> <th>Markers per card</th> <th>Cards per pack</th> <th>Orientation</th> <th>10 strips from 1 to 10</th> <th>10 strips from 11 to 20</th> <th>10 strips from 21 to 30</th> </tr> </thead> <tbody> <tr> <td rowspan="2">MC512PA</td> <td rowspan="2">5 x 12</td> <td rowspan="2">100</td> <td rowspan="2">1</td> <td>Horizontal</td> <td>1SNK140011R0000</td> <td>1SNK140021R0000</td> <td>1SNK140031R0000</td> </tr> <tr> <td>Vertical</td> <td>1SNK140012R0000</td> <td>1SNK140022R0000</td> <td>1SNK140032R0000</td> </tr> <tr> <td rowspan="2">MC612PA</td> <td rowspan="2">6 x 12</td> <td rowspan="2">100</td> <td rowspan="2">1</td> <td>Horizontal</td> <td>1SNK150011R0000</td> <td>1SNK150021R0000</td> <td>1SNK150031R0000</td> </tr> <tr> <td>Vertical</td> <td>1SNK150012R0000</td> <td>1SNK150022R0000</td> <td>1SNK150032R0000</td> </tr> <tr> <td rowspan="2">MC812PA</td> <td rowspan="2">8 x 12</td> <td rowspan="2">100</td> <td rowspan="2">1</td> <td>Horizontal</td> <td>1SNK160011R0000</td> <td>1SNK160021R0000</td> <td>1SNK160031R0000</td> </tr> <tr> <td>Vertical</td> <td>1SNK160012R0000</td> <td>1SNK160022R0000</td> <td>1SNK160032R0000</td> </tr> </tbody> </table>	Type	Marker size mm	Markers per card	Cards per pack	Orientation	10 strips from 1 to 10	10 strips from 11 to 20	10 strips from 21 to 30	MC512PA	5 x 12	100	1	Horizontal	1SNK140011R0000	1SNK140021R0000	1SNK140031R0000	Vertical	1SNK140012R0000	1SNK140022R0000	1SNK140032R0000	MC612PA	6 x 12	100	1	Horizontal	1SNK150011R0000	1SNK150021R0000	1SNK150031R0000	Vertical	1SNK150012R0000	1SNK150022R0000	1SNK150032R0000	MC812PA	8 x 12	100	1	Horizontal	1SNK160011R0000	1SNK160021R0000	1SNK160031R0000	Vertical	1SNK160012R0000	1SNK160022R0000	1SNK160032R0000																										
Type	Marker size mm	Markers per card	Cards per pack	Orientation	10 strips from 1 to 10	10 strips from 11 to 20	10 strips from 21 to 30																																																																	
MC512PA	5 x 12	100	1	Horizontal	1SNK140011R0000	1SNK140021R0000	1SNK140031R0000																																																																	
				Vertical	1SNK140012R0000	1SNK140022R0000	1SNK140032R0000																																																																	
MC612PA	6 x 12	100	1	Horizontal	1SNK150011R0000	1SNK150021R0000	1SNK150031R0000																																																																	
				Vertical	1SNK150012R0000	1SNK150022R0000	1SNK150032R0000																																																																	
MC812PA	8 x 12	100	1	Horizontal	1SNK160011R0000	1SNK160021R0000	1SNK160031R0000																																																																	
				Vertical	1SNK160012R0000	1SNK160022R0000	1SNK160032R0000																																																																	

Easily identify and mark your entire installation




Wires and cables



Terminal blocks

- ABB terminal block ranges: SNK series, other ranges, etc.
- Other terminal block manufacturers.



Cabinets

Customise your identification plates.



Electrical devices

Circuit breakers, contactors, relays, motors, sensors, etc.



Sub-assemblies

- Terminal block assemblies.
- Cabinet sub-functions such as "lighting", "UPS", etc.

Main technical data







Order code	Order code	Order code	Order code	Material	Flammability rating UL94	Color			
10 strips from 31 to 40	10 strips from 41 to 50	From 1 to 100	20 times L1-L2-L3-N-PE	Polyamide	V2	White			
1SNA230005R0300	1SNA230006R0400	1SNA230030R0700	1SNA230131R2500						
1SNA230044R0100	1SNA230045R0200	1SNA230060R1500	-						
1SNA231005R2000	1SNA231006R2100	1SNA231030R2400	1SNA231131R1200						
1SNA231044R2600	1SNA231045R2700	1SNA231060R0200	-						
1SNA232005R2100	1SNA232006R2200	1SNA232030R2500	1SNA232131R1300						
1SNA232044R2700	1SNA232045R2000	1SNA232060R0300	-						
1SNA233005R2200	1SNA233006R2300	1SNA233030R2600	1SNA233131R1400						
1SNA233044R2000	1SNA233045R2100	1SNA233060R0400	-						
1SNA234005R2300	1SNA234006R2400	1SNA234030R2700	-						
1SNA234044R2100	1SNA234045R2200	1SNA234060R0500	-						
10 strips from 25 to 32	10 strips from 33 to 40	From 1 to 80							
1SNA238005R0700	1SNA238006R0000	1SNA238030R0300							
1SNA238054R0700	1SNA238055R0000	1SNA238080R0600							
10 strips from 31 to 40	10 strips from 41 to 50	From 1 to 100	20 times L1-L2-L3-N-PE						
1SNK140041R0000	1SNK140051R0000	1SNK145011R0000	1SNK149001R0000						
1SNK140042R0000	1SNK140052R0000	1SNK145012R0000	1SNK149002R0000						
1SNK150041R0000	1SNK150051R0000	1SNK155011R0000	1SNK159001R0000						
1SNK150042R0000	1SNK150052R0000	1SNK155012R0000	1SNK159002R0000						
1SNK160041R0000	1SNK160051R0000	1SNK165011R0000	1SNK169001R0000						
1SNK160042R0000	1SNK160052R0000	1SNK165012R0000	1SNK169002R0000						

Marking solutions

Blank marker selection guide

ABB's marking range allows you to find the marking system that best suits your needs:

- HTP500 Thermal transfer printer for high quality marking and speed
- AMS 500 for compatibility with a large number of markers on the market
- Labels are printed on standard desktop printers.

	Type	Marker size mm	Markers per card	Cards per pack	Max. number of digits		Material	Flammability rating UL94	Color	Order code	
					Horizontal marking	Vertical marking					
SNA series											
 <p>Horizontal marking for horizontal assemblies</p>  <p>Vertical marking for vertical assemblies</p>		RC55	5 x 5	100	10	3	3	Polyamide	V2	White	1SNA230000R1200
		RC65	6 x 5	100	10	3	3	Polyamide	V2	White	1SNA232000R0000
		RC410	4 x 10	100	10	2	7	Polyamide	V2	White	1SNA229000R1500
		RC510	5 x 10	100	10	3	7	Polyamide	V2	White	1SNA231000R0700
		RC610	6 x 10	100	10	3	7	Polyamide	V2	White	1SNA233000R0100
		RC810	8 x 10	100	10	4	7	Polyamide	V2	White	1SNA234000R0200
		RC1010	10 x 10	80	10	7	7	Polyamide	V2	White	1SNA238000R1600
		RC510TT	5 x 10	40	22	3	7	Polycarbonate	V0	White	1SNA231600R1500
		RC610TT	6 x 10	39	22	3	7	Polycarbonate	V0	White	1SNA233600R1700
		RC810TT	8 x 10	30	22	4	7	Polycarbonate	V0	White	1SNA234600R1000
SNK series											
	MC512	5 x 12	45	22	3	8	Polycarbonate	V0	White	1SNK140000R0000	
	MC612	6 x 12	39	22	3	8	Polycarbonate	V0	White	1SNK150000R0000	
	MC812	8 x 12	30	22	4	8	Polycarbonate	V0	White	1SNK160000R0000	
	MC512PA	5 x 12	100	20	3	8	Polyamide	V2	White	1SNK149999R0000	
	MC612PA	6 x 12	100	20	3	8	Polyamide	V2	White	1SNK159999R0000	
	MC812PA	8 x 12	100	20	4	8	Polyamide	V2	White	1SNK169999R0000	
	SAT5	9 x 5.2	240	5	3	6	Polyethylene	-	White	1SNK900614R0000	
	SAT6	9 x 5.8	240	5	3	6	Polyethylene	-	White	1SNK900615R0000	
	SAT8	9 x 7.8	160	5	4	6	Polyethylene	-	White	1SNK900616R0000	
Group markers for end stops											
Compatible with label holders type LH & LH-R1 mounted on end stop type BAM3, BAZH1, BAZ1											
   	MCLH	9 x 30	36	25	-	-	PVC + Adhesive acrylic	V0	White	1SNK900630R0000	
	MCLH-YL	9 x 30	36	25	-	-	PVC + Adhesive acrylic	V0	Yellow	1SNK900633R0000	
	MCLH-R1	18 x 35	15	25	-	-	PVC + Adhesive acrylic	V0	White	1SNK900631R0000	
	MCLH-R1-YL	18 x 35	15	25	-	-	PVC + Adhesive acrylic	V0	Yellow	1SNK900633R0000	

AMS 500		HTP500		Desktop printer
Compatibility	Marking support plate	Compatibility	Marking support plate	Inkjet / Laser
✓	SPRC1 1SNA360010R1500	✗	✗	✗
✓		✗	✗	✗
✓		✗	✗	✗
✓		✗	✗	✗
✓		✗	✗	✗
✓		✗	✗	✗
✓		✗	✗	✗
✓	SPRC1 1SNA360010R1500	✓	HTP500-PL2 1SNA235705R0600	✗
✓		✓		✗
✓		✓		✗
✓	SPRC1 1SNA360010R1500	✓	HTP500-PL2 1SNA235705R0600	✗
✓		✓		✗
✓		✓		✗
✓	SPRC30 1SNA360039R1600	✗	✗	✗
✓		✗	✗	✗
✓		✗	✗	✗
✗	✗	✗	✗	✓
✗	✗	✗	✗	✓
✗	✗	✗	✗	✓
✓	SPRC21 1SNA360031R0600	✓	No support plate needed: manual feed	✗
✓		✓		✗
✓		✓		✗
✓		✓		✗

✓ : Compatible
✗ : Not compatible

Required version for software:
AMS 500 AMS 4.3.0077 (05/2010)
HTP500 HTS500 V1.3 minimum
SAT Easy Print 3.39 minimum









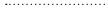
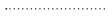



Discover our complete marking range
in our dedicated Marking solutions
catalogue


Marking system

HTP500 thermal transfer printer

- Excellent print quality, resolution: 300 dpi
- Ease and flexibility of use in automatic, semi-automatic or manual mode.

HTP500 kit					Accessories				
Type	Description	Order code	Pkg pce	Type	Description	Color	Order code	Pkg pce	
          	HTP500 KIT	Full kit including:	1SNA235700R1500	RIB-R	Ribbon cassette for identification plates and adhesive labels	Red	1SNA235711R2300	3	
	HTP500	- 1 HTP500 thermal transfer printer			RIB-RS	Ribbon cassette for terminal blocks and wire markers	Red	1SNA235718R0200	3
	HTP500-BAS	- Support table		1	HTP500-BAS	Support table		1SNA235706R0700	1
	HTS500	- Software for HTP500 thermal transfer printer		1	HTS500	Software for HTP500 thermal transfer printer		1SNA235702R0300	1
	HTP500-FEED	- Universal feeder for marker cards		1	HTP500-FEED	Universal feeder for marker cards		1SNA235703R0400	1
	HTP500-PL2	- Support plate for ABB terminal block markers		1	HTP500-PL2	Support plate for ABB terminal block markers		1SNA235705R0600	1
	HTP500-PL	- Universal support plate for wire markers		1	HTP500-PL	Universal support plate for wire markers		1SNA235704R0500	1
	RIB-B *	- Ribbon cassette *		1 *	RIB-B	Ribbon cassette	Black	1SNA235710R0600	3
	HTP500-CLEAN	- Cleaning cassette		1	HTP500-CLEAN	Cleaning cassette		1SNA235714R2600	1
	HTP500-PW	- Power supply cable		1	HTP500-PW	Power supply cable		1SNA235709R1200	1
HTP500-LPT	- Parallel cable	1	HTP500-LPT	Parallel cable		1SNA235708R1100	1		
HTP500-USB	- USB/parallel adapter cable	1	HTP500-USB	USB/parallel adapter cable		1SNA235719R0300	1		
HTP500-WB	- Wooden box for HTP500 kit	1	HTP500-WB	Wooden box for HTP500 kit		1SNA235717R2100	3		
				HTP500-PRINT	Printing head		1SNA235716R2000	1	
				HTP500-ROLL	Standard cleaning roll ø18		1SNA235715R2700	1	
				DUST COVER	Dust cover for HTP500 and AMS 500 systems		1SNA360161R1500	1	

* Kit includes one RIB-B ribbon cassette




Marking system

AMS 500 marking table

- Easy to use
- Compatible with most markers on the market
- Many character sizes possible.

AMS 500 kit

Recommended starter products

Type	Description	Color	Order code	Pkg pce	Type	Description	Color	Order code	Pkg pce
 AMS 500	AMS 500	Full kit including: 1 marking table 1 power supply cable, 1 parallel cable, 1 piece of software	1SNA36000R2400	1	SPRC 1	1 support plate for 8 cards RC/MC/RCTT/MMTT/BA4/RCT - Full format		1SNA360010R1500	1
					AMS PEN 0.25	1 plotter pen Ø 0.25 mm 0.010 in	White	1SNA360100R2500	1
					AMS PEN 0.35	1 plotter pen Ø 0.35 mm 0.014 in	Yellow	1SNA360101R1200	1
					AMS INK CARTRIDGES	5 ink cartridges		1SNA360150R2600	1
					AMS CLEANER FLUID	1 cleaner fluid		1SNA360155R1700	1
					AMS CLEANER KIT	1 cleaner kit		1SNA360156R1000	1

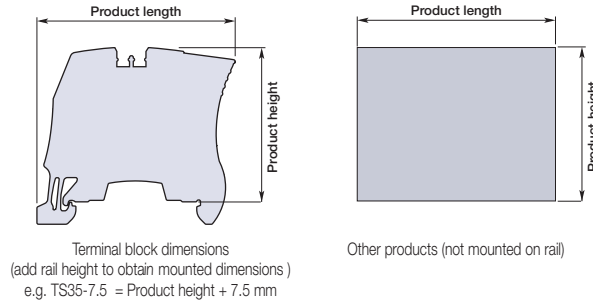
Additional accessories

 SPRC 21	SPRC 1	Support plate for RC/MC/RCTT/MMTT/BA4/RCT Full format	1SNA360010R1500	1	
	SPDST1	Self-adhesive support for support plate SPRC 1	1SNA360163R1700	1	
	SPRC 30	Support plate for MC...PA	1SNA360039R1600	1	
	SPRC 21	A4 universal support plate	1SNA360031R0600	1	
           	Plotter pen				
	AMS PEN 0.18	Ø 0.18 mm 0.007 in	Red	1SNA360103R1400	1
	AMS PEN 0.25	Ø 0.25 mm 0.010 in	White	1SNA360100R2500	1
	AMS PEN 0.35	Ø 0.35 mm 0.014 in	Yellow	1SNA360101R1200	1
	AMS PEN 0.50	Ø 0.50 mm 0.020 in	Brown	1SNA360104R1500	1
	AMS PEN 0.70	Ø 0.70 mm 0.028 in	Blue	1SNA360105R1600	1
	AMS PEN 1.00	Ø 1.00 mm 0.039 in	Orange	1SNA360106R1700	1
	DISPOSABLE AMS PEN 0.25	Ø 0.25 mm 0.010 in	White	1SNA360120R1000	1
	DISPOSABLE AMS PEN 0.35	Ø 0.35 mm 0.014 in	Yellow	1SNA360121R0500	1
	AMS INK CARTRIDGES	5 ink cartridges 1ml		1SNA360150R2600	1
	AMS CLEANER FLUID	2 cleaner fluid bottles, 10ml		1SNA360155R1700	1
	AMS CLEANER KIT	Cleaner kit including: 1 rinse bottle and 1 blotting paper		1SNA360156R1000	1
	DUST COVER	Dust cover		1SNA360161R1500	1
	SERVICE KIT FOR AMS 500	Service kit for pen maintenance		1SNA360162R1600	1
	HAND PEN	Pen		1SNA360107R1000	1
AMS BLACK TIP 0.3	5 black felt tips Ø 0.3 mm 0.012 in		1SNA360122R0600	1	
AMS COLOR TIP 0.3	Black, red, blue green felt tips Ø 0.3 mm 0.012 in		1SNA360123R0700	1	
PEN HOLDER	Plotter head for AMS 500 including: 1 printing module, 1 pen holder and 1 dust cover		1SNA360098R1200		



Discover our complete marking range in our dedicated Marking solutions catalogue

Additional technical data



Order code	Type	Description	Rated voltage (IEC) V	Rated voltage (UL/CSA) V	Product length mm	Product height mm	Units per box	Units per carton	Units per pallet	Page
1SNA020800R0200	RIHE-1611-FSWC-24VDC	Decoupling Interfast PCB	24	-	104	64.5	1	16	384	38
1SNA020802R2000	BFHE-10/20-8-BF	Connecting Interfast PCB	50	-	75	64.5	1	20	960	38
1SNA020803R2100	BFHE-10/20-16-BF	Connecting Interfast PCB	50	-	75	64.5	1	16	384	38
1SNA020826R1700	RIOM-821N/P-24VDC	Decoupling Interfast PCB	24	-	75	70.5	1	16	384	38
1SNA020827R1000	RIOM-822N/P-24VDC	Decoupling Interfast PCB	24	-	104	70.5	1	16	384	38
1SNA020828R2100	RIOM-821N/P-F-24VDC	Decoupling Interfast PCB	24	-	104	70.5	1	16	384	38
1SNA020829R2200	RIOM-821N/P-S-24VDC	Decoupling Interfast PCB	24	-	104	70.5	1	16	384	38
1SNA020830R2700	RIOM-8CEVN/P-24VDC	Decoupling Interfast PCB	24	-	104	70.5	1	16	384	38
1SNA020831R1400	RI-1621N/P-24VDC	Decoupling Interfast PCB	24	-	75	70.5	1	4	96	38
1SNA020832R1500	RI-1622N/P-24VDC	Decoupling Interfast PCB	24	-	104	70.5	1	4	96	38
1SNA020833R1600	RI-1621N/P-F-24VDC	Decoupling Interfast PCB	24	-	104	70.5	1	4	96	38
1SNA020834R1700	RI-1621N/P-SW-24VDC	Decoupling Interfast PCB	24	-	104	70.5	1	4	96	38
1SNA020835R1000	RI-1621N/P-S-24VDC	Decoupling Interfast PCB	24	-	104	70.5	1	4	96	38
1SNA020836R1100	RI-16CEVN/P-24VDC	Decoupling Interfast PCB	24	-	104	70.5	1	4	96	38
1SNA020856R2500	RIHE-1611-FSWC-IN-24VDC	Decoupling Interfast PCB	24	-	104	64.5	1	16	384	38
1SNA020857R2600	BFOM-8-TF	Connecting Interfast PCB	250	-	104	76.5	1	16	384	38
1SNA020858R0700	BFOM-8-TFL	Connecting Interfast PCB	30	-	104	76.5	1	16	384	38
1SNA020859R0000	BFOM-16	Connecting Interfast PCB	250	-	50	52.5	1	18	864	38
1SNA020860R0500	BFOM-16-T	Connecting Interfast PCB	250	-	50	65.5	1	18	864	38
1SNA020861R2200	BFOM-16-TF	Connecting Interfast PCB	250	-	104	76.5	1	16	384	38
1SNA020862R2300	BFOM-16-S	Connecting Interfast PCB	250	-	50	52.5	1	18	864	38
1SNA020863R2400	BFOM-16-L	Connecting Interfast PCB	30	-	50	52.5	1	18	864	38
1SNA020864R2500	BFOM-16-TL	Connecting Interfast PCB	30	-	75	76.5	1	16	384	38
1SNA020865R2600	BFOM-16-TFL	Connecting Interfast PCB	30	-	104	76.5	1	16	384	38
1SNA020866R2700	BFOM-16-SL	Connecting Interfast PCB	30	-	50	52.5	1	18	864	38
1SNA020867R2000	BFHE-10/20-16	Connecting Interfast PCB	66	-	50	52.5	1	38	1824	38
1SNA020868R0100	BFHE-10/20-16-T	Connecting Interfast PCB	66	-	50	65.5	1	20	960	38
1SNA020869R0200	BFHE-10/20-16-S	Connecting Interfast PCB	66	-	50	52.5	1	20	960	38
1SNA020870R0700	BFHE-10/20-16-L	Connecting Interfast PCB	66	-	50	52.5	1	38	1824	38
1SNA020871R2400	BFHE-10/20-16-TL	Connecting Interfast PCB	30	-	75	76.5	1	16	384	38
1SNA020872R2500	BFHE-10/20-16-SL	Connecting Interfast PCB	30	-	50	52.5	1	20	960	38
1SNA020873R2600	BFHE-10/20-16-TFL-S	Connecting Interfast PCB	30	-	104	64.5	1	16	384	38
1SNA020874R2700	BFHE-10/20-8-TFL-SW	Connecting Interfast PCB	30	-	104	64.5	1	16	384	38
1SNA020953R2600	RIHE-1621-N/P-24VDC	Decoupling Interfast PCB	24	-	75	70.5	1	16	384	38
1SNA020954R2700	RIHE-1611-N/P-24VDC	Decoupling Interfast PCB	24	-	50	47.5	1	18	864	38
1SNA020955R2000	RIHE-1611-N/P-IN-24VDC	Decoupling Interfast PCB	24	-	50	47.5	1	18	864	38
1SNA094302R2100	CPFT2/2	Female plugs	250	300	10.08	15	120	3000	144000	33
1SNA094303R2200	CPFT2/3	Female plugs	250	300	15.16	15	80	2000	96000	33
1SNA094304R2300	CPFT2/4	Female plugs	250	300	20.24	15	60	1500	28800	33
1SNA094305R2400	CPFT2/5	Female plugs	250	300	25.32	15	40	800	38400	33
1SNA094308R0700	CPFT2/8	Female plugs	250	300	40.56	15	30	750	36000	33
1SNA094310R2400	CPFT2/10	Female plugs	250	300	50.72	15	20	500	19200	33
1SNA094312R1200	CPFT2/12	Female plugs	250	300	60.88	15	20	500	12000	33
1SNA103975R2100	FEDR 63	End sections	-	-	28	25.5	25	2500	-	40
1SNA105143R2100	M4/6.SNBT.4A	Screw clamp terminal blocks	320	600	63.5	44.5	50	500	24000	10
1SNA107239R0300	FC2.MC	Test plugs	-	-	-	-	10	-	-	44
1SNA110106R2500	DR1.5/4	Screw clamp terminal blocks	500	300/200	28	26	50	1800	86400	40
1SNA110251R0500	DR4/6	Screw clamp terminal blocks	500	250/300	28	26	50	1800	86400	40
1SNA110368R1200	DR4/8SF	Screw clamp terminal blocks	630	300	59.5	36	50	500	24000	40
1SNA110491R1700	DR4/6.1	Screw clamp terminal blocks	500	250/300	28	26	50	1750	84000	40
1SNA112086R0200	DR1.5/5.1	Screw clamp terminal blocks	250	300	27.5	20	100	2400	115200	40
1SNA113137R0200	FEMT1	End sections	-	-	-	-	50	1500	36000	6
1SNA113546R1400	PC6-2	Lateral jumper bars	-	-	-	-	10	2000	360000	6
1SNA113548R2600	PC6-10	Lateral jumper bars	-	-	-	-	10	1000	-	6

Additional technical data

Order code	Type	Description	Rated voltage (IEC) V	Rated voltage (UL/CSA) V	Product length mm	Product height mm	Units per box	Units per carton	Units per pallet	Page
1SNA113629R2700	FEMT2	End sections	-	-	-	-	10	1000	-	6
1SNA114434R0500	FEM R10	End sections	-	-	-	-	10	600	28800	12
1SNA115168R2300	M4/6.DD	Screw clamp terminal blocks	500	300	65.5	52.2	50	1000	24000	10
1SNA115184R0400	M4/6.DD1	Screw clamp terminal blocks	500	600	66.5	52	50	-	-	10
1SNA115185R0500	M4/6.DE	Screw clamp terminal blocks	500	300	65.5	52.2	50	1000	24000	10
1SNA115206R2200	MTC6	Screw clamp terminal blocks	500	-	44.5	40.5	50	1000	48000	10
1SNA115236R1700	M6/8.ST	Screw clamp terminal blocks	630	150	77	41	25	400	19200	6
1SNA115237R1000	M6/8.ST1	Screw clamp terminal blocks	630	150	77	41	25	400	19200	6
1SNA115243R2600	M6/8.ST7	Screw clamp terminal blocks	630	150	77	41	25	400	19200	13
1SNA115277R2000	M6/8.STP	Screw clamp terminal blocks	500	600	55.5	45	25	400	19200	6
1SNA115320R2700	M10/10.RS	Screw clamp terminal blocks	900	600	54	51.5	25	350	16800	12
1SNA115328R2300	MB10/10.L2	Distribution terminal blocks	800	600	44.5	40.5	5	150	7200	16
1SNA115329R2400	MB10/10.L3	Distribution terminal blocks	800	600	44.5	40.5	5	140	6720	16
1SNA115330R2100	MB10/10.L4	Distribution terminal blocks	800	600	44.5	40.5	5	100	4800	16
1SNA115331R1600	MB10/10.L5	Distribution terminal blocks	800	600	44.5	40.5	5	100	4800	16
1SNA115332R1700	MB10/10.L6	Distribution terminal blocks	800	600	44.5	40.5	1	30	1440	16
1SNA115333R1000	MB10/10.L8	Distribution terminal blocks	800	600	44.5	40.5	1	30	1440	16
1SNA115334R1100	MB10/10.L10	Distribution terminal blocks	800	600	44.5	40.5	1	30	1440	16
1SNA115359R0200	M6/8.STA	Screw clamp terminal blocks	500	600	61	49	25	650	15600	6
1SNA115406R1300	MB4/6.L2	Distribution terminal blocks	800	600	44.5	40.5	25	350	16800	16
1SNA115407R1400	MB4/6.L3	Distribution terminal blocks	800	600	44.5	40.5	5	150	7200	16
1SNA115408R2500	MB4/6.L4	Distribution terminal blocks	800	600	44.5	40.5	5	150	7200	16
1SNA115409R2600	MB4/6.L5	Distribution terminal blocks	800	600	44.5	40.5	5	120	5760	16
1SNA115410R1200	MB4/6.L6	Distribution terminal blocks	800	600	44.5	40.5	1	30	1440	16
1SNA115411R0700	MB4/6.L8	Distribution terminal blocks	800	600	44.5	40.5	1	30	1440	16
1SNA115412R0000	MB4/6.L10	Distribution terminal blocks	800	600	44.5	40.5	1	30	1440	16
1SNA115413R0100	MB6/8.L2	Distribution terminal blocks	800	600	44.5	40.5	25	250	12000	16
1SNA115414R0200	MB6/8.L3	Distribution terminal blocks	800	600	44.5	40.5	5	150	7200	16
1SNA115415R0300	MB6/8.L4	Distribution terminal blocks	800	600	44.5	40.5	5	120	5760	16
1SNA115416R0400	MB6/8.L5	Distribution terminal blocks	800	600	44.5	40.5	5	100	4800	16
1SNA115417R0500	MB6/8.L6	Distribution terminal blocks	800	600	44.5	40.5	1	30	1440	16
1SNA115418R1600	MB6/8.L8	Distribution terminal blocks	800	600	44.5	40.5	1	30	1440	16
1SNA115419R1700	MB6/8.L10	Distribution terminal blocks	800	600	44.5	40.5	1	30	1440	16
1SNA115468R2000	M4/6.3A	Screw clamp terminal blocks	800	600	51.5	40.5	50	900	43200	10
1SNA115479R2300	M4/6.4A	Screw clamp terminal blocks	800	600	63.5	40.5	50	500	24000	10
1SNA115510R1600	DR1.5/5	Screw clamp terminal blocks	250	300	27.5	20	100	2400	115200	40
1SNA115537R0500	D2.5/6.DL	Screw clamp terminal blocks	380	300	81	43.5	25	300	14400	10
1SNA115538R1600	D2.5/6.DL1	Screw clamp terminal blocks	380	300	81	43.5	25	300	14400	10
1SNA115541R1100	D2.5/6.DA	Screw clamp terminal blocks	380	300	81	43.5	25	300	14400	6
1SNA115542R1200	D2.5/6.D	Screw clamp terminal blocks	380	300	81	43.5	25	300	14400	10
1SNA115561R1500	M4/6.D2.SNBT	Screw clamp terminal blocks	400	300	81	57.5	50	500	12000	6
1SNA115604R2100	M4/8.D2.SF	Screw clamp terminal blocks	630	300	85.7	59	50	450	10800	8
1SNA115642R2600	D2.5/6.DPAL1	Screw clamp terminal blocks	380	300	81	43.5	25	300	14400	10
1SNA115643R2700	D2.5/6.DPA1	Screw clamp terminal blocks	380	300	81	43.5	25	300	14400	10
1SNA115678R0200	M6/8.STP.RS	Screw clamp terminal blocks	500	600	72.5	68.5	25	400	9600	12
1SNA115685R1200	M6/8.RS	Screw clamp terminal blocks	800	600	50	48.5	50	500	24000	12
1SNA115831R0400	D6/8.ST1-RS.IP20	Screw clamp terminal blocks	400	-	85.6	63.4	32	512	12288	12
1SNA115914R0700	D6/8.ST-RS	Screw clamp terminal blocks	400	-	85.6	48.3	32	512	12288	12
1SNA115930R1300	M4/6.RS	Screw clamp terminal blocks	1000	600	50	48.5	50	1300	31200	12
1SNA115936R0500	M4/8.D2.SFD3	Screw clamp terminal blocks	500	300	85.7	59	50	450	10800	8
1SNA115957R1200	MA2.5/5-CPE	Pluggable terminal blocks	320	300	44.5	40.5	50	1750	42000	33
1SNA115961R1600	MA2.5/5D2-2CPE	Pluggable terminal blocks	320	300	74.5	43.7	50	500	24000	33
1SNA115962R1700	MA2.5/5D-2CPE	Pluggable terminal blocks	320	300	74.5	43.7	50	500	24000	33
1SNA115964R1100	MA2.5/5-2CPE	Pluggable terminal blocks	320	300	58.5	35.5	50	900	43200	33
1SNA115971R1000	M6/8.ST1.IP20	Screw clamp terminal blocks	630	150	77	47.45	25	250	12000	6
1SNA116536R0500	PC6-3	Lateral jumper bars	-	-	-	-	10	5000	-	6
1SNA116537R0600	PC6-4	Lateral jumper bars	-	-	-	-	10	2500	-	6
1SNA116538R1700	PC8-2	Lateral jumper bars	-	-	-	-	10	1500	144000	6
1SNA116539R1000	PC8-3	Lateral jumper bars	-	-	-	-	10	4000	-	6
1SNA116540R2500	PC8-4	Lateral jumper bars	-	-	-	-	10	1500	-	6
1SNA116576R1500	FEM 3A	End sections	-	-	48	36.5	20	2200	52800	10
1SNA116591R0500	FEMS 6D	End sections	-	-	81.1	53.5	20	800	38400	6
1SNA116629R2200	FEM4A	End sections	-	-	63.5	36.5	20	1500	36000	10
1SNA116771R2000	FED3E	End sections	-	-	-	-	20	800	38400	6
1SNA116913R0700	FEM8D2S	End sections	-	-	-	-	20	600	28800	8
1SNA116951R1500	FEM 8S	End sections	-	-	52.5	32.5	20	1500	72000	40

Additional technical data

Order code	Type	Description	Rated voltage (IEC) V	Rated voltage (UL/CSA) V	Product length mm	Product height mm	Units per box	Units per carton	Units per pallet	Page
1SNA116979R2100	FEM STA	End sections	-	-	61	46.3	10	600	28800	6
1SNA116987R0200	FEMR8	End sections	-	-	-	-	10	1000	48000	12
1SNA116991R0600	FEMR8T	End sections	-	-	-	-	10	600	-	12
1SNA117318R2300	FEDR5	End sections	-	-	-	-	25	3000	240000	40
1SNA117600R0300	FEDR61	End sections	-	-	-	-	25	2500	120000	40
1SNA118368R1600	FEM 6 GRIS	End sections	-	-	41.18	36.68	20	1500	36000	10
1SNA118499R2300	FEM 6 D GRIS	End sections	-	-	-	-	20	800	-	10
1SNA120491R1100	DR4/6.1.N	Screw clamp terminal blocks	500	250	28	26	50	1750	84000	40
1SNA125468R2200	M4/6.3A.N	Screw clamp terminal blocks	800	600	51.5	40.5	50	900	43200	10
1SNA125479R2500	M4/6.4A.N	Screw clamp terminal blocks	800	600	63.5	40.5	50	500	24000	10
1SNA126576R1700	FEM 3A	End sections	-	-	48	36.5	20	1000	-	10
1SNA126629R2400	FEM 4A	End sections	-	-	63.5	36.5	20	800	-	10
1SNA160496R2600	DR4/6.P	Screw clamp terminal blocks	-	-	28	26	50	1750	84000	40
1SNA163043R2100	AL2-H12-M3	Test sockets	-	-	-	-	50	10000	-	45
1SNA163050R0400	PR1.Z2	Mounting rails	-	-	32	15	2	-	-	43
1SNA163070R0000	AL2-H8.5-M3	Test sockets	-	-	-	-	50	10000	480000	45
1SNA163181R1100	PT101	Protective covers	-	-	-	-	50	1500	270000	12
1SNA163313R2400	PC8-10	Lateral jumper bars	-	-	-	-	10	500	-	6
1SNA163394R2600	VIS C S M3X6	Jumper bars	-	-	-	-	50	5000	-	8
1SNA164581R1300	BJS8-2	Jumper bars	-	-	-	-	10	4000	-	12
1SNA164582R1400	BJS8-3	Jumper bars	-	-	-	-	10	2500	-	12
1SNA164583R1500	BJS8-4	Jumper bars	-	-	-	-	10	2500	210000	12
1SNA164585R1700	BJS10-2	Jumper bars	-	-	-	-	10	4000	-	12
1SNA164586R1000	BJS10-3	Jumper bars	-	-	-	-	10	3000	-	12
1SNA164587R1100	BJS10-4	Jumper bars	-	-	-	-	10	1000	-	12
1SNA164588R2200	BJS10-10	Jumper bars	-	-	-	-	10	1500	-	12
1SNA164600R1200	PR2	Mounting rails	-	-	15	5	2	-	-	43
1SNA164737R2600	BJS8-5	Jumper bars	-	-	-	-	10	-	-	12
1SNA164800R0300	PR3.G2	Mounting rails	-	-	35	7.5	2	40	-	43
1SNA166578R0100	CPC-1	Protective covers for current sockets	-	-	-	-	1	100	4800	15
1SNA166646R0500	OPT-1	Protective covers for voltage sockets	-	-	-	-	1	100	4800	15
1SNA166734R2500	CPC-7	Protective covers for current sockets	-	-	-	-	1	100	2400	15
1SNA166737R2000	CC-E-VA	Current sockets	400	-	63	57	1	35	1680	15
1SNA166747R0200	TC-E-VA	Voltage sockets	400	-	63	57	1	35	1680	15
1SNA166930R2600	OPT-5	Protective covers for voltage sockets	-	-	-	-	1	100	2400	15
1SNA166963R0000	CC-TH35-VL-6.6	Current sockets	400	-	63	44	1	35	1680	15
1SNA166964R0000	TC-TH35-VL	Voltage sockets	400	-	63	44	1	35	1680	15
1SNA167927R1000	FC4-1-RD	Test plugs	1000	-	-	-	10	-	-	45
1SNA167928R2100	FC4-1-RD	Test plugs	1000	-	-	-	10	-	-	44
1SNA167932R1500	COR-C-4	Pre-wired current plugs	400	-	63	122	1	7	168	15
1SNA167933R1600	COR-T-5	Pre-wired voltage plugs	400	-	63	122	1	7	168	15
1SNA167934R1700	COR-C-5	Pre-wired current plugs	400	-	63	122	1	8	192	15
1SNA167935R1000	COR-T-4-4	Pre-wired voltage plugs	400	-	-	-	1	8	192	15
1SNA167936R1100	FI-2/4-DIA4	Current plugs	400	-	-	-	1	55	-	15
1SNA167937R0000	FI-2/4-DIA4	Voltage plugs	400	-	-	-	1	55	-	15
1SNA168273R1100	BJS10-5	Jumper bars	-	-	-	-	10	1000	-	12
1SNA168500R1200	PR4	Mounting rails	-	-	35	15	2	-	-	43
1SNA168520R0500	BJM8-2 POLES	Jumper bars	-	-	-	-	10	1000	168000	8
1SNA168521R2200	BJM8-3 POLES	Jumper bars	-	-	-	-	10	800	-	8
1SNA168522R2300	BJM8-4 POLES	Jumper bars	-	-	-	-	10	500	-	8
1SNA168523R2400	BJM8-5 POLES	Jumper bars	-	-	-	-	10	500	-	8
1SNA168700R2200	PR5	Mounting rails	-	-	35	15	2	-	-	43
1SNA168783R0100	RDJ11	Washer	-	-	-	-	1	-	-	8
1SNA168974R0000	BJM8-10 POLES	Jumper bars	-	-	-	-	10	200	-	8
1SNA173217R2600	BJM62-2	Jumper bars	-	-	-	-	10	2000	360000	6
1SNA173218R0700	BJM62-3	Jumper bars	-	-	-	-	10	2000	360000	6
1SNA173219R0000	BJM62-4	Jumper bars	-	-	-	-	10	2000	360000	6
1SNA173220R0500	PR30	Mounting rails	-	-	35	7.5	2	40	-	43
1SNA173221R2200	BJM62-5	Jumper bars	-	-	-	-	10	1500	-	6
1SNA173226R2700	BJM62-10	Jumper bars	-	-	-	-	10	800	144000	6
1SNA173888R2000	BP8.A4	Short circuit plugs	-	-	-	-	10	600	-	12
1SNA174300R1700	PR3.Z2	Mounting rails	-	-	35	7.5	2	40	-	43
1SNA174788R0400	BJS8-15	Jumper bars	-	-	-	-	10	300	-	12
1SNA174789R0500	BJS8-20	Jumper bars	-	-	-	-	5	500	-	12
1SNA175991R1100	BJS131-10	Jumper bars	-	-	-	-	10	800	144000	8
1SNA176278R1600	BJM15-2 POLES	Jumper bars	-	-	-	-	10	1000	180000	25

Additional technical data

Order code	Type	Description	Rated voltage (IEC) V	Rated voltage (UL/CSA) V	Product length mm	Product height mm	Units per box	Units per carton	Units per pallet	Page
1SNA176279R1700	BJMI5-3 POLES	Jumper bars	-	-	-	-	10	500	90000	25
1SNA176280R0500	BJMI5-4 POLES	Jumper bars	-	-	-	-	10	1000	48000	25
1SNA176281R2200	BJMI5-5 POLES	Jumper bars	-	-	-	-	10	800	-	25
1SNA176282R2300	BJMI5-10 POLES	Jumper bars	-	-	-	-	10	400	72000	25
1SNA176663R0000	BJMI6-2 POLES	Jumper bars	-	-	-	-	10	1000	180000	10
1SNA176664R0100	BJMI6-3 POLES	Jumper bars	-	-	-	-	10	800	144000	10
1SNA176665R0200	BJMI6-4 POLES	Jumper bars	-	-	-	-	10	500	90000	10
1SNA176666R0300	BJMI6-5 POLES	Jumper bars	-	-	-	-	10	500	90000	10
1SNA176667R0400	BJMI6-10 POLES	Jumper bars	-	-	-	-	10	300	54000	10
1SNA176669R1600	BJMI8-2 POLES	Jumper bars	-	-	-	-	10	800	144000	8
1SNA176670R1300	BJMI8-3 POLES	Jumper bars	-	-	-	-	10	500	90000	8
1SNA176671R0000	BJMI8-4 POLES	Jumper bars	-	-	-	-	10	500	-	8
1SNA176672R0100	BJMI8-5 POLES	Jumper bars	-	-	-	-	10	500	-	8
1SNA176673R0200	BJMI8-10 POLES	Jumper bars	-	-	-	-	10	400	32000	8
1SNA176704R0200	BJMI5DR-2	Jumper bars	-	-	-	-	10	1000	48000	40
1SNA176705R0300	BJMI5DR-3	Jumper bars	-	-	-	-	10	1000	48000	40
1SNA176706R0400	BJMI5DR-4	Jumper bars	-	-	-	-	10	1000	48000	40
1SNA176707R0500	BJMI5DR-5	Jumper bars	-	-	-	-	10	1000	48000	40
1SNA176708R1600	BJMI5DR-10	Jumper bars	-	-	-	-	10	1000	48000	40
1SNA177654R0000	BJS10-20	Jumper bars	-	-	-	-	10	1000	48000	12
1SNA178024R2500	BJD6-2	Jumper bars	-	-	-	-	10	2000	360000	6
1SNA178025R2600	BJD6-3	Jumper bars	-	-	-	-	10	1000	48000	6
1SNA178026R2700	BJD6-4	Jumper bars	-	-	-	-	10	1000	48000	6
1SNA178027R2000	BJD6-5	Jumper bars	-	-	-	-	10	1000	48000	6
1SNA178032R2500	BJD6-10	Jumper bars	-	-	-	-	10	500	24000	6
1SNA178529R0400	PR50	Mounting rails	-	-	35	15	2	-	-	43
1SNA178646R1100	EXAD	Extraction tools	-	-	-	-	1	100	4800	28
1SNA178745R1400	CBM5	Shield connectors	-	-	-	-	50	15000	-	45
1SNA178746R1500	CBM8	Shield connectors	-	-	-	-	50	10000	800000	45
1SNA178944R0400	OUPAD	Tools	-	-	-	-	1	15	720	28
1SNA179466R0600	OUMAD	Tools	-	-	-	-	1	100	4800	28
1SNA179534R2200	BRT80A	Distribution terminal blocks	600	600	85	45	1	10	20	17
1SNA179535R2300	BRT125A	Distribution terminal blocks	600	600	85	45	1	10	40	17
1SNA179650R2200	BRU400A	Distribution terminal blocks	690	600	96	44.5	1	10	-	17
1SNA179657R1500	BRU250A	Distribution terminal blocks	690	600	96	44.5	1	10	-	17
1SNA179668R2000	BJMI6D-2	Jumper bars	-	-	-	-	10	800	144000	6
1SNA179669R2100	BJMI6D-3	Jumper bars	-	-	-	-	10	500	90000	6
1SNA179670R2600	BJMI6D-4	Jumper bars	-	-	-	-	10	400	-	6
1SNA179671R1300	BJMI6D-5	Jumper bars	-	-	-	-	10	500	90000	6
1SNA179672R1400	BJMI6D-10	Jumper bars	-	-	-	-	10	500	40000	6
1SNA190001R2000	D35/27.FF	Power terminal blocks	1000	600	113	51.5	10	80	1920	31
1SNA190002R2100	D70/32.FF	Power terminal blocks	1000	600	140	59.5	3	48	1152	31
1SNA190003R2200	D120/42.FF	Power terminal blocks	1000	600	140	68.5	1	25	1200	31
1SNA190004R2300	D185/55.FF	Power terminal blocks	1000	600	163	82.5	1	20	480	31
1SNA190005R2400	D300/55.FF	Power terminal blocks	1000	600	163	91.5	1	20	480	31
1SNA190006R2500	D35/27.AF	Power terminal blocks	1000	600	136.5	63.2	10	80	1920	31
1SNA190007R2600	D70/32.AF	Power terminal blocks	1000	600	165	80.8	3	24	576	31
1SNA190008R0700	D120/42.AF	Power terminal blocks	1000	600	197	100	1	30	720	31
1SNA190009R0000	D185/55.AF	Power terminal blocks	1000	600	228.5	121	1	10	240	31
1SNA190016R1600	CPUF35	Protective covers	-	-	-	-	10	300	12000	31
1SNA190017R1700	CPUF70	Protective covers	-	-	-	-	10	300	720	31
1SNA190018R2000	CPUF120	Protective covers	-	-	-	-	5	80	1920	31
1SNA190019R2100	CPUF185/300	Protective covers	-	-	-	-	5	40	960	31
1SNA195637R1200	M4/6.3A.P	Screw clamp terminal blocks	-	-	50.5	41.6	50	900	43200	10
1SNA195638R2300	M4/6.4A.P	Screw clamp terminal blocks	-	-	63.5	41.6	50	500	24000	10
1SNA196896R0000	SCAD	Circuit separators	-	-	-	-	10	5000	-	44
1SNA199034R1500	D4/6.ADO	ADO System® terminal blocks	1000	600	45	41	50	1000	48000	25
1SNA199035R1600	D4/6.ADO	ADO System® terminal blocks	1000	600	45	41	50	1000	48000	25
1SNA199036R1700	D4/6.N.ADO	ADO System® terminal blocks	1000	600	45	41	50	1000	48000	25
1SNA199042R2500	D6/8.ADO	ADO System® terminal blocks	1000	600	45	41	50	750	36000	25
1SNA199043R2600	D6/8.ADO	ADO System® terminal blocks	1000	600	45	41	50	750	36000	25
1SNA199044R2700	D6/8.N.ADO	ADO System® terminal blocks	1000	600	45	41	50	750	36000	25
1SNA199050R0100	D4/6.P.ADO	ADO System® terminal blocks	-	-	50	41	50	900	43200	25
1SNA199051R2600	D1.5/6.ADO	ADO System® terminal blocks	1000	600	45.5	41	50	1000	48000	28
1SNA199052R2700	D1.5/6.ADO	ADO System® terminal blocks	1000	600	45.5	41	50	1000	48000	28
1SNA199053R2000	D1.5/6.N.ADO	ADO System® terminal blocks	1000	600	45.5	41	50	1000	48000	28

Additional technical data

Order code	Type	Description	Rated voltage (IEC) V	Rated voltage (UL/CSA) V	Product length mm	Product height mm	Units per box	Units per carton	Units per pallet	Page
1SNA199059R0600	D2.5/8.ADO	ADO System® terminal blocks	1000	600	45.5	41	50	750	36000	28
1SNA199060R0300	D2.5/8.ADO	ADO System® terminal blocks	1000	600	45.5	41	50	750	36000	28
1SNA199061R2000	D2.5/8.N.ADO	ADO System® terminal blocks	1000	600	45.5	41	50	750	36000	28
1SNA199091R1700	D2.5/8.P.ADO	ADO System® terminal blocks	-	-	50	41	50	500	24000	28
1SNA199095R1300	ML10/13.SF	Screw clamp terminal blocks	800	600	85	58	20	200	4800	8
1SNA199098R2600	D1.5/6.P.ADO	ADO System® terminal blocks	-	-	50	41	50	900	43200	28
1SNA199107R2400	D4/6.SN.ADO	ADO System® terminal blocks	500	600	55	44.5	50	700	33600	26
1SNA199118R2600	D6/8.P.ADO	ADO System® terminal blocks	-	-	50	41	50	750	18000	25
1SNA199137R1100	D4/8.SN.ADO	ADO System® terminal blocks	500	600	55	44.5	50	800	-	26
1SNA199139R2300	D4/8.SNT2.ADO	ADO System® terminal blocks	500	600	55	44.5	50	800	-	26
1SNA199144R2000	D1.5/6.SNT2.ADO	ADO System® terminal blocks	500	600	68.5	44.5	50	500	24000	29
1SNA199165R2500	ML10/13.SFL1	Screw clamp terminal blocks	800	600	85	58	20	200	9600	8
1SNA199166R2600	ML10/13.SFD	Screw clamp terminal blocks	800	600	85	58	20	200	4800	8
1SNA199168R0000	ML10/13.SFL	Screw clamp terminal blocks	800	600	85	58	20	200	9600	8
1SNA199184R1100	D2.5/8.SFT.ADO2	ADO System® terminal blocks	630	600	80.5	41.5	50	450	10800	30
1SNA199186R1300	D2.5/8.SNNT.ADO2	ADO System® terminal blocks	630	600	80.5	41.5	50	450	10800	30
1SNA199187R1400	D2.5/8.SFLT.ADO2	ADO System® terminal blocks	500	600	80.5	41.5	50	450	10800	30
1SNA199188R2500	D2.5/8.SFDT.ADO2	ADO System® terminal blocks	500	600	80.5	41.5	50	450	10800	30
1SNA199208R1100	D1.5/8.SFT.ADO	ADO System® terminal blocks	630	600	80.5	41.5	50	450	10800	30
1SNA199210R0600	D1.5/8.SNNT.ADO	ADO System® terminal blocks	630	600	80.5	41.5	50	450	10800	30
1SNA199211R2300	D1.5/8.SFLT.ADO	ADO System® terminal blocks	500	600	80.5	41.5	50	450	10800	30
1SNA199212R2400	D1.5/8.SFDT.ADO	ADO System® terminal blocks	500	600	80.5	41.5	50	450	10800	30
1SNA199220R0000	D4/6.PT1	Screw clamp terminal blocks	-	-	90	64.5	25	375	-	6
1SNA199231R2700	D2.5/8.SNT2.ADO	ADO System® terminal blocks	500	600	68.5	44.5	50	450	10800	29
1SNA199232R2000	D2.5/8.SNT2.ADO	ADO System® terminal blocks	500	600	68.5	44.5	50	450	10800	29
1SNA199235R2300	D4/6.SNT2.ADO	ADO System® terminal blocks	500	600	55	44.5	50	500	33600	26
1SNA199242R0200	D4/6.D2.ADO	ADO System® terminal blocks	800	600	85.3	68	50	500	12000	26
1SNA199243R0300	D4/6.D2.ADO	ADO System® terminal blocks	800	600	85.3	68	50	500	-	26
1SNA199244R0400	D4/6.D2.N.ADO	ADO System® terminal blocks	800	600	85.3	68	50	500	-	26
1SNA199275R0300	DR4/6.ADO	ADO System® terminal blocks	800	600	31	28.5	100	1600	38400	40
1SNA199279R1700	DR4/8.ADO	ADO System® terminal blocks	1000	600	31	28.5	100	1600	38400	40
1SNA199283R2400	DR1.5/6.ADO	ADO System® terminal blocks	1000	600	31	28.5	100	1600	38400	40
1SNA199287R2000	DR2.5/8.ADO	ADO System® terminal blocks	1000	600	31	28.5	100	1600	3840	40
1SNA199336R2000	FEDAD1	End sections	-	-	-	-	20	1400	112000	25
1SNA199339R0300	FEDAD1	End sections	-	-	-	-	20	1500	-	25
1SNA199341R0500	FEMAD3	End sections	-	-	-	-	20	1500	72000	28
1SNA199343R0700	FEMAD3	End sections	-	-	-	-	20	1000	-	28
1SNA199352R0000	FEDAD4	End sections	-	-	-	-	20	4000	-	26
1SNA199354R0200	FEDAD5	End sections	-	-	-	-	20	1000	48000	29
1SNA199382R2700	FEDAD7	End sections	-	-	-	-	20	1000	48000	30
1SNA199417R1200	FED2AD1	End sections	-	-	-	-	20	800	19200	26
1SNA199421R1600	FEAD1	End section Kits	-	-	-	-	20	1500	72000	40
1SNA199423R1000	FEAD2	End sections	-	-	-	-	20	1000	48000	40
1SNA199444R2500	M4/6.D2.2S2	Screw clamp terminal blocks	500	300	94.5	96	25	375	9000	6
1SNA199448R0100	M4/6.D2.2S2T	Screw clamp terminal blocks	500	300	94.5	96	25	375	9000	6
1SNA199476R2500	FED2AD2	End sections	-	-	-	-	20	400	19200	29
1SNA199480R2600	D1.5/6.D2.ADO	ADO System® terminal blocks	800	300	93	68	50	450	10800	29
1SNA199481R1300	D1.5/6.D2.ADO	ADO System® terminal blocks	800	300	93	68	50	450	-	29
1SNA199482R1400	D1.5/6.D2.N.ADO	ADO System® terminal blocks	800	300	93	68	50	450	-	29
1SNA199527R1000	DS4/8.P.ADO	ADO System® terminal blocks	-	-	49	27.5	100	900	21600	40
1SNA199528R2100	DS2.5/8.P.ADO	ADO System® terminal blocks	-	-	49	27.5	100	900	21600	40
1SNA199551R2000	SCAD5	Circuit separators	-	-	-	-	10	-	-	44
1SNA199554R2300	D2.5/5.ADO	ADO System® terminal blocks	1000	600	45	41	50	1000	48000	25
1SNA199555R2400	D2.5/5.ADO	ADO System® terminal blocks	1000	600	45	41	50	1000	48000	25
1SNA199556R2500	D2.5/5.N.ADO	ADO System® terminal blocks	1000	600	45	41	50	1000	48000	25
1SNA199563R2400	D1/5.ADO	ADO System® terminal blocks	1000	600	45.5	41	50	1000	48000	28
1SNA199564R2500	D1/5.ADO	ADO System® terminal blocks	1000	600	45.5	41	50	1000	48000	28
1SNA199565R2600	D1/5.N.ADO	ADO System® terminal blocks	1000	600	45.5	41	50	1000	48000	28
1SNA199591R1100	D1.5/6.SNT2.ADO	ADO System® terminal blocks	500	600	68.5	44.5	50	500	24000	29
1SNA199635R2400	FEM13UV0	End sections	-	-	-	-	10	2000	24000	8
1SNA199870R0400	PCS4 IP20	Lateral jumper bars	-	-	-	-	25	500	84000	12
1SNA199871R2100	PCS2 IP20	Short circuit bridges	-	-	-	-	25	500	90000	12
1SNA199872R2200	PCS 3 IP20	Short circuit bridges	-	-	-	-	25	500	24000	12
1SNA199876R2600	FEM3APV0	End sections	-	-	48	39.3	20	2000	-	10
1SNA199879R0100	FEM4APV0	End sections	-	-	63.5	39.3	20	2500	-	10
1SNA205710R1100	OUTAD	Tools	-	-	-	-	1	25	600	28

Additional technical data

Order code	Type	Description	Rated voltage (IEC) V	Rated voltage (UL/CSA) V	Product length mm	Product height mm	Units per box	Units per carton	Units per pallet	Page
1SNA205721R0000	EXAD2	Extraction tools	-	-	-	-	1	100	4800	28
1SNA205735R0600	BJM4-2	Jumper bars	-	-	-	-	10	1000	48000	40
1SNA205736R0700	BJM4-3	Jumper bars	-	-	-	-	10	1000	48000	40
1SNA205737R0000	BJM4-5	Jumper bars	-	-	-	-	10	1000	48000	40
1SNA205738R1100	BJM4-10	Jumper bars	-	-	-	-	10	1000	48000	40
1SNA205772R1300	BJS27 2 POLES	Jumper bars	-	-	-	-	5	100	4800	31
1SNA205773R1400	BJS27 3 POLES	Jumper bars	-	-	-	-	5	100	4800	31
1SNA205774R1500	BJS32 2 POLES	Jumper bars	-	-	-	-	5	100	4800	31
1SNA205775R1600	BJS32 3 POLES	Jumper bars	-	-	-	-	5	100	4800	31
1SNA205776R1700	BJS42 2 POLES	Jumper bars	-	-	-	-	5	100	4800	31
1SNA205777R1000	BJS42 3 POLES	Jumper bars	-	-	-	-	5	100	4800	31
1SNA205778R2100	BJS551 2 POLES	Jumper bars	-	-	-	-	5	100	4800	31
1SNA205779R2200	BJS551 3 POLES	Jumper bars	-	-	-	-	5	100	4800	31
1SNA205955R0300	BJADO5.2	Jumper bars	-	-	-	-	20	2000	96000	40
1SNA205956R0400	BJADO5.3	Jumper bars	-	-	-	-	20	2000	96000	40
1SNA205957R0500	BJADO5.4	Jumper bars	-	-	-	-	20	2000	96000	40
1SNA205958R1600	BJADO5.5	Jumper bars	-	-	-	-	20	2000	96000	40
1SNA205963R0300	BJADO5.10	Jumper bars	-	-	-	-	10	1000	48000	40
1SNA205973R0500	BJADO5.20	Jumper bars	-	-	-	-	10	1000	48000	40
1SNA205974R0600	BJADO6.2	Jumper bars	-	-	-	-	20	2000	96000	40
1SNA205975R0700	BJADO6.3	Jumper bars	-	-	-	-	20	2000	96000	40
1SNA205976R0000	BJADO6.4	Jumper bars	-	-	-	-	20	2000	96000	40
1SNA205977R0100	BJADO6.5	Jumper bars	-	-	-	-	20	2000	96000	40
1SNA205982R2700	BJADO6.10	Jumper bars	-	-	-	-	10	1000	48000	40
1SNA205992R2100	BJADO6.20	Jumper bars	-	-	-	-	10	1000	48000	40
1SNA206053R0700	BJMI31.2-2	Jumper bars	-	-	-	-	1	-	-	4
1SNA206054R0000	BJMI31.3-3	Jumper bars	-	-	-	-	1	-	-	4
1SNA206126R2500	BJMI36.2-2	Jumper bars	-	-	-	-	1	-	-	4
1SNA206223R0600	BJMI36.3-3	Jumper bars	-	-	-	-	1	-	-	4
1SNA206277R1400	TGA3.156	Assembly rods	-	-	-	-	1	1000	-	44
1SNA206394R0200	EV61	Fastening kits	-	-	-	-	20	2600	-	12
1SNA206680R1500	AJS9-1-BK	Jumper bars	-	-	-	-	25	1000	-	13
1SNA206681R0200	AJS9-2-GN	Jumper bars	-	-	-	-	25	1000	-	13
1SNA206682R0300	AJS9-3	Jumper bars	-	-	-	-	25	1000	-	13
1SNA206683R0400	AJS9-4-BL	Jumper bars	-	-	-	-	25	1000	-	13
1SNA206720R1400	AJS9-5-RD	Jumper bars	-	-	-	-	25	-	-	13
1SNA206721R0100	AL4-M3	Test sockets	-	-	-	-	50	5000	240000	45
1SNA215038R2000	FE2CPE	End sections	-	-	-	-	20	1000	-	33
1SNA215071R2100	FEDCP	End sections	-	-	-	-	20	1500	-	33
1SNA215266R0100	FEM8T6	End sections	-	-	-	-	10	800	38400	12
1SNA215580R2100	FED2-4	End sections	-	-	-	-	25	1100	-	40
1SNA229000R1500	RC410	Terminal block markers	-	-	10	4	1	50	-	48
1SNA230000R1200	RC55	Terminal block markers	-	-	5	4.8	1	3800	-	48
1SNA230002R0000	RC55 10(x1 A 10) HORIZ.	Terminal block markers	-	-	-	-	1	-	-	46
1SNA230003R0100	RC55 11->20 (x10) Horizontal	Terminal block markers	-	-	5	4.8	1	50	-	46
1SNA230004R0200	RC55 21->30 (x10) Horizontal	Terminal block markers	-	-	5	4.8	1	50	-	46
1SNA230005R0300	RC55 31->40 (x10) Horizontal	Terminal block markers	-	-	5	4.8	1	50	-	46
1SNA230006R0400	RC55 41->50 (x10) Horizontal	Terminal block markers	-	-	5	4.8	1	50	-	46
1SNA230003R0700	RC55 1->100 Horizontal	Terminal block markers	-	-	5	4.8	1	50	-	46
1SNA230041R0600	RC55 1->10 (x10) vertical	Terminal block markers	-	-	5	4.8	1	50	-	46
1SNA230042R0700	RC55 11->20 (x10) vertical	Terminal block markers	-	-	5	4.8	1	50	-	46
1SNA230043R0000	RC55 21->30 (x10) vertical	Terminal block markers	-	-	5	4.8	1	50	-	46
1SNA230044R0100	RC55 31->40 (x10) vertical	Terminal block markers	-	-	5	4.8	1	50	-	46
1SNA230045R0200	RC55 41->50 (x10) vertical	Terminal block markers	-	-	5	4.8	1	50	-	46
1SNA230060R1500	RC55 1->100 vertical	Terminal block markers	-	-	5	4.8	1	50	-	46
1SNA230131R2500	RC55 L1-L2-L3-N-PE (x20) H	Terminal block markers	-	-	5	4.8	1	50	-	46
1SNA231000R0700	RC510	Terminal block markers	-	-	10	4.8	1	50	-	48
1SNA231002R2500	RC510 1->10 (x10) Horizontal	Terminal block markers	-	-	10	4.8	1	50	-	46
1SNA231003R2600	RC510 11->20 (x10) Horizontal	Terminal block markers	-	-	10	4.8	1	50	-	46
1SNA231004R2700	RC510 21->30 (x10) Horizontal	Terminal block markers	-	-	10	4.8	1	50	-	46
1SNA231005R2000	RC510 31->40 (x10) Horizontal	Terminal block markers	-	-	10	4.8	1	50	-	46
1SNA231006R2100	RC510 41->50 (x10) Horizontal	Terminal block markers	-	-	10	4.8	1	50	-	46
1SNA231030R2400	RC510 1->100 Horizontal	Terminal block markers	-	-	10	4.8	1	50	-	46
1SNA231041R2300	RC510 1->10 (x10) vertical	Terminal block markers	-	-	10	4.8	1	50	-	46
1SNA231042R2400	RC510 11->20 (x10) vertical	Terminal block markers	-	-	10	4.8	1	50	-	46
1SNA231043R2500	RC510 21->30 (x10) vertical	Terminal block markers	-	-	10	4.8	1	50	-	46

Additional technical data

Order code	Type	Description	Rated voltage (IEC) V	Rated voltage (UL/CSA) V	Product length mm	Product height mm	Units per box	Units per carton	Units per pallet	Page
1SNA231044R2600	RC510 31->40 (x10) vertical	Terminal block markers	-	-	10	4.8	1	50	-	46
1SNA231045R2700	RC510 41->50 (x10) vertical	Terminal block markers	-	-	10	4.8	1	50	-	46
1SNA231060R0200	RC510 1->100 vertical	Terminal block markers	-	-	10	4.8	1	50	-	46
1SNA231131R1200	RC510 L1-L2-L3-N-PE (x20) H	Terminal block markers	-	-	10	4.8	1	50	-	46
1SNA231600R1500	RC510TT	Terminal block markers	-	-	10	4.8	22	-	-	48
1SNA232000R0000	RC65	Terminal block markers	-	-	5	5.8	1	3450	-	48
1SNA232002R2600	RC65 1->10 (x10) Horizontal	Terminal block markers	-	-	5	5.8	1	50	-	46
1SNA232003R2700	RC65 11->20 (x10) Horizontal	Terminal block markers	-	-	5	5.8	1	50	-	46
1SNA232004R2000	RC65 21->30 (x10) Horizontal	Terminal block markers	-	-	5	5.8	1	50	-	46
1SNA232005R2100	RC65 31->40 (x10) Horizontal	Terminal block markers	-	-	5	5.8	1	50	-	46
1SNA232006R2200	RC65 41->50 (x10) Horizontal	Terminal block markers	-	-	5	5.8	1	50	-	46
1SNA232030R2500	RC65 1->100 Horizontal	Terminal block markers	-	-	5	5.8	1	50	-	46
1SNA232041R2400	RC65 1->10 (x10) vertical	Terminal block markers	-	-	5	5.8	1	50	-	46
1SNA232042R2500	RC65 11->20 (x10) vertical	Terminal block markers	-	-	5	5.8	1	50	-	46
1SNA232043R2600	RC65 21->30 (x10) vertical	Terminal block markers	-	-	5	5.8	1	50	-	46
1SNA232044R2700	RC65 31->40 (x10) vertical	Terminal block markers	-	-	5	5.8	1	50	-	46
1SNA232045R2000	RC65 41->50 (x10) vertical	Terminal block markers	-	-	5	5.8	1	50	-	46
1SNA232060R0300	RC65 1->100 vertical	Terminal block markers	-	-	5	5.8	1	50	-	46
1SNA232131R1300	RC65 L1-L2-L3-N-PE (x20) H	Terminal block markers	-	-	5	5.8	1	50	-	46
1SNA233000R0100	RC 610	Terminal block markers	-	-	10	5.8	1	1485	-	48
1SNA233002R2700	RC610 10X(1 A 10) HORIZ.	Terminal block markers	-	-	10	5.8	1	45	-	46
1SNA233003R2000	RC610 11->20 (x10) Horizontal	Terminal block markers	-	-	10	5.8	1	45	-	46
1SNA233004R2100	RC610 21->30 (x10) Horizontal	Terminal block markers	-	-	10	5.8	1	45	-	46
1SNA233005R2200	RC610 31->40 (x10) Horizontal	Terminal block markers	-	-	10	5.8	1	45	-	46
1SNA233006R2300	RC610 41->50 (x10) Horizontal	Terminal block markers	-	-	10	5.8	1	45	-	46
1SNA233030R2600	RC610 1->100 Horizontal	Terminal block markers	-	-	10	5.8	1	45	-	46
1SNA233041R2500	RC610 1->10 (x10) vertical	Terminal block markers	-	-	10	5.8	1	45	-	46
1SNA233042R2600	RC610 11->20 (x10) vertical	Terminal block markers	-	-	10	5.8	1	45	-	46
1SNA233043R2700	RC610 21->30 (x10) vertical	Terminal block markers	-	-	10	5.8	1	45	-	46
1SNA233044R2000	RC610 31->40 (x10) vertical	Terminal block markers	-	-	10	5.8	1	45	-	46
1SNA233045R2100	RC610 41->50 (x10) vertical	Terminal block markers	-	-	10	5.8	1	45	-	46
1SNA233060R0400	RC610 1->100 vertical	Terminal block markers	-	-	10	5.8	1	45	-	46
1SNA233131R1400	RC610 L1-L2-L3-N-PE (x20) H	Terminal block markers	-	-	10	5.8	1	45	-	46
1SNA233600R1700	RC610TT	Terminal block markers	-	-	10	5.8	22	-	-	48
1SNA234000R0200	RC810	Terminal block markers	-	-	10	7.95	1	1155	-	48
1SNA234002R2000	RC810 1->10 (x10) Horizontal	Terminal block markers	-	-	10	7.95	1	35	-	46
1SNA234003R2100	RC810 11->20 (x10) Horizontal	Terminal block markers	-	-	10	7.95	1	35	-	46
1SNA234004R2200	RC810 21->30 (x10) Horizontal	Terminal block markers	-	-	10	7.95	1	35	-	46
1SNA234005R2300	RC810 31->40 (x10) Horizontal	Terminal block markers	-	-	10	7.95	1	35	-	46
1SNA234006R2400	RC810 41->50 (x10) Horizontal	Terminal block markers	-	-	10	7.95	1	35	-	46
1SNA234030R2700	RC810 1->100 Horizontal	Terminal block markers	-	-	10	7.95	1	35	-	46
1SNA234041R2600	RC810 1->10 (x10) vertical	Terminal block markers	-	-	10	7.95	1	35	-	46
1SNA234042R2700	RC810 11->20 (x10) vertical	Terminal block markers	-	-	10	7.95	1	35	-	46
1SNA234043R2000	RC810 21->30 (x10) vertical	Terminal block markers	-	-	10	7.95	1	35	-	46
1SNA234044R2100	RC810 31->40 (x10) vertical	Terminal block markers	-	-	10	7.95	1	35	-	46
1SNA234045R2200	RC810 41->50 (x10) vertical	Terminal block markers	-	-	10	7.95	1	35	-	46
1SNA234060R0500	RC810 1->100 vertical	Terminal block markers	-	-	10	7.95	1	35	-	46
1SNA234600R1000	RC810TT	Terminal block markers	-	-	10	7.95	22	-	-	48
1SNA235700R1500	HTP500 KIT	Marking systems	-	-	-	-	1	-	-	50
1SNA235702R0300	HTS500	Marking systems	-	-	-	-	1	-	-	50
1SNA235703R0400	HTP500-FEED	Marking systems	-	-	-	-	1	-	-	50
1SNA235704R0500	HTP500-PL	Marking systems	-	-	-	-	1	-	-	50
1SNA235705R0600	HTP500-PL2	Marking systems	-	-	-	-	1	-	-	48
1SNA235706R0700	HTP500-BAS	Marking systems	-	-	-	-	1	-	-	50
1SNA235708R1100	HTP500-LPT	Marking systems	-	-	-	-	1	-	-	50
1SNA235709R1200	HTP500-PW	Marking systems	-	-	-	-	1	-	-	50
1SNA235710R0600	RIB-B	Marking systems	-	-	-	-	3	-	-	50
1SNA235711R2300	RIB-R	Marking systems	-	-	-	-	3	-	-	50
1SNA235714R2600	HTP500-CLEAN	Marking systems	-	-	-	-	1	-	-	50
1SNA235715R2700	HTP500-ROLL	Marking systems	-	-	-	-	1	-	-	50
1SNA235716R2000	HTP500-PRINT	Marking systems	-	-	-	-	1	-	-	50
1SNA235717R2100	HTP500-WB	Marking systems	-	-	-	-	1	-	-	50
1SNA235718R0200	RIB-RS	Marking systems	-	-	-	-	3	-	-	50
1SNA235719R0300	HTP500-USB	Marking systems	-	-	-	-	0	-	-	50
1SNA238000R1600	RC1010	Terminal block markers	-	-	10	9.95	1	35	-	48
1SNA238002R0400	RC1010 1->8 (x10) Horizontal	Terminal block markers	-	-	10	9.95	1	35	-	46

Additional technical data

Order code	Type	Description	Rated voltage (IEC) V	Rated voltage (UL/CSA) V	Product length mm	Product height mm	Units per box	Units per carton	Units per pallet	Page
1SNA238003R0500	RC1010 9->16 (x10) Horizontal	Terminal block markers	-	-	10	9.95	1	35	-	46
1SNA238004R0600	RC1010 17->24 (x10) Horizontal	Terminal block markers	-	-	10	9.95	1	35	-	46
1SNA238005R0700	RC1010 25->32 (x10) Horizontal	Terminal block markers	-	-	10	9.95	1	35	-	46
1SNA238006R0000	RC1010 33->40 (x10) Horizontal	Terminal block markers	-	-	10	9.95	1	35	-	46
1SNA238003R0300	RC1010 1->80 Horizontal	Terminal block markers	-	-	10	9.95	1	35	-	46
1SNA238051R0400	RC1010 1->8 (x10) vertical	Terminal block markers	-	-	10	9.95	1	35	-	46
1SNA238052R0500	RC1010 9->16 (x10) vertical	Terminal block markers	-	-	10	9.95	1	35	-	46
1SNA238053R0600	RC1010 17->24 (x10) vertical	Terminal block markers	-	-	10	9.95	1	35	-	46
1SNA238054R0700	RC1010 25->32 (x10) vertical	Terminal block markers	-	-	10	9.95	1	35	-	46
1SNA238055R0000	RC1010 33->40 (x10) vertical	Terminal block markers	-	-	10	9.95	1	35	-	46
1SNA238080R0600	RC1010 1->80 vertical	Terminal block markers	-	-	10	9.95	1	35	-	46
1SNA290011R2500	D2.5/5.4L	Spring clamp terminal blocks	800	600	80	30.5	50	1250	30000	20
1SNA290012R2600	D2.5/5.4L	Spring clamp terminal blocks	800	600	80	30.5	50	1250	30000	20
1SNA290013R2700	D2.5/5.N.4L	Spring clamp terminal blocks	800	600	80	30.5	50	1250	30000	20
1SNA290019R0500	D2.5/5.P.4L	Spring clamp terminal blocks	-	-	80	30.5	50	500	24000	20
1SNA290021R2700	D2.5/5.2L	Spring clamp terminal blocks	800	600	58	30.5	50	1800	43200	20
1SNA290022R2000	D2.5/5.2L	Spring clamp terminal blocks	800	600	58	30.5	50	1800	43200	20
1SNA290023R2100	D2.5/5.N.2L	Spring clamp terminal blocks	800	600	58	30.5	50	1800	43200	20
1SNA290029R0700	D2.5/5.P.2L	Spring clamp terminal blocks	-	-	58	30.5	50	750	36000	20
1SNA290031R2100	D2.5/5.3L	Spring clamp terminal blocks	800	600	69	30.5	50	1500	36000	20
1SNA290032R2200	D2.5/5.3L	Spring clamp terminal blocks	800	600	69	30.5	50	1500	36000	20
1SNA290033R2300	D2.5/5.N.3L	Spring clamp terminal blocks	800	600	69	30.5	50	1500	36000	20
1SNA290039R0100	D2.5/5.P.3L	Spring clamp terminal blocks	-	-	69	30.5	50	750	36000	20
1SNA290041R0300	D2.5/5.SNBT.2L	Spring clamp terminal blocks	500	500	80	36.5	50	750	36000	20
1SNA290042R0400	D2.5/5.SNBT.2L	Spring clamp terminal blocks	500	500	80	36.5	50	750	36000	20
1SNA290061R0700	D4/6.2L	Spring clamp terminal blocks	800	600	62.5	30.5	50	750	36000	20
1SNA290062R0000	D4/6.2L	Spring clamp terminal blocks	800	600	62.5	30.5	50	750	36000	20
1SNA290063R0100	D4/6.N.2L	Spring clamp terminal blocks	800	600	62.5	30.5	50	750	36000	20
1SNA290069R1700	D4/6.P.2L	Spring clamp terminal blocks	-	-	62.5	30.5	50	750	36000	20
1SNA290081R2400	D6/8.2L	Spring clamp terminal blocks	800	600	67	30.5	50	700	16800	20
1SNA290082R2500	D6/8.2L	Spring clamp terminal blocks	800	600	67	30.5	50	300	14400	20
1SNA290083R2600	D6/8.N.2L	Spring clamp terminal blocks	800	600	67	30.5	50	300	14400	20
1SNA290089R0400	D6/8.P.2L	Spring clamp terminal blocks	-	-	67	30.5	50	300	14400	20
1SNA290091R2600	D2.5/8.SFT.2L	Spring clamp terminal blocks	630	600	80.3	45.5	50	450	10800	20
1SNA290092R2700	D2.5/8.SFT.2L	Spring clamp terminal blocks	630	600	80.3	45.5	50	450	-	20
1SNA290093R2000	D2.5/8.SFT.2L	Spring clamp terminal blocks	630	600	80.3	45.5	50	450	-	20
1SNA290094R2100	D2.5/8.SFT.2L	Spring clamp terminal blocks	630	600	80.3	45.5	50	450	10800	20
1SNA290097R2400	D2.5/8.SNT.2L	Spring clamp terminal blocks	630	600	80.3	45.5	50	450	-	20
1SNA290131R2200	D2.5/5.SNBT.4L	Spring clamp terminal blocks	500	500	80	36.5	50	500	24000	20
1SNA290132R2300	D2.5/5.SNBT.4L	Spring clamp terminal blocks	500	500	80	36.5	50	500	24000	20
1SNA290161R0000	D2.5/5.D2.L	Spring clamp terminal blocks	500	300	95	49	50	450	10800	20
1SNA290163R0200	D2.5/5.D2.N.L	Spring clamp terminal blocks	500	300	95	49	50	450	10800	20
1SNA290201R1100	DR2.5/5.2L	Spring clamp terminal blocks	800	600	33	25	100	1000	48000	40
1SNA290203R1300	DR2.5/5.N.2L	Spring clamp terminal blocks	800	600	33	25	100	1000	48000	40
1SNA290211R0200	DR2.5/10.4L	Spring clamp terminal blocks	800	600	33	25	100	1600	38400	40
1SNA290213R0400	DR2.5/10.N.4L	Spring clamp terminal blocks	800	600	33	25	100	1600	38400	40
1SNA290221R0400	DS2.5/5.2L	Spring clamp terminal blocks	800	600	38	24.5	100	1000	48000	40
1SNA290223R0600	DS2.5/5.N.2L	Spring clamp terminal blocks	800	600	38	24.5	100	1000	48000	40
1SNA290231R0600	DS2.5/10.4L	Spring clamp terminal blocks	800	600	38	24.5	100	1600	38400	40
1SNA290233R0000	DS2.5/10.N.4L	Spring clamp terminal blocks	800	600	38	24.5	100	1600	38400	40
1SNA290291R0300	D10/10.2L	Spring clamp terminal blocks	1000	600	77.5	35.2	25	350	16800	20
1SNA290292R0400	D10/10.2L	Spring clamp terminal blocks	1000	600	77.5	35.2	25	350	16800	20
1SNA290293R0500	D10/10.N.2L	Spring clamp terminal blocks	1000	600	77.5	35.2	25	350	16800	20
1SNA290299R1300	D10/10.P.2L	Spring clamp terminal blocks	-	-	77.5	35.2	25	350	16800	20
1SNA290311R0600	FED5.3L	End sections	-	-	-	-	20	1000	48000	20
1SNA290350R2100	D2.5/5C3.L	Spring clamp terminal blocks	300	300	79	41	50	700	33600	20
1SNA290352R1700	D2.5/5C3.L.L	Spring clamp terminal blocks	300	300	79	41	50	700	33600	20
1SNA290354R1100	D2.5/5C4.L	Spring clamp terminal blocks	300	300	95	41	50	450	21600	20
1SNA290356R1300	D2.5/5C4.L.L	Spring clamp terminal blocks	300	300	95	41	50	450	21600	20
1SNA290358R2500	FED5.C3.L (L+R)	End sections	-	-	-	-	20	800	-	20
1SNA290360R2300	FED5.C4.L (L+R)	End sections	-	-	-	-	20	20	-	20
1SNA290365R1400	PC5.34	Lateral jumper bars	-	-	-	-	10	1000	48000	20
1SNA290366R1500	PC5.34	Lateral jumper bars	-	-	-	-	10	1000	48000	20
1SNA290367R1600	PC5.34	Lateral jumper bars	-	-	-	-	10	1000	48000	20
1SNA290371R1200	D1.5/4.2L	Spring clamp terminal blocks	800	600	58	30.5	50	1800	43200	20
1SNA290372R1300	D1.5/4.2L	Spring clamp terminal blocks	800	600	58	30.5	50	1800	43200	20

Additional technical data

Order code	Type	Description	Rated voltage (IEC) V	Rated voltage (UL/CSA) V	Product length mm	Product height mm	Units per box	Units per carton	Units per pallet	Page
1SNA290373R1400	D1.5/4.N.2L	Spring clamp terminal blocks	800	600	58	30.5	50	1800	43200	20
1SNA290379R2200	D1.5/4.P.2L	Spring clamp terminal blocks	-	-	58	30.5	50	1800	43200	20
1SNA290381R0500	D1.5/4.4L	Spring clamp terminal blocks	800	600	80	30.5	50	750	36000	20
1SNA290382R0600	D1.5/4.4L	Spring clamp terminal blocks	800	600	80	30.5	50	750	36000	20
1SNA290383R0700	D1.5/4.N.4L	Spring clamp terminal blocks	800	600	80	30.5	50	750	36000	20
1SNA290389R1500	D1.5/4.P.4L	Spring clamp terminal blocks	-	-	80	30.5	50	750	36000	20
1SNA290405R0600	D4/6.3L	Spring clamp terminal blocks	800	600	78.5	30.5	50	450	21600	20
1SNA290406R0700	D4/6.3L	Spring clamp terminal blocks	800	600	78.5	30.5	50	450	21600	20
1SNA290407R0000	D4/6.N.3L	Spring clamp terminal blocks	800	600	78.5	30.5	50	450	21600	20
1SNA290409R1200	D4/6.P.3L	Spring clamp terminal blocks	-	-	78.5	30.5	50	450	21600	20
1SNA290410R0600	D4/6.4L	Spring clamp terminal blocks	800	600	94.5	30.5	50	450	21600	20
1SNA290411R2300	D4/6.4L	Spring clamp terminal blocks	800	600	94.5	30.5	50	450	21600	20
1SNA290412R2400	D4/6.N.4L	Spring clamp terminal blocks	800	600	94.5	30.5	50	450	21600	20
1SNA290414R2600	D4/6.P.4L	Spring clamp terminal blocks	-	-	94.5	30.5	50	450	21600	20
1SNA290418R0200	D6/8.3L	Spring clamp terminal blocks	800	600	86	30.5	30	750	18000	20
1SNA290419R0300	D6/8.N.3L	Spring clamp terminal blocks	800	600	86	30.5	30	750	18000	20
1SNA290420R0000	D6/8.3L	Spring clamp terminal blocks	800	600	86	30.5	30	750	18000	20
1SNA290422R2600	D6/8.P.3L	Spring clamp terminal blocks	-	-	86	30.5	30	750	18000	20
1SNA290423R2700	D10/10.3L	Spring clamp terminal blocks	1000	600	101.5	35	25	225	10800	20
1SNA290424R2000	D10/10.N.3L	Spring clamp terminal blocks	1000	600	101.5	35	25	225	10800	20
1SNA290425R2100	D10/10.3L	Spring clamp terminal blocks	1000	600	101.5	35	25	225	10800	20
1SNA290427R2300	D10/10.P.3L	Spring clamp terminal blocks	-	-	101.5	35	25	225	10800	20
1SNA290428R0400	D16/12.3L	Spring clamp terminal blocks	1000	600	106.5	43.5	10	300	7200	20
1SNA290429R0500	D16/12.N.3L	Spring clamp terminal blocks	1000	600	106.5	43.5	10	300	7200	20
1SNA290432R2000	D16/12.P.3L	Spring clamp terminal blocks	-	-	106.5	43.5	10	300	7200	20
1SNA290451R0300	BJE762.2	Jumper bars	-	-	-	-	10	1000	-	34
1SNA290452R0400	BJE762.5	Jumper bars	-	-	-	-	10	-	-	34
1SNA290453R0500	BJE762.10	Jumper bars	-	-	-	-	10	250	-	34
1SNA290456R0000	D2.5/5.T3.L	Spring clamp terminal blocks	500	150	92.5	69.5	25	375	9000	20
1SNA290458R1200	D2.5/5.T3.PL	Spring clamp terminal blocks	500	150	103.5	69.5	25	375	9000	20
1SNA290459R1300	D2.5/5.T1.PL	Spring clamp terminal blocks	500	500	103.5	69.5	25	375	9000	20
1SNA290481R2200	D4/7.ADO-CPE	Puggable terminal blocks	500	300	48.5	29	50	450	21600	34
1SNA290482R2300	D4/7.ADO-CPE	Puggable terminal blocks	500	300	48.5	29	50	300	14400	34
1SNA290483R2400	D2.5/7.ADO-CPE	Puggable terminal blocks	500	300	48.5	29	50	450	21600	34
1SNA290484R2500	D2.5/7.2ADO-CPE	Puggable terminal blocks	500	300	65.5	29	50	300	14400	34
1SNA290486R2700	D1.5/7.ADO-CPE	Puggable terminal blocks	500	300	48.5	29	50	450	21600	34
1SNA290487R2000	D1.5/7.2ADO-CPE	Puggable terminal blocks	500	300	65.5	29	50	450	21600	34
1SNA291041R2000	FED5.4L	End sections	-	-	-	-	20	1000	48000	20
1SNA291051R2200	FED5.3L	End sections	-	-	-	-	20	1000	48000	20
1SNA291061R2400	FED5.2L	End sections	-	-	-	-	20	1000	48000	20
1SNA291077R2400	CBD5.2L	Shield connectors	-	-	-	-	50	-	-	45
1SNA291102R2300	BJDL5.2	Jumper bars	-	-	-	-	50	5000	420000	20
1SNA291103R2400	BJDL5.3	Jumper bars	-	-	-	-	50	5000	-	20
1SNA291104R2500	BJDL5.4	Jumper bars	-	-	-	-	50	3000	540000	20
1SNA291105R2600	BJDL5.5	Jumper bars	-	-	-	-	20	2000	360000	20
1SNA291110R2600	BJDL5.10	Jumper bars	-	-	-	-	20	1000	180000	20
1SNA291122R1600	BJDL8.2	Jumper bars	-	-	-	-	50	6000	-	20
1SNA291123R1700	BJDL8.3	Jumper bars	-	-	-	-	50	6000	-	20
1SNA291128R2400	BJDL6.2	Jumper bars	-	-	-	-	50	5000	-	20
1SNA291129R2500	BJDL6.3	Jumper bars	-	-	-	-	50	6000	-	20
1SNA291131R1700	FED8SF.2L	End sections	-	-	-	-	20	700	33600	20
1SNA291144R2400	BJDL8.4	Jumper bars	-	-	-	-	50	5000	-	20
1SNA291145R2500	BJDL8.5	Jumper bars	-	-	-	-	20	5000	-	20
1SNA291161R2500	FED8.2L	End sections	-	-	-	-	20	1400	67200	20
1SNA291194R1700	BJDL6.4	Jumper bars	-	-	-	-	50	2500	-	20
1SNA291195R1000	BJDL6.5	Jumper bars	-	-	-	-	20	4000	-	20
1SNA291301R0200	FED1.L	End sections	-	-	-	-	20	700	33600	40
1SNA291322R2600	BJDL10.2	Jumper bars	-	-	-	-	50	5000	240000	40
1SNA291323R2700	BJDL10.3	Jumper bars	-	-	-	-	50	5000	240000	40
1SNA291324R2000	BJDL10.4	Jumper bars	-	-	-	-	20	2000	96000	40
1SNA291325R2100	BJDL10.5	Jumper bars	-	-	-	-	20	2000	96000	40
1SNA291351R0300	SCD5.2L	Circuit separators	-	-	-	-	20	-	-	44
1SNA291352R0400	SCD5.2L	Circuit separators	-	-	-	-	20	1000	48000	44
1SNA291361R0500	SCD5.3L	Circuit separators	-	-	-	-	20	5000	-	44
1SNA291362R0600	SCD5.3L	Circuit separators	-	-	-	-	20	1000	-	44
1SNA291371R0700	SCD5.4L	Circuit separators	-	-	-	-	20	1000	-	44

Additional technical data

Order code	Type	Description	Rated voltage (IEC) V	Rated voltage (UL/CSA) V	Product length mm	Product height mm	Units per box	Units per carton	Units per pallet	Page
1SNA291372R0000	SCD5.4L	Circuit separators	-	-	-	-	20	1000	-	44
1SNA291441R2600	FED5.D.L	End sections	-	-	-	-	20	800	38400	20
1SNA291461R2200	FED10.2L	End sections	-	-	-	-	20	3000	-	20
1SNA291472R2500	BJDL1 10.2	Jumper bars	-	-	-	-	50	2000	-	20
1SNA291474R2700	BJDL1 10.3	Jumper bars	-	-	-	-	50	2000	-	20
1SNA291476R2100	BJDL1 10.4	Jumper bars	-	-	-	-	50	0	-	20
1SNA291478R0300	BJDL1 10.5	Jumper bars	-	-	-	-	50	6000	-	20
1SNA291642R0600	BJDL 4.2	Jumper bars	-	-	-	-	50	7500	-	20
1SNA291694R2400	FED6.3L	End sections	-	-	-	-	20	3000	64800	20
1SNA291696R2600	FED6.4L	End sections	-	-	-	-	20	2000	-	20
1SNA291711R2400	FED8.3L	End sections	-	-	-	-	20	1500	-	20
1SNA291721R2600	FED12.3L	End sections	-	-	-	-	20	1	-	20
1SNA291731R2000	FED10.3L	End sections	-	-	-	-	20	-	-	20
1SNA291817R1700	FED5.T3.L	End sections	-	-	-	-	20	-	-	20
1SNA291818R2000	FED5.T3.PL	End sections	-	-	-	-	20	-	-	20
1SNA291832R1600	FECPE.ADO	End sections	-	-	-	-	20	1400	-	34
1SNA291833R1700	FECPE.2ADO	End sections	-	-	-	-	20	2000	-	34
1SNA299489R0700	DS4/6.ADO	ADO System® terminal blocks	800	600	42.3	28	100	1600	38400	40
1SNA299493R2300	DS4/8.ADO	ADO System® terminal blocks	1000	600	42.3	28	100	1600	38400	40
1SNA299497R2700	DS1.5/6.ADO	ADO System® terminal blocks	1000	600	42.3	28	100	1600	38400	40
1SNA299501R0300	DS2.5/8.ADO	ADO System® terminal blocks	1000	600	42.3	28	100	1600	38400	40
1SNA299632R0500	DR4/8.P.ADO	ADO System® terminal blocks	-	-	32	28	100	900	21600	40
1SNA299633R0600	DR2.5/8.P.ADO	ADO System® terminal blocks	-	-	32	28	100	900	21600	40
1SNA299683R0100	D4/6.T3	Screw clamp terminal blocks	500	300	90	64.5	25	375	9000	6
1SNA356200R2100	BRU160A	Distribution terminal blocks	690	600	91	45	1	10	-	17
1SNA356201R1600	BO 16/5 2 POLES	Distribution terminal blocks	-	-	-	-	5	10	-	17
1SNA356202R1700	BO 16/5 3 POLES	Distribution terminal blocks	-	-	-	-	5	-	-	17
1SNA356203R1000	BO 16/5 4 POLES	Distribution terminal blocks	-	-	-	-	5	-	-	17
1SNA356204R1100	BRU125A	Distribution terminal blocks	690	600	75	42.5	1	25	5200	17
1SNA356205R1200	PCF1.2	Lateral jumper bars	-	-	-	-	10	-	-	17
1SNA356206R1300	PCF1.8	Lateral jumper bars	-	-	-	-	10	-	-	17
1SNA356208R2500	BRU80A	Distribution terminal blocks	690	600	66	41.5	1	25	5200	17
1SNA356209R2600	BRT115	Distribution terminal blocks	690	600	71.5	38.5	1	10	-	17
1SNA356210R2100	BRT175	Distribution terminal blocks	690	600	71.5	38.5	1	10	-	17
1SNA356211R0700	BRTO125	Distribution terminal blocks	690	-	74.5	45	1	20	-	17
1SNA356212R0000	BRU175A	Distribution terminal blocks	690	600	61	39	1	20	-	17
1SNA360000R2400	KIT MAO AMS 500	Marking systems	-	-	-	-	1	1	-	51
1SNA360010R1500	SPRC 1	Marking systems	-	-	-	-	1	-	-	48
1SNA360031R0600	SPRC 21	Marking systems	-	-	-	-	1	1	-	48
1SNA360039R1600	SPRC 30	Marking systems	-	-	-	-	1	-	-	48
1SNA360098R1200	PEN HOLDER	Marking systems	-	-	-	-	1	-	-	51
1SNA360100R2500	AMS PEN 0.25	Marking systems	-	-	-	-	1	-	-	51
1SNA360101R1200	AMS PEN 0.35	Marking systems	-	-	-	-	1	-	-	51
1SNA360103R1400	AMS PEN 0.18	Marking systems	-	-	-	-	1	-	-	51
1SNA360104R1500	AMS PEN 0.50	Marking systems	-	-	-	-	1	-	-	51
1SNA360105R1600	AMS PEN 0.70	Marking systems	-	-	-	-	1	-	-	51
1SNA360106R1700	AMS PEN 1.00	Marking systems	-	-	-	-	1	-	-	51
1SNA360107R1000	HAND PEN	Marking systems	-	-	-	-	1	-	-	51
1SNA360120R1000	DISPOSABLE PLOTTER PEN 0.25	Marking systems	-	-	-	-	1	-	-	51
1SNA360121R0500	DISPOSABLE PLOTTER PEN 0.35	Marking systems	-	-	-	-	1	-	-	51
1SNA360122R0600	AMS BLACK TIP 0.3	Marking systems	-	-	-	-	1	-	-	51
1SNA360123R0700	AMS COLOR TIP 0.3	Marking systems	-	-	-	-	1	-	-	51
1SNA360150R2600	AMS INK CARTRIDGES	Marking systems	-	-	-	-	1	-	-	51
1SNA360155R1700	AMS CLEANER FLUID	Marking systems	-	-	-	-	1	-	-	51
1SNA360156R1000	AMS CLEANER KIT	Marking systems	-	-	-	-	1	-	-	51
1SNA360161R1500	DUST COVER AMS 500	Marking systems	-	-	-	-	1	-	-	50
1SNA360162R1600	SERVICE KIT FOR AMS500	Marking systems	-	-	-	-	1	-	-	51
1SNA360163R1700	SPDST 1	Marking systems	-	-	-	-	1	-	-	51
1SNA399030R0500	D2.5/5.P.ADO	ADO System® terminal blocks	-	-	50	41	50	500	24000	25
1SNA399031R2200	D1/5.P.ADO	ADO System® terminal blocks	-	-	45.5	41	-	500	24000	28
1SNA399067R0600	D2.5/5.I.N.3L	Spring clamp terminal blocks	800	600	55	41.5	50	900	43200	20
1SNA399068R1700	D2.5/5.I.3L	Spring clamp terminal blocks	800	600	55	41.5	50	900	43200	20
1SNA399070R1500	D2.5/5.I.N.4L	Spring clamp terminal blocks	800	600	55	41.5	50	900	43200	20
1SNA399071R0200	D2.5/5.I.4L	Spring clamp terminal blocks	800	600	55	41.5	50	900	43200	20
1SNA399072R0300	D2.5/5.I.P.3L	Spring clamp terminal blocks	-	-	55	41.5	50	900	43200	20
1SNA399073R0400	D2.5/5.I.P.4L	Spring clamp terminal blocks	-	-	55	41.5	50	900	43200	20

Additional technical data

Order code	Type	Description	Rated voltage (IEC) V	Rated voltage (UL/CSA) V	Product length mm	Product height mm	Units per box	Units per carton	Units per pallet	Page
1SNA399226R0200	D2.5/5.SN.ADO	ADO System® terminal blocks	320	300	55	44.5	50	1500	36000	26
1SNA399228R1400	D2.5/5.SNT2.ADO	ADO System® terminal blocks	320	300	55	44.5	50	1500	36000	26
1SNA399231R0700	D1/5.SNT2.ADO	ADO System® terminal blocks	320	300	68.5	44.5	50	1000	24000	29
1SNA399244R1400	D4/8.ADO	ADO System® terminal blocks	1000	600	45.5	41	50	750	36000	28
1SNA399245R1500	D6/8.ADO3	ADO System® terminal blocks	1000	600	45	41	50	750	36000	25
1SNA399250R2600	D4/8.P.ADO	ADO System® terminal blocks	-	-	50	41	50	500	24000	28
1SNA399251R1300	D6/8.P.ADO3	ADO System® terminal blocks	-	-	50	41	50	500	24000	25
1SNA399260R2000	D2.5/5.I.3L	Spring clamp terminal blocks	800	600	55	41.5	50	900	43200	20
1SNA399270R2200	D2.5/5.I.4L	Spring clamp terminal blocks	800	600	55	41.5	50	900	43200	20
1SNA399318R1600	D4/8.N.ADO	ADO System® terminal blocks	1000	600	45.5	41	50	750	36000	28
1SNA399319R1700	D6/8.N.ADO3	ADO System® terminal blocks	1000	600	45	41	50	750	36000	25
1SNA399341R1500	CEADOE	Test connectors	250	-	32.45	91.5	1	1000	48000	44
1SNA399345R1100	CEADO.5	Test connectors	250	-	32.45	91.5	5	1000	48000	44
1SNA399346R1200	CEADO.6	Test connectors	400	-	32.45	91.5	5	1000	48000	44
1SNA399347R1300	CEADO.7	Test connectors	400	-	32.45	91.5	5	1000	48000	44
1SNA399348R2400	CEADO.8	Test connectors	500	-	32.45	91.5	5	1000	48000	44
1SNA399406R0000	DR4/8.ADO3	ADO System® terminal blocks	1000	-	31	28.5	100	1600	38400	40
1SNA399411R2400	DS4/8.ADO3	ADO System® terminal blocks	1000	-	42.3	28	100	1600	38400	40
1SNA399424R2100	DR4/8.A.ADO3	ADO System® terminal blocks	1000	-	31	28.5	100	1600	38400	40
1SNA399429R0600	DS4/8.A.ADO3	ADO System® terminal blocks	1000	-	42.3	28	100	1600	38400	40
1SNA399442R0300	DR4/8.P.ADO3	ADO System® terminal blocks	-	-	32	28	50	750	36000	40
1SNA399443R0400	DS4/8.P.ADO3	ADO System® terminal blocks	-	-	49	27.5	50	750	36000	40
1SNA399444R0500	DR4/8.A.P.ADO3	ADO System® terminal blocks	-	-	32	28	50	750	36000	40
1SNA399445R0600	DS4/8.A.P.ADO3	ADO System® terminal blocks	-	-	49	27.5	50	750	36000	40
1SNA399491R2500	DR1/5.ADO	ADO System® terminal blocks	1000	600	31	28.5	100	1600	38400	40
1SNA399496R2200	DS1/5.ADO	ADO System® terminal blocks	1000	600	42.3	28	100	1600	38400	40
1SNA399509R1700	DR2.5/5.ADO	ADO System® terminal blocks	800	600	31	28.5	100	1600	38400	40
1SNA399514R2300	DS2.5/5.ADO	ADO System® terminal blocks	800	600	42.3	28	100	1600	38400	40
1SNA399563R0400	BJDL12.2	Jumper bars	-	-	-	-	25	2000	-	20
1SNA399571R0400	FED12.2L	End sections	-	-	-	-	10	1500	36000	20
1SNA399581R2700	D16/12.2L	Spring clamp terminal blocks	1000	600	93	43.5	25	200	4800	20
1SNA399582R2000	D16/12.N.2L	Spring clamp terminal blocks	1000	600	93	43.5	25	200	4800	20
1SNA399584R2200	D16/12.P.2L	Spring clamp terminal blocks	-	-	93	43.5	25	200	4800	20
1SNA399600R2600	D6/8.D2.ADO	ADO System® terminal blocks	800	-	85.3	68	50	400	9600	26
1SNA399602R1400	D6/8.D2.N.ADO	ADO System® terminal blocks	800	-	85.3	68	50	400	9600	26
1SNA399617R0200	D35/16.2L	Spring clamp terminal blocks	1000	600	116	50.5	10	200	4800	20
1SNA399618R1300	D35/16.N.2L	Spring clamp terminal blocks	1000	600	116	50.5	10	200	4800	20
1SNA399620R1100	D35/16.P.2L	Spring clamp terminal blocks	-	-	116	50.5	10	200	4800	20
1SNA399621R0600	BJDL16.2	Jumper bars	-	-	-	-	25	1000	-	20
1SNA399704R1200	D240/36.D10	Screw clamp terminal blocks	1000	600	119.4	117	5	5	800	4
1SNA399706R1400	D240/36.D10.N	Screw clamp terminal blocks	1000	600	119.4	117	5	-	800	4
1SNA399715R0400	D150/31.D10	Screw clamp terminal blocks	1000	-	119.4	107	5	20	400	4
1SNA399717R0600	D150/31.D10.N	Screw clamp terminal blocks	1000	-	119.4	107	5	-	400	4
1SNA399758R2700	FEDAD10	End sections	-	-	-	-	20	-	-	27
1SNA399762R1300	D4/8.SFT2.I.ADO2	ADO System® terminal blocks	630	600	68.2	40.9	50	700	16800	27
1SNA399763R1400	D4/8.SFI.ADO2	ADO System® terminal blocks	630	600	68.2	40.9	50	700	16800	27
1SNA399765R1600	D4/8.SNN.I.ADO2	ADO System® terminal blocks	630	600	68.2	40.9	50	700	16800	27
1SNA399767R1000	D4/8.SFL.I.ADO2	ADO System® terminal blocks	500	600	68.2	40.9	50	700	16800	27
1SNA399769R2200	D4/8.SFD.I.ADO2	ADO System® terminal blocks	500	600	68.2	40.9	50	700	16800	27
1SNA399777R1200	D4/8.SFT2.I.ADO	ADO System® terminal blocks	630	600	68.2	40.9	50	700	16800	27
1SNA399778R2300	D4/8.SNN.I.ADO	ADO System® terminal blocks	630	600	68.2	40.9	50	700	16800	27
1SNA399780R1200	D4/8.SFL.I.ADO	ADO System® terminal blocks	500	600	68.2	40.9	50	700	16800	27
1SNA399781R0700	D4/8.SFD.I.ADO	ADO System® terminal blocks	500	600	68.2	40.9	50	700	16800	27
1SNA399785R0300	D4/8.SFI.ADO	ADO System® terminal blocks	630	600	68.2	40.9	50	700	16800	27
1SNA399800R1700	D6/8.ADO3	ADO System® terminal blocks	1000	600	45	41	50	750	36000	25
1SNA399801R0400	D4/8.ADO	ADO System® terminal blocks	1000	600	45.5	41	50	750	36000	28
1SNA399896R2300	D1/5.D2.ADO	ADO System® terminal blocks	630	-	93	68	50	800	19200	29
1SNA399897R2400	D1/5.D2.N.ADO	ADO System® terminal blocks	630	-	93	68	50	800	19200	29
1SNA399898R0500	D2.5/5.D2.ADO	ADO System® terminal blocks	630	-	84.5	68.5	50	800	19200	26
1SNA399899R0600	D2.5/5.D2.N.ADO	ADO System® terminal blocks	630	-	84.5	68.5	50	800	19200	26
1SNA399931R2500	D4/6.D1.P.ADO	ADO System® terminal blocks	-	-	108.3	68.4	50	450	10800	26
1SNA400258R2000	CEL2.5	Test connectors	-	-	28.5	82.5	5	250	12000	44
1SNA400261R1300	CEL2.E	Test connectors	-	-	28.5	82.5	5	250	12000	44
1SNA400262R1400	CEL1.5	Test connectors	-	-	28.5	82.5	5	250	12000	44
1SNA400263R1500	CEL1.6	Test connectors	-	-	28.5	82.5	5	250	12000	44
1SNA400264R1600	CEL1.8	Test connectors	-	-	28.5	82.5	5	250	12000	44

Additional technical data

Order code	Type	Description	Rated voltage (IEC) V	Rated voltage (UL/CSA) V	Product length mm	Product height mm	Units per box	Units per carton	Units per pallet	Page
1SNA400265R1700	CEL1.E	Test connectors	-	-	28.5	82.5	5	250	12000	44
1SNA400270R2000	D4/8.D2.PSF	Screw clamp terminal blocks	300	300	99.1	102.6	25	400	56000	8
1SNA400271R1500	D4/8.D2.PSFL	Screw clamp terminal blocks	300	300	99.1	102.6	25	400	56000	8
1SNA400272R1600	D4/8.D2.PSFD	Screw clamp terminal blocks	300	300	99.1	102.6	25	400	56000	8
1SNA400273R1700	FEM8D2S1	End sections	-	-	-	-	20	-	-	8
1SNA400711R0600	PC8-R1	Lateral jumper bars	-	-	-	-	10	500	48000	13
1SNA400712R0700	PC8-R2	Lateral jumper bars	-	-	-	-	10	500	48000	13
1SNA400713R0000	PC8-R3	Lateral jumper bars	-	-	-	-	10	500	48000	13
1SNA400724R0300	PC8-R4	Lateral jumper bars	-	-	-	-	10	500	48000	13
1SNA400728R1700	DL16/17.5SF.CC1	Screw clamp terminal blocks	-	600	78	53.5	12	-	-	8
1SNA400731R0200	DL16/17.5SFL.CC1	Screw clamp terminal blocks	-	600	78	53.5	12	-	-	8
1SNA400732R0300	DL16/17.5.SF	Screw clamp terminal blocks	690	600	78	53.5	12	-	-	8
1SNA400733R0400	DL16/17.5.SFL	Screw clamp terminal blocks	690	600	78	53.5	12	-	-	8
1SNA400734R0500	DL16/17.5.SN	Screw clamp terminal blocks	690	600	78	53.5	12	-	-	8
1SNA400735R0600	VRDL	Assembly Clip	-	-	-	-	12	-	-	8
1SNA400736R0700	TGDL	Assembly Rod	-	-	-	-	12	-	-	8
1SNA400778R0000	D150/31.D10.YL	Screw clamp terminal blocks	1000	600	119.4	107	5	-	400	4
1SNA400779R0000	D240/36.D10.YL	Screw clamp terminal blocks	1000	600	119.4	117	5	-	800	4
1SNA621016R1100	BOM-8	Connecting Interfast MS	250	-	44.5	40.5	1	28	1344	38
1SNA621017R1200	BOM-16	Connecting Interfast MS	250	-	44.5	40.5	1	28	1344	38
1SNA631001R2500	B2OM-32	Connecting Interfast MS	250	-	74.5	45.5	1	20	960	38
1SNA631003R2700	B2OM-32-L	Connecting Interfast MS	30	-	74.5	45.5	1	20	960	38
1SNA631004R2000	BOM-8-1	Connecting Interfast MS	250	-	58.5	37.5	1	38	1824	38
1SNA631005R2100	BOM-16-1	Connecting Interfast MS	250	-	58.5	37.5	1	28	1344	38
1SNA631006R2200	BOM-8-L	Connecting Interfast MS	30	-	58.5	37.5	1	38	1824	38
1SNA631007R2300	BOM-16-L	Connecting Interfast MS	0	0	58.5	37.5	1	28	1344	38
1SNA631013R1000	BOM-16-F	Connecting Interfast MS	0	0	58.5	56.5	1	20	960	38
1SNA631016R1300	BOM-8-S	Connecting Interfast MS	0	0	58.5	37.5	1	38	1824	38
1SNA631017R1400	BOM-16-S	Connecting Interfast MS	0	0	58.5	37.5	1	28	1344	38
1SNA631024R1300	BOM-8-B	Connecting Interfast MS	0	0	74.5	45.5	1	38	1824	38
1SNA631025R1400	BOM-16-B	Connecting Interfast MS	0	0	74.5	45.5	1	20	960	38
1SNA631026R1500	BOM-8-BL	Connecting Interfast MS	0	0	74.5	45.5	1	38	1824	38
1SNA631027R1600	BOM-16-BL	Connecting Interfast MS	0	0	74.5	45.5	1	20	960	38
1SNA631054R2100	BOM-8/LL/T-PI	Connecting Interfast MS	0	0	85	99.5	1	16	384	38
1SNA631055R2200	BOM-16/LL/T-PI	Connecting Interfast MS	0	0	85	99.5	1	16	384	38
1SNA631060R0300	BOM-8/FS/TL-PI	Connecting Interfast MS	0	0	85	99.5	1	16	384	38
1SNA631061R2000	BOM-16/FS/TL-PI	Connecting Interfast MS	0	0	85	99.5	1	16	384	38
1SNA631080R2000	BOM-8/SS/TS-PI	Connecting Interfast MS	0	0	85	99.5	1	16	384	38
1SNA631081R1500	BOM-16/SS/TS-PI	Connecting Interfast MS	0	0	85	99.5	1	16	384	38
1SNA631082R1600	BOM-8/SS/TS-PI	Connecting Interfast MS	0	0	85	99.5	1	16	384	38
1SNA631083R1700	BOM-16/SS/TS-PI	Connecting Interfast MS	0	0	85	99.5	1	16	384	38
1SNA631124R1400	BRI-1621 N-ECO	Decoupling Interfast MS	0	0	85	99.5	1	16	384	38
1SNA631125R1500	BRI-1621 N	Decoupling Interfast MS	0	0	85	99.5	1	16	384	38
1SNA631151R2700	BUNI-20	Decoupling Interfast MS	0	0	85	99.5	1	16	384	38
1SNA631158R0600	BUNI-12	Decoupling Interfast MS	0	0	85	99.5	1	16	384	38
1SNA631177R2100	BUNI-12-L1	Decoupling Interfast MS	0	0	85	99.5	1	16	384	38
1SNA631178R0200	BUNI-12-L	Decoupling Interfast MS	0	0	85	99.5	1	16	384	38
1SNA631179R0300	BUNI-20-L1	Decoupling Interfast MS	0	0	85	99.5	1	16	384	38
1SNA631180R2100	BUNI-20-L	Decoupling Interfast MS	0	0	85	99.5	1	16	384	38
1SNA631181R1600	BRI-1621 N/P	Decoupling Interfast MS	0	0	85	99.5	1	16	384	38
1SNA631182R1700	BRI-821 N/P	Decoupling Interfast MS	0	0	85	99.5	1	16	384	38
1SNK140000R0000	MC512	Terminal block markers	-	-	12	4.8	22	990	29700	48
1SNK140011R0000	MC512PA 1->10 (x10) Horizontal	Terminal block markers	-	-	12	4.8	1	600	14400	46
1SNK140012R0000	MC512PA 1->10 (x10) vertical	Terminal block markers	-	-	12	4.8	1	600	14400	46
1SNK140021R0000	MC512PA 11->20 (x10) Horizontal	Terminal block markers	-	-	12	4.8	1	600	14400	46
1SNK140022R0000	MC512PA 11->20 (x10) vertical	Terminal block markers	-	-	12	4.8	1	600	14400	46
1SNK140031R0000	MC512PA 21->30 (x10) Horizontal	Terminal block markers	-	-	12	4.8	1	600	14400	46
1SNK140032R0000	MC512PA 21->30 (x10) vertical	Terminal block markers	-	-	12	4.8	1	600	14400	46
1SNK140041R0000	MC512PA 31->40 (x10) Horizontal	Terminal block markers	-	-	12	4.8	1	600	14400	46
1SNK140042R0000	MC512PA 31->40 (x10) vertical	Terminal block markers	-	-	12	4.8	1	600	14400	46
1SNK140051R0000	MC512PA 41->50 (x10) Horizontal	Terminal block markers	-	-	12	4.8	1	600	14400	46
1SNK140052R0000	MC512PA 41->50 (x10) vertical	Terminal block markers	-	-	12	4.8	1	600	14400	46
1SNK145011R0000	MC512PA 1->100 Horizontal	Terminal block markers	-	-	12	4.8	1	600	14400	46
1SNK145012R0000	MC512PA 1->100 vertical	Terminal block markers	-	-	12	4.8	1	600	14400	46
1SNK149001R0000	MC512PA L1-L2-L3-N-PE (x20) Ho	Terminal block markers	-	-	12	4.8	1	600	14400	46
1SNK149002R0000	MC512PA L1-L2-L3-N-PE (x20) Ve	Terminal block markers	-	-	12	4.8	1	600	14400	46

Additional technical data

Order code	Type	Description	Rated voltage (IEC) V	Rated voltage (UL/CSA) V	Product length mm	Product height mm	Units per box	Units per carton	Units per pallet	Page
1SNK149999R0000	MC512PA	Terminal block markers	-	-	12	4.8	20	100	-	48
1SNK150000R0000	MC612	Terminal block markers	-	-	12	5.6	22	858	-	48
1SNK150011R0000	MC612PA 1->10 (x10) Horizontal	Terminal block markers	-	-	12	5.6	1	600	14400	46
1SNK150012R0000	MC612PA 1->10 (x10) vertical	Terminal block markers	-	-	12	5.6	1	600	14400	46
1SNK150021R0000	MC612PA 11->20 (x10) Horizontal	Terminal block markers	-	-	12	5.6	1	600	14400	46
1SNK150022R0000	MC612PA 11->20 (x10) vertical	Terminal block markers	-	-	12	5.6	1	600	14400	46
1SNK150031R0000	MC612PA 21->30 (x10) Horizontal	Terminal block markers	-	-	12	5.6	1	600	14400	46
1SNK150032R0000	MC612PA 21->30 (x10) vertical	Terminal block markers	-	-	12	5.6	1	600	14400	46
1SNK150041R0000	MC612PA 31->40 (x10) Horizontal	Terminal block markers	-	-	12	5.6	1	600	14400	46
1SNK150042R0000	MC612PA 31->40 (x10) vertical	Terminal block markers	-	-	12	5.6	1	600	14400	46
1SNK150051R0000	MC612PA 41->50 (x10) Horizontal	Terminal block markers	-	-	12	5.6	1	600	14400	46
1SNK150052R0000	MC612PA 41->50 (x10) vertical	Terminal block markers	-	-	12	5.6	1	600	14400	46
1SNK155011R0000	MC612PA 1->100 Horizontal	Terminal block markers	-	-	12	5.6	1	600	14400	46
1SNK155012R0000	MC612PA 1->100 vertical	Terminal block markers	-	-	12	5.6	1	600	14400	46
1SNK159001R0000	MC612PA L1-L2-L3-N-PE (x20) Ho	Terminal block markers	-	-	12	5.6	1	600	14400	46
1SNK159002R0000	MC612PA L1-L2-L3-N-PE (x20) Ve	Terminal block markers	-	-	12	5.6	1	600	14400	46
1SNK159999R0000	MC612PA	Terminal block markers	-	-	12	5.6	20	100	-	48
1SNK160000R0000	MC812	Terminal block markers	-	-	12	7.6	22	660	-	48
1SNK160011R0000	MC812PA 1->10 (x10) Horizontal	Terminal block markers	-	-	12	7.6	1	400	9600	46
1SNK160012R0000	MC812PA 1->10 (x10) vertical	Terminal block markers	-	-	12	7.6	1	400	9600	46
1SNK160021R0000	MC812PA 11->20 (x10) Horizontal	Terminal block markers	-	-	12	7.6	1	400	9600	46
1SNK160022R0000	MC812PA 11->20 (x10) vertical	Terminal block markers	-	-	12	7.6	1	400	9600	46
1SNK160031R0000	MC812PA 21->30 (x10) Horizontal	Terminal block markers	-	-	12	7.6	1	400	9600	46
1SNK160032R0000	MC812PA 21->30 (x10) vertical	Terminal block markers	-	-	12	7.6	1	400	9600	46
1SNK160041R0000	MC812PA 31->40 (x10) Horizontal	Terminal block markers	-	-	12	7.6	1	400	9600	46
1SNK160042R0000	MC812PA 31->40 (x10) vertical	Terminal block markers	-	-	12	7.6	1	400	9600	46
1SNK160051R0000	MC812PA 41->50 (x10) Horizontal	Terminal block markers	-	-	12	7.6	1	400	9600	46
1SNK160052R0000	MC812PA 41->50 (x10) vertical	Terminal block markers	-	-	12	7.6	1	400	9600	46
1SNK165011R0000	MC812PA 1->100 Horizontal	Terminal block markers	-	-	12	7.6	1	400	9600	46
1SNK165012R0000	MC812PA 1->100 vertical	Terminal block markers	-	-	12	7.6	1	400	9600	46
1SNK169001R0000	MC812PA L1-L2-L3-N-PE (x20) Ho	Terminal block markers	-	-	12	7.6	1	400	9600	46
1SNK169002R0000	MC812PA L1-L2-L3-N-PE (x20) Ve	Terminal block markers	-	-	12	7.6	1	400	9600	46
1SNK169999R0000	MC812PA	Terminal block markers	-	-	12	7.6	20	100	-	48
1SNK505010R0000	ZS4	Screw clamp terminal blocks	1000	600	53	47.3	50	900	43200	4
1SNK505020R0000	ZS4-BL	Screw clamp terminal blocks	1000	600	53	47.3	50	900	43200	4
1SNK505030R0000	ZS4-OR	Screw clamp terminal blocks	1000	600	53	47.3	50	900	43200	4
1SNK505060R0000	ZS4-YL	Screw clamp terminal blocks	1000	600	53	47.3	50	900	43200	4
1SNK505150R0000	ZS4-PE	Screw clamp terminal blocks	-	-	59.5	47.4	20	420	40320	4
1SNK505210R0000	ZS4-D2	Screw clamp terminal blocks	800	300	70.4	65.5	50	400	19200	6
1SNK505211R0000	ZS4-D1	Screw clamp terminal blocks	800	300	70.4	65.5	50	400	19200	6
1SNK505220R0000	ZS4-D2-BL	Screw clamp terminal blocks	800	300	70.4	65.5	50	400	19200	6
1SNK505230R0000	ZS4-D2-OR	Screw clamp terminal blocks	800	300	70.4	65.5	50	400	19200	6
1SNK505310R0000	ZS4-S	Screw clamp terminal blocks	400	150	53	51.35	50	900	43200	6
1SNK505311R0000	ZS4-S-T2	Screw clamp terminal blocks	400	150	53	51.35	50	900	43200	6
1SNK505312R0000	ZS4-S-T2.3	Screw clamp terminal blocks	400	150	53	51.35	50	900	43200	6
1SNK505313R0000	ZS4-SP	Screw clamp terminal blocks	400	150	53	47.3	50	900	43200	10
1SNK505314R0000	ZS4-SP-T2	Screw clamp terminal blocks	400	150	53	47.3	50	900	43200	10
1SNK505320R0000	ZS4-S-BL	Screw clamp terminal blocks	400	150	53	51.35	50	900	43200	6
1SNK505321R0000	ZS4-S-T2-BL	Screw clamp terminal blocks	400	150	53	51.35	50	900	43200	6
1SNK505330R0000	ZS4-S-OR	Screw clamp terminal blocks	400	150	53	51.35	50	900	43200	6
1SNK505331R0000	ZS4-S-T2-OR	Screw clamp terminal blocks	400	150	53	51.35	50	900	43200	6
1SNK505910R0000	ES4	End sections	-	-	50.9	33.7	20	4000	-	4
1SNK505960R0000	ES4-D2	End sections	-	-	70.2	59.2	20	10000	-	6
1SNK506010R0000	ZS6	Screw clamp terminal blocks	1000	600	53	47.3	50	750	36000	4
1SNK506020R0000	ZS6-BL	Screw clamp terminal blocks	1000	600	53	47.3	50	750	36000	4
1SNK506030R0000	ZS6-OR	Screw clamp terminal blocks	1000	600	53	47.3	50	750	36000	4
1SNK506060R0000	ZS6-YL	Screw clamp terminal blocks	1000	600	53	47.3	50	750	36000	4
1SNK506150R0000	ZS6-PE	Screw clamp terminal blocks	-	-	59.5	47.4	20	360	34560	4
1SNK506210R0000	ZS6-D2	Screw clamp terminal blocks	800	300	70.4	65.5	50	400	19200	6
1SNK506211R0000	ZS6-D1	Screw clamp terminal blocks	800	300	70.4	65.5	50	400	19200	6
1SNK506212R0000	ZS6-D2-PE	Screw clamp terminal blocks	800	300	77.1	59.5	50	-	-	6
1SNK506220R0000	ZS6-D2-BL	Screw clamp terminal blocks	800	300	70.4	65.5	50	400	19200	6
1SNK506230R0000	ZS6-D2-OR	Screw clamp terminal blocks	800	300	70.4	65.5	50	400	19200	6
1SNK506250R0000	ZS6-D1-PE	Screw clamp terminal blocks	-	-	77.1	59.5	50	-	-	6
1SNK506310R0000	ZS4-S-R1	Screw clamp terminal blocks	400	150	70.5	51.35	50	600	28800	6
1SNK506311R0000	ZS4-S-T2-R1	Screw clamp terminal blocks	400	150	70.5	51.35	50	600	28800	6

Additional technical data

Order code	Type	Description	Rated voltage (IEC) V	Rated voltage (UL/CSA) V	Product length mm	Product height mm	Units per box	Units per carton	Units per pallet	Page
1SNK506312R0000	ZS4-S-T2.3-R1	Screw clamp terminal blocks	400	150	70.5	51.35	50	600	28800	6
1SNK506313R0000	ZS4-SP-R1	Screw clamp terminal blocks	400	150	70.5	47.3	50	600	28800	10
1SNK506314R0000	ZS4-SP-T2-R1	Screw clamp terminal blocks	400	150	70.5	47.3	50	600	28800	10
1SNK506315R0000	ZS6-S	Screw clamp terminal blocks	500	150	53	45.4	50	-	-	6
1SNK506320R0000	ZS4-S-R1-BL	Screw clamp terminal blocks	400	150	70.5	51.35	50	600	28800	6
1SNK506321R0000	ZS4-S-T2-R1-BL	Screw clamp terminal blocks	400	150	70.5	51.35	50	600	28800	6
1SNK506322R0000	ZS6-S-BL	Screw clamp terminal blocks	500	150	53	45.4	50	-	-	6
1SNK506330R0000	ZS4-S-R1-OR	Screw clamp terminal blocks	400	150	70.5	51.35	50	600	28800	6
1SNK506331R0000	ZS4-S-T2-R1-OR	Screw clamp terminal blocks	400	150	70.5	51.35	50	600	28800	6
1SNK506410R0000	ZS4-SF	Screw clamp terminal blocks	250	150	70.5	76.8	50	400	19200	8
1SNK506411R0000	ZS4-SF-T2	Screw clamp terminal blocks	250	150	70.5	76.8	50	400	19200	8
1SNK506412R0000	ZS4-SF-R1	Screw clamp terminal blocks	250	150	70.5	76.8	50	400	19200	8
1SNK506413R0000	ZS4-SF-R2	Screw clamp terminal blocks	250	150	70.5	76.8	50	400	19200	8
1SNK506415R0000	ZS4-SF-R3	Screw clamp terminal blocks	250	150	70.5	76.8	50	400	19200	8
1SNK508010R0000	ZS10	Screw clamp terminal blocks	1000	600	53	47.3	50	600	28800	4
1SNK508020R0000	ZS10-BL	Screw clamp terminal blocks	1000	600	53	47.3	50	600	28800	4
1SNK508030R0000	ZS10-OR	Screw clamp terminal blocks	1000	600	53	47.3	50	600	28800	4
1SNK508060R0000	ZS10-YL	Screw clamp terminal blocks	1000	600	53	47.3	50	600	28800	4
1SNK508150R0000	ZS10-PE	Screw clamp terminal blocks	-	-	59.5	47.3	20	240	23040	4
1SNK508315R0000	ZS10-S	Screw clamp terminal blocks	630	150	53	45.4	50	-	-	6
1SNK508316R0000	ZS10-SP	Screw clamp terminal blocks	630	150	53	45.4	50	-	-	10
1SNK508320R0000	ZS10-S-BL	Screw clamp terminal blocks	630	150	53	45.4	50	-	-	6
1SNK508410R0000	ZS4-SF1	Screw clamp terminal blocks	250	300	59.7	45.6	50	450	21600	8
1SNK508411R0000	ZS4-SF1-T2	Screw clamp terminal blocks	250	300	59.7	45.6	50	450	21600	8
1SNK508412R0000	ZS4-SF1-R1	Screw clamp terminal blocks	250	300	59.7	45.6	50	450	21600	8
1SNK508413R0000	ZS4-SF1-R2	Screw clamp terminal blocks	250	300	59.7	45.6	50	450	21600	8
1SNK508414R0000	ZS4-SF1-R3	Screw clamp terminal blocks	250	300	59.7	45.6	50	450	21600	8
1SNK508415R0000	ZS4-SF1-R4	Screw clamp terminal blocks	250	300	59.7	45.6	50	450	21600	8
1SNK508960R0000	ES4-SF	End sections	-	-	31.9	59	20	2000	-	8
1SNK510010R0000	ZS16	Screw clamp terminal blocks	1000	600	56.1	48.8	25	450	21600	4
1SNK510020R0000	ZS16-BL	Screw clamp terminal blocks	1000	600	56.1	48.8	25	450	21600	4
1SNK510030R0000	ZS16-OR	Screw clamp terminal blocks	1000	600	56.1	48.8	25	450	21600	4
1SNK510150R0000	ZS16-PE	Screw clamp terminal blocks	-	-	62.6	48.8	20	160	15360	4
1SNK516010R0000	ZS35	Screw clamp terminal blocks	1000	600	60.3	54.3	20	80	7680	4
1SNK516020R0000	ZS35-BL	Screw clamp terminal blocks	1000	600	60.3	54.3	20	80	7680	4
1SNK516030R0000	ZS35-OR	Screw clamp terminal blocks	1000	600	60.3	54.3	20	80	7680	4
1SNK516150R0000	ZS35-PE	Screw clamp terminal blocks	-	-	59	58	20	80	7680	4
1SNK522010R0000	ZS70	Screw clamp terminal blocks	1000	600	74.1	75.35	10	30	2880	4
1SNK522020R0000	ZS70-BL	Screw clamp terminal blocks	1000	600	74.1	75.35	10	30	2880	4
1SNK522060R0000	ZS70-YL	Screw clamp terminal blocks	1000	600	74.1	75.35	10	30	2880	4
1SNK522150R0000	ZS70-PE	Screw clamp terminal blocks	-	-	74	68.8	10	30	2880	4
1SNK526010R0000	ZS95	Screw clamp terminal blocks	1000	600	87	80.1	10	30	2880	4
1SNK526020R0000	ZS95-BL	Screw clamp terminal blocks	1000	600	87	80.1	10	30	2880	4
1SNK526060R0000	ZS95-YL	Screw clamp terminal blocks	1000	600	87	80.1	10	30	2880	4
1SNK526150R0000	ZS95-PE	Screw clamp terminal blocks	-	-	87	85.2	10	30	2880	4
1SNK605010R0000	ZP2.5	PI-Spring screwless terminal blocks	800	600	61.9	32.7	50	-	-	18
1SNK605011R0000	ZP2.5-3P	PI-Spring screwless terminal blocks	800	600	74.3	32.7	50	-	-	18
1SNK605012R0000	ZP2.5-4P	PI-Spring screwless terminal blocks	800	600	88.2	32.7	50	-	-	18
1SNK605020R0000	ZP2.5-BL	PI-Spring screwless terminal blocks	800	600	61.9	32.7	50	-	-	18
1SNK605021R0000	ZP2.5-3P-BL	PI-Spring screwless terminal blocks	800	600	74.3	32.7	50	-	-	18
1SNK605022R0000	ZP2.5-4P-BL	PI-Spring screwless terminal blocks	800	600	88.2	32.7	50	-	-	18
1SNK605030R0000	ZP2.5-OR	PI-Spring screwless terminal blocks	800	600	61.9	32.7	50	-	-	18
1SNK605031R0000	ZP2.5-3P-OR	PI-Spring screwless terminal blocks	800	600	74.3	32.7	50	-	-	18
1SNK605032R0000	ZP2.5-4P-OR	PI-Spring screwless terminal blocks	800	600	88.2	32.7	50	-	-	18
1SNK605061R0000	ZP2.5-GN	PI-Spring screwless terminal blocks	800	600	61.9	32.7	50	-	-	18
1SNK605062R0000	ZP2.5-RD	PI-Spring screwless terminal blocks	800	600	61.9	32.7	50	-	-	18
1SNK605065R0000	ZP2.5-WH	PI-Spring screwless terminal blocks	800	600	61.9	32.7	50	-	-	18
1SNK605066R0000	ZP2.5-BK	PI-Spring screwless terminal blocks	800	600	61.9	32.7	50	-	-	18
1SNK605068R0000	ZP2.5-3P-GN	PI-Spring screwless terminal blocks	800	600	74.3	32.7	50	-	-	18
1SNK605069R0000	ZP2.5-3P-RD	PI-Spring screwless terminal blocks	800	600	74.3	32.7	50	-	-	18
1SNK605072R0000	ZP2.5-3P-WH	PI-Spring screwless terminal blocks	800	600	74.3	32.7	50	-	-	18
1SNK605073R0000	ZP2.5-3P-BK	PI-Spring screwless terminal blocks	800	600	74.3	32.7	50	-	-	18
1SNK605075R0000	ZP2.5-4P-GN	PI-Spring screwless terminal blocks	800	600	88.2	32.7	50	-	-	18
1SNK605076R0000	ZP2.5-4P-RD	PI-Spring screwless terminal blocks	800	600	88.2	32.7	50	-	-	18
1SNK605079R0000	ZP2.5-4P-WH	PI-Spring screwless terminal blocks	800	600	88.2	32.7	50	-	-	18
1SNK605080R0000	ZP2.5-4P-BK	PI-Spring screwless terminal blocks	800	600	88.2	32.7	50	-	-	18

Additional technical data

Order code	Type	Description	Rated voltage (IEC) V	Rated voltage (UL/CSA) V	Product length mm	Product height mm	Units per box	Units per carton	Units per pallet	Page
1SNK605150R0000	ZP2.5-PE	PI-Spring screwless terminal blocks	-	-	61.9	32.7	50	-	-	18
1SNK605151R0000	ZP2.5-PE-3P	PI-Spring screwless terminal blocks	-	-	74.3	32.7	50	-	-	18
1SNK605152R0000	ZP2.5-PE-4P	PI-Spring screwless terminal blocks	-	-	88.2	32.7	50	-	-	18
1SNK605210R0000	ZP2.5-D2	PI-Spring screwless terminal blocks	800	600	86.6	54.5	50	-	-	18
1SNK605211R0000	ZP2.5-D1	PI-Spring screwless terminal blocks	800	600	86.6	54.5	50	-	-	18
1SNK605220R0000	ZP2.5-D2-BL	PI-Spring screwless terminal blocks	800	600	86.6	54.5	50	-	-	18
1SNK605310R0000	ZP2.5-S	PI-Spring screwless terminal blocks	400	150	61.9	43	50	-	-	18
1SNK605311R0000	ZP2.5-SP	PI-Spring screwless terminal blocks	400	150	61.9	32.7	50	-	-	18
1SNK605320R0000	ZP2.5-S-BL	PI-Spring screwless terminal blocks	400	150	61.9	43	50	-	-	18
1SNK605330R0000	ZP2.5-S-OR	PI-Spring screwless terminal blocks	400	150	61.9	43	50	-	-	18
1SNK605910R0000	EP2.5	End sections	-	-	61.9	43	20	-	-	18
1SNK605911R0000	EP2.5.3P	End sections	-	-	74.3	32.7	20	-	-	18
1SNK605912R0000	EP2.5.4P	End sections	-	-	88.2	32.7	20	-	-	18
1SNK605960R0000	EP2.5-D2	End sections	-	-	86.6	54.5	20	-	-	18
1SNK805011R0000	ZDP2.5-11	PI-Spring screwless terminal blocks	800	600	63	35.2	50	-	-	32
1SNK805012R0000	ZDP2.5-22	PI-Spring screwless terminal blocks	800	600	102.8	35.2	50	-	-	32
1SNK805210R0000	ZDP2.5-D2	PI-Spring screwless terminal blocks	800	600	85.3	57	50	-	-	32
1SNK805211R0000	ZDP2.5-D1	PI-Spring screwless terminal blocks	800	600	85.3	57	50	-	-	32
1SNK805710R0000	C2.5-ZDP	Female plugs	800	600	22.6	47.1	50	-	-	32
1SNK805711R0000	C2.5-ZDP-R1	Female plugs	800	600	22.6	47.1	50	-	-	32
1SNK805912R0000	EDP2.5-22	End sections	-	-	102.8	35.2	20	-	-	32
1SNK805960R0000	EDP2.5-D2	End sections	-	-	85.3	57	20	-	-	32
1SNK900011R0000	BAM3	End stops	-	-	53.5	35	50	1000	24000	43
1SNK90002R0000	BAZ1	End stops	-	-	54.4	34.2	50	750	36000	43
1SNK900101R0000	CS	Circuit separators	-	-	14.8	20.5	20	14000	-	44
1SNK900102R0000	BAZH1	End stops	-	-	74.4	30.2	20	360	17280	43
1SNK900103R0000	CS-R1	Circuit separators	-	-	71	60	20	2000	-	44
1SNK900104R0000	ES-TC8	Spacers	-	-	34.2	42.5	10	-	-	44
1SNK900105R0000	ES-TC6	Spacers	-	-	34.2	42.5	10	-	-	44
1SNK900200R0000	TC5	Test connectors	1000	600	34.1	71.65	10	1000	96000	44
1SNK900201R0000	TC5-R1	Test connectors	1000	600	34.1	71.65	10	700	67200	44
1SNK900203R0000	TP2	Test adapters	1000	600	7.6	52.15	20	2000	-	44
1SNK900205R0000	TP4	Test adapters	1000	600	7.6	56.63	20	2000	-	44
1SNK900401R0000	PG5	Component plugs	400	150	31	39	20	1000	96000	10
1SNK900402R0000	PG5-R1	Disconnect plugs	400	150	31	39	20	2000	192000	10
1SNK900403R0000	PG5-R2	Component plugs	250	-	37.85	48.9	20	160	15360	45
1SNK900600R0000	SHBS	Shield connectors	320	-	94	10.9	20	500	-	45
1SNK900601R0000	SHBP	Shield connectors	-	-	-	-	20	-	-	45
1SNK900602R0000	SHB	Shield connectors	320	-	128	10.9	20	500	-	45
1SNK900604R0000	CO	Protective covers	-	-	77	30.2	1	-	50	43
1SNK900605R0000	LH	Terminal block markers	-	-	31.8	29.5	50	2500	-	43
1SNK900607R0000	LH-R1	Terminal block markers	-	-	37.25	29.5	50	1000	-	43
1SNK900614R0000	SAT5	Terminal block markers	-	-	9	5.2	5	-	-	48
1SNK900615R0000	SAT6	Terminal block markers	-	-	9	5.8	5	-	-	48
1SNK900616R0000	SAT8	Terminal block markers	-	-	9	7.8	5	-	-	48
1SNK900625R0000	PT-3	Cable clamps	-	-	10.5	61.1	20	-	-	44
1SNK900626R0000	VRD-5	Locking devices	-	-	-	-	20	-	-	32
1SNK900627R0000	PT-3	Cable clamps	-	-	-	-	20	-	-	45
1SNK900630R0000	MCLH	Terminal block markers	-	-	30	8.8	25	-	-	48
1SNK900631R0000	MCLH-R1	Terminal block markers	-	-	35.35	17.65	25	-	-	48
1SNK900633R0000	MCLH-YL	Terminal block markers	-	-	30	8.8	25	-	-	48
1SNK900634R0000	MCLH-R1-YL	Terminal block markers	-	-	35.35	17.65	25	-	-	43
1SNK900635R0000	COP-ZDP	Coding pegs	-	-	-	-	10	-	-	32
1SNK900650R0000	PS-3	Tools	-	-	-	-	1	-	-	45
1SNK905302R0000	JB5-2	Jumper bars	1000	600	8.2	26.8	50	1500	144000	4
1SNK905303R0000	JB5-3	Jumper bars	1000	600	13.4	26.8	50	1500	144000	4
1SNK905304R0000	JB5-4	Jumper bars	1000	600	18.6	26.8	50	1500	144000	4
1SNK905305R0000	JB5-5	Jumper bars	1000	600	23.8	26.8	50	1500	144000	4
1SNK905310R0000	JB5-10	Jumper bars	1000	600	49.8	26.8	30	900	86400	4
1SNK905350R0000	JB5-50	Jumper bars	1000	600	257.8	26.8	10	150	7200	4
1SNK906302R0000	JB6-2	Jumper bars	1000	600	9	26.8	50	1500	144000	4
1SNK906303R0000	JB6-3	Jumper bars	1000	600	15	26.8	50	1500	144000	4
1SNK906304R0000	JB6-4	Jumper bars	1000	600	21	26.8	50	1500	144000	4
1SNK906305R0000	JB6-5	Jumper bars	1000	600	27	26.8	50	1500	144000	4
1SNK906310R0000	JB6-10	Jumper bars	1000	600	57	26.8	20	600	57600	4
1SNK906350R0000	JB6-50	Jumper bars	1000	600	297	26.8	10	150	7200	4

Additional technical data

Order code	Type	Description	Rated voltage (IEC) V	Rated voltage (UL/CSA) V	Product length mm	Product height mm	Units per box	Units per carton	Units per pallet	Page
1SNK908302R0000	JB8-2	Jumper bars	1000	600	13.6	27.8	50	1500	144000	4
1SNK908303R0000	JB8-3	Jumper bars	1000	600	21.6	27.8	50	1500	144000	4
1SNK908304R0000	JB8-4	Jumper bars	1000	600	29.6	27.8	50	1500	144000	4
1SNK908305R0000	JB8-5	Jumper bars	1000	600	37.6	27.8	40	1200	115200	4
1SNK908310R0000	JB8-10	Jumper bars	1000	600	77.6	27.8	20	600	57600	4
1SNK910302R0000	JB10-2	Jumper bars	1000	600	18.5	31.5	50	1500	144000	4
1SNK910303R0000	JB10-3	Jumper bars	1000	600	28	31.5	50	1500	144000	4
1SNK910304R0000	JB10-4	Jumper bars	1000	600	30.8	31.5	40	1200	115200	4
1SNK910305R0000	JB10-5	Jumper bars	1000	600	48	31.5	30	900	86400	4
1SNK910310R0000	JB10-10	Jumper bars	1000	600	98	31.5	20	600	57600	4
1SNK916302R0000	JB16-2	Jumper bars	1000	600	27.5	23.4	10	1000	48000	4
1SNK916303R0000	JB16-3	Jumper bars	1000	600	43.5	23.4	10	500	24000	4
1SNK916304R0000	JB16-4	Jumper bars	1000	600	59.5	23.4	10	500	24000	4
1SNK916305R0000	JB16-5	Jumper bars	1000	600	75.5	23.4	10	500	24000	4
1SNK916310R0000	JB16-10	Jumper bars	1000	600	155.5	23.4	10	250	12000	4
1SNK922302R0000	JB22-2	Jumper bars	1000	600	35	20.7	5	105	10080	4
1SNK922303R0000	JB22-3	Jumper bars	1000	600	57	20.7	5	105	10080	4
1SNK922305R0000	JB22-5	Jumper bars	1000	600	101	20.7	5	105	10080	4
1SNK922310R0000	JB22-10	Jumper bars	1000	600	211	20.7	5	45	4320	4
1SNK926302R0000	JB26-2	Jumper bars	1000	600	42	20.7	5	105	10080	4
1SNK926303R0000	JB26-3	Jumper bars	1000	600	68	20.7	5	105	10080	4
1SNK926305R0000	JB26-5	Jumper bars	1000	600	120	20.7	5	90	8640	4
1SNK926310R0000	JB26-10	Jumper bars	1000	600	250	20.7	5	45	4320	4
1SSA266202R1100	FIC F ADO 2P/7.62 T01 STD	Female plugs	500	300	28.5	20.3	50	1000	48000	34
1SSA266203R1100	FIC F ADO 3P/7.62 T01 STD	Female plugs	500	300	28.5	20.3	50	500	24000	34
1SSA266204R1100	FIC F ADO 4P/7.62 T01 STD	Female plugs	500	300	28.5	20.3	50	700	16800	34
1SSA266205R1100	FIC F ADO 5P/7.62 T01 STD	Female plugs	500	300	28.5	20.3	50	200	4800	34
1SSA266206R1100	FIC F ADO 6P/7.62 T01 STD	Female plugs	500	300	28.5	20.3	50	200	4800	34
1SSA266210R1100	FIC F ADO 10P/7.62 T01 STD	Female plugs	500	300	28.5	20.3	50	200	4800	34
1SSA267202R1100	FIC F ADO 2P/7.62 T02 STD	Female plugs	500	300	28.5	20.3	50	1000	48000	34
1SSA267203R1100	FIC F ADO 3P/7.62 T02 STD	Female plugs	500	300	28.5	20.3	50	500	24000	34
1SSA267204R1100	FIC F ADO 4P/7.62 T02 STD	Female plugs	500	300	28.5	20.3	50	700	16800	34
1SSA267205R1100	FIC F ADO 5P/7.62 T02 STD	Female plugs	500	300	28.5	20.3	50	200	4800	34
1SSA267206R1100	FIC F ADO 6P/7.62 T02 STD	Female plugs	500	300	28.5	20.3	50	200	4800	34
1SSA267210R1100	FIC F ADO 10P/7.62 T02 STD	Female plugs	500	300	28.5	20.3	50	200	4800	34
1SSA276202R1100	FIC F ADO 2P/7.62 T03 STD	Female plugs	500	300	28.5	20.3	50	1000	48000	34
1SSA276203R1100	FIC F ADO 3P/7.62 T03 STD	Female plugs	500	300	28.5	20.3	50	500	24000	34
1SSA276204R1100	FIC F ADO 4P/7.62 T03 STD	Female plugs	500	300	28.5	20.3	50	700	16800	34
1SSA276205R1100	FIC F ADO 5P/7.62 T03 STD	Female plugs	500	300	28.5	20.3	50	200	4800	34
1SSA276206R1100	FIC F ADO 6P/7.62 T03 STD	Female plugs	500	300	28.5	20.3	50	200	4800	34

eMedia The ABB eCat is now online!

You can now find your eCatalogues online via the new ABB eMedia portal.

Through a simple Internet connection, this library will enable you to access the most up-to-date eCat information any of your product ranges at any time.

From catalogues to certificates, 2D/3D files and specialist software, we provide all the tools and documents you will need to make up your project files at the click of a button.



With this new online facility, the ABB eCat has naturally retained all the qualities that have made it a success in the past.

With the aim of constantly enhancing its service, an increasingly accessible interface and improved content details are now available to help you with your information research.

With more and more advanced selection aids, reference search guides, PDF file creation on demand and thousands of technical documents, you will always have control over access to our product information.

<http://www.web-emedial.com>

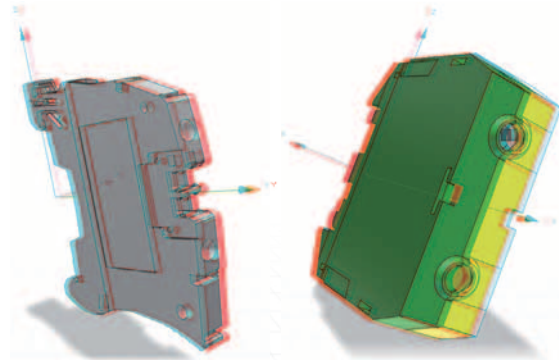
CAD portal Export in 2D/3D CAD format!

Whatever software you use, you can download 2D or 3D files according to your needs.

By subscribing free of charge to the portal below, you can choose the product you require from the ABB library, view your product picture online and save the required format on your computer for your project.



3D images available in Microsoft Internet Explorer (anaglyph glasses required)



Every product in our library is available in 2D and 3D format.

All of the different views, (front, side, etc.), will be available in a compressed file. And in just one click, you can obtain a native AutoCAD drawing.

This portal enables you to export neutral format files (STEP, IGES, SAT, etc.), and native format drawings. Download components in formats including SolidWorks, Catia V4 and V5, Inventor, Solid Edge, Pro/Engineer and many more.


<http://abb-control-products.partcommunity.com>

Catalogues and documentation

Complete catalogues



Marking solutions



Product guides



ESSAILEC® range - Test blocks

Find more solutions in our main catalogues and brochures, covering our complete range and featuring over 6,000 products.

Dedicated catalogues and brochures by application

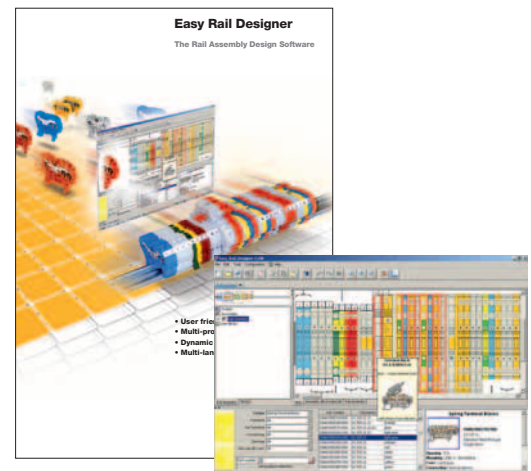


ATEX terminal blocks for explosive atmospheres



Terminal blocks for railway applications

Software



Easy Rail Designer rail assembly design software

Contact us

ABB France

Low Voltage Products Division

Export Department

465, av. des Pré Seigneurs - La Boisse

F-01124 Montluel cedex / France

Tel. : +33 (0)4 37 40 40 00

www.abb.com/lowvoltage

Note

We reserve the right to make technical changes or modify the contents of this document without prior notice.

ABB does not accept any responsibility whatsoever for potential errors or possible lack of information in this document.

We reserve all rights in this document and in the subject matter and illustrations contained therein. Any reproduction, disclosure to third parties or utilization of its contents – in whole or in parts – is forbidden without prior written consent of ABB.

Copyright© 2012 ABB - All rights reserved

X-ON Electronics

Largest Supplier of Electrical and Electronic Components

Click to view similar products for [abb](#) manufacturer:

Other Similar products are found below :

[TV10-516R](#) [017667013](#) [RF727](#) [2CMA100178R1000](#) [2CMA100163R1000](#) [5SDD 92Z0401](#) [ESV14-BS](#) [EVS-21-250](#) [F204AC-40/0.03](#) [F362-25/0.03](#) [GJL1211201R8000](#) [GJL1211501R8000](#) [GJL1213001R0017](#) [GJL1213001R0101](#) [GJL1311001R0011](#) [GJL1311001R0101](#) [GJL1311001R8010](#) [GJL1311201R0001](#) [GJL1313001R0011](#) [GJL1313001R0101](#) [GJL1317201R0001](#) [A40-30-10-84](#) [AF09-30-01-11](#) [AF460-30-11-68](#) [1455](#) [B14-250](#) [EF45-30](#) [ERG297](#) [HSC2-20](#) [1SAM201904R1001](#) [1SAM350000R1003](#) [1SAZ721201R1009](#) [1SAZ721201R1014](#) [1SAZ721201R1025](#) [1SBL157001R1310](#) [1SBL277001R1300](#) [1SBL277001R4100](#) [1SBL367001R1300](#) [1SBL387001R4100](#) [1SBN010110R1001](#) [1SBN010110R1010](#) [1SBN010140R1022](#) [1SBN010140R1122](#) [1SDA057197R1](#) [1SFA611101R1002](#) [1SFA611130R1103](#) [1SFA611131R1101](#) [1SFA611143R1101](#) [1SFA611202R1108](#) [1SFA611203R1108](#)