



Breakers and Switches

Rotary cam switches

OC 10...25 Amperes
Versatility made simple

Rotary cam switches

OC10...25

Product overview, features

| | |
|----------|---|
| Features | 4 |
|----------|---|

Technical data

| | |
|---|----|
| Rotary cam switches OC, 10...25 Amperes | 11 |
|---|----|

Ordering information, standard cam switches, the most common applications

| | |
|---|----|
| ON-OFF switches | 14 |
| Change-over switches | 17 |
| Bypass switches | 20 |
| Multistep switches | 21 |
| Motor control switches: Ventilation, reversing, star-delta, pole-change, pumpstart, stop and start switches | 28 |
| Voltmeter switches | 30 |
| Ammeter switches | 31 |
| Volt-ammeter switches | 31 |
| Binarycode switches | 32 |

Ordering information, accessories

| | |
|--|----|
| Handles | 34 |
| Plates | 38 |
| Protective rear cover, nut spanner tool, adaptor ring, spare key | 39 |

Order code configuration, standard cam switches

| | |
|---|----|
| Options for Standard cam switch configuration | 40 |
| Standard cam switch configuration | 41 |

Type designation

| | |
|--|----|
| Rotary cam switches OC10...25, standard and customized | 57 |
|--|----|

Dimension drawings

| | |
|--------------------------------------|----|
| Rotary cam switches OC10 and handles | 61 |
| Rotary cam switches OC25 and handles | 64 |
| Lockable handles, OC25 | 69 |
| Gang drive handles, OC25 | 71 |
| Front plates, OC10...25 | 72 |

Order form

| | |
|---------------------------|----|
| ABB customized cam switch | 73 |
|---------------------------|----|

Index

| | |
|---|----|
| List of products with page number in alphabetical order | 75 |
|---|----|

Versatility made simple

OC10...25 Amperes



CamWeb2 – Best configuration tool It's powerful, it's fast, it's user-friendly

Configuration tool CamWeb2 is designed to allow customers to custom-configure cam switches according to their needs.

High performance cam switches

- New patent-pending contact design guarantees consistent opening times between moving and fixed contacts. This results in higher current performances and a longer life span.
- Gold-plated contacts are available, for reliable low voltage switching
- High quality, flame-resistant materials

- Laser-printed text for life-long visibility, even in harsh environments
- Configurable switch body offers horizontal or vertical access to terminals

Designed for safety

- Finger-proof tunnel terminals with IP20 protection eliminate the risk of touching live parts without adding any protective covers. This ensures safe operation, protecting people and equipment.
- Versatile selection of high protection degree handles. The standard handle is IP66. There are also handles available with increased protection up to IP67. See pages 6...9 for more details.



Versatile mounting options

Door Mounting available in 2 versions

- Screw Mounting: multiple fixing points with screws.
- Snap-on Mounting: quick and easy installation which can reduce labor time by up to 5 times.

Base Mounting versions are equipped with features that allow screw or DIN rail mounting.

ABB's complete offering

ABB offers a wide variety of switches, breakers, control gear, wiring accessories, DIN-rail components and much more

- ▶ A wide range of LV products available from one supplier



Customized cam switches

Design your own cam switch with CamWeb2



CamWeb2 – Best configuration tool It's powerful, it's fast, it's user-friendly

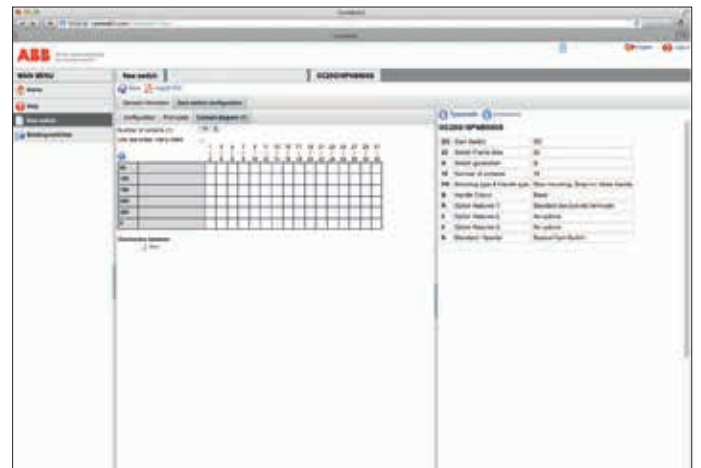
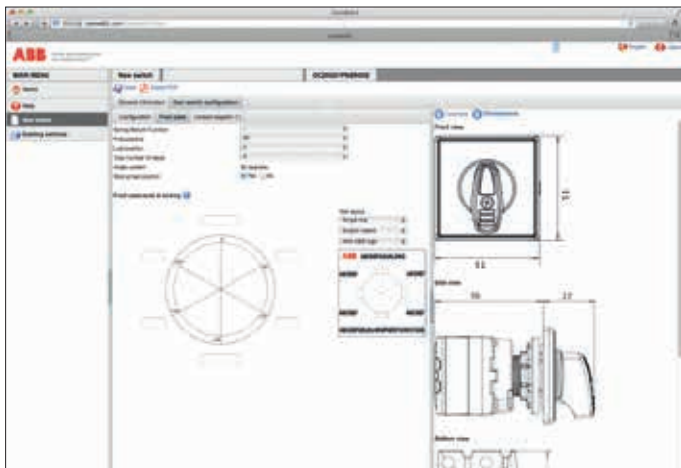
Configuration tool CamWeb2 is designed to allow customers to custom-configure cam switches according their needs.

- Configuration of non-standard switches
- No need to do specifications manually
- Browser application, no installed software needed
- With a broad selection of accessories and contact configurations in CamWeb2, there is always a switch suitable for your application

► Custom-made cam switches designed specifically for you

How to use it?

- 1 Go to <https://camweb2.com> and login
- 2 Select ampere, poles and handle type
- 3 Select angle system and design front plate
- 4 Specify contacts
- 5 Make jumper connection
- 6 Save and Send
- 7 Information output



Standard and customized cam switches OC

Versatile handle selection

Suitable Standard handle types according to the ordering code configuration tables. Special handles, gang drive and additional lettering plate selection configurable with Cam-Web2.

Nose handles (_N or _M)

Nose handles have a degree of protection IP66. Door mounted versions can be snap-on or screw mounted. Snap-on mounted switches are suitable for 22.5 mm door drilling and screw mounted switches have a two (OC10) or four (OC25) hole mounting pattern. For base mounting, the handle can be fixed directly on the switch or on the enclosure door via shaft.

The standard front plate sizes are 32x32 mm for OC10 and 51x51 mm for OC25. Nose handles are available in black or gray color.



Extended nose handle (_E or _F)

Extended nose handles are available only for OC25 switches and are available in black or gray color. The handle has IP66 protection.

Extended nose handles can be snap-on or screw mounted. For base mounting, the handle can be fixed directly on the switch or on the enclosure door via shaft. Snap-on mounted switches are suitable for 22.5 mm door drilling and screw mounted switches are mounted with a four hole pattern. The standard front plate size is 51x51 mm.



Nose handle, round front ring (PX)

The round front ring replaces the square escutcheon plate with legend. These types of handles are used in applications where position indication or engraving is not needed on the switch.

Round front ring handles are available in black and gray colors and have a degree of protection IP66. The ring diameters are 32 mm for OC10 and 39 mm for OC25. These handles are snap-on mounted, which are for use with 22.5 mm door drilling.



Key operated switches (K_)

The switches are operated with a key instead of a handle. The degree of protection is IP54. Key operation is available with 60° spacing, starting at 0° and onwards. They are also available with 90° spacings, starting at 0° and onwards. It is possible to identify the positions for key removal in CamWeb2 or standard key-operated switches have the possibility to remove the key in all positions. Key operated switches are available only with snap-on mounting, which is for use in a 22.5 mm mounting hole. The standard front plate sizes are 32x32 mm for OC10 and 51x51 mm for OC25.



Key operated switches, round front ring (KX)

The switches are operated with a key instead of a handle and the round front ring replaces the square escutcheon plate with legend. These types of handles are used in applications where position indication or engraving is not needed on the switch. There are round front rings in black and gray color, with a diameter of 30 mm (OC10) and 39 mm (OC25). The degree of protection is IP54.

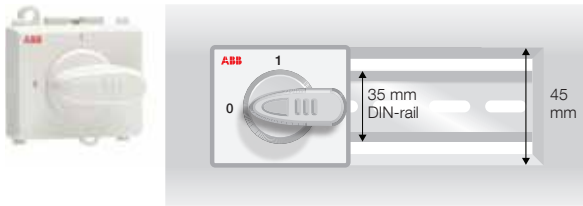


Standard and customized cam switches OC

Versatile handle selection

Modular switch handle with front cover (MN)

This handle is available only for base-mounted OC25 switches and the handle is mounted directly to the switch. It is light gray and the degree of protection is IP20. The handle can be used with standard 45 mm door or cover cutouts and is suitable for 35 mm dinrail mounting. If 6 contacts or less are used, the switch depth is consistent with other standard 45 mm components, such as miniature circuit breakers.



Padlockable nose handle (_1)

Padlockable nose handles are available for OC25 switches and replace the standard nose handle. They can be snap-on (22.5 mm hole) or screw mounted (four hole pattern) and are suitable for use with door or base mounted versions. The handles are available in black, gray or red-yellow. If the red-yellow version is selected, the handle will be red and the legend plate will be yellow. They can be used with up to 2 padlocks. Padlocking is possible every 45° and the padlockable positions can be specified in CamWeb2. The degree of protection is IP66.



Extended padlockable nose handle (_2)

Extended padlockable nose handles are available for OC25 switches and replace the standard nose handle. They can be snap-on (22.5 mm hole) or screw mounted (four hole pattern) and are suitable for use with door or base mounted versions. The handles are available in black, gray or red-yellow. If the red-yellow version is selected, the handle will be red and the legend plate will be yellow. They can be used with up to 3 padlocks. Padlocking is possible every 45° and the padlockable positions can be specified in CamWeb2. The standard legend plate size with this option is 66x66 mm and the degree of protection is IP66.



Round padlockable handle (_3)

Round padlockable handles are available for OC25 switches and replace the standard nose handle. They can be snap-on (22.5 mm hole) or screw mounted (four hole pattern) and are suitable for use with door or base mounted versions. These handles are available for use with On-Off switches and allow the switch to be padlocked in the OFF position.

The handles are available in black, gray or red-yellow. They can be used with up to 3 padlocks. The degree of protection is IP67.



Key interlocked nose handle (QN)

Key interlocked handles are available on the OC25 with screw mounting and require an additional clearance hole for the lock. The operation of the cam switch is interlocked with a cylinder lock that is available to be located to the right or below the switch handle. The key can be removed in the lockable positions, which can be configured with 30° or 45° spacings in CamWeb2. The standard legend plate size with this option is 51x51 mm and the degree of protection is IP65.



Key interlocked extended nose handle (QM)

Key interlocked handles are available on the OC25 with screw mounting and require an additional clearance hole for the lock. The operation of the cam switch is interlocked with a cylinder lock that is available to be located to the right or below the switch handle. The key can be removed in the lockable positions, which can be configured with 30° or 45° spacings in CamWeb2. The standard legend plate size with this option is 66x66 mm and the degree of protection is IP65.



Standard and customized cam switches OC

Versatile handle selection

Double or triple gang drive

These options are available for OC25 and allow a larger number of contacts to be used: up to 2x24 contacts for double (tandem) and up to 3x24 contacts for triple gang drive.

Double or triple gang drive switches include an extended nose handle or have the option of an extended padlockable nose handle. The switches can be screw mounted on door or base mounted. For base mounting, the handle is fixed directly on the switch. The front plate size is 66X66 mm and the degree of protection is IP66.



Spring return

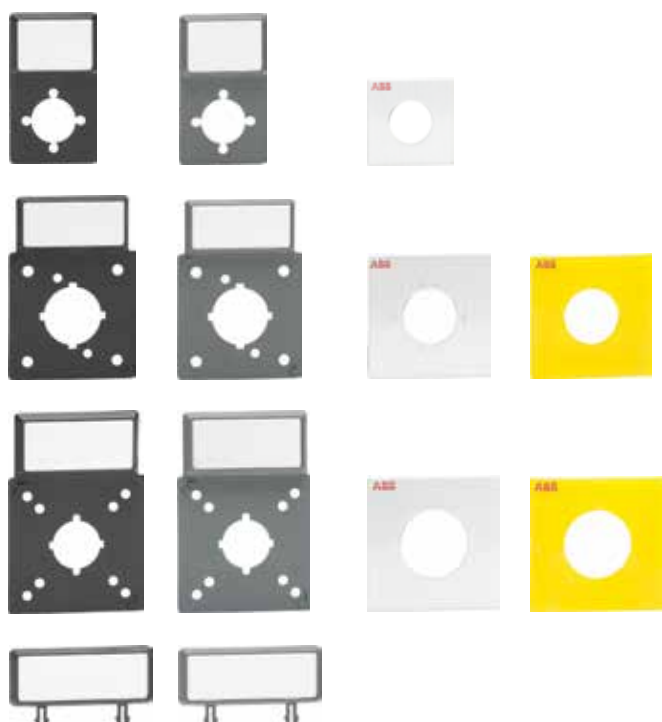
The spring return movement is available with 30° spacing between momentary and maintained positions.

Gold contacts (_ G _)

Available for all OC switches. Gold contacts are recommended for low energy applications, especially for circuits with 12 Vdc and 10 mA or less.

Front Plate Options

The standard front plates are 32x32 mm for OC10 and 51x51 mm for OC25. Larger front plates (66X66 mm) are available for OC25 switches (_ 2). It is also possible to include an additional front plate at the top of the OC10 and OC25 switches in order to identify a switch name. The text that should be included on the additional front plates can be specified in CamWeb2.





Standard and customized cam switches OC


How to read contact diagrams


Symbol key

 Contact closed

 Contact closed without interruption between switch positions

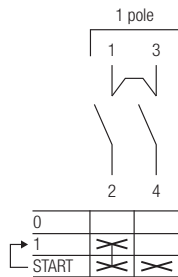
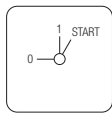
 Contact closed with interruption between switch position

 Early make, late break contact

 Spring return

Example

Switch with 3 positions and 2 contacts. Spring return option between "START" and "1".



There is a jumper installed between terminals 1 and 3
 No contacts are closed in the position "0"
 Contact 1-2 is closed in position "1"
 Contact 1-2 remains closed when moving switch to "START" position. Contact 3-4 also closes when switch is in "START" position.
 The switch will automatically spring return from "START" to "1".

Certifications list

- IEC 60947-3, EN 60947-3
- IEC 60947-1
- IEC 60947-4-1
- IEC 60947-5-1, EN 60947-3
- CQC (CCC): China Quality Certification
- CE
- UL 60947-1
- UL 60947-4-1
- CSA C22.2 no. 60947-1-13
- CSA C22.2 no. 60947-4-1-14

Technical data

Rotary cam switches OC 10...25 Amperes

Ratings according to IEC60947-3

| | | | | OC10 | OC25 |
|--|------------------------|--------------------|-----|-----------------|-----------------|
| Rated insulation voltage | U_i | Pollution degree 3 | V | 500 | 690 |
| Rated impulse withstand voltage | U_{imp} | | kV | 2.5 | 4 |
| Rated thermal current | I_{th} | | A | 10 | 25 |
| Rated conditional short circuit current | I_p (r.m.s.) | | kA | 1 ¹⁾ | 7 ¹⁾ |
| Max back-up fuse link | | | A | 10 | 25 |
| Rated short time withstand current | r.m.s. -value I_{pw} | 1s | A | 120 | 300 |
| | | 3s | A | 70 | 173 |
| Conditional short circuit current | I_q | 500 V | kA | 3 | - |
| | | 690 V | kA | - | 7 |
| Rated operational current | AC-21A 1 and 3-phase | 400 V | A | 10 | 25 |
| | | Up to 500V | A | 10 | 20 |
| | AC-22A 1 and 3-phase | 500...690 V | A | - | 20 |
| | | | | | |
| | AC-23A 3-phase | 230 V | A | 7.6 | 15 |
| | | 400 V | A | 6.5 | 15 |
| | | 500 V | A | - | 8.1 |
| | | 690 V | A | - | 5.9 |
| | AC-23A 1-phase | 230 V | A | 7.2 | 8.7 |
| | | 400 V | A | 6.1 | 8.3 |
| | AC-3 3-phase | 230 V | A | 7.6 | 12 |
| | | 400 V | A | 4.9 | 12 |
| | | 500 V | A | - | 6.8 |
| | | 690 V | A | - | 4.9 |
| | AC-3 1-phase | 230 V | A | 5.3 | 7.2 |
| | | 400 V | A | 4.2 | 7.2 |
| AC-4 3-phase | 380...440 V | A | 1.4 | 7.7 | |
| | 660...690 V | A | - | 3.8 | |
| Rated operational current, DC-21A | 1-contact in series | 48 V | A | 10 | 25 |
| Time constant 0...1ms | 1-contact in series | 110 V | A | 0.7 | 1.5 |
| | 1-contact in series | 220 V | A | 0.3 | 0.5 |
| | 2-contact in series | 60 V | A | 10 | 20 |
| | 3-contact in series | 110 V | A | 10 | 20 |
| | 5-contact in series | 220 V | A | 10 | 20 |
| | 9-contact in series | 440 V | A | 10 | 20 |
| | 10-contact in series | 600 V | A | - | 16 |
| | | | | | |
| Rated operational current, DC-22A | 1-contact in series | 24 V | A | 6 | 10 |
| | 1-contact in series | 30 V | A | 3 | 4.5 |
| | 1-contact in series | 40 V | A | 3 | 4.5 |
| | 2-contact in series | 60 V | A | 3 | 4.5 |
| | 3-contact in series | 110 V | A | 3 | 4.5 |
| | 5-contact in series | 220 V | A | 3 | 4.5 |
| Rated operational current, DC-13 | 1 contact in series | 48 V | A | - | 3 |
| | 1 contact in series | 110 V | A | - | 0.8 |
| | 1 contact in series | 220 V | A | - | 0.4 |
| Rated operational current, according to IEC60947-5-1 | AC-15 | 220...240 V | A | 2.5 | 5.5 |
| | | 380...440 V | A | 1.5 | 3.5 |

¹⁾ 400 V

Technical data

Rotary cam switches OC 10...25 Amperes

Ratings according to IEC60947-3

| | | | | OC10 | OC25 |
|--|---|-------|-----------------|-----------|-----------|
| Rated operational power ¹⁾ | AC-23A 3-phase | 230 V | kW | 1.8 | 2.6 |
| | | 400 V | kW | 3 | 7.5 |
| | | 500 V | kW | - | 4.8 |
| | | 690 V | kW | - | 4.8 |
| | AC-23A 1-phase | 230 V | kW | 0.8 | 0.9 |
| | | 400 V | kW | 1.1 | 1.5 |
| | AC-3 3-phase | 230 V | kW | 1.8 | 2.2 |
| | | 400 V | kW | 2.2 | 5.5 |
| | | 500 V | kW | - | 4 |
| | | 690 V | kW | - | 4 |
| | AC-3 1-phase | 230 V | kW | 0.6 | 0.8 |
| | | 400 V | kW | 0.8 | 1.3 |
| AC-4 3-phase | 380...440 V | kW | 0.55 | 4 | |
| | 660...690 V | kW | - | 3 | |
| Power loss per contact - at rated I_{th} | Standard contacts | | W | ≤ 0.6 | ≤ 1.8 |
| Contact resistance | Standard contacts | | Ohms | ≤ 0.004 | ≤ 0.003 |
| Power loss per contact - at rated I_{th} | Gold contacts | | W | 0.4 | ≤ 1.8 |
| Contact resistance | Gold contacts | | Ohms | ≤ 0.006 | ≤ 0.003 |
| Minimum switching capacity | Gold contacts | | mA | 5 | 5 |
| | Gold contacts | | V AC/DC | 5 | 5 |
| Terminals | Max cable cross section, solid/ stranded ³⁾ | | mm ² | 0.5...1.5 | 1.5...4 |
| Mechanical endurance ⁵⁾ | 8 Contacts and less | | Number | 500 000 | 500 000 |
| | 9 to 14 Contacts | | of | 300 000 | 300 000 |
| | 15-24 Contacts | | operations | 100 000 | 100 000 |
| Temperature | Storing and operational ²⁾ temperature | | °C | -40...+80 | -40...+85 |

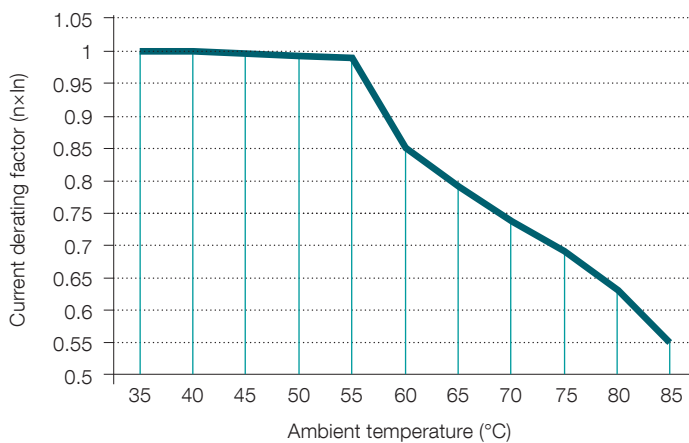
²⁾ At 40°C, derating 0%. Current peaks up to 60°C, derating 0%. For higher temperatures, see derating curve below.

³⁾ Use copper wire only.

⁴⁾ These values are given for guidance and may vary acc. to the motor manufacturer.

⁵⁾ The mechanical endurance ratings are dependent on the switching angles and the number of contacts. The ratings shown represent the minimum values achieved. Higher ratings may be available upon request.

Derating for ambient temperature



Technical data

Rotary cam switches OC 10...25 Amperes

Ratings according to UL 60947-4-1

Standards UL 60947-1, UL 60947-4-1, CSA C22.2 no. 60947-1-13, CSA C22.2 no. 60947-4-1-14.

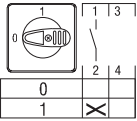
| Model designation | | OC10 | OC25 | |
|--|-------|------|-------------------|-------------------|
| Maximum general use ratings: | | | | |
| Pilot duty, V ac | | V ac | A300 | A600 |
| General rating, A | | A | 10 | 25 |
| Voltage rating, 50/60 Hz, V ac | | V ac | 300 | 600 |
| Single phase horsepower ratings | | | | |
| Voltage, V ac, 50/60 Hz | 120 V | HP | 0.33 | 0.75 |
| | | FLA | 7.2 | 13.8 |
| | 240 V | HP | 1 | 2 |
| | | FLA | 8.0 | 12.0 |
| | 480 V | HP | - | 3 |
| | | FLA | - | 8.5 |
| | 600 V | HP | - | 3 |
| | | FLA | - | 6.8 |
| Three phase horsepower ratings | | | | |
| Voltage, V ac, 50/60 Hz | 120 V | HP | 1 | 2 |
| | | FLA | 8.4 | 13.6 |
| | 240 V | HP | 1.0 | 3 |
| | | FLA | 4.2 | 9.6 |
| | 480 V | HP | - | 5 |
| | | FLA | - | 7.6 |
| | 600 V | HP | - | 7.5 |
| | | FLA | - | 9.0 |
| Short circuit ratings, manual motor controllers | | | | |
| Short circuit ratings | | | 1 kA rms, 300 Vac | 5 kA rms, 600 Vac |
| Maximum fuse size (Fuse class) | | | 30 A (RK5) | 35 A (RK5) |
| Cabling | | | | |
| Wire range | | AWG | 14** | 14-10** |

** Solid or stranded copper conductors only.

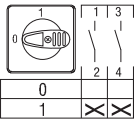
The standard for Industrial Control Equipment UL 508 has been harmonized with the relevant product standards of the IEC standard for Low-Voltage Switchgear and Controlgear IEC 60947.

Ordering information

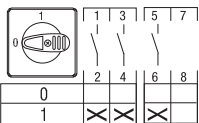
Rotary cam switches, standard



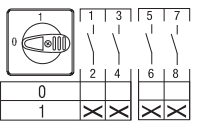
OC_A1



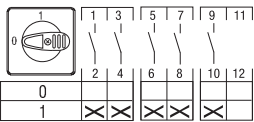
OC_A2



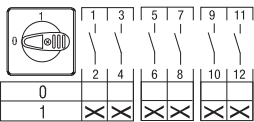
OC_A3



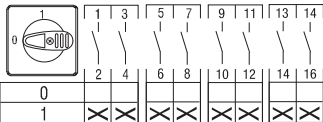
OC_A4



OC_A5



OC_A6



OC_A8

ON - OFF switches

The handle and front plate with position indication are included according to the table below.

Key operated cam switches: the key can be removed in both positions, includes two keys.

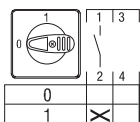
The round front ring: to be used in situations when position indications are on the door of the enclosure.

| Function | Number of poles/ contacts | Rated thermal current I_{th} [A] | Type | Order number | Weight/ unit [kg] |
|--|---------------------------|------------------------------------|------------------|-----------------|-------------------|
| O-position: 9 o'clock, step angle 90°, door mounted | | | | | |
| Snap-on mounted black nose handle, black front frame and silver front plate | | | | | |
| 0 - 1 | 1 / 1 | 10 | OC10G01PNBN00NA1 | 1SCA126421R1001 | 0.034 |
| 0 - 1 | 2 / 2 | 10 | OC10G02PNBN00NA2 | 1SCA126423R1001 | 0.036 |
| 0 - 1 | 3 / 3 | 10 | OC10G03PNBN00NA3 | 1SCA126426R1001 | 0.043 |
| 0 - 1 | 4 / 4 | 10 | OC10G04PNBN00NA4 | 1SCA126427R1001 | 0.045 |
| 0 - 1 | 5 / 5 | 10 | OC10G05PNBN00NA5 | 1SCA126428R1001 | 0.052 |
| 0 - 1 | 6 / 6 | 10 | OC10G06PNBN00NA6 | 1SCA126429R1001 | 0.054 |
| 0 OFF- 1 ON | 1 / 1 | 10 | OC10G01PNBN00NB1 | 1SCA134986R1001 | 0.034 |
| 0 OFF- 1 ON | 2 / 2 | 10 | OC10G02PNBN00NB2 | 1SCA134993R1001 | 0.036 |
| 0 OFF- 1 ON | 3 / 3 | 10 | OC10G03PNBN00NB3 | 1SCA134996R1001 | 0.043 |
| 0 OFF- 1 ON | 4 / 4 | 10 | OC10G04PNBN00NB4 | 1SCA135000R1001 | 0.045 |
| 0 OFF- 1 ON | 5 / 5 | 10 | OC10G05PNBN00NB5 | 1SCA135003R1001 | 0.052 |
| 0 OFF- 1 ON | 6 / 6 | 10 | OC10G06PNBN00NB6 | 1SCA135005R1001 | 0.054 |
| 0 - 1 | 1 / 1 | 25 | OC25G01PNBN00NA1 | 1SCA126433R1001 | 0.081 |
| 0 - 1 | 2 / 2 | 25 | OC25G02PNBN00NA2 | 1SCA126440R1001 | 0.086 |
| 0 - 1 | 3 / 3 | 25 | OC25G03PNBN00NA3 | 1SCA126448R1001 | 0.102 |
| 0 - 1 | 4 / 4 | 25 | OC25G04PNBN00NA4 | 1SCA126452R1001 | 0.108 |
| 0 - 1 | 5 / 5 | 25 | OC25G05PNBN00NA5 | 1SCA126456R1001 | 0.124 |
| 0 - 1 | 6 / 6 | 25 | OC25G06PNBN00NA6 | 1SCA126459R1001 | 0.129 |
| 0 - 1 | 8 / 8 | 25 | OC25G08PNBN00NA8 | 1SCA126461R1001 | 0.153 |
| 0 OFF- 1 ON | 1 / 1 | 25 | OC25G01PNBN00NB1 | 1SCA134987R1001 | 0.081 |
| 0 OFF- 1 ON | 2 / 2 | 25 | OC25G02PNBN00NB2 | 1SCA134994R1001 | 0.086 |
| 0 OFF- 1 ON | 3 / 3 | 25 | OC25G03PNBN00NB3 | 1SCA134998R1001 | 0.102 |
| 0 OFF- 1 ON | 4 / 4 | 25 | OC25G04PNBN00NB4 | 1SCA135001R1001 | 0.108 |
| 0 OFF- 1 ON | 5 / 5 | 25 | OC25G05PNBN00NB5 | 1SCA135004R1001 | 0.124 |
| 0 OFF- 1 ON | 6 / 6 | 25 | OC25G06PNBN00NB6 | 1SCA135006R1001 | 0.129 |
| 0 OFF- 1 ON | 8 / 8 | 25 | OC25G08PNBN00NB8 | 1SCA135007R1001 | 0.153 |

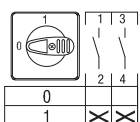
For more options of standard cam switches, see Order code configuration, pages 40...56.

Ordering information

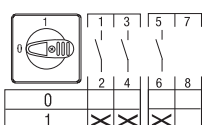
Rotary cam switches, standard



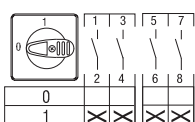
OC_A1



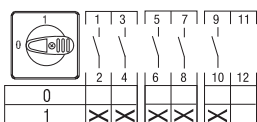
OC_A2



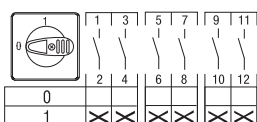
OC_A3



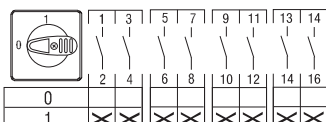
OC_A4



OC_A5



OC_A6



OC_A8

ON - OFF switches

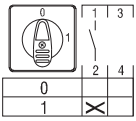
The handle and front plate with position indication are included according to the table below.
Key operated cam switches: the key can be removed in both positions, includes two keys.
The round front ring: to be used in situations when position indications are on the door of the enclosure.

| Function | Number of poles/contacts | Rated thermal current I_{th} [A] | Type | Order number | Weight/unit [kg] |
|--|--------------------------|------------------------------------|------------------|-----------------|------------------|
| O-position: 9 o'clock, step angle 90°, door mounted | | | | | |
| Screw mounted black nose handle, black front frame and silver front plate | | | | | |
| 0 - 1 | 1 / 1 | 25 | OC25G01RNBN00NA1 | 1SCA126436R1001 | 0.152 |
| 0 - 1 | 2 / 2 | 25 | OC25G02RNBN00NA2 | 1SCA126442R1001 | 0.157 |
| 0 - 1 | 3 / 3 | 25 | OC25G03RNBN00NA3 | 1SCA126451R1001 | 0.174 |
| 0 - 1 | 4 / 4 | 25 | OC25G04RNBN00NA4 | 1SCA126455R1001 | 0.179 |
| 0 OFF- 1 ON | 1 / 1 | 25 | OC25G01RNBN00NB1 | 1SCA134988R1001 | 0.152 |
| 0 OFF- 1 ON | 2 / 2 | 25 | OC25G02RNBN00NB2 | 1SCA134995R1001 | 0.157 |
| 0 OFF- 1 ON | 3 / 3 | 25 | OC25G03RNBN00NB3 | 1SCA134999R1001 | 0.174 |
| 0 OFF- 1 ON | 4 / 4 | 25 | OC25G04RNBN00NB4 | 1SCA135002R1001 | 0.179 |
| Snap-on mounted key operated, black front frame and silver front plate | | | | | |
| 0 - 1 | 1 / 1 | 10 | OC10G01KNBN00NA1 | 1SCA126420R1001 | 0.049 |
| 0 - 1 | 3 / 3 | 10 | OC10G03KNBN00NA3 | 1SCA126425R1001 | 0.058 |
| 0 - 1 | 1 / 1 | 25 | OC25G01KNBN00NA1 | 1SCA126430R1001 | 0.100 |
| 0 - 1 | 3 / 3 | 25 | OC25G03KNBN00NA3 | 1SCA126444R1001 | 0.122 |
| 0 OFF- 1 ON | 1 / 1 | 25 | OC25G01KNBN00NB1 | 1SCA134989R1001 | 0.100 |
| 0 OFF- 1 ON | 3 / 3 | 25 | OC25G03KNBN00NB3 | 1SCA134997R1001 | 0.122 |
| Snap-on mounted black nose handle with round black front ring, no engraving | | | | | |
| 0 - 1 | 1 / 1 | 25 | OC25G01PXBN00NA1 | 1SCA126435R1001 | 0.075 |
| 0 - 1 | 2 / 2 | 25 | OC25G02PXBN00NA2 | 1SCA126441R1001 | 0.080 |
| 0 - 1 | 3 / 3 | 25 | OC25G03PXBN00NA3 | 1SCA126450R1001 | 0.097 |
| 0 - 1 | 4 / 4 | 25 | OC25G04PXBN00NA4 | 1SCA126454R1001 | 0.102 |
| Snap-on mounted key operated, round front ring, no engraving | | | | | |
| 0 - 1 | 1 / 1 | 25 | OC25G01KXBN00NA1 | 1SCA126431R1001 | 0.094 |
| 0 - 1 | 2 / 2 | 25 | OC25G02KXBN00NA2 | 1SCA126437R1001 | 0.099 |
| 0 - 1 | 3 / 3 | 25 | OC25G03KXBN00NA3 | 1SCA126446R1001 | 0.116 |
| O-position: 9 o'clock, step angle 90°, DIN-rail base mounted | | | | | |
| Modular type, grey handle | | | | | |
| 0 - 1 | 1 / 1 | 25 | OC25G01MNGN00NA1 | 1SCA126432R1001 | 0.084 |
| 0 - 1 | 2 / 2 | 25 | OC25G02MNGN00NA2 | 1SCA126439R1001 | 0.089 |
| 0 - 1 | 3 / 3 | 25 | OC25G03MNGN00NA3 | 1SCA126447R1001 | 0.095 |
| 0 - 1 | 6 / 6 | 25 | OC25G06MNGN00NA6 | 1SCA126458R1001 | 0.112 |

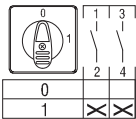
For more options of standard cam switches, see Order code configuration, pages 40...56.

Ordering information

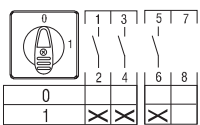
Rotary cam switches, standard



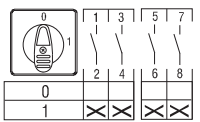
OC_A01



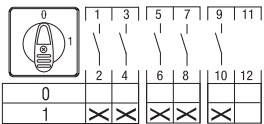
OC_A02



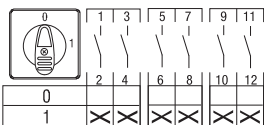
OC_A03



OC_A04



OC_A05



OC_A06

ON - OFF switches

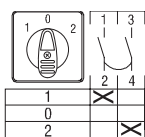
The handle and front plate with position indication are included according to the table below, with simultaneous contacts. Key operated cam switches: the key can be removed in both positions, includes two keys.

| Function | Number of poles/ contacts | Rated thermal current I_{th} [A] | Type | Order number | Weight/ unit [kg] |
|--|---------------------------|------------------------------------|-------------------|-----------------|-------------------|
| O-position: 12 o'clock, step angle 90°, door mounted | | | | | |
| Snap-on mounted black nose handle, black front frame and silver front plate | | | | | |
| 0 - 1 | 1 / 1 | 10 | OC10G01PNBN00NA01 | 1SCA126467R1001 | 0.034 |
| 0 - 1 | 2 / 2 | 10 | OC10G02PNBN00NA02 | 1SCA126468R1001 | 0.036 |
| 0 - 1 | 3 / 3 | 10 | OC10G03PNBN00NA03 | 1SCA126470R1001 | 0.043 |
| 0 - 1 | 4 / 4 | 10 | OC10G04PNBN00NA04 | 1SCA126471R1001 | 0.045 |
| 0 - 1 | 5 / 5 | 10 | OC10G05PNBN00NA05 | 1SCA126472R1001 | 0.052 |
| 0 - 1 | 6 / 6 | 10 | OC10G06PNBN00NA06 | 1SCA126473R1001 | 0.054 |
| 0 OFF- 1 ON | 1 / 1 | 10 | OC10G01PNBN00NB01 | 1SCA135569R1001 | 0.034 |
| 0 OFF- 1 ON | 2 / 2 | 10 | OC10G02PNBN00NB02 | 1SCA135578R1001 | 0.036 |
| 0 OFF- 1 ON | 3 / 3 | 10 | OC10G03PNBN00NB03 | 1SCA135582R1001 | 0.043 |
| 0 OFF- 1 ON | 4 / 4 | 10 | OC10G04PNBN00NB04 | 1SCA135585R1001 | 0.045 |
| 0 OFF- 1 ON | 5 / 5 | 10 | OC10G05PNBN00NB05 | 1SCA135588R1001 | 0.052 |
| 0 OFF- 1 ON | 6 / 6 | 10 | OC10G06PNBN00NB06 | 1SCA135590R1001 | 0.054 |
| 0 - 1 | 1 / 1 | 25 | OC25G01PNBN00NA01 | 1SCA126476R1001 | 0.081 |
| 0 - 1 | 2 / 2 | 25 | OC25G02PNBN00NA02 | 1SCA126478R1001 | 0.086 |
| 0 - 1 | 3 / 3 | 25 | OC25G03PNBN00NA03 | 1SCA126481R1001 | 0.102 |
| 0 - 1 | 4 / 4 | 25 | OC25G04PNBN00NA04 | 1SCA126482R1001 | 0.108 |
| 0 - 1 | 5 / 5 | 25 | OC25G05PNBN00NA05 | 1SCA126483R1001 | 0.124 |
| 0 - 1 | 6 / 6 | 25 | OC25G06PNBN00NA06 | 1SCA126485R1001 | 0.129 |
| 0 OFF- 1 ON | 1 / 1 | 25 | OC25G01PNBN00NB01 | 1SCA135572R1001 | 0.081 |
| 0 OFF- 1 ON | 2 / 2 | 25 | OC25G02PNBN00NB02 | 1SCA135580R1001 | 0.086 |
| 0 OFF- 1 ON | 3 / 3 | 25 | OC25G03PNBN00NB03 | 1SCA135583R1001 | 0.102 |
| 0 OFF- 1 ON | 4 / 4 | 25 | OC25G04PNBN00NB04 | 1SCA135587R1001 | 0.108 |
| 0 OFF- 1 ON | 5 / 5 | 25 | OC25G05PNBN00NB05 | 1SCA135589R1001 | 0.124 |
| 0 OFF- 1 ON | 6 / 6 | 25 | OC25G06PNBN00NB06 | 1SCA135591R1001 | 0.129 |
| Screw mounted black nose handle, black front frame and silver front plate | | | | | |
| 0 OFF- 1 ON | 1 / 1 | 10 | OC10G01RNB00NB01 | 1SCA135571R1001 | 0.034 |
| 0 OFF- 1 ON | 2 / 2 | 10 | OC10G02RNB00NB02 | 1SCA135579R1001 | 0.036 |
| 0 OFF- 1 ON | 4 / 4 | 10 | OC10G04RNB00NB04 | 1SCA135586R1001 | 0.045 |
| 0 OFF- 1 ON | 1 / 1 | 25 | OC25G01RNB00NB01 | 1SCA135575R1001 | 0.152 |
| 0 OFF- 1 ON | 2 / 2 | 25 | OC25G02RNB00NB02 | 1SCA135581R1001 | 0.157 |
| 0 OFF- 1 ON | 3 / 3 | 25 | OC25G03RNB00NB03 | 1SCA135584R1001 | 0.174 |
| Snap-on mounted key operated, black front frame and silver front plate | | | | | |
| 0 - 1 | 1 / 1 | 10 | OC10G01KNBN00NA01 | 1SCA126466R1001 | 0.049 |
| 0 - 1 | 3 / 3 | 10 | OC10G03KNBN00NA03 | 1SCA126469R1001 | 0.058 |
| 0 - 1 | 1 / 1 | 25 | OC25G01KNBN00NA01 | 1SCA126474R1001 | 0.100 |
| 0 - 1 | 3 / 3 | 25 | OC25G03KNBN00NA03 | 1SCA126479R1001 | 0.122 |
| O-position: 12 o'clock, step angle 90°, DIN-rail base mounted | | | | | |
| Modular type, grey handle | | | | | |
| 0 - 1 | 1 / 1 | 25 | OC25G01MNGN00NA01 | 1SCA126475R1001 | 0.084 |
| 0 - 1 | 2 / 2 | 25 | OC25G02MNGN00NA02 | 1SCA126477R1001 | 0.089 |
| 0 - 1 | 3 / 3 | 25 | OC25G03MNGN00NA03 | 1SCA126480R1001 | 0.095 |
| 0 - 1 | 6 / 6 | 25 | OC25G06MNGN00NA06 | 1SCA126484R1001 | 0.112 |

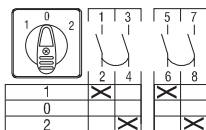
For more options of standard cam switches, see Order code configuration, pages 40...56.

Ordering information

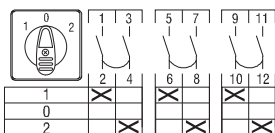
Rotary cam switches, standard



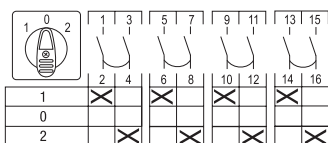
OC_U1



OC_U2



OC_U3



OC_U4

Change-over switches

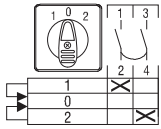
The handle and front plate with position indication are included according to the table below. Key operated cam switches: the key can be removed in all positions, includes two keys. The round front ring: to be used in situations when position indications are on the door of the enclosure.

| Function | Number of poles/contacts | Rated thermal current I_{th} [A] | Type | Order number | Weight/unit [kg] |
|--|--------------------------|------------------------------------|------------------|-----------------|------------------|
| With 0-position, step angle 60°, door mounted | | | | | |
| Snap-on mounted black nose handle, black front frame and silver front plate | | | | | |
| 1 - 0 - 2 | 1 / 2 | 10 | OC10G02PNBN00NU1 | 1SCA126487R1001 | 0.036 |
| 1 - 0 - 2 | 2 / 4 | 10 | OC10G04PNBN00NU2 | 1SCA126488R1001 | 0.045 |
| 1 - 0 - 2 | 3 / 6 | 10 | OC10G06PNBN00NU3 | 1SCA126490R1001 | 0.055 |
| 1 - 0 - 2 | 4 / 8 | 10 | OC10G08PNBN00NU4 | 1SCA126491R1001 | 0.065 |
| 1 - 0 - 2 | 1 / 2 | 25 | OC25G02PNBN00NU1 | 1SCA126494R1001 | 0.086 |
| 1 - 0 - 2 | 2 / 4 | 25 | OC25G04PNBN00NU2 | 1SCA126498R1001 | 0.108 |
| 1 - 0 - 2 | 3 / 6 | 25 | OC25G06PNBN00NU3 | 1SCA126503R1001 | 0.130 |
| 1 - 0 - 2 | 4 / 8 | 25 | OC25G08PNBN00NU4 | 1SCA126506R1001 | 0.155 |
| Screw mounted black nose handle, black front frame and silver front plate | | | | | |
| 1 - 0 - 2 | 1 / 2 | 25 | OC25G02RNB00NU1 | 1SCA126496R1001 | 0.158 |
| 1 - 0 - 2 | 2 / 4 | 25 | OC25G04RNB00NU2 | 1SCA126500R1001 | 0.180 |
| 1 - 0 - 2 | 3 / 6 | 25 | OC25G06RNB00NU3 | 1SCA126505R1001 | 0.202 |
| 1 - 0 - 2 | 4 / 8 | 25 | OC25G08RNB00NU4 | 1SCA126508R1001 | 0.227 |
| Snap-on mounted key operated, black front frame and silver front plate | | | | | |
| 1 - 0 - 2 | 1 / 2 | 10 | OC10G02KNBN00NU1 | 1SCA126486R1001 | 0.051 |
| 1 - 0 - 2 | 3 / 6 | 10 | OC10G06KNBN00NU3 | 1SCA126489R1001 | 0.070 |
| 1 - 0 - 2 | 1 / 2 | 25 | OC25G02KNBN00NU1 | 1SCA126492R1001 | 0.105 |
| 1 - 0 - 2 | 3 / 6 | 25 | OC25G06KNBN00NU3 | 1SCA126501R1001 | 0.149 |
| Snap-on mounted black nose handle with round black front ring, no engraving | | | | | |
| 1 - 0 - 2 | 1 / 2 | 25 | OC25G02PXBN00NU1 | 1SCA126495R1001 | 0.081 |
| 1 - 0 - 2 | 2 / 4 | 25 | OC25G04PXBN00NU2 | 1SCA126499R1001 | 0.103 |
| 1 - 0 - 2 | 3 / 6 | 25 | OC25G06PXBN00NU3 | 1SCA126504R1001 | 0.125 |
| 1 - 0 - 2 | 4 / 8 | 25 | OC25G08PXBN00NU4 | 1SCA126507R1001 | 0.149 |
| With 0-position, step angle 60°, DIN-rail base mounted | | | | | |
| Modular type, grey handle | | | | | |
| 1 - 0 - 2 | 1 / 2 | 25 | OC25G02MNGN00NU1 | 1SCA126493R1001 | 0.090 |
| 1 - 0 - 2 | 2 / 4 | 25 | OC25G04MNGN00NU2 | 1SCA126497R1001 | 0.101 |
| 1 - 0 - 2 | 3 / 6 | 25 | OC25G06MNGN00NU3 | 1SCA126502R1001 | 0.113 |

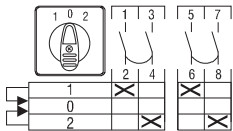
For more options of standard cam switches, see Order code configuration, pages 40...56.

Ordering information

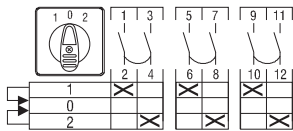
Rotary cam switches, standard



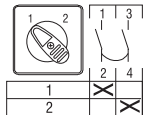
OC_URR1



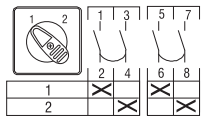
OC_URR2



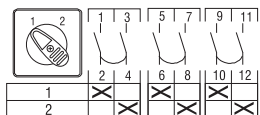
OC_URR3



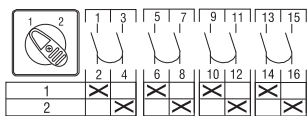
OC_WS1



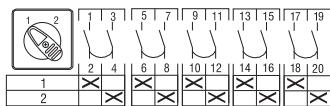
OC_WS2



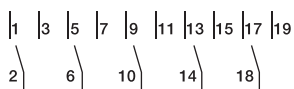
OC_WS3



OC_WS4



OC_WS5



Connection diagram (OC_WS_)

Change-over switches

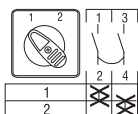
The handle and front plate with position indication are included according to the table below. The round front ring: to be used in situations when position indications are on the door of the enclosure.

| Function | Number of poles/contacts | Rated thermal current I_{th} [A] | Type | Order number | Weight/unit [kg] |
|---|--------------------------|------------------------------------|--------------------|-----------------|------------------|
| With 0-position, with two sided spring return, step angle 30°, door mounted | | | | | |
| Snap-on mounted black nose handle, black front frame and silver front plate | | | | | |
| $1_R - 0 - 2_R$ | 1 / 2 | 10 | OC10G02PNBN00NURR1 | 1SCA126509R1001 | 0.036 |
| $1_R - 0 - 2_R$ | 3 / 6 | 10 | OC10G06PNBN00NURR3 | 1SCA126510R1001 | 0.054 |
| $1_R - 0 - 2_R$ | 1 / 2 | 25 | OC25G02PNBN00NURR1 | 1SCA126512R1001 | 0.086 |
| $1_R - 0 - 2_R$ | 2 / 4 | 25 | OC25G04PNBN00NURR2 | 1SCA126513R1001 | 0.108 |
| $1_R - 0 - 2_R$ | 3 / 6 | 25 | OC25G06PNBN00NURR3 | 1SCA126516R1001 | 0.130 |
| Screw mounted black nose handle, black front frame and silver front plate | | | | | |
| $1_R - 0 - 2_R$ | 2 / 4 | 25 | OC25G04RNBN00NURR2 | 1SCA126515R1001 | 0.180 |
| Snap-on mounted black nose handle with round black front ring, no engraving | | | | | |
| $1_R - 0 - 2_R$ | 2 / 4 | 25 | OC25G04PXB00NURR2 | 1SCA126514R1001 | 0.103 |
| With 0-position, with two sided spring return, step angle 30°, DIN-rail base mounted | | | | | |
| Modular type, grey handle | | | | | |
| $1_R - 0 - 2_R$ | 1 / 2 | 25 | OC25G02MNGN00NURR1 | 1SCA126511R1001 | 0.090 |
| Without 0-position, step angle 60°, door mounted | | | | | |
| Snap-on mounted black nose handle, black front frame and silver front plate | | | | | |
| 1 - 2 | 1 / 2 | 10 | OC10G02PNBN00NWS1 | 1SCA126517R1001 | 0.036 |
| 1 - 2 | 2 / 4 | 10 | OC10G04PNBN00NWS2 | 1SCA126518R1001 | 0.045 |
| 1 - 2 | 3 / 6 | 10 | OC10G06PNBN00NWS3 | 1SCA126519R1001 | 0.055 |
| 1 - 2 | 4 / 8 | 10 | OC10G08PNBN00NWS4 | 1SCA126520R1001 | 0.065 |
| 1 - 2 | 1 / 2 | 25 | OC25G02PNBN00NWS1 | 1SCA126522R1001 | 0.086 |
| 1 - 2 | 2 / 4 | 25 | OC25G04PNBN00NWS2 | 1SCA126526R1001 | 0.108 |
| 1 - 2 | 3 / 6 | 25 | OC25G06PNBN00NWS3 | 1SCA126530R1001 | 0.130 |
| 1 - 2 | 4 / 8 | 25 | OC25G08PNBN00NWS4 | 1SCA126533R1001 | 0.155 |
| 1 - 2 | 5 / 10 | 25 | OC25G10PNBN00NWS5 | 1SCA126536R1001 | 0.177 |
| Screw mounted black nose handle, black front frame and silver front plate | | | | | |
| 1 - 2 | 1 / 2 | 25 | OC25G02RNBN00NWS1 | 1SCA126524R1001 | 0.158 |
| 1 - 2 | 2 / 4 | 25 | OC25G04RNBN00NWS2 | 1SCA126528R1001 | 0.180 |
| 1 - 2 | 3 / 6 | 25 | OC25G06RNBN00NWS3 | 1SCA126532R1001 | 0.202 |
| 1 - 2 | 4 / 8 | 25 | OC25G08RNBN00NWS4 | 1SCA126535R1001 | 0.227 |
| Snap-on mounted black nose handle with round black front ring, no engraving | | | | | |
| 1 - 2 | 1 / 2 | 25 | OC25G02PXB00NWS1 | 1SCA126523R1001 | 0.081 |
| 1 - 2 | 2 / 4 | 25 | OC25G04PXB00NWS2 | 1SCA126527R1001 | 0.103 |
| 1 - 2 | 3 / 6 | 25 | OC25G06PXB00NWS3 | 1SCA126531R1001 | 0.125 |
| 1 - 2 | 4 / 8 | 25 | OC25G08PXB00NWS4 | 1SCA126534R1001 | 0.149 |
| Without 0-position, step angle 60°, DIN-rail base mounted | | | | | |
| Modular type, grey handle | | | | | |
| 1 - 2 | 1 / 2 | 25 | OC25G02MNGN00NWS1 | 1SCA126521R1001 | 0.090 |
| 1 - 2 | 2 / 4 | 25 | OC25G04MNGN00NWS2 | 1SCA126525R1001 | 0.101 |
| 1 - 2 | 3 / 6 | 25 | OC25G06MNGN00NWS3 | 1SCA126529R1001 | 0.113 |

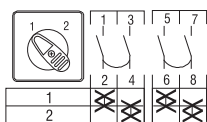
For more options of standard cam switches, see Order code configuration, pages 40...56.

Ordering information

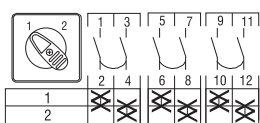
Rotary cam switches, standard



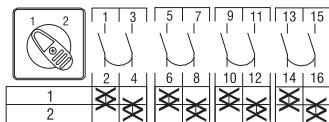
OC_WC1



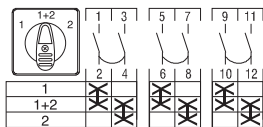
OC_WC2



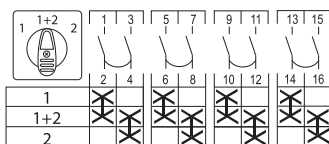
OC_WC3



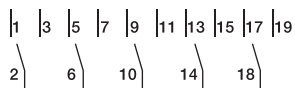
OC_WC4



OC_UC3



OC_UC4



Connection diagram
(OC_WC_, OC_UC_)

Change-over switches

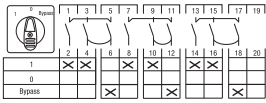
The handle and front plate with position indication are included according to the table below.
The round front ring: to be used in situations when position indications are on the door of the enclosure.

| Function | Number of poles/contacts | Rated thermal current I_n [A] | Type | Order number | Weight/unit [kg] |
|--|--------------------------|---------------------------------|-------------------|-----------------|------------------|
| With overlapping contacts, step angle 60°, door mounted | | | | | |
| Snap-on mounted black nose handle, black front frame and silver front plate | | | | | |
| 1 - 2 | 1 / 2 | 10 | OC10G02PNBN00NWC1 | 1SCA126537R1001 | 0.036 |
| 1 - 2 | 2 / 4 | 10 | OC10G04PNBN00NWC2 | 1SCA126538R1001 | 0.045 |
| 1 - 2 | 3 / 6 | 10 | OC10G06PNBN00NWC3 | 1SCA126539R1001 | 0.055 |
| 1 - 2 | 4 / 8 | 10 | OC10G08PNBN00NWC4 | 1SCA126540R1001 | 0.065 |
| 1 - 2 | 1 / 2 | 25 | OC25G02PNBN00NWC1 | 1SCA126541R1001 | 0.086 |
| 1 - 2 | 2 / 4 | 25 | OC25G04PNBN00NWC2 | 1SCA126542R1001 | 0.108 |
| 1 - 2 | 3 / 6 | 25 | OC25G06PNBN00NWC3 | 1SCA126543R1001 | 0.130 |
| 1 - 2 | 4 / 8 | 25 | OC25G08PNBN00NWC4 | 1SCA126544R1001 | 0.155 |
| With common center position and with overlapping contacts, step angle 60°, door mounted | | | | | |
| Snap-on mounted black nose handle, black front frame and silver front plate | | | | | |
| 1 - (1 + 2) - 2 | 3 / 6 | 25 | OC25G06PNBN00NUC3 | 1SCA126545R1001 | 0.130 |
| 1 - (1 + 2) - 2 | 4 / 8 | 25 | OC25G08PNBN00NUC4 | 1SCA126546R1001 | 0.155 |

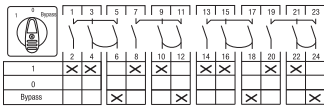
For more options of standard cam switches, see Order code configuration, pages 40...56.

Ordering information

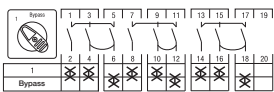
Rotary cam switches, standard



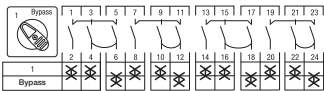
OC_WS36



OC_WS48



OC_PW36



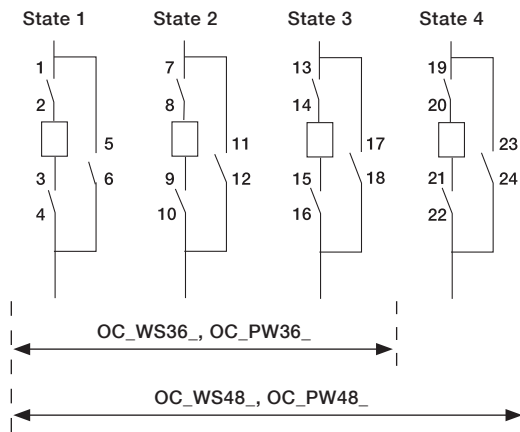
OC_PW48

Bypass switches

The handle and front plate with position indication are included according to the table below.

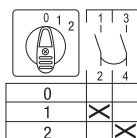
| Function | Number of poles/ contacts | Rated thermal current I_{th} [A] | Type | Order number | Weight/unit [kg] |
|--|---------------------------|------------------------------------|--------------------|-----------------|------------------|
| With 0-position, step angle 60°, without overlapping, 3 and 4- pole network, door mounted | | | | | |
| Snap-on mounted black nose handle, black front frame and silver front plate | | | | | |
| 1 - 0 - Bypass | 3;6 / 9 | 25 | OC25G09PNBN00NWS36 | 1SCA126547R1001 | 0.172 |
| 1 - 0 - Bypass | 4;8 / 12 | 25 | OC25G12PNBN00NWS48 | 1SCA126548R1001 | 0.200 |
| Without 0-position, step angle 60°, with overlapping, 3 and 4- pole network, door mounted | | | | | |
| Snap-on mounted black nose handle, black front frame and silver front plate | | | | | |
| 1 - Bypass | 3;6 / 9 | 25 | OC25G09PNBN00NPW36 | 1SCA126549R1001 | 0.172 |
| 1 - Bypass | 4;8 / 12 | 25 | OC25G12PNBN00NPW48 | 1SCA126550R1001 | 0.200 |

For more options of standard cam switches, see Order code configuration, pages 40...56.

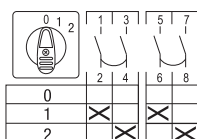


Ordering information

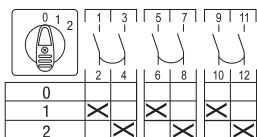
Rotary cam switches, standard



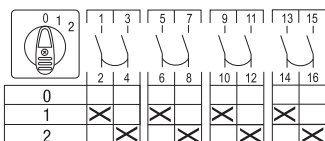
OC_S021



OC_S022



OC_S023



OC_S024

Multistep switches

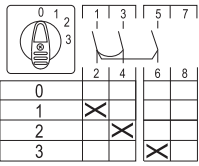
The handle and front plate with position indication are included according to the table below.
The round front ring: to be used in situations when position indications are on the door of the enclosure. Step angle 30°.

| Function | Number of poles/contacts | Rated thermal current I_n [A] | Type | Order number | Weight/unit [kg] |
|---|--------------------------|---------------------------------|--------------------|-----------------|------------------|
| 2- step, with 0-position, door mounted | | | | | |
| Snap-on mounted black nose handle, black front frame and silver front plate | | | | | |
| 0 - 1 - 2 | 1 / 2 | 10 | OC10G02PNBN00NSO21 | 1SCA126551R1001 | 0.036 |
| 0 - 1 - 2 | 2 / 4 | 10 | OC10G04PNBN00NSO22 | 1SCA126552R1001 | 0.045 |
| 0 - 1 - 2 | 3 / 6 | 10 | OC10G06PNBN00NSO23 | 1SCA126553R1001 | 0.055 |
| 0 - 1 - 2 | 4 / 8 | 10 | OC10G08PNBN00NSO24 | 1SCA126554R1001 | 0.065 |
| 0 - 1 - 2 | 1 / 2 | 25 | OC25G02PNBN00NSO21 | 1SCA126556R1001 | 0.087 |
| 0 - 1 - 2 | 2 / 4 | 25 | OC25G04PNBN00NSO22 | 1SCA126559R1001 | 0.109 |
| 0 - 1 - 2 | 3 / 6 | 25 | OC25G06PNBN00NSO23 | 1SCA126562R1001 | 0.131 |
| 0 - 1 - 2 | 4 / 8 | 25 | OC25G08PNBN00NSO24 | 1SCA126563R1001 | 0.155 |
| Screw mounted black nose handle, black front frame and silver front plate | | | | | |
| 0 - 1 - 2 | 1 / 2 | 25 | OC25G02RNB00NSO21 | 1SCA126558R1001 | 0.158 |
| 0 - 1 - 2 | 2 / 4 | 25 | OC25G04RNB00NSO22 | 1SCA126561R1001 | 0.180 |
| Snap-on mounted black nose handle with round black front ring, no engraving | | | | | |
| 0 - 1 - 2 | 1 / 2 | 25 | OC25G02PXBN00NSO21 | 1SCA126557R1001 | 0.081 |
| 0 - 1 - 2 | 2 / 4 | 25 | OC25G04PXBN00NSO22 | 1SCA126560R1001 | 0.103 |
| 2- step, with 0-position, DIN-rail base mounted | | | | | |
| Modular type, grey handle | | | | | |
| 0 - 1 - 2 | 1 / 2 | 25 | OC25G02MNGN00NSO21 | 1SCA126555R1001 | 0.090 |

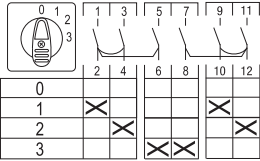
For more options of standard cam switches, see Order code configuration, pages 40...56.

Ordering information

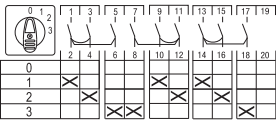
Rotary cam switches, standard



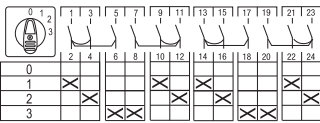
OC_SO31



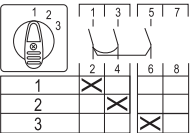
OC_SO32



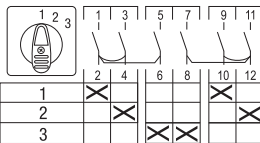
OC_SO33



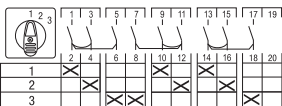
OC_SO34



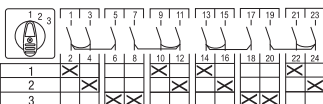
OC_ST31



OC_ST32



OC_ST33



OC_ST34

Multistep switches

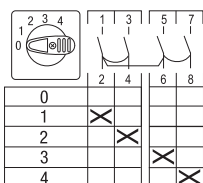
The handle and front plate with position indication are included according to the table below. The round front ring: to be used in situations when position indications are on the door of the enclosure. Step angle 30°.

| Function | Number of poles/contacts | Rated thermal current I _{th} [A] | Type | Order number | Weight/unit [kg] |
|--|--------------------------|---|--------------------|-----------------|------------------|
| 3- step, with 0-position, door mounted | | | | | |
| Snap-on mounted black nose handle, black front frame and silver front plate | | | | | |
| 0 - 1 - 2 - 3 | 1 / 3 | 10 | OC10G03PNBN00NSO31 | 1SCA126564R1001 | 0.043 |
| 0 - 1 - 2 - 3 | 2 / 6 | 10 | OC10G06PNBN00NSO32 | 1SCA126565R1001 | 0.055 |
| 0 - 1 - 2 - 3 | 3 / 9 | 10 | OC10G09PNBN00NSO33 | 1SCA126566R1001 | 0.073 |
| 0 - 1 - 2 - 3 | 4 / 12 | 10 | OC10G12PNBN00NSO34 | 1SCA126567R1001 | 0.084 |
| 0 - 1 - 2 - 3 | 1 / 3 | 25 | OC25G03PNBN00NSO31 | 1SCA126569R1001 | 0.103 |
| 0 - 1 - 2 - 3 | 2 / 6 | 25 | OC25G06PNBN00NSO32 | 1SCA126572R1001 | 0.131 |
| 0 - 1 - 2 - 3 | 3 / 9 | 25 | OC25G09PNBN00NSO33 | 1SCA126573R1001 | 0.172 |
| 0 - 1 - 2 - 3 | 4 / 12 | 25 | OC25G12PNBN00NSO34 | 1SCA126574R1001 | 0.200 |
| Screw mounted black nose handle, black front frame and silver front plate | | | | | |
| 0 - 1 - 2 - 3 | 1 / 3 | 25 | OC25G03RNB00NSO31 | 1SCA126571R1001 | 0.175 |
| Snap-on mounted black nose handle with round black front ring, no engraving | | | | | |
| 0 - 1 - 2 - 3 | 1 / 3 | 25 | OC25G03PXB00NSO31 | 1SCA126570R1001 | 0.098 |
| 3- step, with 0-position, DIN-rail base mounted | | | | | |
| Modular type, grey handle | | | | | |
| 0 - 1 - 2 - 3 | 1 / 3 | 25 | OC25G03MNGN00NSO31 | 1SCA126568R1001 | 0.096 |
| 3- step, without 0-position, door mounted | | | | | |
| Snap-on mounted black nose handle, black front frame and silver front plate | | | | | |
| 1 - 2 - 3 | 1 / 3 | 10 | OC10G03PNBN00NST31 | 1SCA126575R1001 | 0.043 |
| 1 - 2 - 3 | 2 / 6 | 10 | OC10G06PNBN00NST32 | 1SCA126576R1001 | 0.055 |
| 1 - 2 - 3 | 3 / 9 | 10 | OC10G09PNBN00NST33 | 1SCA126577R1001 | 0.073 |
| 1 - 2 - 3 | 4 / 12 | 10 | OC10G12PNBN00NST34 | 1SCA126578R1001 | 0.084 |
| 1 - 2 - 3 | 1 / 3 | 25 | OC25G03PNBN00NST31 | 1SCA126580R1001 | 0.103 |
| 1 - 2 - 3 | 2 / 6 | 25 | OC25G06PNBN00NST32 | 1SCA126583R1001 | 0.131 |
| 1 - 2 - 3 | 3 / 9 | 25 | OC25G09PNBN00NST33 | 1SCA126584R1001 | 0.172 |
| 1 - 2 - 3 | 4 / 12 | 25 | OC25G12PNBN00NST34 | 1SCA126585R1001 | 0.200 |
| Screw mounted black nose handle, black front frame and silver front plate | | | | | |
| 1 - 2 - 3 | 1 / 3 | 25 | OC25G03RNB00NST31 | 1SCA126582R1001 | 0.175 |
| Snap-on mounted black nose handle with round black front ring, no engraving | | | | | |
| 1 - 2 - 3 | 1 / 3 | 25 | OC25G03PXB00NST31 | 1SCA126581R1001 | 0.098 |
| 3- step, without 0-position, DIN-rail base mounted | | | | | |
| Modular type, grey handle | | | | | |
| 1 - 2 - 3 | 1 / 3 | 25 | OC25G03MNGN00NST31 | 1SCA126579R1001 | 0.096 |

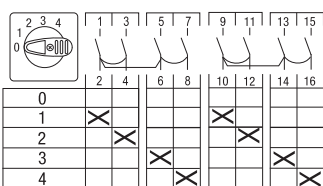
For more options of standard cam switches, see Order code configuration, pages 40...56.

Ordering information

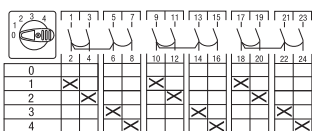
Rotary cam switches, standard



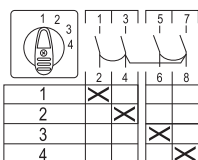
OC_SO41



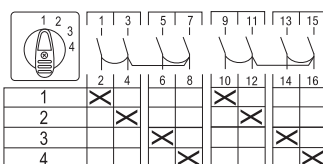
OC_SO42



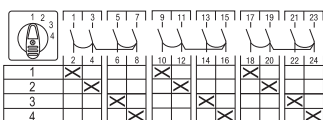
OC_SO43



OC_ST41



OC_ST42



OC_ST43

Multistep switches

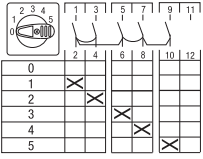
The handle and front plate with position indication are included according to the table below. The round front ring: to be used in situations when position indications are on the door of the enclosure. Step angle 30°

| Function | Number of poles/contacts | Rated thermal current I_n [A] | Type | Order number | Weight/unit [kg] |
|---|--------------------------|---------------------------------|--------------------|-----------------|------------------|
| 4- step, with 0-position, door mounted | | | | | |
| Snap-on mounted black nose handle, black front frame and silver front plate | | | | | |
| 0-1-2-3-4 | 1 / 4 | 10 | OC10G04PNBN00NSO41 | 1SCA126586R1001 | 0.045 |
| 0-1-2-3-4 | 2 / 8 | 10 | OC10G08PNBN00NSO42 | 1SCA126587R1001 | 0.065 |
| 0-1-2-3-4 | 3 / 12 | 10 | OC10G12PNBN00NSO43 | 1SCA126588R1001 | 0.084 |
| 0-1-2-3-4 | 1 / 4 | 25 | OC25G04PNBN00NSO41 | 1SCA126589R1001 | 0.109 |
| 0-1-2-3-4 | 2 / 8 | 25 | OC25G08PNBN00NSO42 | 1SCA126590R1001 | 0.155 |
| 0-1-2-3-4 | 3 / 12 | 25 | OC25G12PNBN00NSO43 | 1SCA126591R1001 | 0.201 |
| 4- step, without 0-position, door mounted | | | | | |
| Snap-on mounted black nose handle, black front frame and silver front plate | | | | | |
| 1-2-3-4 | 1 / 4 | 10 | OC10G04PNBN00NST41 | 1SCA126592R1001 | 0.045 |
| 1-2-3-4 | 2 / 8 | 10 | OC10G08PNBN00NST42 | 1SCA126593R1001 | 0.065 |
| 1-2-3-4 | 3 / 12 | 10 | OC10G12PNBN00NST43 | 1SCA126594R1001 | 0.084 |
| 1-2-3-4 | 1 / 4 | 25 | OC25G04PNBN00NST41 | 1SCA126595R1001 | 0.109 |
| 1-2-3-4 | 2 / 8 | 25 | OC25G08PNBN00NST42 | 1SCA126598R1001 | 0.155 |
| 1-2-3-4 | 3 / 12 | 25 | OC25G12PNBN00NST43 | 1SCA126599R1001 | 0.201 |
| Screw mounted black nose handle, black front frame and silver front plate | | | | | |
| 1-2-3-4 | 1 / 4 | 25 | OC25G04RNBN00NST41 | 1SCA126597R1001 | 0.180 |
| Snap-on mounted black nose handle with round black front ring, no engraving | | | | | |
| 1-2-3-4 | 1 / 4 | 25 | OC25G04PXBN00NST41 | 1SCA126596R1001 | 0.103 |

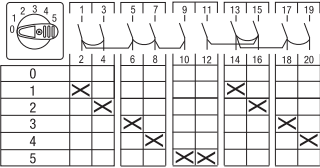
For more options of standard cam switches, see Order code configuration, pages 40...56.

Ordering information

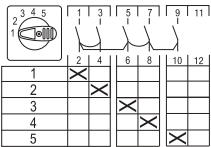
Rotary cam switches, standard



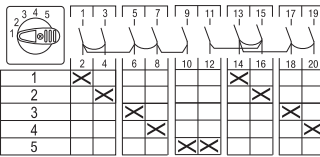
OC_S051



OC_S052



OC_ST51



OC_ST52

Multistep switches

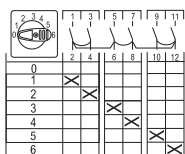
The handle and front plate with position indication are included according to the table below.
The round front ring: to be used in situations when position indications are on the door of the enclosure. Step angle 30°

| Function | Number of poles/contacts | Rated thermal current I_{th} [A] | Type | Order number | Weight/unit [kg] |
|---|--------------------------|------------------------------------|--------------------|-----------------|------------------|
| 5- step, with 0-position, door mounted | | | | | |
| Snap-on mounted black nose handle, black front frame and silver front plate | | | | | |
| 0-1-2-3-4-5 | 1 / 5 | 10 | OC10G05PNBN00NSO51 | 1SCA126600R1001 | 0.053 |
| 0-1-2-3-4-5 | 2 / 10 | 10 | OC10G10PNBN00NSO52 | 1SCA126601R1001 | 0.075 |
| 0-1-2-3-4-5 | 1 / 5 | 25 | OC25G05PNBN00NSO51 | 1SCA126602R1001 | 0.126 |
| 0-1-2-3-4-5 | 2 / 10 | 25 | OC25G10PNBN00NSO52 | 1SCA126603R1001 | 0.178 |
| 5- step, without 0-position, door mounted | | | | | |
| Snap-on mounted black nose handle, black front frame and silver front plate | | | | | |
| 1-2-3-4-5 | 1 / 5 | 10 | OC10G05PNBN00NST51 | 1SCA126604R1001 | 0.053 |
| 1-2-3-4-5 | 2 / 10 | 10 | OC10G10PNBN00NST52 | 1SCA126605R1001 | 0.075 |
| 1-2-3-4-5 | 1 / 5 | 25 | OC25G05PNBN00NST51 | 1SCA126606R1001 | 0.126 |
| 1-2-3-4-5 | 2 / 10 | 25 | OC25G10PNBN00NST52 | 1SCA126607R1001 | 0.178 |

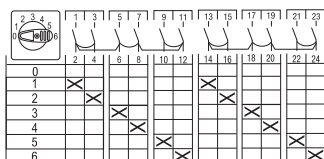
For more options of standard cam switches, see Order code configuration, pages 40...56.

Ordering information

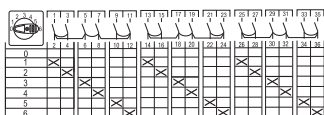
Rotary cam switches, standard



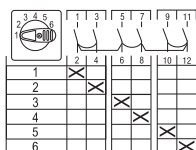
OC_SO61



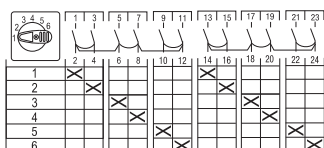
OC_SO62



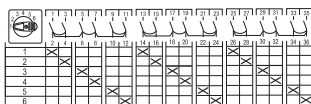
OC_SO63



OC_ST61



OC_ST62



OC_ST63

Multistep switches

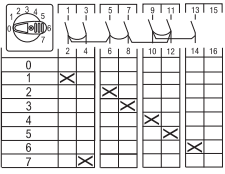
The handle and front plate with position indication are included according to the table below.
Step angle 30°

| Function | Number of poles/ contacts | Rated thermal current I_{th} [A] | Type | Order number | Weight/ unit [kg] |
|---|---------------------------|------------------------------------|--------------------|-----------------|-------------------|
| 6-step, with 0-position, door mounted | | | | | |
| Snap-on mounted black nose handle, black front frame and silver front plate | | | | | |
| 0-1-2-3-4-5-6 | 1 / 6 | 25 | OC25G06PNBN00NSO61 | 1SCA126608R1001 | 0.132 |
| | 2 / 12 | 25 | OC25G12PNBN00NSO62 | 1SCA126609R1001 | 0.202 |
| | 3 / 18 | 25 | OC25G18PNBN00NSO63 | 1SCA126610R1001 | 0.270 |
| 6-step, without 0-position, door mounted | | | | | |
| Snap-on mounted black nose handle, black front frame and silver front plate | | | | | |
| 1-2-3-4-5-6 | 1 / 6 | 25 | OC25G06PNBN00NST61 | 1SCA126611R1001 | 0.131 |
| | 2 / 12 | 25 | OC25G12PNBN00NST62 | 1SCA126612R1001 | 0.201 |
| | 3 / 18 | 25 | OC25G18PNBN00NST63 | 1SCA126613R1001 | 0.269 |

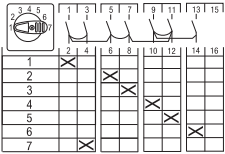
For more options of standard cam switches, see Order code configuration, pages 40...56.

Ordering information

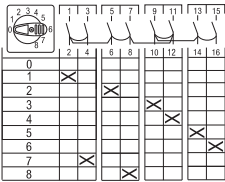
Rotary cam switches, standard



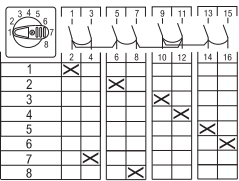
OC_S071



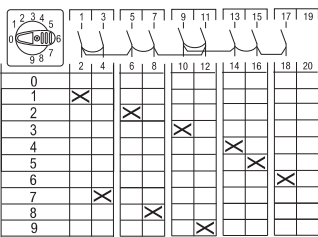
OC_ST71



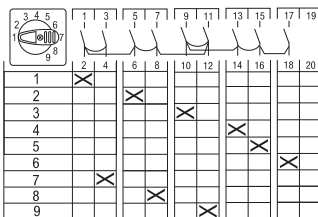
OC_S081



OC_ST81



OC_S091



OC_ST91

Multistep switches

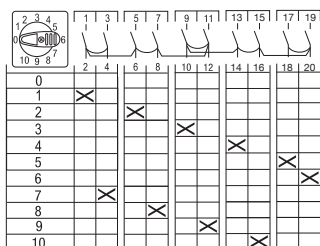
The handle and front plate with position indication are included according to the table below. Step angle 30°.

| Function | Number of poles/contacts | Rated thermal current I_{th} [A] | Type | Order number | Weight/unit [kg] |
|---|--------------------------|------------------------------------|--------------------|-----------------|------------------|
| 7-step, with 0-position, door mounted | | | | | |
| Snap-on mounted black nose handle, black front frame and silver front plate | | | | | |
| 0-1-2-3-4-5-6-7 | 1 / 7 | 25 | OC25G07PNBN00NSO71 | 1SCA126614R1001 | 0.151 |
| 7-step, without 0-position, door mounted | | | | | |
| Snap-on mounted black nose handle, black front frame and silver front plate | | | | | |
| 1-2-3-4-5-6-7 | 1 / 7 | 25 | OC25G07PNBN00NST71 | 1SCA126615R1001 | 0.151 |
| 8-step, with 0-position, door mounted | | | | | |
| Snap-on mounted black nose handle, black front frame and silver front plate | | | | | |
| 0-1-2-3-4-5-6-7-8 | 1 / 8 | 25 | OC25G08PNBN00NSO81 | 1SCA126616R1001 | 0.156 |
| 8-step, without 0-position, door mounted | | | | | |
| Snap-on mounted black nose handle, black front frame and silver front plate | | | | | |
| 1-2-3-4-5-6-7-8 | 1 / 8 | 25 | OC25G08PNBN00NST81 | 1SCA126617R1001 | 0.156 |
| 9-step, with 0-position, door mounted | | | | | |
| Snap-on mounted black nose handle, black front frame and silver front plate | | | | | |
| 0-1-2-3-4-5-6-7-8-9 | 1 / 9 | 25 | OC25G09PNBN00NSO91 | 1SCA126618R1001 | 0.173 |
| 9-step, without 0-position, door mounted | | | | | |
| Snap-on mounted black nose handle, black front frame and silver front plate | | | | | |
| 1-2-3-4-5-6-7-8-9 | 1 / 9 | 25 | OC25G09PNBN00NST91 | 1SCA126619R1001 | 0.173 |

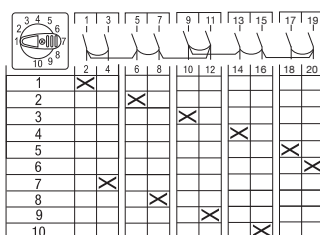
For more options of standard cam switches, see Order code configuration, pages 40...56.

Ordering information

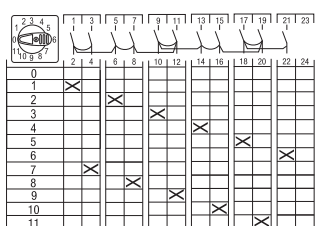
Rotary cam switches, standard



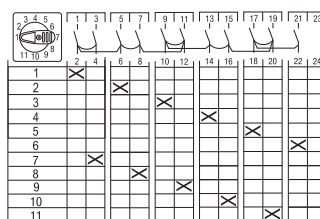
OC_SO10



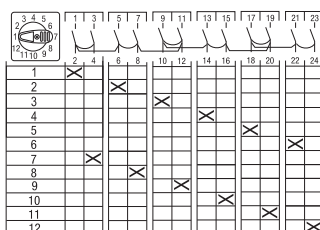
OC_ST10



OC_SO11



OC_ST11



OC_ST12

Multistep switches

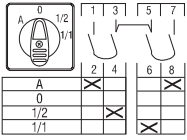
The handle and front plate with position indication are included according to the table below. Step angle 30°.

| Function | Number of poles/contacts | Rated thermal current I _n [A] | Type | Order number | Weight/unit [kg] |
|---|--------------------------|--|--------------------|-----------------|------------------|
| 10-step, with 0-position, door mounted | | | | | |
| Snap-on mounted black nose handle, black front frame and silver front plate | | | | | |
| 0-1-2-3-4-5-6-7-8-9-10 | 1 / 10 | 25 | OC25G10PNBN00NSO10 | 1SCA126620R1001 | 0.179 |
| 10-step, without 0-position, door mounted | | | | | |
| Snap-on mounted black nose handle, black front frame and silver front plate | | | | | |
| 1-2-3-4-5-6-7-8-9-10 | 1 / 10 | 25 | OC25G10PNBN00NST10 | 1SCA126621R1001 | 0.179 |
| 11-step, with 0-position, door mounted | | | | | |
| Snap-on mounted black nose handle, black front frame and silver front plate | | | | | |
| 0-1-2-3-4-5-6-7-8-9-10-11 | 1 / 11 | 25 | OC25G11PNBN00NSO11 | 1SCA126622R1001 | 0.197 |
| 11-step, without 0-position, door mounted | | | | | |
| Snap-on mounted black nose handle, black front frame and silver front plate | | | | | |
| 1-2-3-4-5-6-7-8-9-10-11 | 1 / 11 | 25 | OC25G11PNBN00NST11 | 1SCA126623R1001 | 0.197 |
| 12-step, without 0-position, door mounted | | | | | |
| Snap-on mounted black nose handle, black front frame and silver front plate | | | | | |
| 1-2-3-4-5-6-7-8-9-10-11-12 | 1 / 12 | 25 | OC25G12PNBN00NST12 | 1SCA126624R1001 | 0.202 |

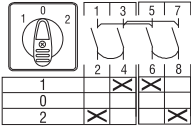
For more options of standard cam switches, see Order code configuration, pages 40...56.

Ordering information

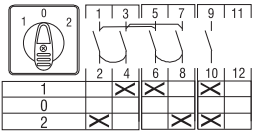
Rotary cam switches, standard



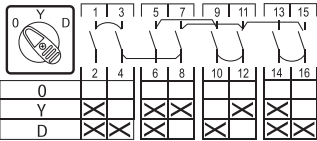
OC_ST30



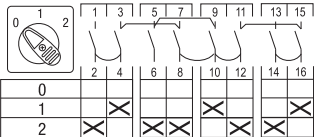
OC_W2



OC_W3



OC_SD



OC_P12

Motor control switches

The handle and front plate with position indication are included according to the table below.

| Function | Number of poles/ contacts | Rated thermal current I_{th} [A] | Motor rating AC23/400V [kW] | Type | Order number | Weight/unit [kg] |
|----------|---------------------------|------------------------------------|-----------------------------|------|--------------|------------------|
|----------|---------------------------|------------------------------------|-----------------------------|------|--------------|------------------|

Ventilation switches

Door mounted, snap-on mounted black nose handle, black front frame and silver front plate

| | | | | | | |
|-------------|-------|----|-----|--------------------|-----------------|-------|
| A-0-1/2-1/1 | 2 / 4 | 10 | 3 | OC10G04PNBN00NST30 | 1SCA126625R1001 | 0.045 |
| A-0-1/2-1/1 | 2 / 4 | 25 | 7.5 | OC25G04PNBN00NST30 | 1SCA126627R1001 | 0.109 |

Modular DIN-rail base mounted, grey handle

| | | | | | | |
|-------------|-------|----|-----|--------------------|-----------------|-------|
| A-0-1/2-1/1 | 2 / 4 | 25 | 7.5 | OC25G04MNGN00NST30 | 1SCA126626R1001 | 0.102 |
|-------------|-------|----|-----|--------------------|-----------------|-------|

Reversing switches

Door mounted, snap-on mounted black nose handle, black front frame and silver front plate

| | | | | | | |
|-------|-------|----|-----|------------------|-----------------|-------|
| 1-0-2 | 2 / 4 | 25 | 7.5 | OC25G04PNBN00NW2 | 1SCA126628R1001 | 0.109 |
| 1-0-2 | 3 / 5 | 25 | 7.5 | OC25G05PNBN00NW3 | 1SCA126629R1001 | 0.126 |

Star-delta switches

Door mounted, snap-on mounted black nose handle, black front frame and silver front plate

| | | | | | | |
|-------|-------|----|-----|------------------|-----------------|-------|
| 0-Y-Δ | 3 / 8 | 25 | 7.5 | OC25G08PNBN00NSD | 1SCA126630R1001 | 0.156 |
|-------|-------|----|-----|------------------|-----------------|-------|

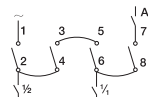
Pole-change switches (Dahlander)

Door mounted, snap-on mounted black nose handle, black front frame and silver front plate

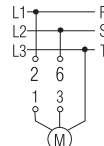
Winding for 2 speeds, one direction, 0-A-YY

| | | | | | | |
|-------|-------|----|-----|-------------------|-----------------|-------|
| 0-1-2 | 3 / 8 | 25 | 7.5 | OC25G08PNBN00NP12 | 1SCA126631R1001 | 0.156 |
|-------|-------|----|-----|-------------------|-----------------|-------|

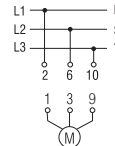
For more options of standard cam switches, see Order code configuration, pages 40...56.



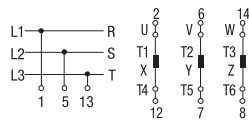
OC_ST30



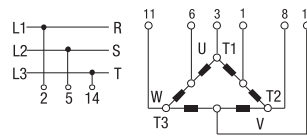
OC_W2



OC_W3



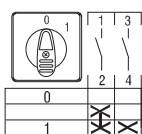
OC_SD



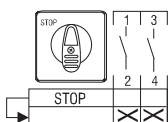
OC_P12

Ordering information

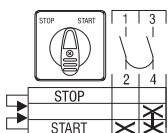
Rotary cam switches, standard



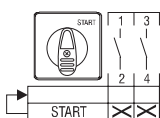
OC_SE15



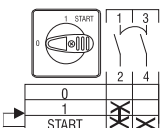
OC_SA2



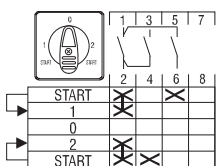
OC_SEA1



OC_SE2



OC_SEA0



OC_UR13

Motor control switches

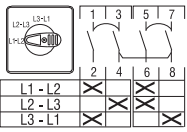
The handle and front plate with position indication are included according to the table below. The round front ring: to be used in situations when position indications are on the door of the enclosure.

| Function | Number of poles/ contacts | Rated thermal current I_n [A] | Type | Order number | Weight/ unit [kg] |
|--|---------------------------|---------------------------------|--------------------|-----------------|-------------------|
| Pumpstart switches | | | | | |
| Door mounted, snap-on mounted black nose handle, black front frame and silver front plate. Step angle 60°. | | | | | |
| 0-1 | 1 / 2 | 10 | OC10G02PNBN00NSE15 | 1SCA126632R1001 | 0.036 |
| 0-1 | 1 / 2 | 25 | OC25G02PNBN00NSE15 | 1SCA126634R1001 | 0.086 |
| Modular DIN-rail base mounted, grey handle. Step angle 60°. | | | | | |
| 0-1 | 1 / 2 | 25 | OC25G02MNGN00NSE15 | 1SCA126633R1001 | 0.089 |
| Stop switches | | | | | |
| Door mounted, snap-on mounted black nose handle, black front frame and silver front plate | | | | | |
| Step angle 30°, with spring return, contacts N.C. | | | | | |
| 0 _R -Stop | 2 / 2 | 10 | OC10G02PNBN00NSA2 | 1SCA126635R1001 | 0.036 |
| 0 _R -Stop | 2 / 2 | 25 | OC25G02PNBN00NSA2 | 1SCA126636R1001 | 0.086 |
| Start switches, with spring return | | | | | |
| Door mounted, snap-on mounted black nose handle, black front frame and silver front plate | | | | | |
| Step angle 30° | | | | | |
| Stop-Start | 1 / 2 | 25 | OC25G02PNBN00NSEA1 | 1SCA126637R1001 | 0.086 |
| 0 _R -Start | 1 / 2 | 10 | OC10G02PNBN00NSE2 | 1SCA126643R1001 | 0.036 |
| 0 _R -Start | 1 / 2 | 25 | OC25G02PNBN00NSE2 | 1SCA126644R1001 | 0.086 |
| Step angle 90°- 30° | | | | | |
| 0-1 _R -Start | 1 / 2 | 10 | OC10G02PNBN00NSEA0 | 1SCA126638R1001 | 0.036 |
| 0-1 _R -Start | 1 / 2 | 25 | OC25G02PNBN00NSEA0 | 1SCA126640R1001 | 0.086 |
| Start-1 _R -0-2 _R - | 1 / 3 | 25 | OC25G03PNBN00NUR13 | 1SCA126646R1001 | 0.103 |
| Start | | | | | |
| Door mounted, screw mounted black nose handle, black front frame and silver front plate | | | | | |
| Step angle 90°- 30° | | | | | |
| 0-1 _R -Start | 1 / 2 | 25 | OC25G02RNBN00NSEA0 | 1SCA126642R1001 | 0.158 |
| Door mounted, snap-on mounted black nose handle with round black front ring, no engraving | | | | | |
| Step angle 90°- 30° | | | | | |
| 0-1 _R -Start | 1 / 2 | 25 | OC25G02PXB00NSEA0 | 1SCA126641R1001 | 0.081 |
| Modular DIN-rail base mounted, grey handle | | | | | |
| Step angle 90°- 30° | | | | | |
| 0-1 _R -Start | 1 / 2 | 25 | OC25G02MNGN00NSEA0 | 1SCA126639R1001 | 0.090 |
| Start-1 _R -0-2 _R - | 1 / 3 | 25 | OC25G03MNGN00NUR13 | 1SCA126645R1001 | 0.097 |
| Start | | | | | |

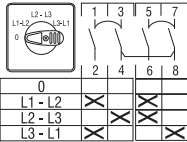
For more options of standard cam switches, see Order code configuration, pages 40...56.

Ordering information

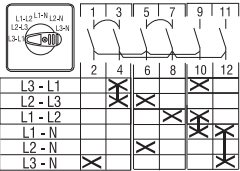
Rotary cam switches, standard



OC_VN3



OC_V3



OC_VN30

Voltmeter switches

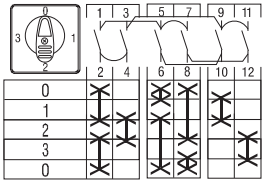
The handle and front plate with position indication are included according to the table below. The round front ring: to be used in situations when position indications are on the door of the enclosure.

| Function | Number of contacts | Rated thermal current I_{th} [A] | Type | Order number | Weight/unit [kg] |
|--|--------------------|------------------------------------|--------------------|-----------------|------------------|
| 3 Positions, 3 phase -3 wire, without 0-position, step angle 45° | | | | | |
| Door mounted, snap-on mounted black nose handle, black front frame and silver front plate | | | | | |
| L1-L2, L2-L3, L3-L1 | 4 | 10 | OC10G04PNBN00NVN3 | 1SCA126647R1001 | 0.045 |
| Modular DIN-rail base mounted, grey handle | | | | | |
| L1-L2, L2-L3, L3-L1 | 4 | 25 | OC25G04PNBN00NVN3 | 1SCA126649R1001 | 0.109 |
| 4 Positions, 3 phase -3 wire, with 0-position, step angle 45° | | | | | |
| Door mounted, snap-on mounted black nose handle, black front frame and silver front plate | | | | | |
| 0, L1-L2, L2-L3, L3-L1 | 4 | 10 | OC10G04PNBN00NV3 | 1SCA126650R1001 | 0.045 |
| 0, L1-L2, L2-L3, L3-L1 | 4 | 25 | OC25G04PNBN00NV3 | 1SCA126652R1001 | 0.109 |
| Door mounted, screw mounted black nose handle, black front frame and silver front plate | | | | | |
| 0, L1-L2, L2-L3, L3-L1 | 4 | 25 | OC25G04RNBN00NV3 | 1SCA126654R1001 | 0.180 |
| Door mounted, snap-on mounted black nose handle with round black front ring, no engraving | | | | | |
| 0, L1-L2, L2-L3, L3-L1 | 4 | 25 | OC25G04PXBN00NV3 | 1SCA126653R1001 | 0.103 |
| DIN-rail mounted | | | | | |
| 0, L1-L2, L2-L3, L3-L1 | 4 | 25 | OC25G04MNGN00NV3 | 1SCA126651R1001 | 0.102 |
| 6 Positions, 3 phase to phase, 3 phase to neutral, without 0-position, step angle 30° | | | | | |
| Door mounted, snap-on mounted black nose handle, black front frame and silver front plate | | | | | |
| L3-L1, L2-L3, L1-L2, L1-N, L2-N, L3-N | 6 | 10 | OC10G06PNBN00NVN30 | 1SCA126655R1001 | 0.055 |
| L3-L1, L2-L3, L1-L2, L1-N, L2-N, L3-N | 6 | 25 | OC25G06PNBN00NVN30 | 1SCA126657R1001 | 0.132 |
| Modular DIN-rail base mounted, grey handle | | | | | |
| L3-L1, L2-L3, L1-L2, L1-N, L2-N, L3-N | 6 | 25 | OC25G06MNGN00NVN30 | 1SCA126656R1001 | 0.114 |

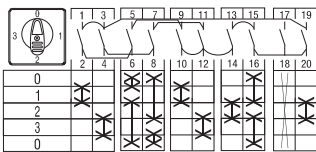
For more options of standard cam switches, see Order code configuration, pages 40...56.

Ordering information

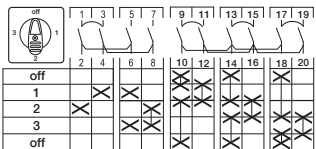
Rotary cam switches, standard



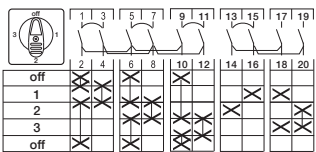
OC_AU31



OC_AU32



OC_VA21



OC_AV12

Ammeter switches

The handle and front plate with position indication are included according to the table below. The round front ring: to be used in situations when position indications are on the door of the enclosure. No stop at last position.

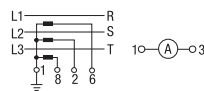
| Function | Number of contacts | Rated thermal current I_n [A] | Type | Order number | Weight/unit [kg] |
|---|--------------------|---------------------------------|--------------------|-----------------|------------------|
| For 3 current transformer circuits, with 0-position, step angle 90° | | | | | |
| Door mounted, snap-on mounted black nose handle, black front frame and silver front plate | | | | | |
| Single pole | | | | | |
| 0-1-2-3 | 6 | 10 | OC10G06PNBN00NAU31 | 1SCA126665R1001 | 0.055 |
| 0-1-2-3 | 6 | 25 | OC25G06PNBN00NAU31 | 1SCA126667R1001 | 0.132 |
| 2 pole or direct measurement in 3 phases | | | | | |
| 0-1-2-3 | 10 | 25 | OC25G10PNBN00NAU32 | 1SCA126670R1001 | 0.179 |
| Door mounted, screw mounted black nose handle, black front frame and silver front plate | | | | | |
| Single pole | | | | | |
| 0-1-2-3 | 6 | 25 | OC25G06RNB00NAU31 | 1SCA126669R1001 | 0.204 |
| Door mounted, snap-on mounted black nose handle with round black front ring, no engraving | | | | | |
| Single pole | | | | | |
| 0-1-2-3 | 6 | 25 | OC25G06PXB00NAU31 | 1SCA126668R1001 | 0.126 |
| Modular DIN-rail base mounted, grey handle | | | | | |
| Single pole | | | | | |
| 0-1-2-3 | 6 | 25 | OC25G06MNGN00NAU31 | 1SCA126666R1001 | 0.115 |

Volt-ammeter switches

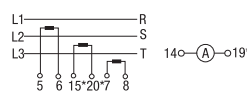
The handle and front plate with position indication are included according to the table below. The type and the order number are for one piece. No stop at last position.

| Function | Number of contacts | Rated thermal current I_n [A] | Type | Order number | Weight/unit [kg] |
|---|--------------------|---------------------------------|--------------------|-----------------|------------------|
| Measuring between phases and 3 current transformers with common pole, step angle 90° | | | | | |
| OFF-1-2-3 | 10 | 25 | OC25G10PNBN00NVA21 | 1SCA126671R1001 | 0.179 |
| OFF-1-2-3 | 10 | 25 | OC25G10PNBN00NAV12 | 1SCA126672R1001 | 0.179 |

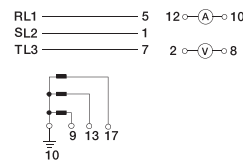
For more options of standard cam switches, see Order code configuration, pages 40...56.



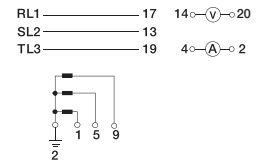
OC_AU31



O_AU32



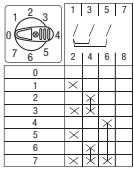
OC_VA



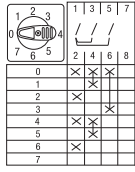
OC_AV

Ordering information

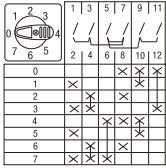
Rotary cam switches, standard



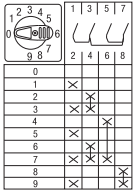
OC_B070



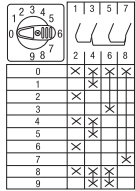
OC_B071



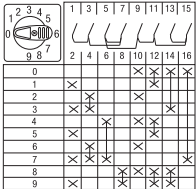
OC_B072



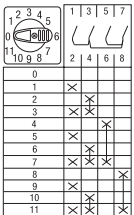
OC_B090



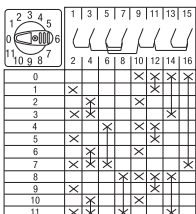
OC_B091



OC_B092



OC_B110



OC_B112

Binarycode switches

The handle and front plate with position indication are included according to the table below.

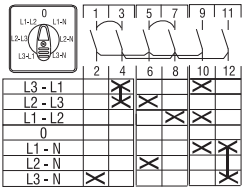
| Function | Number of contacts | Rated thermal current I_{th} [A] | Type | Order number | Weight/unit [kg] |
|--|--------------------|------------------------------------|--------------------|-----------------|------------------|
| With 0-position, step angle 30° / 45° | | | | | |
| Door mounted, snap-on mounted black nose handle, black front frame and silver front plate | | | | | |
| 0-1-2-3-4-5-6-7* | 3 | 25 | OC25G03PNBN00NB070 | 1SCA126673R1001 | 0.104 |
| 0-1-2-3-4-5-6-7* | 3 | 25 | OC25G03PNBN00NB071 | 1SCA126674R1001 | 0.104 |
| 0-1-2-3-4-5-6-7* | 6 | 25 | OC25G06PNBN00NB072 | 1SCA126678R1001 | 0.132 |
| 0-1-2-3-4-5-6-7-8-9 | 4 | 25 | OC25G04PNBN00NB090 | 1SCA126675R1001 | 0.109 |
| 0-1-2-3-4-5-6-7-8-9 | 4 | 25 | OC25G04PNBN00NB091 | 1SCA126676R1001 | 0.109 |
| 0-1-2-3-4-5-6-7-8-9 | 8 | 25 | OC25G08PNBN00NB092 | 1SCA126679R1001 | 0.156 |
| 0-1-2-3-4-5-6-7-8-9-10-11* | 4 | 25 | OC25G04PNBN00NB110 | 1SCA126677R1001 | 0.109 |
| 0-1-2-3-4-5-6-7-8-9-10-11* | 8 | 25 | OC25G08PNBN00NB112 | 1SCA126680R1001 | 0.156 |

* No stop at last position.

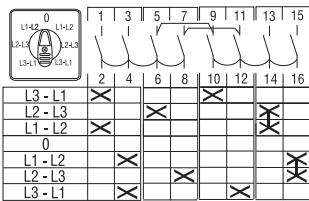
For more options of standard cam switches, see Order code configuration, pages 40...56.

Ordering information

Rotary cam switches, standard



OC_V30



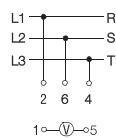
OC_V32

Voltmeter switches

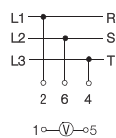
The handle and front plate with position indication are included according to the table below. The round front ring: to be used in situations when position indications are on the door of the enclosure.

| Function | Number of contacts | Rated thermal current I_n [A] | Type | Order number | Weight/unit [kg] |
|--|--------------------|---------------------------------|-------------------|-----------------|------------------|
| 7 Positions, 3 phase to phase 3 phase to neutral, with 0-position, step angle 45° | | | | | |
| Door mounted, snap-on mounted black nose handle, black front frame and silver front plate | | | | | |
| L3-L1, L2-L3, L1-L2, 0, L1-N, L2-N, L3-N | 6 | 10 | OC10G06PNBN00NV30 | 1SCA126658R1001 | 0.055 |
| L3-L1, L2-L3, L1-L2, 0, L1-N, L2-N, L3-N | 6 | 25 | OC25G06PNBN00NV30 | 1SCA126660R1001 | 0.132 |
| Door mounted, screw mounted black nose handle, black front frame and silver front plate | | | | | |
| L3-L1, L2-L3, L1-L2, 0, L1-N, L2-N, L3-N | 6 | 25 | OC25G06RNB00NV30 | 1SCA126662R1001 | 0.204 |
| Door mounted, snap-on mounted black nose handle with round black front ring, no engraving | | | | | |
| L3-L1, L2-L3, L1-L2, 0, L1-N, L2-N, L3-N | 6 | 25 | OC25G06PXB00NV30 | 1SCA126661R1001 | 0.126 |
| Modular DIN-rail base mounted, grey handle | | | | | |
| L3-L1, L2-L3, L1-L2, 0, L1-N, L2-N, L3-N | 6 | 25 | OC25G06MNGN00NV30 | 1SCA126659R1001 | 0.115 |
| 7 Positions, 3 phase to phase voltages for 2 circuits, with 0 position, step angle 45° | | | | | |
| Door mounted, snap-on mounted black nose handle, black front frame and silver front plate | | | | | |
| L3-L1, L2-L3, L1-L2, 0, L1-L2, L2-L3, L3-L1 | 8 | 10 | OC10G08PNBN00NV32 | 1SCA126663R1001 | 0.066 |
| L3-L1, L2-L3, L1-L2, 0, L1-L2, L2-L3, L3-L1 | 8 | 25 | OC25G08PNBN00NV32 | 1SCA126664R1001 | 0.157 |

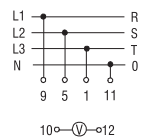
For more options of standard cam switches, see Order code configuration, pages 40...56.



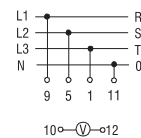
OC_VN3



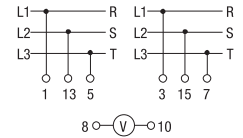
OC_V3



OC_VN30



OC_V30



OC_V32

Ordering information

Accessories – Snap-on mounted handles



OC10GPNB*



OC10GPNG*

Snap on mounted nose handle without front plate

Handle delivery includes frame for front plate. The colour of the frame is same as the handle. The front plate has to be ordered separately. Front plates are available specially engraved via CamWeb2 or without engraving, see Accessories – Plates.



OC25GPNB*



OC25GPNG*



OC25GPMB*



OC25GPMG*



OC25GPB*



OC25GPE*



OC25GPFB*



OC25GPF*

| Colour | For cam switches | Type | Order number | Weight/unit [kg] |
|----------------------------------|------------------|----------|-----------------|------------------|
| Front frame size 32x32 mm | | | | |
| Black | OC10_ | OC10GPNB | 1SCA126687R1001 | 0.05 |
| Grey | OC10_ | OC10GPNG | 1SCA126684R1001 | 0.05 |
| Front frame size 51x51 mm | | | | |
| Black | OC25_ | OC25GPNB | 1SCA126690R1001 | 0.08 |
| Grey | OC25_ | OC25GPNG | 1SCA126691R1001 | 0.08 |
| Front frame size 66x66 mm | | | | |
| Black | OC25_ | OC25GPMB | 1SCA126692R1001 | 0.10 |
| Grey | OC25_ | OC25GPMG | 1SCA126693R1001 | 0.10 |

Snap on mounted extended handle without front plate

Handle delivery includes frame for front plate. The colour of the frame is same as the handle. The front plate has to be ordered separately. Front plates are available specially engraved via CamWeb2 or without engraving, see Accessories – Plates.

| Colour | For cam switches | Type | Order number | Weight/unit [kg] |
|----------------------------------|------------------|----------|-----------------|------------------|
| Front frame size 51x51 mm | | | | |
| Black | OC25_ | OC25GPB | 1SCA126694R1001 | 0.08 |
| Grey | OC25_ | OC25GPE | 1SCA126695R1001 | 0.08 |
| Front frame size 66x66 mm | | | | |
| Black | OC25_ | OC25GPFB | 1SCA126696R1001 | 0.10 |
| Grey | OC25_ | OC25GPF | 1SCA126697R1001 | 0.10 |

* Front plate shown in the photograph has to be ordered separately.

Ordering information

Accessories – Snap-on mounted handles



OC10GPXB



OC10GPXG



OC25GPXB



OC25GPXG



OC25GMNG



OC25GP1B*



OC25GP1G*



OC25GP1Y*



OC25GP2B*



OC25GP2G*



OC25GP2Y*



OC25GP3B



OC25GP3G



OC25GP3R



OC25GP3Y

Snap on mounted nose handle with round front ring

The round front ring is the same colour as the handle.

| Colour | For cam switches | Type | Order number | Weight/unit [kg] |
|--------------------------------|------------------|----------|-----------------|------------------|
| Front ring size Ø 30 mm | | | | |
| Black | OC10_ | OC10GPXB | 1SCA126685R1001 | 0.02 |
| Grey | OC10_ | OC10GPXG | 1SCA126686R1001 | 0.02 |
| Front ring size Ø 39 mm | | | | |
| Black | OC25_ | OC25GPXB | 1SCA126698R1001 | 0.02 |
| Grey | OC25_ | OC25GPXG | 1SCA126699R1001 | 0.02 |

Modular switch handle with front cover, without printing

Front plate is available specially printed via CamWeb2 or without engraving.

| Colour | For cam switches | Type | Order number | Weight/unit [kg] |
|----------------------------------|------------------|----------|-----------------|------------------|
| Front cover size 45x53 mm | | | | |
| Grey | OC25_M_ | OC25GMNG | 1SCA126708R1001 | 0.05 |

Snap-on mounted handles - Padlockable

Handle delivery includes frame for front plate. The padlockable handles can be configured for locking positions every 45° beginning with 0°, by removing a precut in the locking ring. Cam switches with padlockable handles can be configured with the CamWeb2 configuration tool. The front plate has to be ordered separately. Front plates are available specially engraved via CamWeb2 or without engraving, see Accessories – Plates.

| Colour | For cam switches | Type | Order number | Weight/unit [kg] |
|----------------------------------|------------------|----------|-----------------|------------------|
| Front frame size 51x51 mm | | | | |
| Black | OC25_ | OC25GP1B | 1SCA126738R1001 | 0.06 |
| Grey | OC25_ | OC25GP1G | 1SCA126739R1001 | 0.06 |
| Red-Yellow | OC25_ | OC25GP1Y | 1SCA126740R1001 | 0.06 |
| Front frame size 66x66 mm | | | | |
| Black | OC25_ | OC25GP2B | 1SCA126741R1001 | 0.06 |
| Grey | OC25_ | OC25GP2G | 1SCA126742R1001 | 0.06 |
| Red-Yellow | OC25_ | OC25GP2Y | 1SCA126743R1001 | 0.06 |

Snap-on mounted handles - Round padlockable

Only with OFF-ON text. Padlockable only in the OFF position (270°).

| Colour | For cam switches | Type | Order number | Weight/unit [kg] |
|----------------------------------|------------------|----------|-----------------|------------------|
| Front frame size 66x66 mm | | | | |
| Black | OC25_ | OC25GP3B | 1SCA126744R1001 | 0.06 |
| Grey | OC25_ | OC25GP3G | 1SCA126745R1001 | 0.06 |
| Red | OC25_ | OC25GP3R | 1SCA126746R1001 | 0.06 |
| Red-Yellow | OC25_ | OC25GP3Y | 1SCA126747R1001 | 0.06 |

* Front plate shown in the photograph has to be ordered separately.

Ordering information

Accessories – Screw mounted handles



OC10GRNB*



OC10GRNG*



OC25GRNB*



OC25GRNG*



OC25GRMB*



OC25GRMG*



OC25GREB*



OC25GREG*



OC25GRFB*



OC25GRFG*

Screw mounted nose handle without front plate

Handle delivery includes the frame for front plate. The colour of the frame is same as the handle. The front plate has to be ordered separately. Front plates are available specially engraved via CamWeb2 or without engraving, see Accessories – Plates.

| Colour | For cam switches | Type | Order number | Weight/unit [kg] |
|----------------------------------|------------------|----------|-----------------|------------------|
| Front frame size 32x32 mm | | | | |
| Black | OC10_ | OC10GRNB | 1SCA126688R1001 | 0.05 |
| Grey | OC10_ | OC10GRNG | 1SCA126689R1001 | 0.05 |
| Front frame size 51x51 mm | | | | |
| Black | OC25_ | OC25GRNB | 1SCA126700R1001 | 0.10 |
| Grey | OC25_ | OC25GRNG | 1SCA126701R1001 | 0.10 |
| Front frame size 66x66 mm | | | | |
| Black | OC25_ | OC25GRMB | 1SCA126702R1001 | 0.10 |
| Grey | OC25_ | OC25GRMG | 1SCA126703R1001 | 0.10 |

Screw mounted extended handle

Handle delivery includes the frame for front plate. The colour of the frame is same as the handle. The front plate has to be ordered separately. Front plates are available specially engraved via CamWeb2 or without engraving, see Accessories – Plates.

| Colour | For cam switches | Type | Order number | Weight/unit [kg] |
|----------------------------------|------------------|----------|-----------------|------------------|
| Front frame size 51x51 mm | | | | |
| Black | OC25_ | OC25GREB | 1SCA126704R1001 | 0.10 |
| Grey | OC25_ | OC25GREG | 1SCA126705R1001 | 0.10 |
| Front frame size 66x66 mm | | | | |
| Black | OC25_ | OC25GRFB | 1SCA126706R1001 | 0.10 |
| Grey | OC25_ | OC25GRFG | 1SCA126707R1001 | 0.10 |

* Front plate shown in the photograph has to be ordered separately.

Ordering information

Accessories – Screw mounted handles



OC25GR1B*



OC25GR1G*



OC25GR1Y*



OC25GR2B*



OC25GR2G*



OC25GR2Y*



OC25GR3B



OC25GR3G



OC25GR3R



OC25GR3Y

Screw mounted handles - Padlockable

Handle delivery includes frame for front plate. The padlockable handles can be configured for locking positions every 45° beginning with 0°, by removing a precut in the locking ring. Cam switches with padlockable handles can be configured with the CamWeb2 configuration tool. The front plate has to be ordered separately. Front plates are available specially engraved via CamWeb2 or without engraving, see Accessories – Plates.

| Colour | For cam switches | Type | Order number | Weight/unit [kg] |
|----------------------------------|------------------|----------|-----------------|------------------|
| Front frame size 51x51 mm | | | | |
| Black | OC25_ | OC25GR1B | 1SCA126748R1001 | 0.05 |
| Grey | OC25_ | OC25GR1G | 1SCA126749R1001 | 0.05 |
| Red-Yellow | OC25_ | OC25GR1Y | 1SCA126750R1001 | 0.05 |
| Front frame size 66x66 mm | | | | |
| Black | OC25_ | OC25GR2B | 1SCA126751R1001 | 0.05 |
| Grey | OC25_ | OC25GR2G | 1SCA126752R1001 | 0.05 |
| Red-Yellow | OC25_ | OC25GR2Y | 1SCA126753R1001 | 0.05 |

Screw mounted handles - Round padlockable

Only with OFF-ON text. Padlockable only in the OFF position (270°).

| Colour | For cam switches | Type | Order number | Weight/unit [kg] |
|----------------------------------|------------------|----------|-----------------|------------------|
| Front frame size 66x66 mm | | | | |
| Black | OC25_ | OC25GR3B | 1SCA126754R1001 | 0.05 |
| Grey | OC25_ | OC25GR3G | 1SCA126755R1001 | 0.05 |
| Red | OC25_ | OC25GR3R | 1SCA126756R1001 | 0.05 |
| Red-Yellow | OC25_ | OC25GR3Y | 1SCA126757R1001 | 0.05 |

* Front plate shown in the photograph has to be ordered separately.

Ordering information

Accessories – Plates



OC10GFP32S



OC25GFP51S



OC25GFP51Y



OC25GFP66S



OC25GFP66Y



OC10GLP32B



OC10GLP32G



OC25GLP51B



OC25GLP51G



OC25GLP66B



OC25GLP66G



OC25GLPRPB



OC25GLPRPG

Front plates without frame, without engraving

| Colour | For cam switches | Type | Order number | Weight/unit [kg] |
|----------------------------------|------------------|------------|-----------------|------------------|
| Front frame size 32x32 mm | | | | |
| Silver | OC10_ | OC10GFP32S | 1SCA126709R1001 | 0.003 |
| Front frame size 51x51 mm | | | | |
| Silver | OC25_ | OC25GFP51S | 1SCA126710R1001 | 0.003 |
| Yellow | OC25_ | OC25GFP51Y | 1SCA126711R1001 | 0.003 |
| Front frame size 66x66 mm | | | | |
| Silver | OC25_ | OC25GFP66S | 1SCA126712R1001 | 0.003 |
| Yellow | OC25_ | OC25GFP66Y | 1SCA126713R1001 | 0.003 |

Additional lettering plates with frame, without engraving

| Colour | For cam switches | Type | Order number | Weight/unit [kg] |
|---|------------------|------------|-----------------|------------------|
| Suitable for handles with 32x32 mm front frame | | | | |
| Black frame | OC10_ | OC10GLP32B | 1SCA126714R1001 | 0.01 |
| Grey frame | OC10_ | OC10GLP32G | 1SCA126715R1001 | 0.01 |
| Suitable for handles with 51x51 mm front frame | | | | |
| Black frame | OC25_ | OC25GLP51B | 1SCA126716R1001 | 0.01 |
| Grey frame | OC25_ | OC25GLP51G | 1SCA126717R1001 | 0.01 |
| Suitable for handles with 66x66 mm front frame | | | | |
| Black frame | OC25_ | OC25GLP66B | 1SCA126718R1001 | 0.01 |
| Grey frame | OC25_ | OC25GLP66G | 1SCA126719R1001 | 0.01 |
| Suitable for round padlockable type handle size 66x66 mm | | | | |
| Black frame | OC25_ | OC25GLPRPB | 1SCA126787R1001 | 0.01 |
| Grey frame | OC25_ | OC25GLPRPG | 1SCA126721R1001 | 0.01 |

Ordering information

Accessories – Other



ONZ10L_

Protective rear cover

Transparent, IP42 protection.



OMNX80

| Number of chambers | Number of contacts | For cam switches | Type | Order number | Weight/unit [kg] |
|------------------------|--------------------|------------------|---------|-----------------|------------------|
| Screw-Mounted | | | | | |
| 1 | 1-2 | OC25G_ | ONZ10L2 | 1SCA022621R1570 | |
| 2-3 | 3-6 | OC25G_ | ONZ10L4 | 1SCA022621R1650 | |
| 4-5 | 7-10 | OC25G_ | ONZ10L6 | 1SCA022621R1730 | |
| Snap-On Mounted | | | | | |
| 1-2 | 1-4 | OC25G_ | ONZ10L4 | 1SCA022621R1650 | |
| 3-4 | 5-8 | OC25G_ | ONZ10L6 | 1SCA022621R1730 | |



ONX30

Nut spanner tool

For proper tightening the nut of snap-on mounted handle.



OC_R455

| Colour | For cam switches | Type | Order number | Weight/unit [kg] |
|--------|------------------|--------|-----------------|------------------|
| - | OC10_, OC25_ | OMNX80 | 1SCA022553R8440 | 0.02 |

Adaptor ring for snap-on handles

For fixing the standard OC25 snap-on handles with 22.3 mm door drilling to 30 mm door drilling.

| | | | | |
|-------|-------|-------|-----------------|------|
| Black | OC25_ | ONX30 | 1SCA022643R8510 | 0.01 |
|-------|-------|-------|-----------------|------|

Spare key

For key-operated cam switches.

| Number of keys | For cam switches | Type | Order number | Weight/unit [kg] |
|----------------|------------------|-----------|-----------------|------------------|
| 2 pcs | OC10_K_ / R455 | OC10GR455 | 1SCA126722R1001 | 0.01 |
| 2 pcs | OC25_K_ / R455 | OC25GR455 | 1SCA126723R1001 | 0.01 |

Spare Snap-on mounting nut

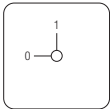
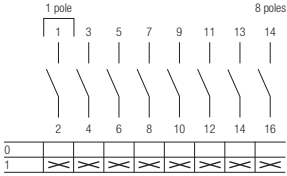
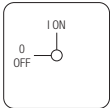
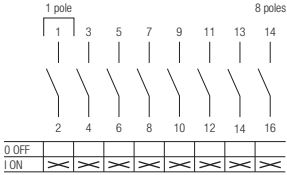
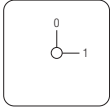
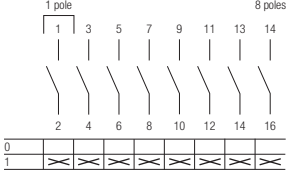
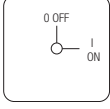
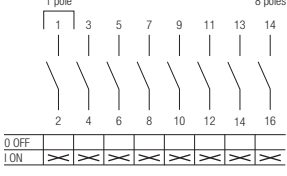
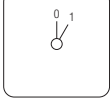
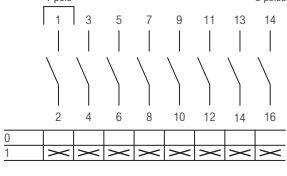
| | For cam switches | Type | Order number | Weight/unit [kg] |
|---|------------------|----------|-----------------|------------------|
| - | OC10_ | OC10GNUT | 1SCA137931R1001 | |
| - | OC25_ | OC25GNUT | 1SCA137932R1001 | |

Spare IP protection sheet for screw mounted handles

| Description | For cam switches | Type | Order number | Weight/unit [kg] |
|------------------------------|------------------|------------|-----------------|------------------|
| Front frame size 32x32 mm | OC10_ | OC10GRIP32 | 1SCA137944R1001 | |
| Front frame size 51x51 mm | OC25_ | OC25GRIP51 | 1SCA137948R1001 | |
| Front frame size 66x66 mm | OC25_ | OC25GRIP66 | 1SCA138027R1001 | |

Order code configuration

Standard cam switches

| Number of poles | Position 2 | Front plate engravings | Position 7 | Position 9 | Connecting diagram |
|------------------------|--------------------|---|--------------|---------------------------------------|--|
| | Number of contacts | | Legend plate | Function code for standard cam switch | |
| ON-OFF switches | | | | | |
| 1 | 01 |  | 0 | A1 |  |
| 2 | 02 | | A2 | | |
| 3 | 03 | | A3 | | |
| 4 | 04 | | A4 | | |
| 5 | 05 | | A5 | | |
| 6 | 06 | | A6 | | |
| 7 | 07 | | A7 | | |
| 8 | 08 | | A8 | | |
| 1 | 01 |  | 0 | B1 |  |
| 2 | 02 | | B2 | | |
| 3 | 03 | | B3 | | |
| 4 | 04 | | B4 | | |
| 5 | 05 | | B5 | | |
| 6 | 06 | | B6 | | |
| 7 | 07 | | B7 | | |
| 8 | 08 | | B8 | | |
| 1 | 01 |  | 0 | A01 |  |
| 2 | 02 | | A02 | | |
| 3 | 03 | | A03 | | |
| 4 | 04 | | A04 | | |
| 5 | 05 | | A05 | | |
| 6 | 06 | | A06 | | |
| 7 | 07 | | A07 | | |
| 8 | 08 | | A08 | | |
| 1 | 01 |  | 0 | B01 |  |
| 2 | 02 | | B02 | | |
| 3 | 03 | | B03 | | |
| 4 | 04 | | B04 | | |
| 5 | 05 | | B05 | | |
| 6 | 06 | | B06 | | |
| 7 | 07 | | B07 | | |
| 8 | 08 | | B08 | | |
| 1 | 01 |  | 0 | R01 |  |
| 2 | 02 | | R02 | | |
| 3 | 03 | | R03 | | |
| 4 | 04 | | R04 | | |
| 5 | 05 | | R05 | | |
| 6 | 06 | | R06 | | |
| 7 | 07 | | R07 | | |
| 8 | 08 | | R08 | | |

Order code configuration

Standard cam switches

| | Position 2 | | Position 7 | Position 9 | |
|-----------------|--------------------|------------------------|--------------|---------------------------------------|--------------------|
| Number of poles | Number of contacts | Front plate engravings | Legend plate | Function code for standard cam switch | Connecting diagram |
| 3 | 03 | | 0 | BB3 | |
| 4 8 | 04 08 | | 0 | AC4 AC8 | |

Change over switches

| | | | | | | | | |
|---|--|--|---|---|--|--|--|--|
| 1 2 3 4 5 6 7 8 9 10 | 02 04 06 08 10 12 14 16 18 (OC25 only) 20 (OC25 only) | | 0 | WS1 WS2 WS3 WS4 WS5 WS6 WS7 WS8 WS9 WS10 | | | | |
| 1 2 3 4 5 6 7 8 | 02 04 06 08 10 12 14 16 | | | 0 | WR1 WR2 WR3 WR4 WR5 WR6 WR7 WR8 | | | |
| 1 2 3 4 5 6 7 8 | 02 04 06 08 10 12 14 16 | | | | 0 | WN1 WN2 WN3 WN4 WN5 WN6 WN7 WN8 | | |
| 1 2 3 4 5 6 7 8 | 02 04 06 08 10 12 14 16 | | | | | 0 | WA1 WA2 WA3 WA4 WA5 WA6 WA7 WA8 | |

Order code configuration

Standard cam switches

| Number of poles | Position 2 | Front plate engravings | Position 7 | Position 9 | Connecting diagram |
|-----------------|--------------------|------------------------|--------------|---------------------------------------|--------------------|
| | Number of contacts | | Legend plate | Function code for standard cam switch | |
| 1 | 02 | | 0 | WZ1 | |
| 2 | 04 | | | WZ2 | |
| 3 | 06 | | | WZ3 | |
| 4 | 08 | | | WZ4 | |
| 5 | 10 | | | WZ5 | |
| 6 | 12 | | | WZ6 | |
| 1 | 02 | | 0 | U1 | |
| 2 | 04 | | | U2 | |
| 3 | 06 | | | U3 | |
| 4 | 08 | | | U4 | |
| 5 | 10 | | | U5 | |
| 6 | 12 | | | U6 | |
| 7 | 14 | | | U7 | |
| 8 | 16 | | | U8 | |
| 9 | 18 (OC25 only) | | | U9 | |
| 10 | 20 (OC25 only) | | | U10 | |
| 1 | 02 | | 0 | UB1 | |
| 2 | 04 | | | UB2 | |
| 3 | 06 | | | UB3 | |
| 4 | 08 | | | UB4 | |
| 5 | 10 | | | UB5 | |
| 6 | 12 | | | UB6 | |
| 7 | 14 | | | UB7 | |
| 8 | 16 | | | UB8 | |
| 1 | 02 | | 0 | UA1 | |
| 2 | 04 | | | UA2 | |
| 3 | 06 | | | UA3 | |
| 4 | 08 | | | UA4 | |
| 5 | 10 | | | UA5 | |
| 6 | 12 | | | UA6 | |
| 7 | 14 | | | UA7 | |
| 8 | 16 | | | UA8 | |
| 1 | 02 | | 0 | UM1 | |
| 2 | 04 | | | UM2 | |
| 3 | 06 | | | UM3 | |
| 4 | 08 | | | UM4 | |
| 5 | 10 | | | UM5 | |
| 6 | 12 | | | UM6 | |
| 7 | 14 | | | UM7 | |
| 8 | 16 | | | UM8 | |
| 1 | 02 | | 0 | UH1 | |
| 2 | 04 | | | UH2 | |
| 3 | 06 | | | UH3 | |
| 4 | 08 | | | UH4 | |
| 5 | 10 | | | UH5 | |
| 6 | 12 | | | UH6 | |
| 7 | 14 | | | UH7 | |
| 8 | 16 | | | UH8 | |

Order code configuration

Standard cam switches

| Number of poles | Position 2 | Front plate engravings | Position 7 | Position 9 | Connecting diagram |
|-----------------|--------------------|------------------------|--------------|---------------------------------------|--------------------|
| | Number of contacts | | Legend plate | Function code for standard cam switch | |
| 1 | 02 | | 0 | US1 | |
| 2 | 04 | | | US2 | |
| 3 | 06 | | | US3 | |
| 4 | 08 | | | US4 | |
| 5 | 10 | | | US5 | |
| 6 | 12 | | | US6 | |
| 7 | 14 | | | US7 | |
| 8 | 16 | | | US8 | |
| 1 | 02 | | 0 | UK1 | |
| 2 | 04 | | | UK2 | |
| 3 | 06 | | | UK3 | |
| 4 | 08 | | | UK4 | |
| 5 | 10 | | | UK5 | |
| 6 | 12 | | | UK6 | |
| 7 | 14 | | | UK7 | |
| 8 | 16 | | | UK8 | |
| 1 | 02 | | 0 | UP1 | |
| 2 | 04 | | | UP2 | |
| 3 | 06 | | | UP3 | |
| 4 | 08 | | | UP4 | |
| 5 | 10 | | | UP5 | |
| 6 | 12 | | | UP6 | |
| 7 | 14 | | | UP7 | |
| 8 | 16 | | | UP8 | |
| 1 | 02 | | 0 | UZ1 | |
| 2 | 04 | | | UZ2 | |
| 3 | 06 | | | UZ3 | |
| 4 | 08 | | | UZ4 | |
| 5 | 10 | | | UZ5 | |
| 6 | 12 | | | UZ6 | |
| 1 | 02 | | 0 | URR1 | |
| 2 | 04 | | | URR2 | |
| 3 | 06 | | | URR3 | |
| 4 | 08 | | | URR4 | |
| 5 | 10 | | | URR5 | |
| 6 | 12 | | | URR6 | |
| 1 | 02 | | 0 | URZ1 | |
| 2 | 04 | | | URZ2 | |
| 3 | 06 | | | URZ3 | |
| 4 | 08 | | | URZ4 | |
| 5 | 10 | | | URZ5 | |
| 6 | 12 | | | URZ6 | |

Order code configuration

Standard cam switches

| Number of poles | Position 2 | | Position 7 | Position 9 | Function code for standard cam switch | Connecting diagram | |
|-----------------|--------------------|------------------------|------------|------------|---------------------------------------|--------------------|-----|
| | Number of contacts | Front plate engravings | | | | | |
| 1 | 02 | | 0 | WC1 | WC1 | | |
| 2 | 04 | | | | | | WC2 |
| 3 | 06 | | | | | | WC3 |
| 4 | 08 | | | | | | WC4 |
| 3 | 06 | | 0 | UC3 | UC3 | | |
| 4 | 08 | | | | | | UC4 |

Bypass switches

With 0-position, step angle 60°, without overlapping, 3 and 4- pole network

| Number of poles | Number of contacts | Front plate engravings | Position 7 | Position 9 | Function code for standard cam switch | Connecting diagram |
|-----------------|--------------------|------------------------|------------|------------|---------------------------------------|--------------------|
| | | | | | | |
| 4 | 12 | | | | | |

Without 0-position, step angle 60°, with overlapping, 3 and 4- pole network

| Number of poles | Number of contacts | Front plate engravings | Position 7 | Position 9 | Function code for standard cam switch | Connecting diagram |
|-----------------|--------------------|------------------------|------------|------------|---------------------------------------|--------------------|
| | | | | | | |
| 4 | 12 | | | | | |

Multistep switches

With 0-position

| Number of poles | Number of contacts | Front plate engravings | Position 7 | Position 9 | Function code for standard cam switch | Connecting diagram | |
|-----------------|--------------------|------------------------|------------|------------|---------------------------------------|--------------------|------|
| | | | | | | | 1 |
| 2 | 04 | SO22 | | | | | |
| 3 | 06 | SO23 | | | | | |
| 4 | 08 | SO24 | | | | | |
| 1 | 03 | | 0 | SO31 | SO31 | | |
| 2 | 06 | | | | | | SO32 |
| 3 | 09 | | | | | | SO33 |
| 4 | 12 | | | | | | SO34 |

Order code configuration

Standard cam switches

| | Position 2 | | Position 7 | Position 9 | |
|-----------------|----------------------------|------------------------|--------------|---------------------------------------|--------------------|
| Number of poles | Number of contacts | Front plate engravings | Legend plate | Function code for standard cam switch | Connecting diagram |
| 1 2 3 | 04 08 12 | | 0 | SO41 SO42 SO43 | |
| 1 2 | 05 10 | | 0 | SO51 SO52 | |
| 1 2 3 | 06 12 18 (OC25 only) | | 0 | SO61 SO62 SO63 | |
| 1 | 07 | | 0 | SO71 | |
| 1 | 08 | | 0 | SO81 | |

Order code configuration

Standard cam switches

| | Position 2 | | Position 7 | Position 9 | |
|---------------------------|--------------------|------------------------|--------------|---------------------------------------|--------------------|
| Number of poles | Number of contacts | Front plate engravings | Legend plate | Function code for standard cam switch | Connecting diagram |
| 1 | 09 | | 0 | SO91 | |
| 1 | 10 | | 0 | SO10 | |
| 1 | 11 | | 0 | SO11 | |
| Without 0-position | | | | | |
| 1 | 03 | | 0 | ST31 | |
| 2 | 06 | | ST32 | | |
| 3 | 09 | | ST33 | | |
| 4 | 12 | | ST34 | | |
| 1 | 04 | | 0 | ST41 | |
| 2 | 08 | | ST42 | | |
| 3 | 12 | | ST43 | | |

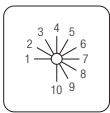
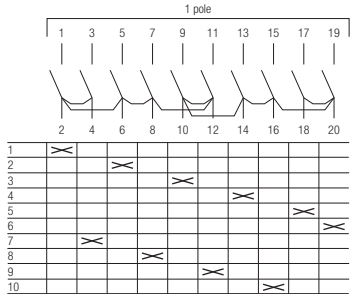
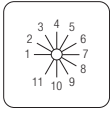
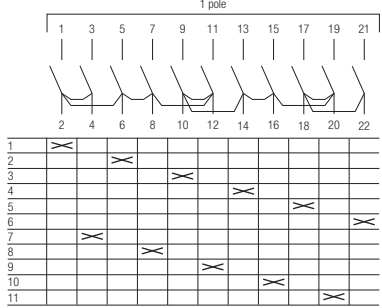
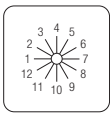
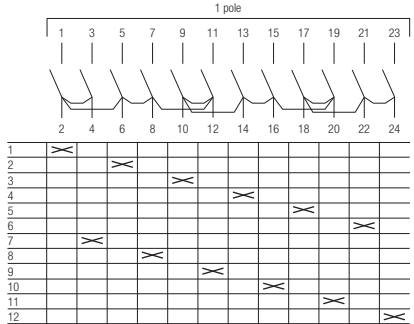
Order code configuration

Standard cam switches

| | Position 2 | | Position 7 | Position 9 | |
|-----------------|--------------------|------------------------|--------------|---------------------------------------|--------------------|
| Number of poles | Number of contacts | Front plate engravings | Legend plate | Function code for standard cam switch | Connecting diagram |
| 1 2 | 05 10 | | 0 | ST51 ST52 | |
| 1 2 3 | 06 12 18 | | 0 | ST61 ST62 ST63 | |
| 1 | 07 | | 0 | ST71 | |
| 1 | 08 | | 0 | ST81 | |
| 1 | 09 | | 0 | ST91 | |

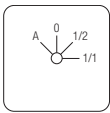
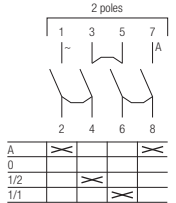
Order code configuration

Standard cam switches

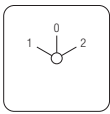
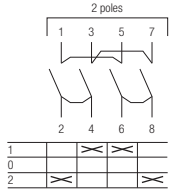
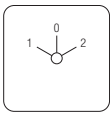
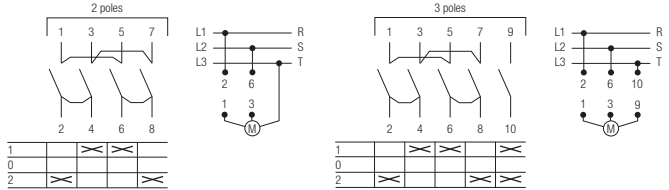
| | Position 2 | | Position 7 | Position 9 | |
|-----------------|--------------------|---|--------------|---------------------------------------|--|
| Number of poles | Number of contacts | Front plate engravings | Legend plate | Function code for standard cam switch | Connecting diagram |
| 1 | 10 |  | 0 | ST10 |  |
| 1 | 11 |  | 0 | ST11 |  |
| 1 | 12 |  | 0 | ST12 |  |

Motor control switches

Ventilation switches

| | | | | | |
|---|----|---|---|------|--|
| 2 | 04 |  | 0 | ST30 |  |
|---|----|---|---|------|--|

Reversing switches

| | | | | | |
|---|----|---|---|----|--|
| 2 | 04 |  | 0 | W2 |  |
| 3 | 05 |  | 0 | W3 |  |

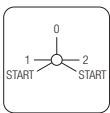
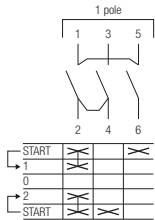
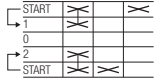
Order code configuration

Standard cam switches

| | Position 2 | | Position 7 | Position 9 | |
|--|--------------------|------------------------|--------------|---------------------------------------|--------------------|
| Number of poles | Number of contacts | Front plate engravings | Legend plate | Function code for standard cam switch | Connecting diagram |
| Star-delta switches | | | | | |
| 3 | 08 | | 0 | SD | |
| Pole-change switches (Dahlander), winding for 2 speeds, one direction | | | | | |
| 3 | 08 | | 0 | P12 | |
| Pumpstart switches | | | | | |
| 1 | 02 | | 0 | SE15 | |
| Stop switches, with spring return, contacts N.C. | | | | | |
| 2 | 2 | | 0 | SA2 | |
| Start switches, with spring return | | | | | |
| 1 | 02 | | 0 | SEA1 | |
| 1 | 02 | | 0 | SE2 | |
| 1 | 02 | | 0 | SEA0 | |

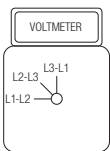
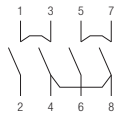

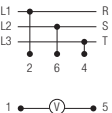
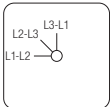
Order code configuration

Standard cam switches

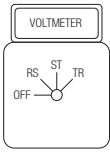
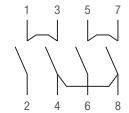
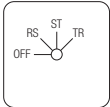
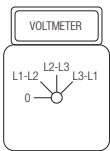
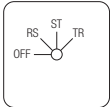
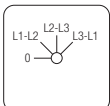
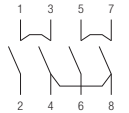
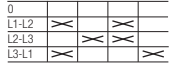
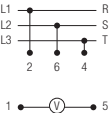
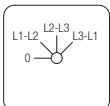
| | Position 2 | | Position 7 | Position 9 | |
|-----------------|--------------------|---|--------------|---------------------------------------|--|
| Number of poles | Number of contacts | Front plate engravings | Legend plate | Function code for standard cam switch | Connecting diagram |
| 1 | 03 |  | 0 | UR13 |   |

Voltmeter switches

3 Positions, 3 phase -3 wire, without 0-position, step angle 45°

| | | | | | |
|----|--|---|-----|--|---|
| 04 |  | P | VN3 |   |  |
| |  | 0 | | | |

4 Positions, 3 phase -3 wire, with 0-position, step angle 45°

| | | | | | |
|----|---|---|-----|--|---|
| 04 |  | P | VT3 |   |  |
| |  | 0 | | | |
| 04 |  | P | V3 |   |  |
| |  | 0 | | | |

Order code configuration

Standard cam switches

| Number of poles | Position 2 | Front plate engravings | Position 7 | Position 9 | Function code for standard cam switch | Connecting diagram |
|--|------------|------------------------|------------|------------|---------------------------------------|--------------------|
| 04 | 04 | | P | VGR3 | | |
| | | | 0 | | | |
| 04 | 04 | | P | VGL3 | | |
| | | | 0 | | | |
| 6 Positions, 3 phase to phase, 3 phase to neutral, without 0-position, step angle 30° | | | | | | |
| 06 | 06 | | P | VN30 | | |
| | | | 0 | | | |
| 7 Positions, 3 phase to phase 3 phase to neutral, with 0-position, step angle 45° | | | | | | |
| 06 | 06 | | P | V30 | | |
| | | | 0 | | | |

Order code configuration

Standard cam switches

| Number of poles | Position 2 | Front plate engravings | Position 7 | Position 9 | Function code for standard cam switch | Connecting diagram | | | | | | | | | | | | | | | | | | | | | | | | | | | | | | | | | | | | | | | | | | | | | | | | | | | | | | | | | | | | | | | | | | | | | | | | |
|-----------------|------------|------------------------|------------|------------|---------------------------------------|--|----|--|--|--|--|--|--|--|--|--|--|--|----|--|--|--|--|--|--|--|--|--|--|--|----|--|--|--|--|--|--|--|--|--|--|--|-----|--|--|--|--|--|--|--|--|--|--|--|----|--|--|--|--|--|--|--|--|--|--|--|----|--|--|--|--|--|--|--|--|--|--|--|
| 06 | 06 | | P | VT30 | | | | | | | | | | | | | | | | | | | | | | | | | | | | | | | | | | | | | | | | | | | | | | | | | | | | | | | | | | | | | | | | | | | | | | | | | | |
| | | | 0 | | | <table border="1"> <tr><td>TR</td><td></td><td></td><td></td><td></td><td></td><td></td><td></td><td></td><td></td><td></td><td></td></tr> <tr><td>ST</td><td></td><td></td><td></td><td></td><td></td><td></td><td></td><td></td><td></td><td></td><td></td></tr> <tr><td>RS</td><td></td><td></td><td></td><td></td><td></td><td></td><td></td><td></td><td></td><td></td><td></td></tr> <tr><td>RO</td><td></td><td></td><td></td><td></td><td></td><td></td><td></td><td></td><td></td><td></td><td></td></tr> <tr><td>SO</td><td></td><td></td><td></td><td></td><td></td><td></td><td></td><td></td><td></td><td></td><td></td></tr> <tr><td>TO</td><td></td><td></td><td></td><td></td><td></td><td></td><td></td><td></td><td></td><td></td><td></td></tr> </table> | TR | | | | | | | | | | | | ST | | | | | | | | | | | | RS | | | | | | | | | | | | RO | | | | | | | | | | | | SO | | | | | | | | | | | | TO | | | | | | | | | | | |
| TR | | | | | | | | | | | | | | | | | | | | | | | | | | | | | | | | | | | | | | | | | | | | | | | | | | | | | | | | | | | | | | | | | | | | | | | | | | | | | | |
| ST | | | | | | | | | | | | | | | | | | | | | | | | | | | | | | | | | | | | | | | | | | | | | | | | | | | | | | | | | | | | | | | | | | | | | | | | | | | | | | |
| RS | | | | | | | | | | | | | | | | | | | | | | | | | | | | | | | | | | | | | | | | | | | | | | | | | | | | | | | | | | | | | | | | | | | | | | | | | | | | | | |
| RO | | | | | | | | | | | | | | | | | | | | | | | | | | | | | | | | | | | | | | | | | | | | | | | | | | | | | | | | | | | | | | | | | | | | | | | | | | | | | | |
| SO | | | | | | | | | | | | | | | | | | | | | | | | | | | | | | | | | | | | | | | | | | | | | | | | | | | | | | | | | | | | | | | | | | | | | | | | | | | | | | |
| TO | | | | | | | | | | | | | | | | | | | | | | | | | | | | | | | | | | | | | | | | | | | | | | | | | | | | | | | | | | | | | | | | | | | | | | | | | | | | | | |
| 06 | 06 | | P | VR30 | | | | | | | | | | | | | | | | | | | | | | | | | | | | | | | | | | | | | | | | | | | | | | | | | | | | | | | | | | | | | | | | | | | | | | | | | | |
| | | | 0 | | | <table border="1"> <tr><td>BR</td><td></td><td></td><td></td><td></td><td></td><td></td><td></td><td></td><td></td><td></td><td></td></tr> <tr><td>YB</td><td></td><td></td><td></td><td></td><td></td><td></td><td></td><td></td><td></td><td></td><td></td></tr> <tr><td>RY</td><td></td><td></td><td></td><td></td><td></td><td></td><td></td><td></td><td></td><td></td><td></td></tr> <tr><td>OFF</td><td></td><td></td><td></td><td></td><td></td><td></td><td></td><td></td><td></td><td></td><td></td></tr> <tr><td>RN</td><td></td><td></td><td></td><td></td><td></td><td></td><td></td><td></td><td></td><td></td><td></td></tr> <tr><td>BN</td><td></td><td></td><td></td><td></td><td></td><td></td><td></td><td></td><td></td><td></td><td></td></tr> </table> | BR | | | | | | | | | | | | YB | | | | | | | | | | | | RY | | | | | | | | | | | | OFF | | | | | | | | | | | | RN | | | | | | | | | | | | BN | | | | | | | | | | | |
| BR | | | | | | | | | | | | | | | | | | | | | | | | | | | | | | | | | | | | | | | | | | | | | | | | | | | | | | | | | | | | | | | | | | | | | | | | | | | | | | |
| YB | | | | | | | | | | | | | | | | | | | | | | | | | | | | | | | | | | | | | | | | | | | | | | | | | | | | | | | | | | | | | | | | | | | | | | | | | | | | | | |
| RY | | | | | | | | | | | | | | | | | | | | | | | | | | | | | | | | | | | | | | | | | | | | | | | | | | | | | | | | | | | | | | | | | | | | | | | | | | | | | | |
| OFF | | | | | | | | | | | | | | | | | | | | | | | | | | | | | | | | | | | | | | | | | | | | | | | | | | | | | | | | | | | | | | | | | | | | | | | | | | | | | | |
| RN | | | | | | | | | | | | | | | | | | | | | | | | | | | | | | | | | | | | | | | | | | | | | | | | | | | | | | | | | | | | | | | | | | | | | | | | | | | | | | |
| BN | | | | | | | | | | | | | | | | | | | | | | | | | | | | | | | | | | | | | | | | | | | | | | | | | | | | | | | | | | | | | | | | | | | | | | | | | | | | | | |

7 Positions, 3 phase to phase voltages for 2 circuits, with 0 position, step angle 45°

| | | | | | | | | | | | | | | | | | | | | | | | | | | | | | | | | | | | | | | | | | | | | | | | | | | | | | | | | | | | | | | | | | | | | | | | | | | | | | | | | | | | | | | | | | | | | | | | | | | | | | | | | | | | | | | | | | | | | | | |
|-------|----|--|---|-----|--|--|-------|--|--|--|--|--|--|--|--|--|--|--|--|--|--|--|-------|--|--|--|--|--|--|--|--|--|--|--|--|--|--|--|-------|--|--|--|--|--|--|--|--|--|--|--|--|--|--|--|---|--|--|--|--|--|--|--|--|--|--|--|--|--|--|--|-------|--|--|--|--|--|--|--|--|--|--|--|--|--|--|--|-------|--|--|--|--|--|--|--|--|--|--|--|--|--|--|--|-------|--|--|--|--|--|--|--|--|--|--|--|--|--|--|--|
| 06 | 06 | | P | V32 | | | | | | | | | | | | | | | | | | | | | | | | | | | | | | | | | | | | | | | | | | | | | | | | | | | | | | | | | | | | | | | | | | | | | | | | | | | | | | | | | | | | | | | | | | | | | | | | | | | | | | | | | | | | | | | | | | |
| | | | 0 | | | <table border="1"> <tr><td>L3-L1</td><td></td><td></td><td></td><td></td><td></td><td></td><td></td><td></td><td></td><td></td><td></td><td></td><td></td><td></td><td></td></tr> <tr><td>L2-L3</td><td></td><td></td><td></td><td></td><td></td><td></td><td></td><td></td><td></td><td></td><td></td><td></td><td></td><td></td><td></td></tr> <tr><td>L1-L2</td><td></td><td></td><td></td><td></td><td></td><td></td><td></td><td></td><td></td><td></td><td></td><td></td><td></td><td></td><td></td></tr> <tr><td>0</td><td></td><td></td><td></td><td></td><td></td><td></td><td></td><td></td><td></td><td></td><td></td><td></td><td></td><td></td><td></td></tr> <tr><td>L1-L2</td><td></td><td></td><td></td><td></td><td></td><td></td><td></td><td></td><td></td><td></td><td></td><td></td><td></td><td></td><td></td></tr> <tr><td>L2-L3</td><td></td><td></td><td></td><td></td><td></td><td></td><td></td><td></td><td></td><td></td><td></td><td></td><td></td><td></td><td></td></tr> <tr><td>L3-L1</td><td></td><td></td><td></td><td></td><td></td><td></td><td></td><td></td><td></td><td></td><td></td><td></td><td></td><td></td><td></td></tr> </table> | L3-L1 | | | | | | | | | | | | | | | | L2-L3 | | | | | | | | | | | | | | | | L1-L2 | | | | | | | | | | | | | | | | 0 | | | | | | | | | | | | | | | | L1-L2 | | | | | | | | | | | | | | | | L2-L3 | | | | | | | | | | | | | | | | L3-L1 | | | | | | | | | | | | | | | |
| L3-L1 | | | | | | | | | | | | | | | | | | | | | | | | | | | | | | | | | | | | | | | | | | | | | | | | | | | | | | | | | | | | | | | | | | | | | | | | | | | | | | | | | | | | | | | | | | | | | | | | | | | | | | | | | | | | | | | | | | | | | | |
| L2-L3 | | | | | | | | | | | | | | | | | | | | | | | | | | | | | | | | | | | | | | | | | | | | | | | | | | | | | | | | | | | | | | | | | | | | | | | | | | | | | | | | | | | | | | | | | | | | | | | | | | | | | | | | | | | | | | | | | | | | | | |
| L1-L2 | | | | | | | | | | | | | | | | | | | | | | | | | | | | | | | | | | | | | | | | | | | | | | | | | | | | | | | | | | | | | | | | | | | | | | | | | | | | | | | | | | | | | | | | | | | | | | | | | | | | | | | | | | | | | | | | | | | | | | |
| 0 | | | | | | | | | | | | | | | | | | | | | | | | | | | | | | | | | | | | | | | | | | | | | | | | | | | | | | | | | | | | | | | | | | | | | | | | | | | | | | | | | | | | | | | | | | | | | | | | | | | | | | | | | | | | | | | | | | | | | | |
| L1-L2 | | | | | | | | | | | | | | | | | | | | | | | | | | | | | | | | | | | | | | | | | | | | | | | | | | | | | | | | | | | | | | | | | | | | | | | | | | | | | | | | | | | | | | | | | | | | | | | | | | | | | | | | | | | | | | | | | | | | | | |
| L2-L3 | | | | | | | | | | | | | | | | | | | | | | | | | | | | | | | | | | | | | | | | | | | | | | | | | | | | | | | | | | | | | | | | | | | | | | | | | | | | | | | | | | | | | | | | | | | | | | | | | | | | | | | | | | | | | | | | | | | | | | |
| L3-L1 | | | | | | | | | | | | | | | | | | | | | | | | | | | | | | | | | | | | | | | | | | | | | | | | | | | | | | | | | | | | | | | | | | | | | | | | | | | | | | | | | | | | | | | | | | | | | | | | | | | | | | | | | | | | | | | | | | | | | | |

Ammeter switches

For 3 current transformer circuits, with 0-position, step angle 90°, in 2 pole switch: 2 pole or direct measurement in 3 phases

| | | | | | | | | | | | | | | | | | | | | | | | | | | | | | | | | | | | | | | | | | | | | | | | | | | | | | | |
|---|----|--|---|------|--|---|---|--|--|--|--|--|--|--|--|--|--|--|---|--|--|--|--|--|--|--|--|--|--|--|---|--|--|--|--|--|--|--|--|--|--|--|---|--|--|--|--|--|--|--|--|--|--|--|
| 1 | 06 | | P | AU31 | | | | | | | | | | | | | | | | | | | | | | | | | | | | | | | | | | | | | | | | | | | | | | | | | | |
| | | | 0 | | | <table border="1"> <tr><td>0</td><td></td><td></td><td></td><td></td><td></td><td></td><td></td><td></td><td></td><td></td><td></td></tr> <tr><td>1</td><td></td><td></td><td></td><td></td><td></td><td></td><td></td><td></td><td></td><td></td><td></td></tr> <tr><td>2</td><td></td><td></td><td></td><td></td><td></td><td></td><td></td><td></td><td></td><td></td><td></td></tr> <tr><td>0</td><td></td><td></td><td></td><td></td><td></td><td></td><td></td><td></td><td></td><td></td><td></td></tr> </table> | 0 | | | | | | | | | | | | 1 | | | | | | | | | | | | 2 | | | | | | | | | | | | 0 | | | | | | | | | | | |
| 0 | | | | | | | | | | | | | | | | | | | | | | | | | | | | | | | | | | | | | | | | | | | | | | | | | | | | | | |
| 1 | | | | | | | | | | | | | | | | | | | | | | | | | | | | | | | | | | | | | | | | | | | | | | | | | | | | | | |
| 2 | | | | | | | | | | | | | | | | | | | | | | | | | | | | | | | | | | | | | | | | | | | | | | | | | | | | | | |
| 0 | | | | | | | | | | | | | | | | | | | | | | | | | | | | | | | | | | | | | | | | | | | | | | | | | | | | | | |

Order code configuration

Standard cam switches

| | Position 2 | | Position 7 | Position 9 | | | | | | | | | | | | | | | | | | | | | | | | | | | | | | | | | | | | | | | | | | | | | | | | | | | | | | | | | | | | | | | | | | | | | | | | | | | | | | | | | | | | | | | | | | | | | | | | | | | | | |
|-----------------|--------------------|------------------------|--------------|---------------------------------------|---|-----|---|---|---|---|---|---|---|---|---|---|---|---|---|---|---|---|---|---|---|---|---|---|---|---|---|---|---|---|---|---|---|---|---|---|---|---|---|---|---|---|---|---|---|---|---|---|---|-----|---|---|---|---|---|---|---|---|---|---|---|---|---|---|---|---|---|---|---|---|---|---|---|---|---|---|---|---|---|---|---|-----|---|---|---|---|---|---|---|---|---|---|---|---|---|---|---|---|---|---|---|
| Number of poles | Number of contacts | Front plate engravings | Legend plate | Function code for standard cam switch | Connecting diagram | | | | | | | | | | | | | | | | | | | | | | | | | | | | | | | | | | | | | | | | | | | | | | | | | | | | | | | | | | | | | | | | | | | | | | | | | | | | | | | | | | | | | | | | | | | | | | | | | | | | |
| 1 | 06 | | P | AR31 | <table border="1"> <tr><td>OFF</td><td>X</td><td>X</td><td>X</td><td>X</td><td>X</td><td>X</td><td>X</td><td>X</td><td>X</td><td>X</td><td>X</td></tr> <tr><td>R</td><td>X</td><td>X</td><td>X</td><td>X</td><td>X</td><td>X</td><td>X</td><td>X</td><td>X</td><td>X</td><td>X</td></tr> <tr><td>Y</td><td>X</td><td>X</td><td>X</td><td>X</td><td>X</td><td>X</td><td>X</td><td>X</td><td>X</td><td>X</td><td>X</td></tr> <tr><td>B</td><td>X</td><td>X</td><td>X</td><td>X</td><td>X</td><td>X</td><td>X</td><td>X</td><td>X</td><td>X</td><td>X</td></tr> <tr><td>OFF</td><td>X</td><td>X</td><td>X</td><td>X</td><td>X</td><td>X</td><td>X</td><td>X</td><td>X</td><td>X</td><td>X</td></tr> </table> | OFF | X | X | X | X | X | X | X | X | X | X | X | R | X | X | X | X | X | X | X | X | X | X | X | Y | X | X | X | X | X | X | X | X | X | X | X | B | X | X | X | X | X | X | X | X | X | X | X | OFF | X | X | X | X | X | X | X | X | X | X | X | | | | | | | | | | | | | | | | | | | | | | | | | | | | | | | | | | | | | | | | |
| | | OFF | X | X | | X | X | X | X | X | X | X | X | X | | | | | | | | | | | | | | | | | | | | | | | | | | | | | | | | | | | | | | | | | | | | | | | | | | | | | | | | | | | | | | | | | | | | | | | | | | | | | | | | | | | | | | | | | | | |
| R | X | X | X | X | X | X | X | X | X | X | X | | | | | | | | | | | | | | | | | | | | | | | | | | | | | | | | | | | | | | | | | | | | | | | | | | | | | | | | | | | | | | | | | | | | | | | | | | | | | | | | | | | | | | | | | | | | | | |
| Y | X | X | X | X | X | X | X | X | X | X | X | | | | | | | | | | | | | | | | | | | | | | | | | | | | | | | | | | | | | | | | | | | | | | | | | | | | | | | | | | | | | | | | | | | | | | | | | | | | | | | | | | | | | | | | | | | | | | |
| B | X | X | X | X | X | X | X | X | X | X | X | | | | | | | | | | | | | | | | | | | | | | | | | | | | | | | | | | | | | | | | | | | | | | | | | | | | | | | | | | | | | | | | | | | | | | | | | | | | | | | | | | | | | | | | | | | | | | |
| OFF | X | X | X | X | X | X | X | X | X | X | X | | | | | | | | | | | | | | | | | | | | | | | | | | | | | | | | | | | | | | | | | | | | | | | | | | | | | | | | | | | | | | | | | | | | | | | | | | | | | | | | | | | | | | | | | | | | | | |
| | | | O | | | | | | | | | | | | | | | | | | | | | | | | | | | | | | | | | | | | | | | | | | | | | | | | | | | | | | | | | | | | | | | | | | | | | | | | | | | | | | | | | | | | | | | | | | | | | | | | | | | | | | |
| 1 | 06 | | P | AS31 | <table border="1"> <tr><td>OFF</td><td>X</td><td>X</td><td>X</td><td>X</td><td>X</td><td>X</td><td>X</td><td>X</td><td>X</td><td>X</td><td>X</td></tr> <tr><td>R</td><td>X</td><td>X</td><td>X</td><td>X</td><td>X</td><td>X</td><td>X</td><td>X</td><td>X</td><td>X</td><td>X</td></tr> <tr><td>S</td><td>X</td><td>X</td><td>X</td><td>X</td><td>X</td><td>X</td><td>X</td><td>X</td><td>X</td><td>X</td><td>X</td></tr> <tr><td>T</td><td>X</td><td>X</td><td>X</td><td>X</td><td>X</td><td>X</td><td>X</td><td>X</td><td>X</td><td>X</td><td>X</td></tr> <tr><td>OFF</td><td>X</td><td>X</td><td>X</td><td>X</td><td>X</td><td>X</td><td>X</td><td>X</td><td>X</td><td>X</td><td>X</td></tr> </table> | OFF | X | X | X | X | X | X | X | X | X | X | X | R | X | X | X | X | X | X | X | X | X | X | X | S | X | X | X | X | X | X | X | X | X | X | X | T | X | X | X | X | X | X | X | X | X | X | X | OFF | X | X | X | X | X | X | X | X | X | X | X | | | | | | | | | | | | | | | | | | | | | | | | | | | | | | | | | | | | | | | | |
| | | OFF | X | X | | X | X | X | X | X | X | X | X | X | | | | | | | | | | | | | | | | | | | | | | | | | | | | | | | | | | | | | | | | | | | | | | | | | | | | | | | | | | | | | | | | | | | | | | | | | | | | | | | | | | | | | | | | | | | |
| R | X | X | X | X | X | X | X | X | X | X | X | | | | | | | | | | | | | | | | | | | | | | | | | | | | | | | | | | | | | | | | | | | | | | | | | | | | | | | | | | | | | | | | | | | | | | | | | | | | | | | | | | | | | | | | | | | | | | |
| S | X | X | X | X | X | X | X | X | X | X | X | | | | | | | | | | | | | | | | | | | | | | | | | | | | | | | | | | | | | | | | | | | | | | | | | | | | | | | | | | | | | | | | | | | | | | | | | | | | | | | | | | | | | | | | | | | | | | |
| T | X | X | X | X | X | X | X | X | X | X | X | | | | | | | | | | | | | | | | | | | | | | | | | | | | | | | | | | | | | | | | | | | | | | | | | | | | | | | | | | | | | | | | | | | | | | | | | | | | | | | | | | | | | | | | | | | | | | |
| OFF | X | X | X | X | X | X | X | X | X | X | X | | | | | | | | | | | | | | | | | | | | | | | | | | | | | | | | | | | | | | | | | | | | | | | | | | | | | | | | | | | | | | | | | | | | | | | | | | | | | | | | | | | | | | | | | | | | | | |
| | | | O | | | | | | | | | | | | | | | | | | | | | | | | | | | | | | | | | | | | | | | | | | | | | | | | | | | | | | | | | | | | | | | | | | | | | | | | | | | | | | | | | | | | | | | | | | | | | | | | | | | | | | |
| 2 | 10 | | P | AU32 | <table border="1"> <tr><td>0</td><td>X</td><td>X</td><td>X</td><td>X</td><td>X</td><td>X</td><td>X</td><td>X</td><td>X</td><td>X</td><td>X</td><td>X</td><td>X</td><td>X</td><td>X</td><td>X</td><td>X</td><td>X</td><td>X</td></tr> <tr><td>1</td><td>X</td><td>X</td><td>X</td><td>X</td><td>X</td><td>X</td><td>X</td><td>X</td><td>X</td><td>X</td><td>X</td><td>X</td><td>X</td><td>X</td><td>X</td><td>X</td><td>X</td><td>X</td><td>X</td></tr> <tr><td>2</td><td>X</td><td>X</td><td>X</td><td>X</td><td>X</td><td>X</td><td>X</td><td>X</td><td>X</td><td>X</td><td>X</td><td>X</td><td>X</td><td>X</td><td>X</td><td>X</td><td>X</td><td>X</td><td>X</td></tr> <tr><td>0</td><td>X</td><td>X</td><td>X</td><td>X</td><td>X</td><td>X</td><td>X</td><td>X</td><td>X</td><td>X</td><td>X</td><td>X</td><td>X</td><td>X</td><td>X</td><td>X</td><td>X</td><td>X</td><td>X</td></tr> </table> | 0 | X | X | X | X | X | X | X | X | X | X | X | X | X | X | X | X | X | X | X | 1 | X | X | X | X | X | X | X | X | X | X | X | X | X | X | X | X | X | X | X | 2 | X | X | X | X | X | X | X | X | X | X | X | X | X | X | X | X | X | X | X | 0 | X | X | X | X | X | X | X | X | X | X | X | X | X | X | X | X | X | X | X | | | | | | | | | | | | | | | | | | | | |
| | | 0 | X | X | | X | X | X | X | X | X | X | X | X | X | X | X | X | X | X | X | X | | | | | | | | | | | | | | | | | | | | | | | | | | | | | | | | | | | | | | | | | | | | | | | | | | | | | | | | | | | | | | | | | | | | | | | | | | | | | | | | | | | |
| 1 | X | X | X | X | X | X | X | X | X | X | X | X | X | X | X | X | X | X | X | | | | | | | | | | | | | | | | | | | | | | | | | | | | | | | | | | | | | | | | | | | | | | | | | | | | | | | | | | | | | | | | | | | | | | | | | | | | | | | | | | | | | | |
| 2 | X | X | X | X | X | X | X | X | X | X | X | X | X | X | X | X | X | X | X | | | | | | | | | | | | | | | | | | | | | | | | | | | | | | | | | | | | | | | | | | | | | | | | | | | | | | | | | | | | | | | | | | | | | | | | | | | | | | | | | | | | | | |
| 0 | X | X | X | X | X | X | X | X | X | X | X | X | X | X | X | X | X | X | X | | | | | | | | | | | | | | | | | | | | | | | | | | | | | | | | | | | | | | | | | | | | | | | | | | | | | | | | | | | | | | | | | | | | | | | | | | | | | | | | | | | | | | |
| | | | O | | | | | | | | | | | | | | | | | | | | | | | | | | | | | | | | | | | | | | | | | | | | | | | | | | | | | | | | | | | | | | | | | | | | | | | | | | | | | | | | | | | | | | | | | | | | | | | | | | | | | | |
| 2 | 10 | | P | AR32 | <table border="1"> <tr><td>OFF</td><td>X</td><td>X</td><td>X</td><td>X</td><td>X</td><td>X</td><td>X</td><td>X</td><td>X</td><td>X</td><td>X</td><td>X</td><td>X</td><td>X</td><td>X</td><td>X</td><td>X</td><td>X</td><td>X</td></tr> <tr><td>R</td><td>X</td><td>X</td><td>X</td><td>X</td><td>X</td><td>X</td><td>X</td><td>X</td><td>X</td><td>X</td><td>X</td><td>X</td><td>X</td><td>X</td><td>X</td><td>X</td><td>X</td><td>X</td><td>X</td></tr> <tr><td>Y</td><td>X</td><td>X</td><td>X</td><td>X</td><td>X</td><td>X</td><td>X</td><td>X</td><td>X</td><td>X</td><td>X</td><td>X</td><td>X</td><td>X</td><td>X</td><td>X</td><td>X</td><td>X</td><td>X</td></tr> <tr><td>B</td><td>X</td><td>X</td><td>X</td><td>X</td><td>X</td><td>X</td><td>X</td><td>X</td><td>X</td><td>X</td><td>X</td><td>X</td><td>X</td><td>X</td><td>X</td><td>X</td><td>X</td><td>X</td><td>X</td></tr> <tr><td>OFF</td><td>X</td><td>X</td><td>X</td><td>X</td><td>X</td><td>X</td><td>X</td><td>X</td><td>X</td><td>X</td><td>X</td><td>X</td><td>X</td><td>X</td><td>X</td><td>X</td><td>X</td><td>X</td><td>X</td></tr> </table> | OFF | X | X | X | X | X | X | X | X | X | X | X | X | X | X | X | X | X | X | X | R | X | X | X | X | X | X | X | X | X | X | X | X | X | X | X | X | X | X | X | Y | X | X | X | X | X | X | X | X | X | X | X | X | X | X | X | X | X | X | X | B | X | X | X | X | X | X | X | X | X | X | X | X | X | X | X | X | X | X | X | OFF | X | X | X | X | X | X | X | X | X | X | X | X | X | X | X | X | X | X | X |
| | | OFF | X | X | | X | X | X | X | X | X | X | X | X | X | X | X | X | X | X | X | X | | | | | | | | | | | | | | | | | | | | | | | | | | | | | | | | | | | | | | | | | | | | | | | | | | | | | | | | | | | | | | | | | | | | | | | | | | | | | | | | | | | |
| R | X | X | X | X | X | X | X | X | X | X | X | X | X | X | X | X | X | X | X | | | | | | | | | | | | | | | | | | | | | | | | | | | | | | | | | | | | | | | | | | | | | | | | | | | | | | | | | | | | | | | | | | | | | | | | | | | | | | | | | | | | | | |
| Y | X | X | X | X | X | X | X | X | X | X | X | X | X | X | X | X | X | X | X | | | | | | | | | | | | | | | | | | | | | | | | | | | | | | | | | | | | | | | | | | | | | | | | | | | | | | | | | | | | | | | | | | | | | | | | | | | | | | | | | | | | | | |
| B | X | X | X | X | X | X | X | X | X | X | X | X | X | X | X | X | X | X | X | | | | | | | | | | | | | | | | | | | | | | | | | | | | | | | | | | | | | | | | | | | | | | | | | | | | | | | | | | | | | | | | | | | | | | | | | | | | | | | | | | | | | | |
| OFF | X | X | X | X | X | X | X | X | X | X | X | X | X | X | X | X | X | X | X | | | | | | | | | | | | | | | | | | | | | | | | | | | | | | | | | | | | | | | | | | | | | | | | | | | | | | | | | | | | | | | | | | | | | | | | | | | | | | | | | | | | | | |
| | | | O | | | | | | | | | | | | | | | | | | | | | | | | | | | | | | | | | | | | | | | | | | | | | | | | | | | | | | | | | | | | | | | | | | | | | | | | | | | | | | | | | | | | | | | | | | | | | | | | | | | | | | |
| 2 | 10 | | P | AS32 | <table border="1"> <tr><td>OFF</td><td>X</td><td>X</td><td>X</td><td>X</td><td>X</td><td>X</td><td>X</td><td>X</td><td>X</td><td>X</td><td>X</td><td>X</td><td>X</td><td>X</td><td>X</td><td>X</td><td>X</td><td>X</td><td>X</td></tr> <tr><td>R</td><td>X</td><td>X</td><td>X</td><td>X</td><td>X</td><td>X</td><td>X</td><td>X</td><td>X</td><td>X</td><td>X</td><td>X</td><td>X</td><td>X</td><td>X</td><td>X</td><td>X</td><td>X</td><td>X</td></tr> <tr><td>S</td><td>X</td><td>X</td><td>X</td><td>X</td><td>X</td><td>X</td><td>X</td><td>X</td><td>X</td><td>X</td><td>X</td><td>X</td><td>X</td><td>X</td><td>X</td><td>X</td><td>X</td><td>X</td><td>X</td></tr> <tr><td>T</td><td>X</td><td>X</td><td>X</td><td>X</td><td>X</td><td>X</td><td>X</td><td>X</td><td>X</td><td>X</td><td>X</td><td>X</td><td>X</td><td>X</td><td>X</td><td>X</td><td>X</td><td>X</td><td>X</td></tr> <tr><td>OFF</td><td>X</td><td>X</td><td>X</td><td>X</td><td>X</td><td>X</td><td>X</td><td>X</td><td>X</td><td>X</td><td>X</td><td>X</td><td>X</td><td>X</td><td>X</td><td>X</td><td>X</td><td>X</td><td>X</td></tr> </table> | OFF | X | X | X | X | X | X | X | X | X | X | X | X | X | X | X | X | X | X | X | R | X | X | X | X | X | X | X | X | X | X | X | X | X | X | X | X | X | X | X | S | X | X | X | X | X | X | X | X | X | X | X | X | X | X | X | X | X | X | X | T | X | X | X | X | X | X | X | X | X | X | X | X | X | X | X | X | X | X | X | OFF | X | X | X | X | X | X | X | X | X | X | X | X | X | X | X | X | X | X | X |
| | | OFF | X | X | | X | X | X | X | X | X | X | X | X | X | X | X | X | X | X | X | X | | | | | | | | | | | | | | | | | | | | | | | | | | | | | | | | | | | | | | | | | | | | | | | | | | | | | | | | | | | | | | | | | | | | | | | | | | | | | | | | | | | |
| R | X | X | X | X | X | X | X | X | X | X | X | X | X | X | X | X | X | X | X | | | | | | | | | | | | | | | | | | | | | | | | | | | | | | | | | | | | | | | | | | | | | | | | | | | | | | | | | | | | | | | | | | | | | | | | | | | | | | | | | | | | | | |
| S | X | X | X | X | X | X | X | X | X | X | X | X | X | X | X | X | X | X | X | | | | | | | | | | | | | | | | | | | | | | | | | | | | | | | | | | | | | | | | | | | | | | | | | | | | | | | | | | | | | | | | | | | | | | | | | | | | | | | | | | | | | | |
| T | X | X | X | X | X | X | X | X | X | X | X | X | X | X | X | X | X | X | X | | | | | | | | | | | | | | | | | | | | | | | | | | | | | | | | | | | | | | | | | | | | | | | | | | | | | | | | | | | | | | | | | | | | | | | | | | | | | | | | | | | | | | |
| OFF | X | X | X | X | X | X | X | X | X | X | X | X | X | X | X | X | X | X | X | | | | | | | | | | | | | | | | | | | | | | | | | | | | | | | | | | | | | | | | | | | | | | | | | | | | | | | | | | | | | | | | | | | | | | | | | | | | | | | | | | | | | | |
| | | | O | | | | | | | | | | | | | | | | | | | | | | | | | | | | | | | | | | | | | | | | | | | | | | | | | | | | | | | | | | | | | | | | | | | | | | | | | | | | | | | | | | | | | | | | | | | | | | | | | | | | | | |

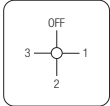
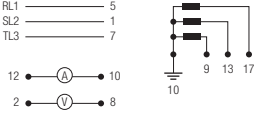
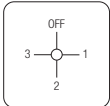
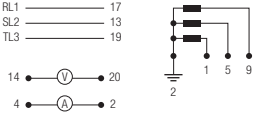
Order code configuration

Standard cam switches

| | Position 2 | | Position 7 | Position 9 | |
|-----------------|--------------------|------------------------|--------------|---------------------------------------|--------------------|
| Number of poles | Number of contacts | Front plate engravings | Legend plate | Function code for standard cam switch | Connecting diagram |

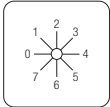
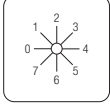
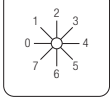
Volt-ammeter switches

Measuring between phases and 3 current transformers with common pole, step angle 90°

| | | | | | | | | | | | | | | | | | | | | | | | | | | | | | | | | | | | | | | | | | | | | | | | | | | | | | | | | | | | | | | | | | | | | | | | | | | | | | | | | | | | | | | | | | | | | | | | | | | | | | | | | |
|-----|---|---|------|--|-----|---|---|---|---|---|---|---|---|---|---|---|---|---|--|--|--|--|--|--|---|--|---|---|--|---|---|--|---|---|--|---|---|--|---|---|--|---|---|--|---|---|--|--|---|---|--|---|---|--|---|---|--|---|---|--|---|---|--|--|---|--|---|---|--|---|---|--|---|---|--|---|---|--|---|---|--|---|---|--|-----|--|--|--|--|--|--|--|--|--|--|--|--|--|--|--|--|--|--|--|
| 10 |  | 0 | VA21 | <table border="1" data-bbox="842 696 1193 779"> <tr><td>OFF</td><td></td><td></td><td></td><td></td><td></td><td></td><td></td><td></td><td></td><td></td><td></td><td></td><td></td><td></td><td></td><td></td><td></td><td></td><td></td></tr> <tr><td>1</td><td></td><td>X</td><td>X</td><td></td><td>X</td><td>X</td><td></td><td>X</td><td>X</td><td></td><td>X</td><td>X</td><td></td><td>X</td><td>X</td><td></td><td>X</td><td>X</td><td></td></tr> <tr><td>2</td><td>X</td><td></td><td></td><td>X</td><td>X</td><td></td><td>X</td><td>X</td><td></td><td>X</td><td>X</td><td></td><td>X</td><td>X</td><td></td><td>X</td><td>X</td><td></td><td></td></tr> <tr><td>3</td><td></td><td>X</td><td>X</td><td></td><td>X</td><td>X</td><td></td><td>X</td><td>X</td><td></td><td>X</td><td>X</td><td></td><td>X</td><td>X</td><td></td><td>X</td><td>X</td><td></td></tr> <tr><td>OFF</td><td></td><td></td><td></td><td></td><td></td><td></td><td></td><td></td><td></td><td></td><td></td><td></td><td></td><td></td><td></td><td></td><td></td><td></td><td></td></tr> </table>  | OFF | | | | | | | | | | | | | | | | | | | | 1 | | X | X | | X | X | | X | X | | X | X | | X | X | | X | X | | 2 | X | | | X | X | | X | X | | X | X | | X | X | | X | X | | | 3 | | X | X | | X | X | | X | X | | X | X | | X | X | | X | X | | OFF | | | | | | | | | | | | | | | | | | | |
| OFF | | | | | | | | | | | | | | | | | | | | | | | | | | | | | | | | | | | | | | | | | | | | | | | | | | | | | | | | | | | | | | | | | | | | | | | | | | | | | | | | | | | | | | | | | | | | | | | | | | | | | | | | |
| 1 | | X | X | | X | X | | X | X | | X | X | | X | X | | X | X | | | | | | | | | | | | | | | | | | | | | | | | | | | | | | | | | | | | | | | | | | | | | | | | | | | | | | | | | | | | | | | | | | | | | | | | | | | | | | | | | | | | | | |
| 2 | X | | | X | X | | X | X | | X | X | | X | X | | X | X | | | | | | | | | | | | | | | | | | | | | | | | | | | | | | | | | | | | | | | | | | | | | | | | | | | | | | | | | | | | | | | | | | | | | | | | | | | | | | | | | | | | | | | |
| 3 | | X | X | | X | X | | X | X | | X | X | | X | X | | X | X | | | | | | | | | | | | | | | | | | | | | | | | | | | | | | | | | | | | | | | | | | | | | | | | | | | | | | | | | | | | | | | | | | | | | | | | | | | | | | | | | | | | | | |
| OFF | | | | | | | | | | | | | | | | | | | | | | | | | | | | | | | | | | | | | | | | | | | | | | | | | | | | | | | | | | | | | | | | | | | | | | | | | | | | | | | | | | | | | | | | | | | | | | | | | | | | | | | | |
| 10 |  | 0 | AV12 | <table border="1" data-bbox="842 943 1193 1025"> <tr><td>OFF</td><td></td><td></td><td></td><td></td><td></td><td></td><td></td><td></td><td></td><td></td><td></td><td></td><td></td><td></td><td></td><td></td><td></td><td></td><td></td></tr> <tr><td>1</td><td></td><td>X</td><td>X</td><td></td><td>X</td><td>X</td><td></td><td>X</td><td>X</td><td></td><td>X</td><td>X</td><td></td><td>X</td><td>X</td><td></td><td>X</td><td>X</td><td></td></tr> <tr><td>2</td><td>X</td><td></td><td></td><td>X</td><td>X</td><td></td><td>X</td><td>X</td><td></td><td>X</td><td>X</td><td></td><td>X</td><td>X</td><td></td><td>X</td><td>X</td><td></td><td></td></tr> <tr><td>3</td><td></td><td>X</td><td>X</td><td></td><td>X</td><td>X</td><td></td><td>X</td><td>X</td><td></td><td>X</td><td>X</td><td></td><td>X</td><td>X</td><td></td><td>X</td><td>X</td><td></td></tr> <tr><td>OFF</td><td></td><td></td><td></td><td></td><td></td><td></td><td></td><td></td><td></td><td></td><td></td><td></td><td></td><td></td><td></td><td></td><td></td><td></td><td></td></tr> </table>  | OFF | | | | | | | | | | | | | | | | | | | | 1 | | X | X | | X | X | | X | X | | X | X | | X | X | | X | X | | 2 | X | | | X | X | | X | X | | X | X | | X | X | | X | X | | | 3 | | X | X | | X | X | | X | X | | X | X | | X | X | | X | X | | OFF | | | | | | | | | | | | | | | | | | | |
| OFF | | | | | | | | | | | | | | | | | | | | | | | | | | | | | | | | | | | | | | | | | | | | | | | | | | | | | | | | | | | | | | | | | | | | | | | | | | | | | | | | | | | | | | | | | | | | | | | | | | | | | | | | |
| 1 | | X | X | | X | X | | X | X | | X | X | | X | X | | X | X | | | | | | | | | | | | | | | | | | | | | | | | | | | | | | | | | | | | | | | | | | | | | | | | | | | | | | | | | | | | | | | | | | | | | | | | | | | | | | | | | | | | | | |
| 2 | X | | | X | X | | X | X | | X | X | | X | X | | X | X | | | | | | | | | | | | | | | | | | | | | | | | | | | | | | | | | | | | | | | | | | | | | | | | | | | | | | | | | | | | | | | | | | | | | | | | | | | | | | | | | | | | | | | |
| 3 | | X | X | | X | X | | X | X | | X | X | | X | X | | X | X | | | | | | | | | | | | | | | | | | | | | | | | | | | | | | | | | | | | | | | | | | | | | | | | | | | | | | | | | | | | | | | | | | | | | | | | | | | | | | | | | | | | | | |
| OFF | | | | | | | | | | | | | | | | | | | | | | | | | | | | | | | | | | | | | | | | | | | | | | | | | | | | | | | | | | | | | | | | | | | | | | | | | | | | | | | | | | | | | | | | | | | | | | | | | | | | | | | | |

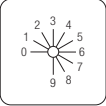
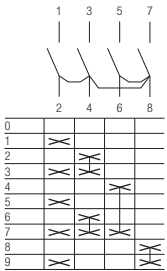
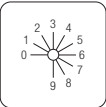
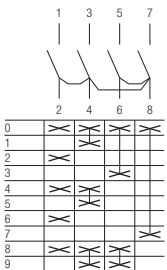

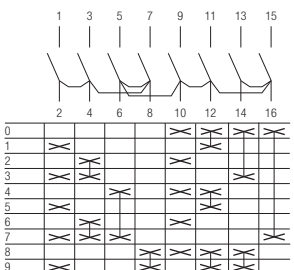

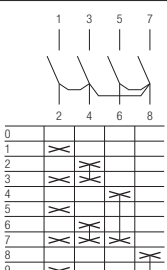
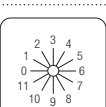
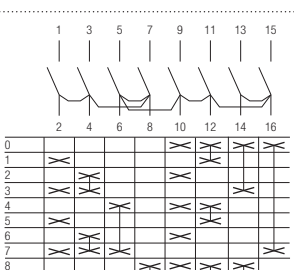
Binarycode switches

With 0-position, step angle 30° / 45°

| | | | | | | | | | | | | | | | | | | | | | | | | | | | | | | | | | | | | | | | | | | | | | | | | | | | | | | | | | | | | |
|----|---|---|------|---|---|---|---|---|---|---|---|---|---|---|---|---|---|---|---|--|---|---|---|---|---|---|---|--|---|---|---|---|---|---|---|---|--|---|--|---|---|--|--|---|---|--|---|--|---|---|--|---|--|---|---|---|--|---|--|--|
| 03 |  | 0 | B070 | <table border="1" data-bbox="842 1292 979 1420"> <tr><td>0</td><td></td><td></td><td></td></tr> <tr><td>1</td><td></td><td>X</td><td></td></tr> <tr><td>2</td><td></td><td>X</td><td>X</td></tr> <tr><td>3</td><td>X</td><td></td><td></td></tr> <tr><td>4</td><td></td><td>X</td><td>X</td></tr> <tr><td>5</td><td>X</td><td></td><td></td></tr> <tr><td>6</td><td></td><td>X</td><td>X</td></tr> <tr><td>7</td><td>X</td><td>X</td><td></td></tr> </table> | 0 | | | | 1 | | X | | 2 | | X | X | 3 | X | | | 4 | | X | X | 5 | X | | | 6 | | X | X | 7 | X | X | | | | | | | | | | | | | | | | | | | | | | | | | |
| 0 | | | | | | | | | | | | | | | | | | | | | | | | | | | | | | | | | | | | | | | | | | | | | | | | | | | | | | | | | | | | |
| 1 | | X | | | | | | | | | | | | | | | | | | | | | | | | | | | | | | | | | | | | | | | | | | | | | | | | | | | | | | | | | | |
| 2 | | X | X | | | | | | | | | | | | | | | | | | | | | | | | | | | | | | | | | | | | | | | | | | | | | | | | | | | | | | | | | |
| 3 | X | | | | | | | | | | | | | | | | | | | | | | | | | | | | | | | | | | | | | | | | | | | | | | | | | | | | | | | | | | | |
| 4 | | X | X | | | | | | | | | | | | | | | | | | | | | | | | | | | | | | | | | | | | | | | | | | | | | | | | | | | | | | | | | |
| 5 | X | | | | | | | | | | | | | | | | | | | | | | | | | | | | | | | | | | | | | | | | | | | | | | | | | | | | | | | | | | | |
| 6 | | X | X | | | | | | | | | | | | | | | | | | | | | | | | | | | | | | | | | | | | | | | | | | | | | | | | | | | | | | | | | |
| 7 | X | X | | | | | | | | | | | | | | | | | | | | | | | | | | | | | | | | | | | | | | | | | | | | | | | | | | | | | | | | | | |
| 03 |  | 0 | B071 | <table border="1" data-bbox="842 1561 979 1688"> <tr><td>0</td><td></td><td>X</td><td>X</td></tr> <tr><td>1</td><td>X</td><td></td><td></td></tr> <tr><td>2</td><td></td><td>X</td><td>X</td></tr> <tr><td>3</td><td>X</td><td></td><td></td></tr> <tr><td>4</td><td></td><td>X</td><td>X</td></tr> <tr><td>5</td><td>X</td><td></td><td></td></tr> <tr><td>6</td><td></td><td>X</td><td>X</td></tr> <tr><td>7</td><td>X</td><td>X</td><td></td></tr> </table> | 0 | | X | X | 1 | X | | | 2 | | X | X | 3 | X | | | 4 | | X | X | 5 | X | | | 6 | | X | X | 7 | X | X | | | | | | | | | | | | | | | | | | | | | | | | | |
| 0 | | X | X | | | | | | | | | | | | | | | | | | | | | | | | | | | | | | | | | | | | | | | | | | | | | | | | | | | | | | | | | |
| 1 | X | | | | | | | | | | | | | | | | | | | | | | | | | | | | | | | | | | | | | | | | | | | | | | | | | | | | | | | | | | | |
| 2 | | X | X | | | | | | | | | | | | | | | | | | | | | | | | | | | | | | | | | | | | | | | | | | | | | | | | | | | | | | | | | |
| 3 | X | | | | | | | | | | | | | | | | | | | | | | | | | | | | | | | | | | | | | | | | | | | | | | | | | | | | | | | | | | | |
| 4 | | X | X | | | | | | | | | | | | | | | | | | | | | | | | | | | | | | | | | | | | | | | | | | | | | | | | | | | | | | | | | |
| 5 | X | | | | | | | | | | | | | | | | | | | | | | | | | | | | | | | | | | | | | | | | | | | | | | | | | | | | | | | | | | | |
| 6 | | X | X | | | | | | | | | | | | | | | | | | | | | | | | | | | | | | | | | | | | | | | | | | | | | | | | | | | | | | | | | |
| 7 | X | X | | | | | | | | | | | | | | | | | | | | | | | | | | | | | | | | | | | | | | | | | | | | | | | | | | | | | | | | | | |
| 06 |  | 0 | B072 | <table border="1" data-bbox="842 1830 1075 1957"> <tr><td>0</td><td></td><td></td><td></td><td>X</td><td>X</td><td>X</td></tr> <tr><td>1</td><td></td><td>X</td><td>X</td><td></td><td></td><td></td></tr> <tr><td>2</td><td></td><td>X</td><td>X</td><td></td><td>X</td><td></td></tr> <tr><td>3</td><td>X</td><td></td><td></td><td>X</td><td></td><td>X</td></tr> <tr><td>4</td><td></td><td>X</td><td>X</td><td></td><td>X</td><td></td></tr> <tr><td>5</td><td>X</td><td></td><td></td><td>X</td><td>X</td><td></td></tr> <tr><td>6</td><td></td><td>X</td><td>X</td><td></td><td>X</td><td></td></tr> <tr><td>7</td><td>X</td><td>X</td><td></td><td>X</td><td></td><td></td></tr> </table> | 0 | | | | X | X | X | 1 | | X | X | | | | 2 | | X | X | | X | | 3 | X | | | X | | X | 4 | | X | X | | X | | 5 | X | | | X | X | | 6 | | X | X | | X | | 7 | X | X | | X | | |
| 0 | | | | X | X | X | | | | | | | | | | | | | | | | | | | | | | | | | | | | | | | | | | | | | | | | | | | | | | | | | | | | | | |
| 1 | | X | X | | | | | | | | | | | | | | | | | | | | | | | | | | | | | | | | | | | | | | | | | | | | | | | | | | | | | | | | | |
| 2 | | X | X | | X | | | | | | | | | | | | | | | | | | | | | | | | | | | | | | | | | | | | | | | | | | | | | | | | | | | | | | | |
| 3 | X | | | X | | X | | | | | | | | | | | | | | | | | | | | | | | | | | | | | | | | | | | | | | | | | | | | | | | | | | | | | | |
| 4 | | X | X | | X | | | | | | | | | | | | | | | | | | | | | | | | | | | | | | | | | | | | | | | | | | | | | | | | | | | | | | | |
| 5 | X | | | X | X | | | | | | | | | | | | | | | | | | | | | | | | | | | | | | | | | | | | | | | | | | | | | | | | | | | | | | | |
| 6 | | X | X | | X | | | | | | | | | | | | | | | | | | | | | | | | | | | | | | | | | | | | | | | | | | | | | | | | | | | | | | | |
| 7 | X | X | | X | | | | | | | | | | | | | | | | | | | | | | | | | | | | | | | | | | | | | | | | | | | | | | | | | | | | | | | | |

Order code configuration

Standard cam switches

| | Position 2 | | Position 7 | Position 9 | | | | | | | | | | | | | | | | | | | | | | | | | | | | | | | | | | | | | | | | | | | | | | | | | | | | | | | | | | | | | | | | | | | | | | | | | | | | | | | | | | | | | | | | | | | | | | | | | | | | | | | | | | | | | | | | | | | | | | | | | | | | | | | | | | | | | | | | | | | | | | | | | | | | | | | | | | | | | | | | | | | | | | | | | | | | | | | | | | | | | |
|-----------------|--------------------|---|--------------|---------------------------------------|---|---|---|---|---|---|---|---|---|---|---|---|---|--|--|--|---|---|---|--|---|---|---|--|---|--|---|---|---|---|---|---|---|---|--|--|---|---|---|---|--|---|---|---|---|---|---|---|---|---|---|----|---|---|--|---|----|---|---|---|---|---|---|--|--|---|--|--|--|--|--|--|--|--|--|--|---|---|--|--|--|--|--|--|---|---|--|--|--|--|--|---|---|---|--|--|--|--|--|--|--|--|--|---|---|--|---|---|---|---|--|--|--|--|--|--|---|--|--|--|---|---|---|---|---|---|--|--|--|--|--|---|---|---|---|--|---|---|--|--|--|--|--|--|---|---|---|---|---|---|--|----|---|--|--|--|--|--|--|---|---|---|---|---|---|--|----|---|---|--|--|--|--|--|--|--|--|--|---|---|--|
| Number of poles | Number of contacts | Front plate engravings | Legend plate | Function code for standard cam switch | Connecting diagram | | | | | | | | | | | | | | | | | | | | | | | | | | | | | | | | | | | | | | | | | | | | | | | | | | | | | | | | | | | | | | | | | | | | | | | | | | | | | | | | | | | | | | | | | | | | | | | | | | | | | | | | | | | | | | | | | | | | | | | | | | | | | | | | | | | | | | | | | | | | | | | | | | | | | | | | | | | | | | | | | | | | | | | | | | | | | | | | | | | | |
| | 04 |  | 0 | B090 |  <table border="1" data-bbox="820 577 986 734"> <tr><td>0</td><td></td><td></td><td></td><td></td></tr> <tr><td>1</td><td></td><td></td><td></td><td></td></tr> <tr><td>2</td><td>X</td><td></td><td></td><td></td></tr> <tr><td>3</td><td>X</td><td>X</td><td></td><td></td></tr> <tr><td>4</td><td></td><td></td><td>X</td><td></td></tr> <tr><td>5</td><td>X</td><td></td><td></td><td></td></tr> <tr><td>6</td><td>X</td><td>X</td><td></td><td></td></tr> <tr><td>7</td><td>X</td><td>X</td><td>X</td><td></td></tr> <tr><td>8</td><td>X</td><td></td><td></td><td>X</td></tr> <tr><td>9</td><td>X</td><td></td><td></td><td>X</td></tr> </table> | 0 | | | | | 1 | | | | | 2 | X | | | | 3 | X | X | | | 4 | | | X | | 5 | X | | | | 6 | X | X | | | 7 | X | X | X | | 8 | X | | | X | 9 | X | | | X | | | | | | | | | | | | | | | | | | | | | | | | | | | | | | | | | | | | | | | | | | | | | | | | | | | | | | | | | | | | | | | | | | | | | | | | | | | | | | | | | | | | | | | | | | | | | | | | | | | | | | | | | | | | | | | | | | | | | | | | | | | | | | | | | | |
| 0 | | | | | | | | | | | | | | | | | | | | | | | | | | | | | | | | | | | | | | | | | | | | | | | | | | | | | | | | | | | | | | | | | | | | | | | | | | | | | | | | | | | | | | | | | | | | | | | | | | | | | | | | | | | | | | | | | | | | | | | | | | | | | | | | | | | | | | | | | | | | | | | | | | | | | | | | | | | | | | | | | | | | | | | | | | | | | | | | | | | | | | | | | |
| 1 | | | | | | | | | | | | | | | | | | | | | | | | | | | | | | | | | | | | | | | | | | | | | | | | | | | | | | | | | | | | | | | | | | | | | | | | | | | | | | | | | | | | | | | | | | | | | | | | | | | | | | | | | | | | | | | | | | | | | | | | | | | | | | | | | | | | | | | | | | | | | | | | | | | | | | | | | | | | | | | | | | | | | | | | | | | | | | | | | | | | | | | | | |
| 2 | X | | | | | | | | | | | | | | | | | | | | | | | | | | | | | | | | | | | | | | | | | | | | | | | | | | | | | | | | | | | | | | | | | | | | | | | | | | | | | | | | | | | | | | | | | | | | | | | | | | | | | | | | | | | | | | | | | | | | | | | | | | | | | | | | | | | | | | | | | | | | | | | | | | | | | | | | | | | | | | | | | | | | | | | | | | | | | | | | | | | | | | | | |
| 3 | X | X | | | | | | | | | | | | | | | | | | | | | | | | | | | | | | | | | | | | | | | | | | | | | | | | | | | | | | | | | | | | | | | | | | | | | | | | | | | | | | | | | | | | | | | | | | | | | | | | | | | | | | | | | | | | | | | | | | | | | | | | | | | | | | | | | | | | | | | | | | | | | | | | | | | | | | | | | | | | | | | | | | | | | | | | | | | | | | | | | | | | | | | |
| 4 | | | X | | | | | | | | | | | | | | | | | | | | | | | | | | | | | | | | | | | | | | | | | | | | | | | | | | | | | | | | | | | | | | | | | | | | | | | | | | | | | | | | | | | | | | | | | | | | | | | | | | | | | | | | | | | | | | | | | | | | | | | | | | | | | | | | | | | | | | | | | | | | | | | | | | | | | | | | | | | | | | | | | | | | | | | | | | | | | | | | | | | | | | |
| 5 | X | | | | | | | | | | | | | | | | | | | | | | | | | | | | | | | | | | | | | | | | | | | | | | | | | | | | | | | | | | | | | | | | | | | | | | | | | | | | | | | | | | | | | | | | | | | | | | | | | | | | | | | | | | | | | | | | | | | | | | | | | | | | | | | | | | | | | | | | | | | | | | | | | | | | | | | | | | | | | | | | | | | | | | | | | | | | | | | | | | | | | | | | |
| 6 | X | X | | | | | | | | | | | | | | | | | | | | | | | | | | | | | | | | | | | | | | | | | | | | | | | | | | | | | | | | | | | | | | | | | | | | | | | | | | | | | | | | | | | | | | | | | | | | | | | | | | | | | | | | | | | | | | | | | | | | | | | | | | | | | | | | | | | | | | | | | | | | | | | | | | | | | | | | | | | | | | | | | | | | | | | | | | | | | | | | | | | | | | | |
| 7 | X | X | X | | | | | | | | | | | | | | | | | | | | | | | | | | | | | | | | | | | | | | | | | | | | | | | | | | | | | | | | | | | | | | | | | | | | | | | | | | | | | | | | | | | | | | | | | | | | | | | | | | | | | | | | | | | | | | | | | | | | | | | | | | | | | | | | | | | | | | | | | | | | | | | | | | | | | | | | | | | | | | | | | | | | | | | | | | | | | | | | | | | | | | |
| 8 | X | | | X | | | | | | | | | | | | | | | | | | | | | | | | | | | | | | | | | | | | | | | | | | | | | | | | | | | | | | | | | | | | | | | | | | | | | | | | | | | | | | | | | | | | | | | | | | | | | | | | | | | | | | | | | | | | | | | | | | | | | | | | | | | | | | | | | | | | | | | | | | | | | | | | | | | | | | | | | | | | | | | | | | | | | | | | | | | | | | | | | | | | | |
| 9 | X | | | X | | | | | | | | | | | | | | | | | | | | | | | | | | | | | | | | | | | | | | | | | | | | | | | | | | | | | | | | | | | | | | | | | | | | | | | | | | | | | | | | | | | | | | | | | | | | | | | | | | | | | | | | | | | | | | | | | | | | | | | | | | | | | | | | | | | | | | | | | | | | | | | | | | | | | | | | | | | | | | | | | | | | | | | | | | | | | | | | | | | | | |
| | 04 |  | 0 | B091 |  <table border="1" data-bbox="820 869 986 1025"> <tr><td>0</td><td>X</td><td>X</td><td>X</td><td>X</td></tr> <tr><td>1</td><td></td><td></td><td></td><td></td></tr> <tr><td>2</td><td>X</td><td></td><td></td><td></td></tr> <tr><td>3</td><td>X</td><td>X</td><td></td><td>X</td></tr> <tr><td>4</td><td>X</td><td></td><td>X</td><td></td></tr> <tr><td>5</td><td>X</td><td>X</td><td></td><td></td></tr> <tr><td>6</td><td>X</td><td></td><td></td><td></td></tr> <tr><td>7</td><td>X</td><td>X</td><td>X</td><td></td></tr> <tr><td>8</td><td>X</td><td>X</td><td>X</td><td>X</td></tr> <tr><td>9</td><td>X</td><td>X</td><td>X</td><td>X</td></tr> </table> | 0 | X | X | X | X | 1 | | | | | 2 | X | | | | 3 | X | X | | X | 4 | X | | X | | 5 | X | X | | | 6 | X | | | | 7 | X | X | X | | 8 | X | X | X | X | 9 | X | X | X | X | | | | | | | | | | | | | | | | | | | | | | | | | | | | | | | | | | | | | | | | | | | | | | | | | | | | | | | | | | | | | | | | | | | | | | | | | | | | | | | | | | | | | | | | | | | | | | | | | | | | | | | | | | | | | | | | | | | | | | | | | | | | | | | | | | |
| 0 | X | X | X | X | | | | | | | | | | | | | | | | | | | | | | | | | | | | | | | | | | | | | | | | | | | | | | | | | | | | | | | | | | | | | | | | | | | | | | | | | | | | | | | | | | | | | | | | | | | | | | | | | | | | | | | | | | | | | | | | | | | | | | | | | | | | | | | | | | | | | | | | | | | | | | | | | | | | | | | | | | | | | | | | | | | | | | | | | | | | | | | | | | | | | |
| 1 | | | | | | | | | | | | | | | | | | | | | | | | | | | | | | | | | | | | | | | | | | | | | | | | | | | | | | | | | | | | | | | | | | | | | | | | | | | | | | | | | | | | | | | | | | | | | | | | | | | | | | | | | | | | | | | | | | | | | | | | | | | | | | | | | | | | | | | | | | | | | | | | | | | | | | | | | | | | | | | | | | | | | | | | | | | | | | | | | | | | | | | | | |
| 2 | X | | | | | | | | | | | | | | | | | | | | | | | | | | | | | | | | | | | | | | | | | | | | | | | | | | | | | | | | | | | | | | | | | | | | | | | | | | | | | | | | | | | | | | | | | | | | | | | | | | | | | | | | | | | | | | | | | | | | | | | | | | | | | | | | | | | | | | | | | | | | | | | | | | | | | | | | | | | | | | | | | | | | | | | | | | | | | | | | | | | | | | | | |
| 3 | X | X | | X | | | | | | | | | | | | | | | | | | | | | | | | | | | | | | | | | | | | | | | | | | | | | | | | | | | | | | | | | | | | | | | | | | | | | | | | | | | | | | | | | | | | | | | | | | | | | | | | | | | | | | | | | | | | | | | | | | | | | | | | | | | | | | | | | | | | | | | | | | | | | | | | | | | | | | | | | | | | | | | | | | | | | | | | | | | | | | | | | | | | | |
| 4 | X | | X | | | | | | | | | | | | | | | | | | | | | | | | | | | | | | | | | | | | | | | | | | | | | | | | | | | | | | | | | | | | | | | | | | | | | | | | | | | | | | | | | | | | | | | | | | | | | | | | | | | | | | | | | | | | | | | | | | | | | | | | | | | | | | | | | | | | | | | | | | | | | | | | | | | | | | | | | | | | | | | | | | | | | | | | | | | | | | | | | | | | | | |
| 5 | X | X | | | | | | | | | | | | | | | | | | | | | | | | | | | | | | | | | | | | | | | | | | | | | | | | | | | | | | | | | | | | | | | | | | | | | | | | | | | | | | | | | | | | | | | | | | | | | | | | | | | | | | | | | | | | | | | | | | | | | | | | | | | | | | | | | | | | | | | | | | | | | | | | | | | | | | | | | | | | | | | | | | | | | | | | | | | | | | | | | | | | | | | |
| 6 | X | | | | | | | | | | | | | | | | | | | | | | | | | | | | | | | | | | | | | | | | | | | | | | | | | | | | | | | | | | | | | | | | | | | | | | | | | | | | | | | | | | | | | | | | | | | | | | | | | | | | | | | | | | | | | | | | | | | | | | | | | | | | | | | | | | | | | | | | | | | | | | | | | | | | | | | | | | | | | | | | | | | | | | | | | | | | | | | | | | | | | | | | |
| 7 | X | X | X | | | | | | | | | | | | | | | | | | | | | | | | | | | | | | | | | | | | | | | | | | | | | | | | | | | | | | | | | | | | | | | | | | | | | | | | | | | | | | | | | | | | | | | | | | | | | | | | | | | | | | | | | | | | | | | | | | | | | | | | | | | | | | | | | | | | | | | | | | | | | | | | | | | | | | | | | | | | | | | | | | | | | | | | | | | | | | | | | | | | | | |
| 8 | X | X | X | X | | | | | | | | | | | | | | | | | | | | | | | | | | | | | | | | | | | | | | | | | | | | | | | | | | | | | | | | | | | | | | | | | | | | | | | | | | | | | | | | | | | | | | | | | | | | | | | | | | | | | | | | | | | | | | | | | | | | | | | | | | | | | | | | | | | | | | | | | | | | | | | | | | | | | | | | | | | | | | | | | | | | | | | | | | | | | | | | | | | | | |
| 9 | X | X | X | X | | | | | | | | | | | | | | | | | | | | | | | | | | | | | | | | | | | | | | | | | | | | | | | | | | | | | | | | | | | | | | | | | | | | | | | | | | | | | | | | | | | | | | | | | | | | | | | | | | | | | | | | | | | | | | | | | | | | | | | | | | | | | | | | | | | | | | | | | | | | | | | | | | | | | | | | | | | | | | | | | | | | | | | | | | | | | | | | | | | | | |
| | 08 |  | 0 | B092 |  <table border="1" data-bbox="820 1160 1114 1317"> <tr><td>0</td><td></td><td></td><td></td><td></td><td></td><td></td><td></td><td>X</td><td>X</td><td>X</td><td>X</td><td></td><td></td><td></td></tr> <tr><td>1</td><td></td><td></td><td></td><td></td><td></td><td></td><td></td><td></td><td></td><td></td><td></td><td>X</td><td>X</td><td>X</td></tr> <tr><td>2</td><td>X</td><td></td><td></td><td></td><td></td><td></td><td></td><td></td><td></td><td></td><td></td><td></td><td></td><td></td></tr> <tr><td>3</td><td>X</td><td>X</td><td></td><td></td><td></td><td></td><td></td><td></td><td></td><td></td><td></td><td>X</td><td>X</td><td></td></tr> <tr><td>4</td><td>X</td><td></td><td></td><td>X</td><td></td><td></td><td></td><td></td><td></td><td></td><td></td><td></td><td></td><td></td></tr> <tr><td>5</td><td>X</td><td></td><td></td><td></td><td></td><td></td><td></td><td>X</td><td>X</td><td></td><td></td><td></td><td></td><td></td></tr> <tr><td>6</td><td>X</td><td>X</td><td></td><td></td><td></td><td></td><td></td><td></td><td></td><td></td><td></td><td>X</td><td>X</td><td></td></tr> <tr><td>7</td><td>X</td><td>X</td><td>X</td><td></td><td></td><td></td><td></td><td></td><td></td><td>X</td><td></td><td></td><td></td><td>X</td></tr> <tr><td>8</td><td>X</td><td>X</td><td>X</td><td>X</td><td></td><td></td><td></td><td></td><td></td><td>X</td><td>X</td><td>X</td><td>X</td><td></td></tr> <tr><td>9</td><td>X</td><td></td><td></td><td></td><td></td><td></td><td></td><td>X</td><td>X</td><td>X</td><td>X</td><td>X</td><td>X</td><td></td></tr> <tr><td>10</td><td>X</td><td></td><td></td><td></td><td></td><td></td><td></td><td>X</td><td>X</td><td>X</td><td>X</td><td>X</td><td>X</td><td></td></tr> <tr><td>11</td><td>X</td><td>X</td><td></td><td></td><td></td><td></td><td></td><td></td><td></td><td></td><td></td><td>X</td><td>X</td><td></td></tr> </table> | 0 | | | | | | | | X | X | X | X | | | | 1 | | | | | | | | | | | | X | X | X | 2 | X | | | | | | | | | | | | | | 3 | X | X | | | | | | | | | | X | X | | 4 | X | | | X | | | | | | | | | | | 5 | X | | | | | | | X | X | | | | | | 6 | X | X | | | | | | | | | | X | X | | 7 | X | X | X | | | | | | | X | | | | X | 8 | X | X | X | X | | | | | | X | X | X | X | | 9 | X | | | | | | | X | X | X | X | X | X | | 10 | X | | | | | | | X | X | X | X | X | X | | 11 | X | X | | | | | | | | | | X | X | |
| 0 | | | | | | | | X | X | X | X | | | | | | | | | | | | | | | | | | | | | | | | | | | | | | | | | | | | | | | | | | | | | | | | | | | | | | | | | | | | | | | | | | | | | | | | | | | | | | | | | | | | | | | | | | | | | | | | | | | | | | | | | | | | | | | | | | | | | | | | | | | | | | | | | | | | | | | | | | | | | | | | | | | | | | | | | | | | | | | | | | | | | | | | | | | | | | |
| 1 | | | | | | | | | | | | X | X | X | | | | | | | | | | | | | | | | | | | | | | | | | | | | | | | | | | | | | | | | | | | | | | | | | | | | | | | | | | | | | | | | | | | | | | | | | | | | | | | | | | | | | | | | | | | | | | | | | | | | | | | | | | | | | | | | | | | | | | | | | | | | | | | | | | | | | | | | | | | | | | | | | | | | | | | | | | | | | | | | | | | | | | | | | | | |
| 2 | X | | | | | | | | | | | | | | | | | | | | | | | | | | | | | | | | | | | | | | | | | | | | | | | | | | | | | | | | | | | | | | | | | | | | | | | | | | | | | | | | | | | | | | | | | | | | | | | | | | | | | | | | | | | | | | | | | | | | | | | | | | | | | | | | | | | | | | | | | | | | | | | | | | | | | | | | | | | | | | | | | | | | | | | | | | | | | | | | | | | | | | | | |
| 3 | X | X | | | | | | | | | | X | X | | | | | | | | | | | | | | | | | | | | | | | | | | | | | | | | | | | | | | | | | | | | | | | | | | | | | | | | | | | | | | | | | | | | | | | | | | | | | | | | | | | | | | | | | | | | | | | | | | | | | | | | | | | | | | | | | | | | | | | | | | | | | | | | | | | | | | | | | | | | | | | | | | | | | | | | | | | | | | | | | | | | | | | | | | | | |
| 4 | X | | | X | | | | | | | | | | | | | | | | | | | | | | | | | | | | | | | | | | | | | | | | | | | | | | | | | | | | | | | | | | | | | | | | | | | | | | | | | | | | | | | | | | | | | | | | | | | | | | | | | | | | | | | | | | | | | | | | | | | | | | | | | | | | | | | | | | | | | | | | | | | | | | | | | | | | | | | | | | | | | | | | | | | | | | | | | | | | | | | | | | | | | |
| 5 | X | | | | | | | X | X | | | | | | | | | | | | | | | | | | | | | | | | | | | | | | | | | | | | | | | | | | | | | | | | | | | | | | | | | | | | | | | | | | | | | | | | | | | | | | | | | | | | | | | | | | | | | | | | | | | | | | | | | | | | | | | | | | | | | | | | | | | | | | | | | | | | | | | | | | | | | | | | | | | | | | | | | | | | | | | | | | | | | | | | | | | | | | | | |
| 6 | X | X | | | | | | | | | | X | X | | | | | | | | | | | | | | | | | | | | | | | | | | | | | | | | | | | | | | | | | | | | | | | | | | | | | | | | | | | | | | | | | | | | | | | | | | | | | | | | | | | | | | | | | | | | | | | | | | | | | | | | | | | | | | | | | | | | | | | | | | | | | | | | | | | | | | | | | | | | | | | | | | | | | | | | | | | | | | | | | | | | | | | | | | | | |
| 7 | X | X | X | | | | | | | X | | | | X | | | | | | | | | | | | | | | | | | | | | | | | | | | | | | | | | | | | | | | | | | | | | | | | | | | | | | | | | | | | | | | | | | | | | | | | | | | | | | | | | | | | | | | | | | | | | | | | | | | | | | | | | | | | | | | | | | | | | | | | | | | | | | | | | | | | | | | | | | | | | | | | | | | | | | | | | | | | | | | | | | | | | | | | | | | |
| 8 | X | X | X | X | | | | | | X | X | X | X | | | | | | | | | | | | | | | | | | | | | | | | | | | | | | | | | | | | | | | | | | | | | | | | | | | | | | | | | | | | | | | | | | | | | | | | | | | | | | | | | | | | | | | | | | | | | | | | | | | | | | | | | | | | | | | | | | | | | | | | | | | | | | | | | | | | | | | | | | | | | | | | | | | | | | | | | | | | | | | | | | | | | | | | | | | | |
| 9 | X | | | | | | | X | X | X | X | X | X | | | | | | | | | | | | | | | | | | | | | | | | | | | | | | | | | | | | | | | | | | | | | | | | | | | | | | | | | | | | | | | | | | | | | | | | | | | | | | | | | | | | | | | | | | | | | | | | | | | | | | | | | | | | | | | | | | | | | | | | | | | | | | | | | | | | | | | | | | | | | | | | | | | | | | | | | | | | | | | | | | | | | | | | | | | | |
| 10 | X | | | | | | | X | X | X | X | X | X | | | | | | | | | | | | | | | | | | | | | | | | | | | | | | | | | | | | | | | | | | | | | | | | | | | | | | | | | | | | | | | | | | | | | | | | | | | | | | | | | | | | | | | | | | | | | | | | | | | | | | | | | | | | | | | | | | | | | | | | | | | | | | | | | | | | | | | | | | | | | | | | | | | | | | | | | | | | | | | | | | | | | | | | | | | | |
| 11 | X | X | | | | | | | | | | X | X | | | | | | | | | | | | | | | | | | | | | | | | | | | | | | | | | | | | | | | | | | | | | | | | | | | | | | | | | | | | | | | | | | | | | | | | | | | | | | | | | | | | | | | | | | | | | | | | | | | | | | | | | | | | | | | | | | | | | | | | | | | | | | | | | | | | | | | | | | | | | | | | | | | | | | | | | | | | | | | | | | | | | | | | | | | | |
| | 04 |  | 0 | B110 |  <table border="1" data-bbox="820 1451 986 1608"> <tr><td>0</td><td></td><td></td><td></td><td></td></tr> <tr><td>1</td><td></td><td></td><td></td><td></td></tr> <tr><td>2</td><td>X</td><td></td><td></td><td></td></tr> <tr><td>3</td><td>X</td><td>X</td><td></td><td></td></tr> <tr><td>4</td><td></td><td></td><td>X</td><td></td></tr> <tr><td>5</td><td>X</td><td></td><td></td><td></td></tr> <tr><td>6</td><td>X</td><td>X</td><td></td><td></td></tr> <tr><td>7</td><td>X</td><td>X</td><td>X</td><td></td></tr> <tr><td>8</td><td>X</td><td></td><td></td><td>X</td></tr> <tr><td>9</td><td>X</td><td></td><td></td><td>X</td></tr> <tr><td>10</td><td>X</td><td>X</td><td></td><td>X</td></tr> <tr><td>11</td><td>X</td><td>X</td><td>X</td><td>X</td></tr> </table> | 0 | | | | | 1 | | | | | 2 | X | | | | 3 | X | X | | | 4 | | | X | | 5 | X | | | | 6 | X | X | | | 7 | X | X | X | | 8 | X | | | X | 9 | X | | | X | 10 | X | X | | X | 11 | X | X | X | X | | | | | | | | | | | | | | | | | | | | | | | | | | | | | | | | | | | | | | | | | | | | | | | | | | | | | | | | | | | | | | | | | | | | | | | | | | | | | | | | | | | | | | | | | | | | | | | | | | | | | | | | | | | | | | | | | | | | | | | | |
| 0 | | | | | | | | | | | | | | | | | | | | | | | | | | | | | | | | | | | | | | | | | | | | | | | | | | | | | | | | | | | | | | | | | | | | | | | | | | | | | | | | | | | | | | | | | | | | | | | | | | | | | | | | | | | | | | | | | | | | | | | | | | | | | | | | | | | | | | | | | | | | | | | | | | | | | | | | | | | | | | | | | | | | | | | | | | | | | | | | | | | | | | | | | |
| 1 | | | | | | | | | | | | | | | | | | | | | | | | | | | | | | | | | | | | | | | | | | | | | | | | | | | | | | | | | | | | | | | | | | | | | | | | | | | | | | | | | | | | | | | | | | | | | | | | | | | | | | | | | | | | | | | | | | | | | | | | | | | | | | | | | | | | | | | | | | | | | | | | | | | | | | | | | | | | | | | | | | | | | | | | | | | | | | | | | | | | | | | | | |
| 2 | X | | | | | | | | | | | | | | | | | | | | | | | | | | | | | | | | | | | | | | | | | | | | | | | | | | | | | | | | | | | | | | | | | | | | | | | | | | | | | | | | | | | | | | | | | | | | | | | | | | | | | | | | | | | | | | | | | | | | | | | | | | | | | | | | | | | | | | | | | | | | | | | | | | | | | | | | | | | | | | | | | | | | | | | | | | | | | | | | | | | | | | | | |
| 3 | X | X | | | | | | | | | | | | | | | | | | | | | | | | | | | | | | | | | | | | | | | | | | | | | | | | | | | | | | | | | | | | | | | | | | | | | | | | | | | | | | | | | | | | | | | | | | | | | | | | | | | | | | | | | | | | | | | | | | | | | | | | | | | | | | | | | | | | | | | | | | | | | | | | | | | | | | | | | | | | | | | | | | | | | | | | | | | | | | | | | | | | | | | |
| 4 | | | X | | | | | | | | | | | | | | | | | | | | | | | | | | | | | | | | | | | | | | | | | | | | | | | | | | | | | | | | | | | | | | | | | | | | | | | | | | | | | | | | | | | | | | | | | | | | | | | | | | | | | | | | | | | | | | | | | | | | | | | | | | | | | | | | | | | | | | | | | | | | | | | | | | | | | | | | | | | | | | | | | | | | | | | | | | | | | | | | | | | | | | |
| 5 | X | | | | | | | | | | | | | | | | | | | | | | | | | | | | | | | | | | | | | | | | | | | | | | | | | | | | | | | | | | | | | | | | | | | | | | | | | | | | | | | | | | | | | | | | | | | | | | | | | | | | | | | | | | | | | | | | | | | | | | | | | | | | | | | | | | | | | | | | | | | | | | | | | | | | | | | | | | | | | | | | | | | | | | | | | | | | | | | | | | | | | | | | |
| 6 | X | X | | | | | | | | | | | | | | | | | | | | | | | | | | | | | | | | | | | | | | | | | | | | | | | | | | | | | | | | | | | | | | | | | | | | | | | | | | | | | | | | | | | | | | | | | | | | | | | | | | | | | | | | | | | | | | | | | | | | | | | | | | | | | | | | | | | | | | | | | | | | | | | | | | | | | | | | | | | | | | | | | | | | | | | | | | | | | | | | | | | | | | | |
| 7 | X | X | X | | | | | | | | | | | | | | | | | | | | | | | | | | | | | | | | | | | | | | | | | | | | | | | | | | | | | | | | | | | | | | | | | | | | | | | | | | | | | | | | | | | | | | | | | | | | | | | | | | | | | | | | | | | | | | | | | | | | | | | | | | | | | | | | | | | | | | | | | | | | | | | | | | | | | | | | | | | | | | | | | | | | | | | | | | | | | | | | | | | | | | |
| 8 | X | | | X | | | | | | | | | | | | | | | | | | | | | | | | | | | | | | | | | | | | | | | | | | | | | | | | | | | | | | | | | | | | | | | | | | | | | | | | | | | | | | | | | | | | | | | | | | | | | | | | | | | | | | | | | | | | | | | | | | | | | | | | | | | | | | | | | | | | | | | | | | | | | | | | | | | | | | | | | | | | | | | | | | | | | | | | | | | | | | | | | | | | | |
| 9 | X | | | X | | | | | | | | | | | | | | | | | | | | | | | | | | | | | | | | | | | | | | | | | | | | | | | | | | | | | | | | | | | | | | | | | | | | | | | | | | | | | | | | | | | | | | | | | | | | | | | | | | | | | | | | | | | | | | | | | | | | | | | | | | | | | | | | | | | | | | | | | | | | | | | | | | | | | | | | | | | | | | | | | | | | | | | | | | | | | | | | | | | | | |
| 10 | X | X | | X | | | | | | | | | | | | | | | | | | | | | | | | | | | | | | | | | | | | | | | | | | | | | | | | | | | | | | | | | | | | | | | | | | | | | | | | | | | | | | | | | | | | | | | | | | | | | | | | | | | | | | | | | | | | | | | | | | | | | | | | | | | | | | | | | | | | | | | | | | | | | | | | | | | | | | | | | | | | | | | | | | | | | | | | | | | | | | | | | | | | | |
| 11 | X | X | X | X | | | | | | | | | | | | | | | | | | | | | | | | | | | | | | | | | | | | | | | | | | | | | | | | | | | | | | | | | | | | | | | | | | | | | | | | | | | | | | | | | | | | | | | | | | | | | | | | | | | | | | | | | | | | | | | | | | | | | | | | | | | | | | | | | | | | | | | | | | | | | | | | | | | | | | | | | | | | | | | | | | | | | | | | | | | | | | | | | | | | | |
| | 08 |  | 0 | B112 |  <table border="1" data-bbox="820 1765 1114 1921"> <tr><td>0</td><td></td><td></td><td></td><td></td><td></td><td></td><td></td><td>X</td><td>X</td><td>X</td><td>X</td><td></td><td></td><td></td></tr> <tr><td>1</td><td></td><td></td><td></td><td></td><td></td><td></td><td></td><td></td><td></td><td></td><td></td><td>X</td><td>X</td><td>X</td></tr> <tr><td>2</td><td>X</td><td></td><td></td><td></td><td></td><td></td><td></td><td></td><td></td><td></td><td></td><td></td><td></td><td></td></tr> <tr><td>3</td><td>X</td><td>X</td><td></td><td></td><td></td><td></td><td></td><td></td><td></td><td></td><td></td><td>X</td><td>X</td><td></td></tr> <tr><td>4</td><td>X</td><td></td><td></td><td>X</td><td></td><td></td><td></td><td></td><td></td><td></td><td></td><td></td><td></td><td></td></tr> <tr><td>5</td><td>X</td><td></td><td></td><td></td><td></td><td></td><td></td><td>X</td><td>X</td><td></td><td></td><td></td><td></td><td></td></tr> <tr><td>6</td><td>X</td><td>X</td><td></td><td></td><td></td><td></td><td></td><td></td><td></td><td></td><td></td><td>X</td><td>X</td><td></td></tr> <tr><td>7</td><td>X</td><td>X</td><td>X</td><td></td><td></td><td></td><td></td><td></td><td></td><td>X</td><td></td><td></td><td></td><td>X</td></tr> <tr><td>8</td><td>X</td><td>X</td><td>X</td><td>X</td><td></td><td></td><td></td><td></td><td></td><td>X</td><td>X</td><td>X</td><td>X</td><td></td></tr> <tr><td>9</td><td>X</td><td></td><td></td><td></td><td></td><td></td><td></td><td>X</td><td>X</td><td>X</td><td>X</td><td>X</td><td>X</td><td></td></tr> <tr><td>10</td><td>X</td><td></td><td></td><td></td><td></td><td></td><td></td><td>X</td><td>X</td><td>X</td><td>X</td><td>X</td><td>X</td><td></td></tr> <tr><td>11</td><td>X</td><td>X</td><td></td><td></td><td></td><td></td><td></td><td></td><td></td><td></td><td></td><td>X</td><td>X</td><td></td></tr> </table> | 0 | | | | | | | | X | X | X | X | | | | 1 | | | | | | | | | | | | X | X | X | 2 | X | | | | | | | | | | | | | | 3 | X | X | | | | | | | | | | X | X | | 4 | X | | | X | | | | | | | | | | | 5 | X | | | | | | | X | X | | | | | | 6 | X | X | | | | | | | | | | X | X | | 7 | X | X | X | | | | | | | X | | | | X | 8 | X | X | X | X | | | | | | X | X | X | X | | 9 | X | | | | | | | X | X | X | X | X | X | | 10 | X | | | | | | | X | X | X | X | X | X | | 11 | X | X | | | | | | | | | | X | X | |
| 0 | | | | | | | | X | X | X | X | | | | | | | | | | | | | | | | | | | | | | | | | | | | | | | | | | | | | | | | | | | | | | | | | | | | | | | | | | | | | | | | | | | | | | | | | | | | | | | | | | | | | | | | | | | | | | | | | | | | | | | | | | | | | | | | | | | | | | | | | | | | | | | | | | | | | | | | | | | | | | | | | | | | | | | | | | | | | | | | | | | | | | | | | | | | | | |
| 1 | | | | | | | | | | | | X | X | X | | | | | | | | | | | | | | | | | | | | | | | | | | | | | | | | | | | | | | | | | | | | | | | | | | | | | | | | | | | | | | | | | | | | | | | | | | | | | | | | | | | | | | | | | | | | | | | | | | | | | | | | | | | | | | | | | | | | | | | | | | | | | | | | | | | | | | | | | | | | | | | | | | | | | | | | | | | | | | | | | | | | | | | | | | | |
| 2 | X | | | | | | | | | | | | | | | | | | | | | | | | | | | | | | | | | | | | | | | | | | | | | | | | | | | | | | | | | | | | | | | | | | | | | | | | | | | | | | | | | | | | | | | | | | | | | | | | | | | | | | | | | | | | | | | | | | | | | | | | | | | | | | | | | | | | | | | | | | | | | | | | | | | | | | | | | | | | | | | | | | | | | | | | | | | | | | | | | | | | | | | | |
| 3 | X | X | | | | | | | | | | X | X | | | | | | | | | | | | | | | | | | | | | | | | | | | | | | | | | | | | | | | | | | | | | | | | | | | | | | | | | | | | | | | | | | | | | | | | | | | | | | | | | | | | | | | | | | | | | | | | | | | | | | | | | | | | | | | | | | | | | | | | | | | | | | | | | | | | | | | | | | | | | | | | | | | | | | | | | | | | | | | | | | | | | | | | | | | | |
| 4 | X | | | X | | | | | | | | | | | | | | | | | | | | | | | | | | | | | | | | | | | | | | | | | | | | | | | | | | | | | | | | | | | | | | | | | | | | | | | | | | | | | | | | | | | | | | | | | | | | | | | | | | | | | | | | | | | | | | | | | | | | | | | | | | | | | | | | | | | | | | | | | | | | | | | | | | | | | | | | | | | | | | | | | | | | | | | | | | | | | | | | | | | | | |
| 5 | X | | | | | | | X | X | | | | | | | | | | | | | | | | | | | | | | | | | | | | | | | | | | | | | | | | | | | | | | | | | | | | | | | | | | | | | | | | | | | | | | | | | | | | | | | | | | | | | | | | | | | | | | | | | | | | | | | | | | | | | | | | | | | | | | | | | | | | | | | | | | | | | | | | | | | | | | | | | | | | | | | | | | | | | | | | | | | | | | | | | | | | | | | | |
| 6 | X | X | | | | | | | | | | X | X | | | | | | | | | | | | | | | | | | | | | | | | | | | | | | | | | | | | | | | | | | | | | | | | | | | | | | | | | | | | | | | | | | | | | | | | | | | | | | | | | | | | | | | | | | | | | | | | | | | | | | | | | | | | | | | | | | | | | | | | | | | | | | | | | | | | | | | | | | | | | | | | | | | | | | | | | | | | | | | | | | | | | | | | | | | | |
| 7 | X | X | X | | | | | | | X | | | | X | | | | | | | | | | | | | | | | | | | | | | | | | | | | | | | | | | | | | | | | | | | | | | | | | | | | | | | | | | | | | | | | | | | | | | | | | | | | | | | | | | | | | | | | | | | | | | | | | | | | | | | | | | | | | | | | | | | | | | | | | | | | | | | | | | | | | | | | | | | | | | | | | | | | | | | | | | | | | | | | | | | | | | | | | | | |
| 8 | X | X | X | X | | | | | | X | X | X | X | | | | | | | | | | | | | | | | | | | | | | | | | | | | | | | | | | | | | | | | | | | | | | | | | | | | | | | | | | | | | | | | | | | | | | | | | | | | | | | | | | | | | | | | | | | | | | | | | | | | | | | | | | | | | | | | | | | | | | | | | | | | | | | | | | | | | | | | | | | | | | | | | | | | | | | | | | | | | | | | | | | | | | | | | | | | |
| 9 | X | | | | | | | X | X | X | X | X | X | | | | | | | | | | | | | | | | | | | | | | | | | | | | | | | | | | | | | | | | | | | | | | | | | | | | | | | | | | | | | | | | | | | | | | | | | | | | | | | | | | | | | | | | | | | | | | | | | | | | | | | | | | | | | | | | | | | | | | | | | | | | | | | | | | | | | | | | | | | | | | | | | | | | | | | | | | | | | | | | | | | | | | | | | | | | |
| 10 | X | | | | | | | X | X | X | X | X | X | | | | | | | | | | | | | | | | | | | | | | | | | | | | | | | | | | | | | | | | | | | | | | | | | | | | | | | | | | | | | | | | | | | | | | | | | | | | | | | | | | | | | | | | | | | | | | | | | | | | | | | | | | | | | | | | | | | | | | | | | | | | | | | | | | | | | | | | | | | | | | | | | | | | | | | | | | | | | | | | | | | | | | | | | | | | |
| 11 | X | X | | | | | | | | | | X | X | | | | | | | | | | | | | | | | | | | | | | | | | | | | | | | | | | | | | | | | | | | | | | | | | | | | | | | | | | | | | | | | | | | | | | | | | | | | | | | | | | | | | | | | | | | | | | | | | | | | | | | | | | | | | | | | | | | | | | | | | | | | | | | | | | | | | | | | | | | | | | | | | | | | | | | | | | | | | | | | | | | | | | | | | | | | |

Type designation

Rotary cam switches OC10...25, standard and customized












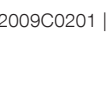
Option:

OC 25 G 01 PN B N 0 0 N A1

Position:

1 2 3 4 5 6 7 8 9

Order code example

| Position | Description | Option | |
|----------|---|--------------|--|
| | | OC10 | OC25 |
| 1 | Cam switch size Current rating, I_{th} [A] | OC10 G 10 | OC25 G 25 |
| 2 | Number of contacts | 01...16 | 01...24, up to 72 (triple gang) |
| 3 | Mounting type and Handle type | | |
| | Base mounting, Modular, IP20 | | MN  |
| | Door mounting, Snap-on, Nose handle, IP66 | PN | PN  |
| | Door mounting, Screw mounting, Nose handle, IP40 or IP66 | RN | RN  |
| | Base mounting, Snap-on, Nose handle, IP66, with shaft | | BN  |
| | Base mounting, Snap-on, Direct Nose handle, IP66 | | DN  |
| | Door mounting, Snap-on, Nose handle, Large front plate, IP66 | | PM  |
| | Door mounting, Screw mounting, Nose handle, Large front plate, IP40 or IP66 | | RM  |
| | Base mounting, Snap-on, Nose handle, Large front plate, IP66, with shaft | | BM  |
| | Base mounting, Snap-on, Direct Nose handle, Large front plate, IP66 | | DM  |
| | Door mounting, Snap-on, Extended handle, IP66 | | PE  |
| | Door mounting, Screw mounting, Extended handle, IP40 or IP66 | | RE  |
| | Base mounting, Snap-on, Extended handle, IP66, with shaft | | BE  |
| | Base mounting, Snap-on, Extended handle, IP66 | | BE |
| | Base mounting, Snap-on, Direct Extended handle, IP66 | | DE |
| | Door mounting, Snap-on, Extended handle, Large front plate, IP66 | | PF |
| | Door mounting, Screw mounting, Extended handle, Large front plate, IP40 or IP66 | | RF |
| | Base mounting, Screw mounting, Direct extended handle, Large front plate, IP40 or IP66 ¹⁾ | | CF |
| | Base mounting, Snap-on, Extended handle, Large front plate, IP66, with shaft | | BF |
| | Base mounting, Snap-on, Direct Extended handle, Large front plate, IP66 | | DF |
| | Door mounting, Snap-on, Nose handle, Padlockable, IP66 | | P1 |
| | Door mounting, Screw mounting, Nose handle, Padlockable, IP40 or IP66 | | R1 |
| | Base mounting, Snap-on, Nose handle, Padlockable, IP66, with shaft | | B1 |
| | Base mounting, Snap-on, Direct Nose handle, Padlockable, IP66 | | D1 |
| | Door mounting, Snap-on, Extended handle, Padlockable, Large front plate, IP66 | | P2 |
| | Door mounting, Screw mounting, Extended handle, Padlockable, Large front plate, IP40 or IP66 | | R2 |
| | Base mounting, Snap-on, Extended handle, Padlockable, Large front plate, IP66, with shaft | | B2 |
| | Base mounting, Snap-on, Direct Extended handle, Padlockable, Large front plate, IP66 | | D2 |
| | Base mounting, Screw mounting, Direct extended handle, Padlockable, Large front plate, IP40 or IP66 ¹⁾ | | C2 |
| | Door mounting, Snap-on, Round padlockable, IP67 | | P3 |
| | Door mounting, Screw mounting, Round padlockable, IP40 or IP67 | | R3 |
| | Base mounting, Snap-on, Round padlockable, IP67, with shaft | | B3 |

¹⁾ For tandem or triple gang only (see position 6)







Type designation

Rotary cam switches OC10...25, standard and customized

Option: OC 25 G 01 PN B N 0 0 N A1

Position: 1 2 3 4 5 6 7 8 9

Order code example

| Position | Description | Option | |
|----------|---|--------|--|
| | | OC10 | OC25 |
| 3 | Continued from previous page. Mounting type and Handle type | | |
| | Door mounting, Snap-on, Nose handle, Round front ring, IP66 | PX |  PX |
| | Door mounting, Snap-on, Key operated, IP54 | KN |  KN |
| | Door mounting, Snap-on, Key operated, Large front plate, IP54 | | KM  |
| | Door mounting, Snap-on, Key operated, Round front ring, IP54 | KX |  KX |
| | Door mounting, Screw mounting, Key Interlock, IP40 or IP65 | | QN  |
| | Door mounting, Screw mounting, Key interlock, Large front plate, IP40 or IP65 | | QM  |
| 4 | Colour option | | |
| | No handle | 0 | 0 |
| | Black | B | B (Not available for "Modular") |
| | Grey | G | G |
| | Red (Only for round padlockable handle) | | R |
| | Red-yellow (Available for all padlockable handles) | | Y |
| 5 | Terminal type/contact material | | |
| | Standard box (tunnel) terminals | N | N |
| | Standard box (tunnel) terminals, Gold contacts | G | G |
| 6 | Mechanical option | | |
| | No options 2 | 0 | 0 |
| | Metallic shaft option for Door mounting, Screw mounting | | T |
| | Tandem gang for 25A frame up to 24+24 contacts | | 2 |
| | Triple gang for 25A frame up to 24+24+24 contacts | | 3 |

Type designation

Rotary cam switches OC10...25, standard and customized

Option: OC 25 G 01 PN B N 0 0 N A1

Position: 1 2 3 4 5 6 7 8 9

Order code example

| Position | Description | Option | |
|----------|--|--------------|--|
| | | OC10 | OC25 |
| 7 | Legend and IP option | | |
| | No options | 0 | 0 |
| | Additional lettering plate (Not available with round front ring) | P | P |
| | Handle IP40 (option for screw mounted handles) | H | H |
| | Additional lettering plate and handle IP40 (option for screw mounted handles only) | E | E |
| 8 | Configuration | | |
| | Cam Switch (Followed by function code) | N | N |
| 9 | Index number for Special Cam Switches | | |
| | Index number for cam switches generated in Camweb2 | SXXXX | SXXXX |
| 9 | Function code for cam switches, see pages 40...55 | | |
| | ON - OFF switches | | |
| | O-position: 9 o'clock, step angle 90° | A1... A8 | A1... A8, B1...B8 |
| | O-position: 12 o'clock, step angle 90° | A01... A06 | A01...A08, B01...B08 |
| | O-position: 12 o'clock, step angle 30°, spring return | | R01...R08 |
| | O-position: 12 and 6 o'clock, step angle 90°, late break | | BB3 |
| | O-position: 9 o'clock, step angle 90°, fourth pole with later break | | AC4, AC8 |
| | Change-over switches | | |
| | With 0-position, step angle 60° | U1...U4 | U1...U10, UB1...UB8, UA1...UA8, UM1...UM8, UH1, US1...US8, UK1... UK8, UP1...UP8, UZ1... UZ6 |
| | With 0-position, with two sided spring return, step angle 30° | URR1...URR3 | URR1...URR6 |
| | With 0-position, with two sided spring return, step angle 30°, without jumbers | | URZ1...URZ6 |
| | Without 0-position, step angle 60° | WS1...WS5 | WS1... WS10, WR1... WR8, WA1...WA8, WZ1...WZ6 |
| | With overlapping contacts, step angle 60° | WC1...WC4 | WC1...WC4 |
| | With common center position and with overlapping contacts, step angle 60° | UC3, UC4 | UC3, UC4 |
| | Bypass switches | | |
| | With 0-position, step angle 60°, without overlapping, 3 and 4- pole network | WS36, WS48 | WS36, WS48 |
| | Without 0-position, step angle 60°, with overlapping, 3 and 4- pole network | PW36, PW48 | PW36, PW48 |
| | Multistep switches | | |
| | 2- step, with 0-position | SO21... SO24 | SO21... SO24 |
| | 3- step, with 0-position | SO31... SO34 | SO31... SO34 |
| | 3- step, without 0-position | ST31...ST34 | ST31...ST34 |
| | 4- step, with 0-position | SO41...SO43 | SO41...SO43 |
| | 4- step, without 0-position | ST41...ST43 | ST41...ST43 |
| | 5- step, with 0-position | SO51, SO52 | SO51, SO52 |
| | 5- step, without 0-position | ST51, ST52 | ST51, ST52 |
| | 6-step, with 0-position | SO61... SO63 | SO61... SO63 |
| | 6-step, without 0-position | ST61...ST63 | ST61...ST63 |
| | 7-step, with 0-position | SO71 | SO71 |
| | 7-step, without 0-position | ST71 | ST71 |

Type designation

Rotary cam switches OC10...25, standard and customized

| | | | | | | | | | | |
|--------------------|----------------------------|---|---|---|---|---|---|---|---|--|
| Option: | OC 25 G 01 PN B N 0 0 N A1 | | | | | | | | | |
| Position: | 1 | 2 | 3 | 4 | 5 | 6 | 7 | 8 | 9 | |
| Order code example | | | | | | | | | | |

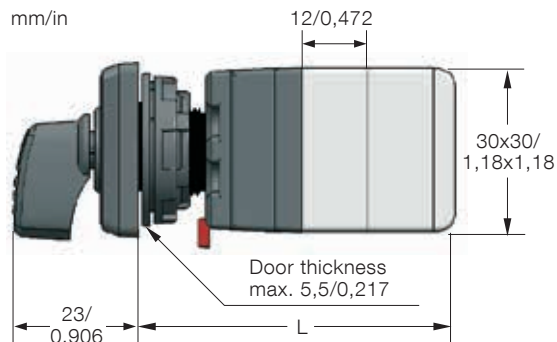
| Position | Description | Option | |
|----------|--|--|--|
| | | OC10 | OC25 |
| 9 | Continued from previous page. Function code for cam switches, see pages 40...55 | | |
| | 8-step, with 0-position | SO81 | SO81 |
| | 8-step, without 0-position | ST81 | ST81 |
| | 9-step, with 0-position | SO91 | SO91 |
| | 9-step, without 0-position | ST91 | ST91 |
| | 10-step, with 0-position | SO10 | SO10 |
| | 10-step, without 0-position | ST10 | ST10 |
| | 11-step, with 0-position | SO11 | SO11 |
| | 11-step, without 0-position | ST11 | ST11 |
| | 12-step, without 0-position | ST12 | ST12 |
| | Motor control switches | | |
| | Ventilation switches | ST30 | ST30 |
| | Reversing switches | W2, W3 | W2, W3 |
| | Star-delta switches | SD | SD |
| | Pole-change switches (Dahlander) | P12 | P12 |
| | Pumpstart switches | SE15 | SE15 |
| | Stop switches | SA2 | SA2 |
| | Start switches, Stop-Start | SEA1 | SEA1 |
| | Start switches, 0-1-Start | SEA0 | SEA0 |
| | Start switches, 0-Start | SE2 | SE2 |
| | Start switches, Start-1-0-2-Start | UR13 | UR13 |
| | Voltmeter switches | | |
| | 3 Positions, 3 phase -3 wire, without 0-position, step angle 45° | VN3 | VN3 |
| | 4 Positions, 3 phase -3 wire, with 0-position, step angle 45° | V3, VT3, VGR3, VGL3 | V3, VT3, VGR3, VGL3 |
| | 6 Positions, 3 phase to phase 3 phase to neutral, without 0-position, step angle 30° | VN30 | VN30 |
| | 7 Positions, 3 phase to phase 3 phase to neutral, with 0-position, step angle 45° | V30, VT30, VR30 | V30, VT30, VR30 |
| | 7 Positions, 3 phase to phase voltages for 2 circuits, with 0 position, step angle 45° | V32 | V32 |
| | Ammeter switches | | |
| | For 3 current transformer circuits, with 0-position, step angle 90° | AU31/32, AR31/32, AS31/32 | AU31/32, AR31/32, AS31/32 |
| | Volt-ammeter switches | | |
| | Voltmeter contacts closer to handle | VA21 | VA21 |
| | Ammeter contacts closer to handle | AV12 | AV12 |
| | Binarycode switches | | |
| | With 0-position, step angle 30° | B070, B071, B072, B090, B091, B092, B110, B112 | B070, B071, B072, B090, B091, B092, B110, B112 |

Dimension drawings

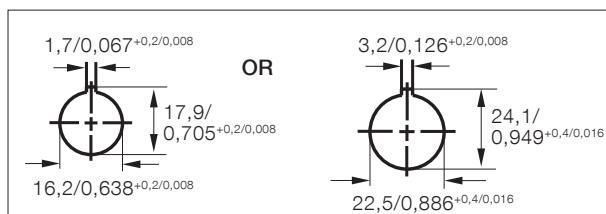
Rotary cam switches OC10

Door mounting

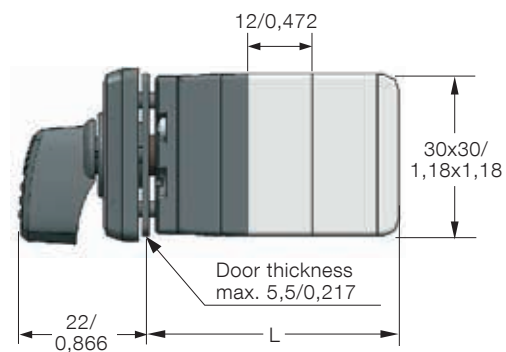
mm/in



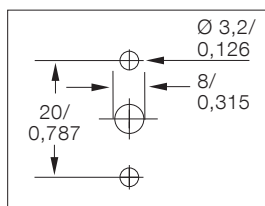
Snap-on mounting, IP66



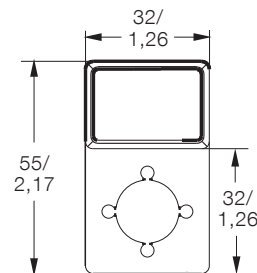
Door drilling, snap-on mounting*



Screw mounting type, IP66



Door drilling, screw mounting



Option P (for position 7 in order code)

| | Option** | Length L [mm/in] for number of contact chambers (two contacts / contact chamber) | | | | | | | |
|------------------|----------------|--|---------|---------|---------|---------|----------|----------|----------|
| | | 1 | 2 | 3 | 4 | 5 | 6 | 7 | 8 |
| Snap-on mounting | PN, KN, PX, KX | 46/1,81 | 58/2,28 | 70/2,76 | 82/3,23 | 94/3,70 | 106/4,17 | 118/4,65 | 130/5,12 |
| Screw mounting | RN | 36/1,42 | 48/1,89 | 60/2,36 | 72/2,83 | 84/3,31 | 96/3,78 | 108/4,25 | 120/4,72 |

* OC10 snap-on handles are always equipped with a fixing ring, which enables the switch to be mounted to the 22.5mm door drilling.

** Option for position 3 in order code

Dimension drawings

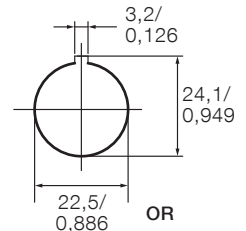
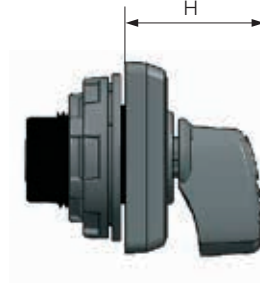
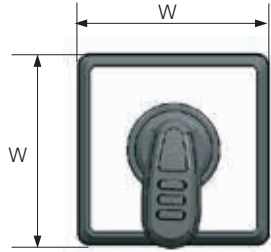
Handles, OC10

Snap-on mounting*

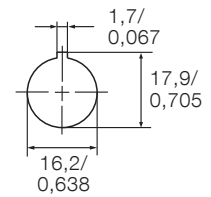


mm/in

Nose handle



OR



| Handle type, suitable for OC10 | Option** | Protection degree | Size [mm/in] | |
|-----------------------------------|----------|----------------------|--------------|----------|
| | | | W | H |
| Nose handle | PN | IP66 | 32/1,26 | 23/0,906 |

* OC10 snap-on handles are always equipped with a fixing ring, which enables the switch to be mounted to the 22.5 mm door drilling.

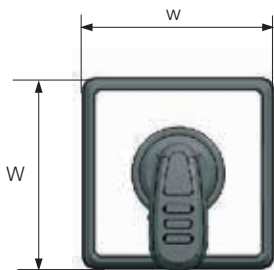
** Option for position 3 in order code

Screw mounting



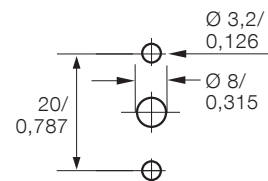
mm/in

Nose handle



| Handle type, suitable for OC10 | Option** | Protection degree | Size [mm/in] | |
|-----------------------------------|----------|----------------------|--------------|----------|
| | | | W | H |
| Nose handle | RN | IP66 | 32/1,26 | 22/0,866 |

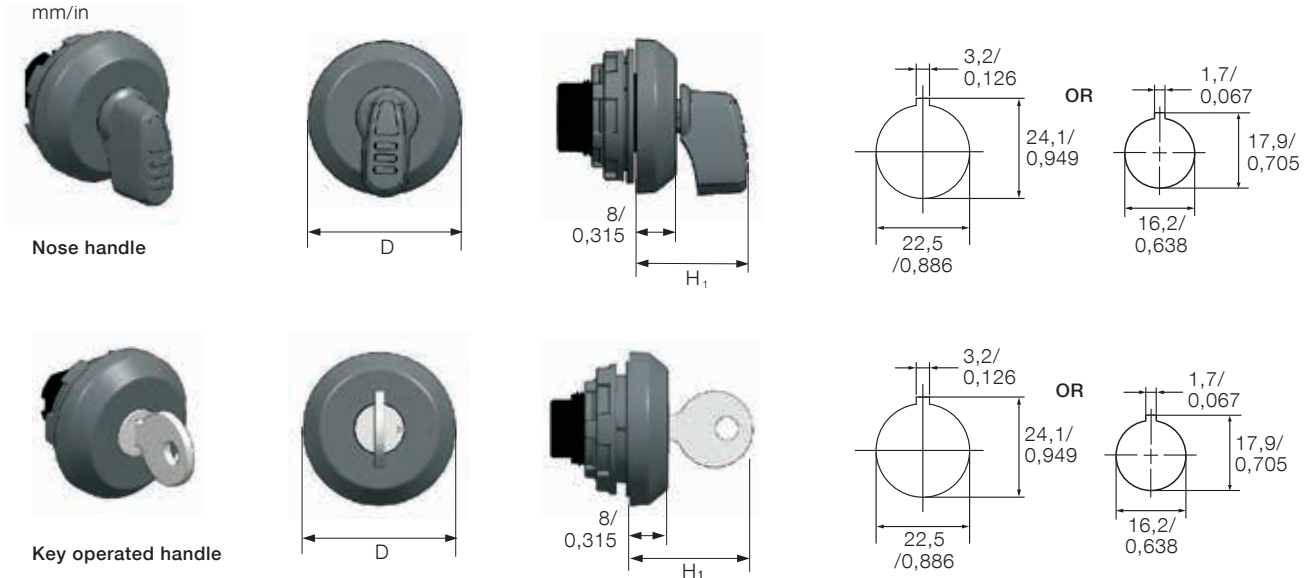
** Option for position 3 in order code



Dimension drawings

Handles, OC10

Round front ring*

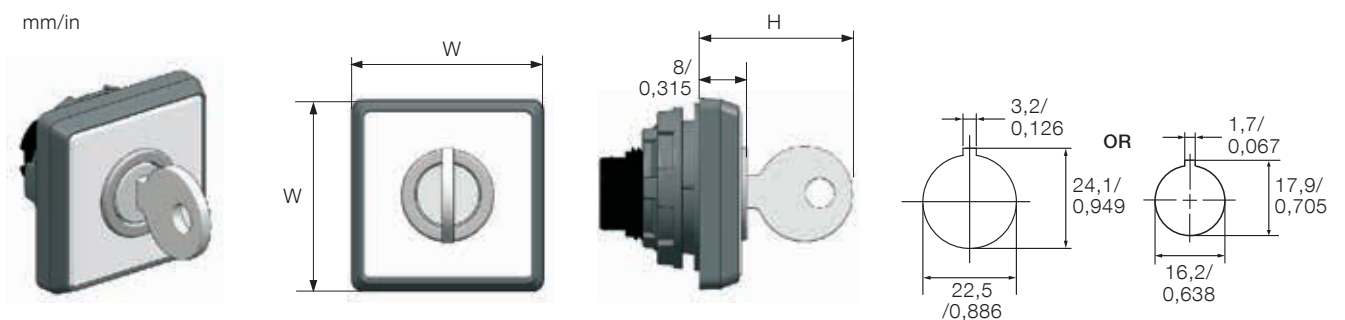


| Handle type, suitable for OC10 | Option** | Protection degree | Size [mm/in] | |
|--------------------------------|----------|-------------------|----------------|---------|
| | | | H ₁ | D |
| Nose handle | PX | IP66 | 22/0,866 | 32/1,26 |
| Key operated handle | KX | IP54 | 31/1,22 | 32/1,26 |

* OC10 snap-on handles are always equipped with a fixing ring, which enables the switch to be mounted to the 22.5 mm door drilling.

** Option for position 3 in order code

Snap-on key operated*



| Handle type, suitable for OC10 | Option** | Protection degree | Size [mm/in] | |
|--------------------------------|----------|-------------------|--------------|---------|
| | | | W | H |
| Key operated handle | KN | IP54 | 32/1,26 | 31/1,22 |

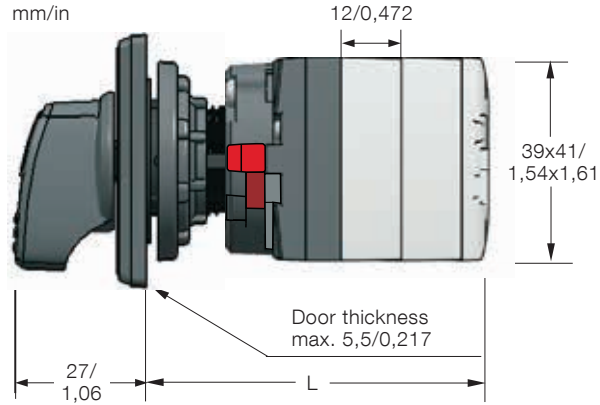
* OC10 snap-on handles are always equipped with a fixing ring, which enables the switch to be mounted to the 22.5 mm door drilling.

** Option for position 3 in order code

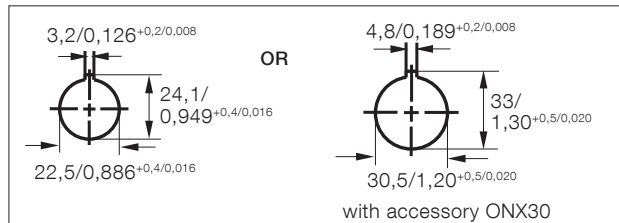
Dimension drawings

Rotary cam switches, OC25

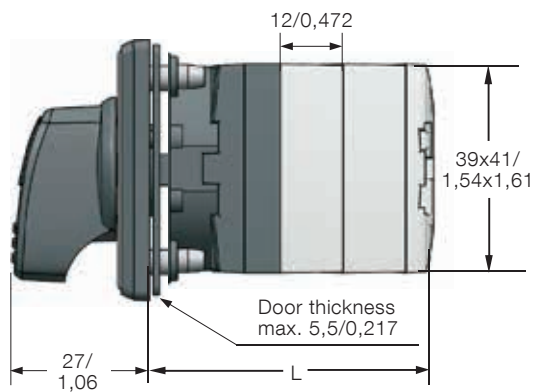
Door mounting



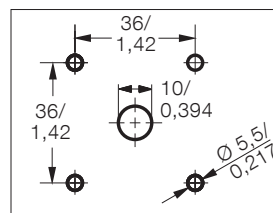
Snap-on mounting, IP66



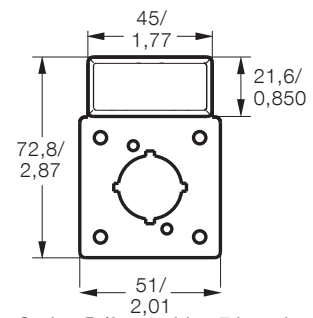
Door drilling, snap-on mounting



Screw mounting type, IP66



Door drilling, screw mounting



Option P (for position 7 in order code)

| | Option** | Length L [mm/in] for number of contact chambers (two contacts / contact chamber) | | | | | | | | | | | |
|------------------|----------------|--|------|------|------|------|------|------|------|------|------|------|------|
| | | 1 | 2 | 3 | 4 | 5 | 6 | 7 | 8 | 9 | 10 | 11 | 12 |
| Snap-on mounting | PN, KN, PX, KX | 56/ | 68/ | 80/ | 92/ | 104/ | 116/ | 128/ | 140/ | 152/ | 164/ | 176/ | 188/ |
| | | 2,20 | 2,68 | 3,15 | 3,62 | 4,09 | 4,57 | 5,04 | 5,51 | 5,98 | 6,46 | 6,93 | 7,40 |
| Screw mounting | RN | 44/ | 56/ | 68/ | 80/ | 92/ | 104/ | 116/ | 128/ | 140/ | 152/ | 164/ | 176/ |
| | | 1,73 | 2,20 | 2,68 | 3,15 | 3,62 | 4,09 | 4,57 | 5,04 | 5,51 | 5,98 | 6,46 | 6,93 |

** Option for position 3 in order code

Dimension drawings

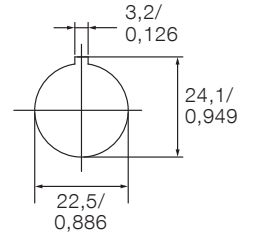
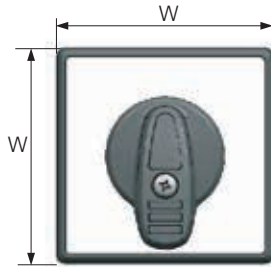
Handles, OC25

Snap-on mounting

mm/in



Nose handle



| Handle type, suitable for OC25 | Option** | Protection degree | Size [mm/in] | |
|------------------------------------|------------|----------------------|--------------|---------|
| | | | W | H |
| Nose handle | PN, BN, DN | IP66 | 51/2,01 | 27/1,06 |
| Nose handle, large front plate | PM, BM, DM | IP66 | 66/2,60 | 30/1,18 |
| Extended handle | PE, BE, DE | IP66 | 51/2,01 | 27/1,06 |
| Extended handle, large front plate | PF, BF, DF | IP66 | 66/2,60 | 31/1,22 |

** Option for position 3 in order code



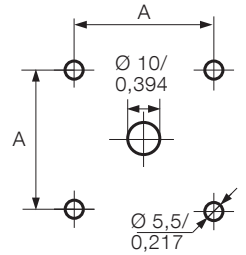

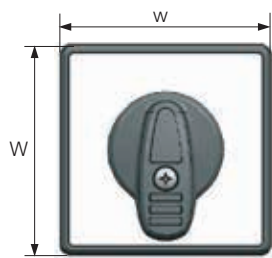
Extended handle

Screw mounting

mm/in



Nose handle



| Handle type, suitable for OC25 | Option** | Protection degree | Size [mm/in] | |
|------------------------------------|----------|----------------------|--------------|---------|
| | | | W | H |
| Nose handle | RN | IP66 | 51/2,01 | 27/1,06 |
| Nose handle, large front plate | RM | IP66 | 66/2,60 | 30/1,18 |
| Extended handle | RE | IP66 | 51/2,01 | 27/1,06 |
| Extended handle, large front plate | RF, CF | IP66 | 66/2,60 | 31/1,22 |

** Option for position 3 in order code




Extended handle

Dimension drawings

Handles, OC25

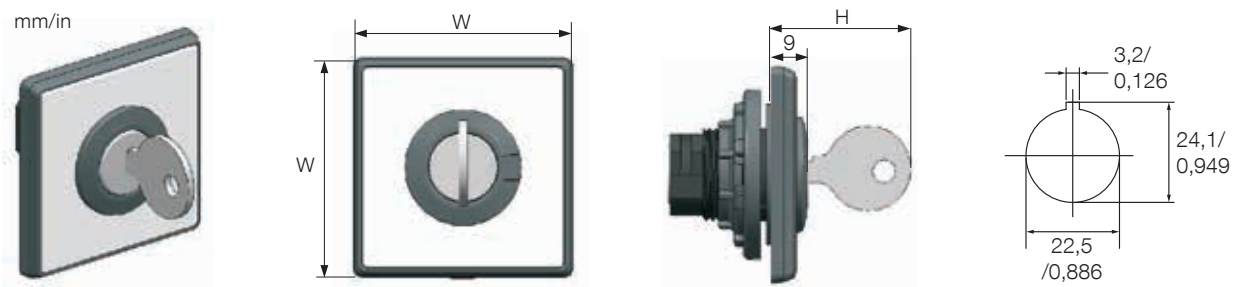
Round front ring, snap-on mounted



| Handle type, suitable for OC25 | Option** | Protection degree | Size [mm/in] | |
|-----------------------------------|----------|----------------------|----------------|----------|
| | | | H ₁ | D |
| Nose handle | PX | IP66 | 27/1,06 | 39/ 1,54 |
| Key operated handle | KX | IP54 | 32/1,26 | 39/ 1,54 |

** Option for position 3 in order code

Snap-on key operated



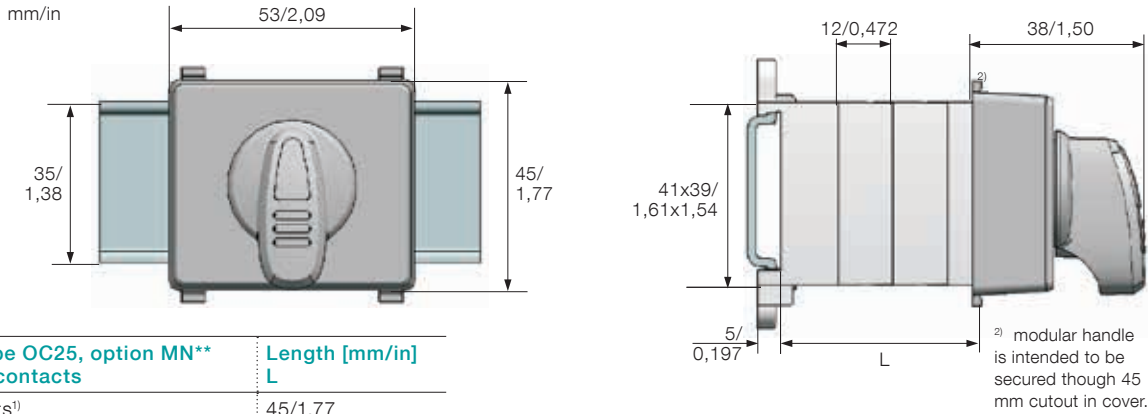
| Handle type, suitable for OC25 | Option** | Protection degree | Size [mm/in] | |
|---|----------|----------------------|--------------|---------|
| | | | W | H |
| Key operated handle | KN | IP54 | 51/2,01 | 32/1,26 |
| Key operated handle, large front plate | KM | IP54 | 66/2,60 | 32/1,26 |

** Option for position 3 in order code

Dimension drawings

Rotary cam switches, OC25

Modular type, mounting on DIN-rail

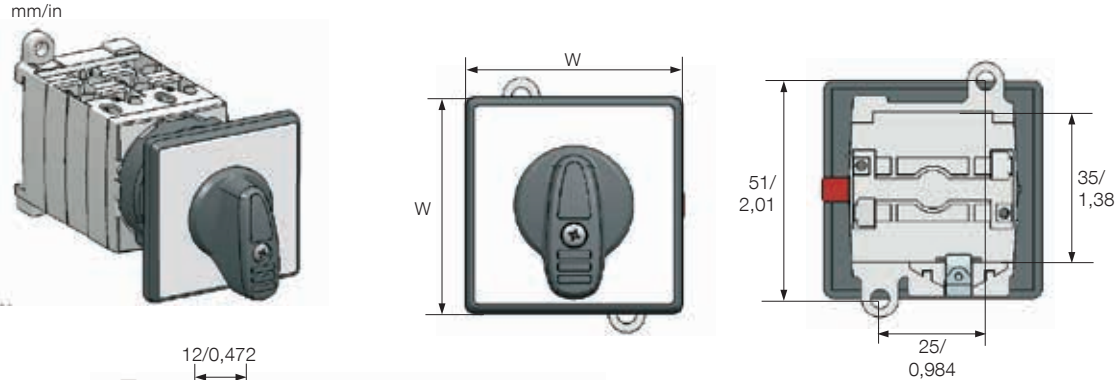


| Modular type OC25, option MN** Number of contacts | Length [mm/in] L |
|--|---------------------|
| 1...6 contacts ¹⁾ | 45/1,77 |
| 7...8 contacts | 57/2,24 |
| 9...10 contacts | 69/2,72 |
| 11...12 contacts | 81/3,19 |

¹⁾ If 6 contacts or less are used, the switch depth is consistent with other standard 45 mm components, such as miniature circuit breakers.

** Option for position 3 in order code

Base mounting with direct snap-on handle



| Handle type, suitable for OC25, IP66 | Option** | Size [mm/in] | |
|--|----------|--------------|---------|
| | | W | H |
| Direct, snap-on handles | | | |
| Nose handle | DN | 51/2,01 | 27/1,06 |
| Nose handle, large front plate | DM | 66/2,60 | 30/1,18 |
| Extended handle | DE | 51/2,01 | 27/1,06 |
| Extended handle, large front plate | DF | 66/2,60 | 31/1,22 |
| Nose handle, padlockable | D1 | 51/2,01 | 34/1,34 |
| Extended handle, padlockable, large front plate | D2 | 66/2,60 | 46/1,81 |

** Option for position 3 in order code

Length L [mm/in] for number of contact chambers (two contacts / contact chamber)

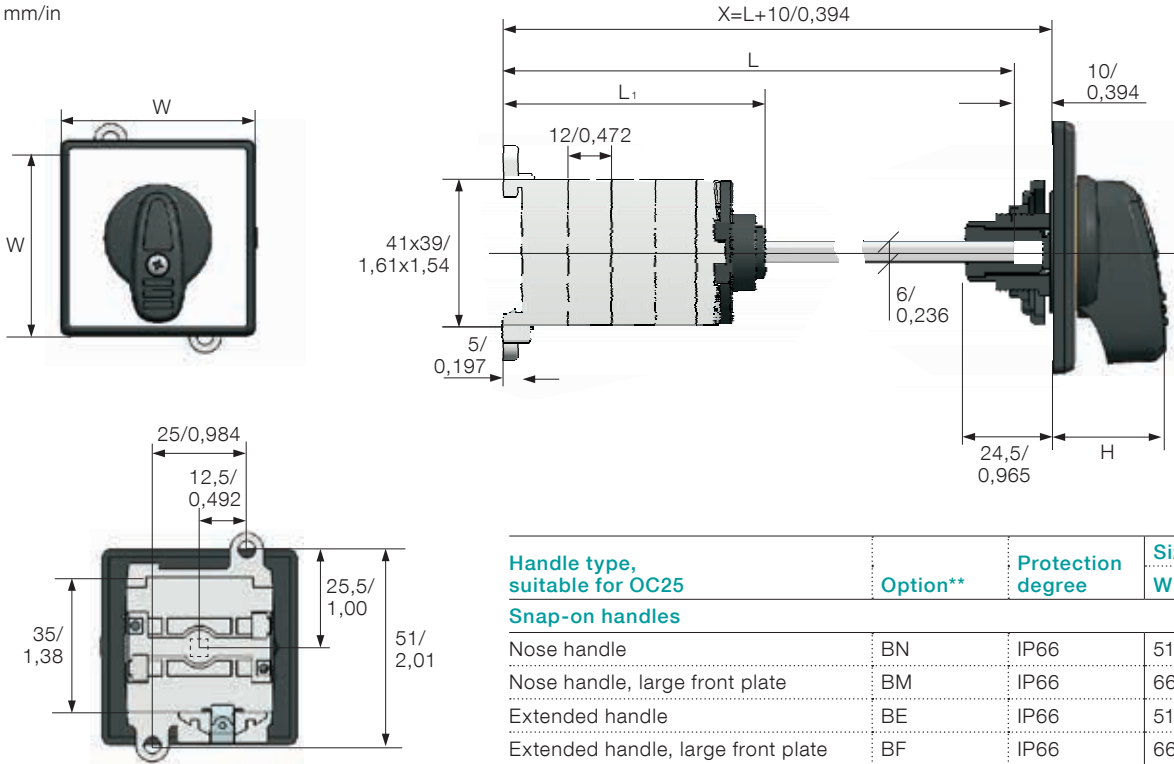
| 1 | 2 | 3 | 4 | 5 | 6 | 7 | 8 | 9 | 10 | 11 | 12 |
|---------|---------|---------|---------|----------|----------|----------|----------|----------|----------|----------|----------|
| 62/2,44 | 74/2,91 | 86/3,39 | 96/3,78 | 110/4,33 | 122/4,80 | 134/5,28 | 146/5,75 | 158/6,22 | 170/6,69 | 182/7,17 | 194/7,64 |

Dimension drawings

Rotary cam switches, OC25

Base mounting with normal shaft and snap-on handle

mm/in



| Handle type, suitable for OC25 | Option** | Protection degree | Size [mm/in] | |
|--|----------|----------------------|--------------|---------|
| | | | W | H |
| Snap-on handles | | | | |
| Nose handle | BN | IP66 | 51/2,01 | 27/1,06 |
| Nose handle, large front plate | BM | IP66 | 66/2,60 | 30/1,18 |
| Extended handle | BE | IP66 | 51/2,01 | 27/1,06 |
| Extended handle, large front plate | BF | IP66 | 66/2,60 | 31/1,22 |
| Nose handle, padlockable | B1 | IP66 | 51/2,01 | 34/1,34 |
| Extended handle, padlockable, large front plate | B2 | IP66 | 66/2,60 | 46/1,81 |
| Round padlockable handle | B3 | IP67 | 66/2,60 | 35/1,38 |

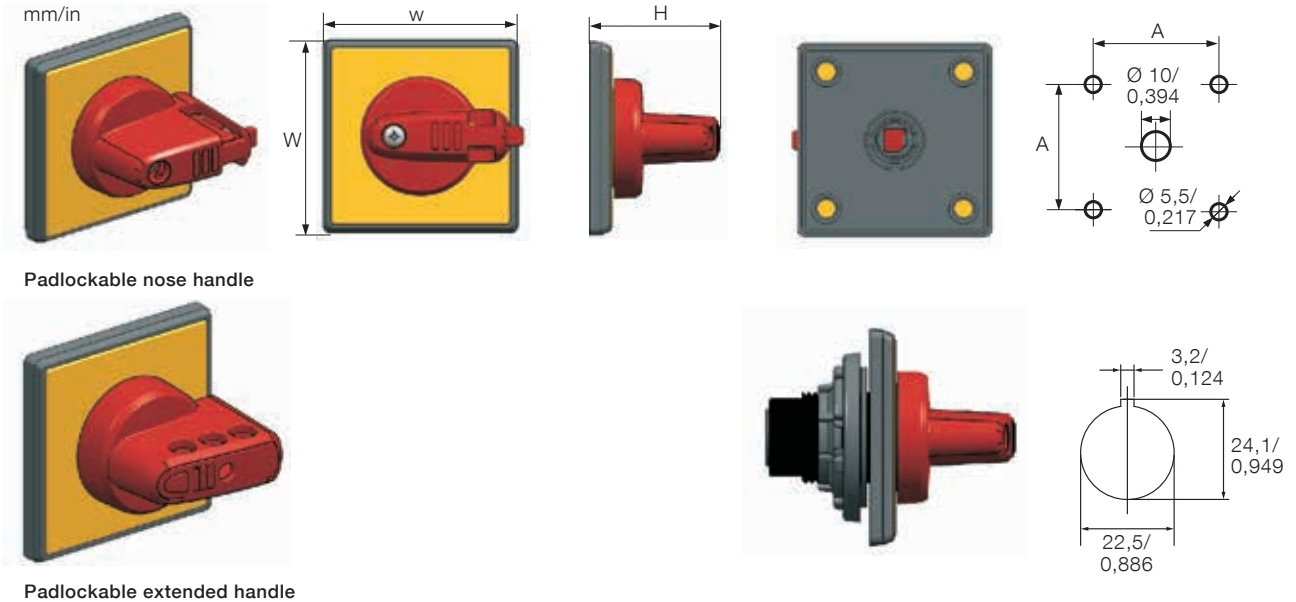
** Option for position 3 in order code

| | Number of contact chambers / shaft length (example) 220 mm (two contacts / contact chamber) | | | | | | | | | | | |
|------------|---|-----------|-----------|-----------|-----------|------------|------------|------------|------------|------------|------------|------------|
| | 1 | 2 | 3 | 4 | 5 | 6 | 7 | 8 | 9 | 10 | 11 | 12 |
| X [mm/in] | 268/10,6 | 280/11,0 | 292/11,5 | 304/12,0 | 316/12,4 | 328/12,9 | 340/13,4 | 352/13,9 | 364/14,3 | 376/14,8 | 388/15,3 | 400/15,7 |
| L [mm/in] | 258/10,2 | 270/10,6 | 282/11,1 | 294/11,6 | 306/12,0 | 318/12,5 | 330/13,0 | 342/13,5 | 354/13,9 | 366/14,4 | 378/14,9 | 390/15,3 |
| L1 [mm/in] | 48,5/1,91 | 60,5/2,38 | 72,5/2,85 | 84,5/3,33 | 96,5/3,80 | 108,5/4,27 | 120,5/4,74 | 132,5/5,22 | 144,5/5,69 | 156,5/6,16 | 168,5/6,63 | 180,5/7,11 |

Dimension drawings

Lockable handles, OC25

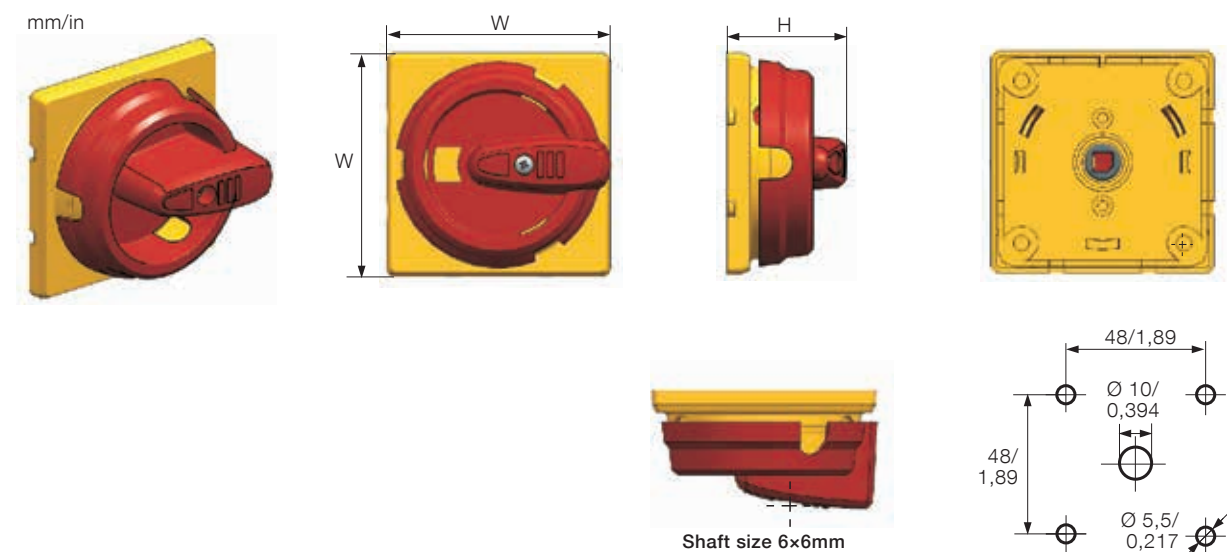
Padlockable



| Handle type, suitable for OC25 | Option** | Protection degree | Size [mm/in] | | |
|---|----------------|----------------------|--------------|---------|---------|
| | | | W | H | A |
| Padlockable nose handle snap-on mounted | P1, B1, D1 | IP66 | 51/2,01 | 34/1,34 | |
| Padlockable nose handle screw mounted | R1 | IP66 | 51/2,01 | 34/1,34 | 36/1,42 |
| Padlockable extended handle snap-on mounted | P2, B2, D2, C2 | IP66 | 66/2,60 | 46/1,81 | |
| Padlockable extended handle screw mounted | R2 | IP66 | 66/2,60 | 46/1,81 | 48/1,89 |

** Option for position 3 in order code

Round padlockable screw mounted



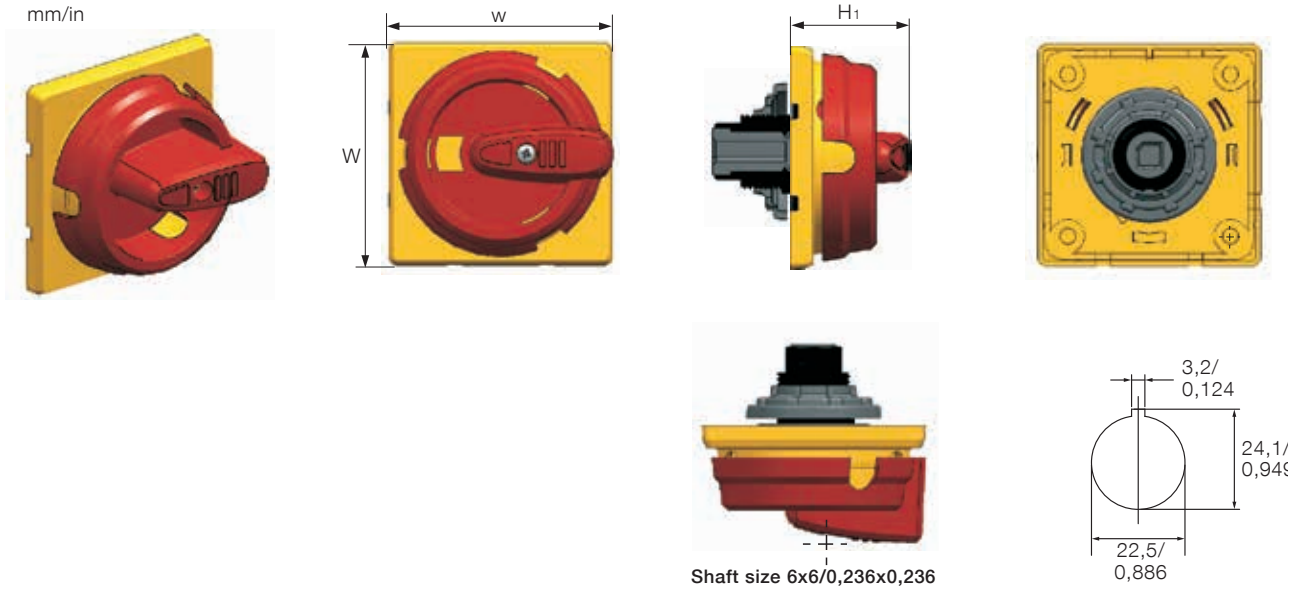
| Handle type, suitable for OC25 | Option** | Protection degree | Size [mm/in] | |
|-----------------------------------|----------|----------------------|--------------|---------|
| | | | W | H |
| Round padlockable handle | R3 | IP67 | 66/2,60 | 35/1,38 |

** Option for position 3 in order code

Dimension drawings

Lockable handles, OC25

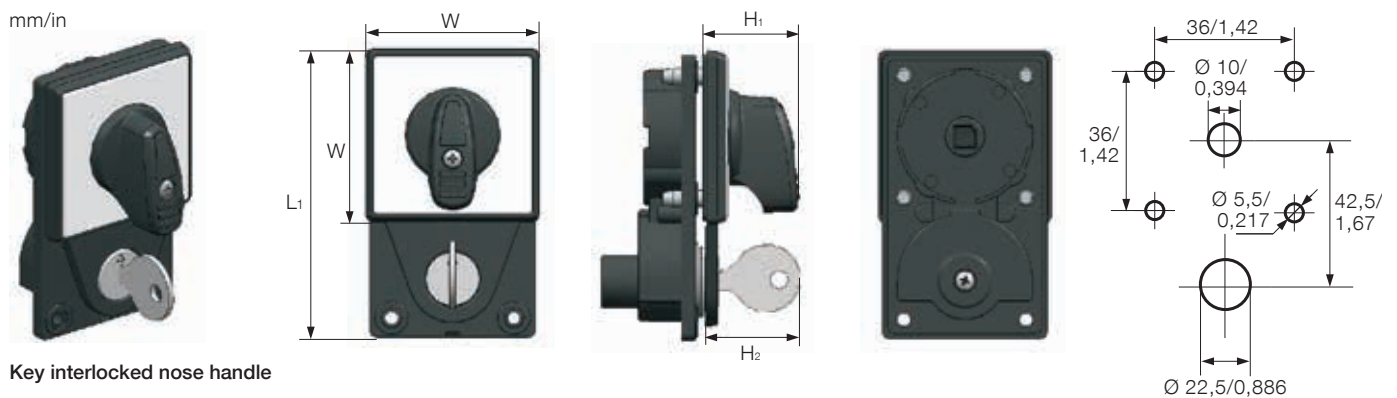
Round padlockable handle, snap-on mounted



| Handle type, suitable for OC25 | Option** | Protection degree | Size [mm/in] | |
|-----------------------------------|----------|----------------------|--------------|----------------|
| | | | W | H ₁ |
| Round padlockable handle | P3, B3 | IP67 | 66/2,60 | 35/1,38 |

** Option for position 3 in order code

Key interlocked handle, screw mounted



Key interlocked nose handle

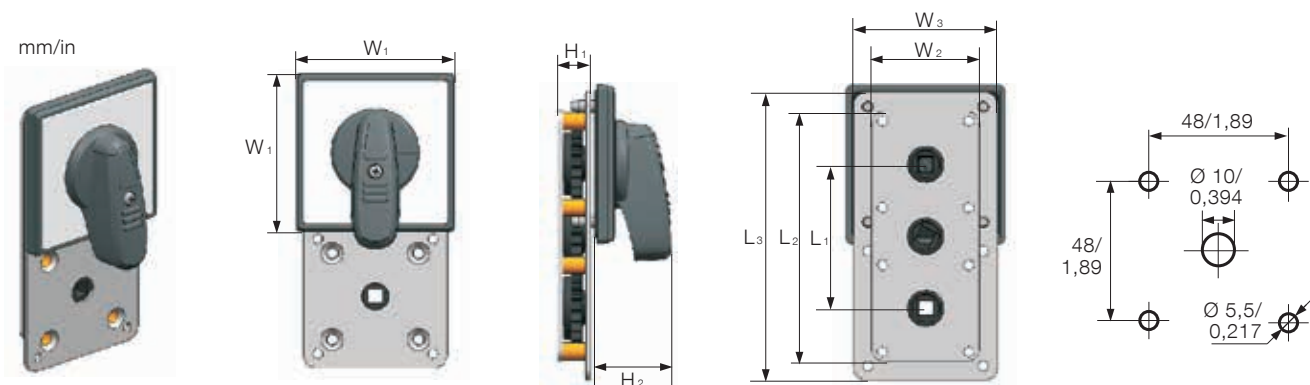
| Handle type, suitable for OC25 | Option** | Protection degree | Size [mm/in] | | | |
|---|----------|----------------------|--------------|----------------|----------------|----------------|
| | | | W | L ₁ | H ₁ | H ₂ |
| Key interlocked handle | QN | IP65 | 51/2,01 | 85/3,35 | 28/1,10 | 27/1,06 |
| Key interlocked handle, large front plate | QM | IP65 | 66/2,60 | 93/3,66 | 32/1,26 | 27/1,06 |

** Option for position 3 in order code

Dimension drawings

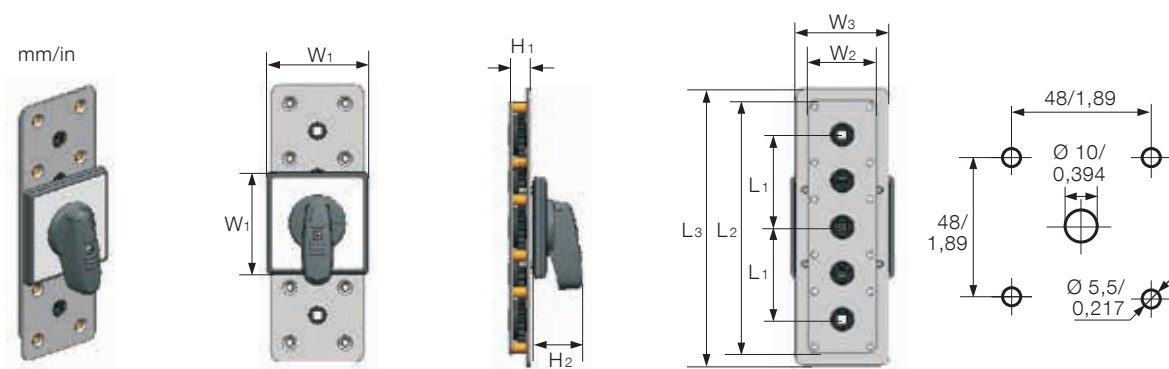
Gang drive handles, OC25

Double gang (Tandem) drive



| Type | Size [mm/in] | | | | | | | |
|--------------------------|----------------|----------------|----------------|----------------|----------------|----------------|----------------|----------------|
| | W ₁ | W ₂ | W ₃ | L ₁ | L ₂ | L ₃ | H ₁ | H ₂ |
| Double gang drive handle | 66/2,60 | 45/1,77 | 60/2,36 | 60/2,36 | 104/4,09 | 120/4,72 | 13,5/0,532 | 31/1,22 |

Triple gang drive



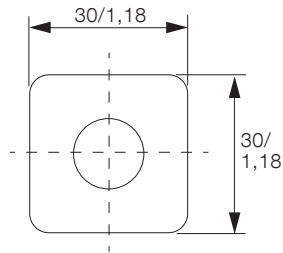
| Type | Size [mm/in] | | | | | | | |
|--------------------------|----------------|----------------|----------------|----------------|----------------|----------------|----------------|----------------|
| | W ₁ | W ₂ | W ₃ | L ₁ | L ₂ | L ₃ | H ₁ | H ₂ |
| Triple gang drive handle | 66/2,60 | 45/1,77 | 60/2,36 | 60/2,36 | 164/6,46 | 180/7,09 | 13,5/0,532 | 31/1,22 |

Dimension drawings

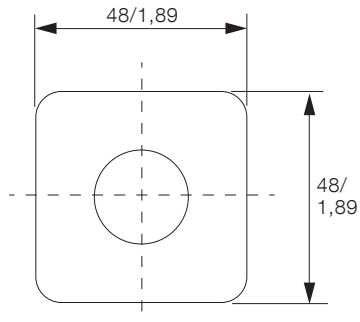
Front plates, OC10...25

Front plates

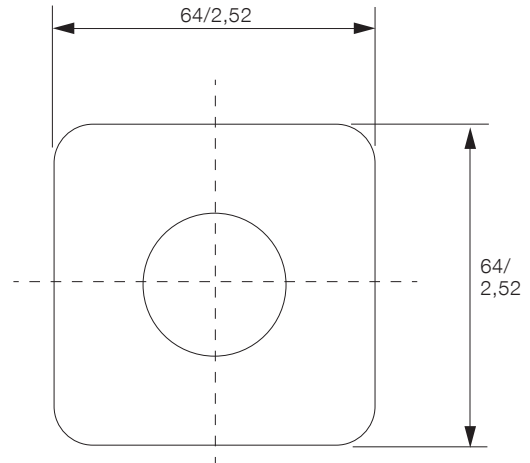
mm/in



OC10: 30x30/1,18x1,18



OC25: 4x48/1,89x1,89



OC25: 64x64/2,52x2,52

ABB customized cam switch order form

Or visit our easy online configuration tool at <https://camweb2.com>

| | |
|--|----------------------------|
| Company: | Contact name: |
| Phone number: | Customer reference: |
| Quantity: | Date: |
| Typecode (to be provided by ABB): | |

Technical specification

Current rating(I_{tr}): 10 A 25 A

Configuration information

| | | | |
|-----------------------------|-------------------------------------|--------------------------|--|
| Switch mounting: | Door mounted | Base mounted (25 A only) | Base mounted w/ shaft (25 A only) |
| Handle mounting: | Snap-on | | Screw mounted |
| Handle type: | Nose handle | | Extended nose handle (25 A only) |
| | Nose-padlockable (25 A only) | | Extended nose padlockable (25 A only) |
| | Key-interlock (25 A and screw only) | | Key-operated (snap-on only) |
| | Round front ring | | Round front ring with key |
| | Round padlockable (25 A only) | | Modular – 45mm standard (base mounted only) |
| Handle colour: | Black | Gray | Red (padlockable only) Red-yellow (padlockable only) |
| Front plate options: | Additional legend plate | | Larger front plate – 66 mm (25 A only) |



Index

| Type | Order number | Description | Page |
|--------------------|-----------------|--------------------|------|
| OC10G01KNBN00NA01 | 1SCA126466R1001 | ON - OFF switch | 16 |
| OC10G01KNBN00NA1 | 1SCA126420R1001 | ON - OFF switch | 15 |
| OC10G01PNBN00NA01 | 1SCA126467R1001 | ON - OFF switch | 16 |
| OC10G01PNBN00NA1 | 1SCA126421R1001 | ON - OFF switch | 14 |
| OC10G01PNBN00NB01 | 1SCA135569R1001 | ON - OFF switch | 16 |
| OC10G01PNBN00NB1 | 1SCA134986R1001 | ON - OFF switch | 14 |
| OC10G01RNBN00NB01 | 1SCA135571R1001 | ON - OFF switch | 16 |
| OC10G02KNBN00NU1 | 1SCA126486R1001 | Change-over switch | 17 |
| OC10G02PNBN00NA02 | 1SCA126468R1001 | ON - OFF switch | 16 |
| OC10G02PNBN00NA2 | 1SCA126423R1001 | ON - OFF switch | 14 |
| OC10G02PNBN00NB02 | 1SCA135578R1001 | ON - OFF switch | 16 |
| OC10G02PNBN00NB2 | 1SCA134993R1001 | ON - OFF switch | 14 |
| OC10G02PNBN00NSA2 | 1SCA126635R1001 | Stop switch | 29 |
| OC10G02PNBN00NSE15 | 1SCA126632R1001 | Pumpstart switch | 29 |
| OC10G02PNBN00NSE2 | 1SCA126643R1001 | Start switch | 29 |
| OC10G02PNBN00NSEA0 | 1SCA126638R1001 | Start switch | 29 |
| OC10G02PNBN00NSO21 | 1SCA126551R1001 | Multistep switch | 21 |
| OC10G02PNBN00NU1 | 1SCA126487R1001 | Change-over switch | 17 |
| OC10G02PNBN00NURR1 | 1SCA126509R1001 | Change-over switch | 18 |
| OC10G02PNBN00NWC1 | 1SCA126537R1001 | Change-over switch | 19 |
| OC10G02PNBN00NWS1 | 1SCA126517R1001 | Change-over switch | 18 |
| OC10G02RNBN00NB02 | 1SCA135579R1001 | ON - OFF switch | 16 |
| OC10G03KNBN00NA03 | 1SCA126469R1001 | ON - OFF switch | 16 |
| OC10G03KNBN00NA3 | 1SCA126425R1001 | ON - OFF switch | 15 |
| OC10G03PNBN00NA03 | 1SCA126470R1001 | ON - OFF switch | 16 |
| OC10G03PNBN00NA3 | 1SCA126426R1001 | ON - OFF switch | 14 |
| OC10G03PNBN00NB03 | 1SCA135582R1001 | ON - OFF switch | 16 |
| OC10G03PNBN00NB3 | 1SCA134996R1001 | ON - OFF switch | 14 |
| OC10G03PNBN00NSO31 | 1SCA126564R1001 | Multistep switch | 22 |
| OC10G03PNBN00NST31 | 1SCA126575R1001 | Multistep switch | 22 |
| OC10G04PNBN00NA04 | 1SCA126471R1001 | ON - OFF switch | 16 |
| OC10G04PNBN00NA4 | 1SCA126427R1001 | ON - OFF switch | 14 |
| OC10G04PNBN00NB04 | 1SCA135585R1001 | ON - OFF switch | 16 |
| OC10G04PNBN00NB4 | 1SCA135000R1001 | ON - OFF switch | 14 |
| OC10G04PNBN00NSO22 | 1SCA126552R1001 | Multistep switch | 21 |
| OC10G04PNBN00NSO41 | 1SCA126586R1001 | Multistep switch | 23 |
| OC10G04PNBN00NST30 | 1SCA126625R1001 | Ventilation switch | 28 |
| OC10G04PNBN00NST41 | 1SCA126592R1001 | Multistep switch | 23 |
| OC10G04PNBN00NU2 | 1SCA126488R1001 | Change-over switch | 17 |
| OC10G04PNBN00NV3 | 1SCA126650R1001 | Voltmeter switch | 30 |
| OC10G04PNBN00NVN3 | 1SCA126647R1001 | Voltmeter switch | 30 |
| OC10G04PNBN00NWC2 | 1SCA126538R1001 | Change-over switch | 19 |
| OC10G04PNBN00NWS2 | 1SCA126518R1001 | Change-over switch | 18 |
| OC10G04RNBN00NB04 | 1SCA135586R1001 | ON - OFF switch | 16 |
| OC10G05PNBN00NA05 | 1SCA126472R1001 | ON - OFF switch | 16 |
| OC10G05PNBN00NA5 | 1SCA126428R1001 | ON - OFF switch | 14 |
| OC10G05PNBN00NB05 | 1SCA135588R1001 | ON - OFF switch | 16 |
| OC10G05PNBN00NB5 | 1SCA135003R1001 | ON - OFF switch | 14 |
| OC10G05PNBN00NSO51 | 1SCA126600R1001 | Multistep switch | 24 |
| OC10G05PNBN00NST51 | 1SCA126604R1001 | Multistep switch | 24 |
| OC10G06KNBN00NU3 | 1SCA126489R1001 | Change-over switch | 17 |
| OC10G06PNBN00NA06 | 1SCA126473R1001 | ON - OFF switch | 16 |

| Type | Order number | Description | Page |
|--------------------|-----------------|---|------|
| OC10G06PNBN00NA6 | 1SCA126429R1001 | ON - OFF switch | 14 |
| OC10G06PNBN00NAU31 | 1SCA126665R1001 | Ammeter switch | 32 |
| OC10G06PNBN00NB06 | 1SCA135590R1001 | ON - OFF switch | 16 |
| OC10G06PNBN00NB6 | 1SCA135005R1001 | ON - OFF switch | 14 |
| OC10G06PNBN00NSO23 | 1SCA126553R1001 | Multistep switch | 21 |
| OC10G06PNBN00NSO32 | 1SCA126565R1001 | Multistep switch | 22 |
| OC10G06PNBN00NST32 | 1SCA126576R1001 | Multistep switch | 22 |
| OC10G06PNBN00NU3 | 1SCA126490R1001 | Change-over switch | 17 |
| OC10G06PNBN00NURR3 | 1SCA126510R1001 | Change-over switch | 18 |
| OC10G06PNBN00NV30 | 1SCA126658R1001 | Voltmeter switch | 31 |
| OC10G06PNBN00NVN30 | 1SCA126655R1001 | Voltmeter switch | 30 |
| OC10G06PNBN00NWC3 | 1SCA126539R1001 | Change-over switch | 19 |
| OC10G06PNBN00NWS3 | 1SCA126519R1001 | Change-over switch | 18 |
| OC10G08PNBN00NSO24 | 1SCA126554R1001 | Multistep switch | 21 |
| OC10G08PNBN00NSO42 | 1SCA126587R1001 | Multistep switch | 23 |
| OC10G08PNBN00NST42 | 1SCA126593R1001 | Multistep switch | 23 |
| OC10G08PNBN00NU4 | 1SCA126491R1001 | Change-over switch | 17 |
| OC10G08PNBN00NV32 | 1SCA126663R1001 | Voltmeter switch | 31 |
| OC10G08PNBN00NWC4 | 1SCA126540R1001 | Change-over switch | 19 |
| OC10G08PNBN00NWS4 | 1SCA126520R1001 | Change-over switch | 18 |
| OC10G09PNBN00NSO33 | 1SCA126566R1001 | Multistep switch | 22 |
| OC10G09PNBN00NST33 | 1SCA126577R1001 | Multistep switch | 22 |
| OC10G10PNBN00NSO52 | 1SCA126601R1001 | Multistep switch | 24 |
| OC10G10PNBN00NST52 | 1SCA126605R1001 | Multistep switch | 24 |
| OC10G12PNBN00NSO34 | 1SCA126567R1001 | Multistep switch | 22 |
| OC10G12PNBN00NSO43 | 1SCA126588R1001 | Multistep switch | 23 |
| OC10G12PNBN00NST34 | 1SCA126578R1001 | Multistep switch | 22 |
| OC10G12PNBN00NST43 | 1SCA126594R1001 | Multistep switch | 23 |
| OC10GFP32S | 1SCA126709R1001 | Front plate | 38 |
| OC10GLP32B | 1SCA126714R1001 | Additional lettering plate | 38 |
| OC10GLP32G | 1SCA126715R1001 | Additional lettering plate | 38 |
| OC10GNUT | 1SCA137931R1001 | Spare Snap-on mounting nut | 39 |
| OC10GPNB | 1SCA126687R1001 | Handle | 34 |
| OC10GPNG | 1SCA126684R1001 | Handle | 34 |
| OC10GPXB | 1SCA126685R1001 | Handle | 35 |
| OC10GPXG | 1SCA126686R1001 | Handle | 35 |
| OC10GR455 | 1SCA126722R1001 | Spare key | 39 |
| OC10GRIP32 | 1SCA137944R1001 | Spare IP protection sheet for screw mounted handle | 39 |
| OC10GRNB | 1SCA126688R1001 | Handle | 36 |
| OC10GRNG | 1SCA126689R1001 | Handle | 36 |
| OC25G01KNBN00NA01 | 1SCA126474R1001 | ON - OFF switch | 16 |
| OC25G01KNBN00NA1 | 1SCA126430R1001 | ON - OFF switch | 15 |
| OC25G01KNBN00NB1 | 1SCA134989R1001 | ON - OFF switch | 15 |
| OC25G01KXBN00NA1 | 1SCA126431R1001 | ON - OFF switch | 15 |
| OC25G01MMNGN00NA01 | 1SCA126475R1001 | ON - OFF switch | 16 |
| OC25G01MMNGN00NA1 | 1SCA126432R1001 | ON - OFF switch | 15 |
| OC25G01PNBN00NA01 | 1SCA126476R1001 | ON - OFF switch | 16 |
| OC25G01PNBN00NA1 | 1SCA126433R1001 | ON - OFF switch | 14 |
| OC25G01PNBN00NB01 | 1SCA135572R1001 | ON - OFF switch | 16 |
| OC25G01PNBN00NB1 | 1SCA134987R1001 | ON - OFF switch | 14 |

| Type | Order number | Description | Page |
|--------------------|-----------------|--------------------|------|
| OC25G01PXB00NA1 | 1SCA126435R1001 | ON - OFF switch | 15 |
| OC25G01RNB00NA1 | 1SCA126436R1001 | ON - OFF switch | 15 |
| OC25G01RNB00NB01 | 1SCA135575R1001 | ON - OFF switch | 16 |
| OC25G01RNB00NB1 | 1SCA134988R1001 | ON - OFF switch | 15 |
| OC25G02KBN00NU1 | 1SCA126492R1001 | Change-over switch | 17 |
| OC25G02KXB00NA2 | 1SCA126437R1001 | ON - OFF switch | 15 |
| OC25G02MNGN00NA02 | 1SCA126477R1001 | ON - OFF switch | 16 |
| OC25G02MNGN00NA2 | 1SCA126439R1001 | ON - OFF switch | 15 |
| OC25G02MNGN00NSE15 | 1SCA126633R1001 | Pumpstart switch | 29 |
| OC25G02MNGN00NSEA0 | 1SCA126639R1001 | Start switch | 29 |
| OC25G02MNGN00NSO21 | 1SCA126555R1001 | Multistep switch | 21 |
| OC25G02MNGN00NU1 | 1SCA126493R1001 | Change-over switch | 17 |
| OC25G02MNGN00NURR1 | 1SCA126511R1001 | Change-over switch | 18 |
| OC25G02MNGN00NWS1 | 1SCA126521R1001 | Change-over switch | 18 |
| OC25G02PNBN00NA02 | 1SCA126478R1001 | ON - OFF switch | 16 |
| OC25G02PNBN00NA2 | 1SCA126440R1001 | ON - OFF switch | 14 |
| OC25G02PNBN00NB02 | 1SCA135580R1001 | ON - OFF switch | 16 |
| OC25G02PNBN00NB2 | 1SCA134994R1001 | ON - OFF switch | 14 |
| OC25G02PNBN00NSA2 | 1SCA126636R1001 | Stop switch | 29 |
| OC25G02PNBN00NSE15 | 1SCA126634R1001 | Pumpstart switch | 29 |
| OC25G02PNBN00NSE2 | 1SCA126644R1001 | Start switch | 29 |
| OC25G02PNBN00NSEA0 | 1SCA126640R1001 | Start switch | 29 |
| OC25G02PNBN00NSEA1 | 1SCA126637R1001 | Start switch | 29 |
| OC25G02PNBN00NSO21 | 1SCA126556R1001 | Multistep switch | 21 |
| OC25G02PNBN00NU1 | 1SCA126494R1001 | Change-over switch | 17 |
| OC25G02PNBN00NURR1 | 1SCA126512R1001 | Change-over switch | 18 |
| OC25G02PNBN00NWC1 | 1SCA126541R1001 | Change-over switch | 19 |
| OC25G02PNBN00NWS1 | 1SCA126522R1001 | Change-over switch | 18 |
| OC25G02PXB00NA2 | 1SCA126441R1001 | ON - OFF switch | 15 |
| OC25G02PXB00NSEA0 | 1SCA126641R1001 | Start switch | 29 |
| OC25G02PXB00NSO21 | 1SCA126557R1001 | Multistep switch | 21 |
| OC25G02PXB00NU1 | 1SCA126495R1001 | Change-over switch | 17 |
| OC25G02PXB00NWS1 | 1SCA126523R1001 | Change-over switch | 18 |
| OC25G02RNB00NA2 | 1SCA126442R1001 | ON - OFF switch | 15 |
| OC25G02RNB00NB02 | 1SCA135581R1001 | ON - OFF switch | 16 |
| OC25G02RNB00NB2 | 1SCA134995R1001 | ON - OFF switch | 15 |
| OC25G02RNB00NSEA0 | 1SCA126642R1001 | Start switch | 29 |
| OC25G02RNB00NSO21 | 1SCA126558R1001 | Multistep switch | 21 |
| OC25G02RNB00NU1 | 1SCA126496R1001 | Change-over switch | 17 |
| OC25G02RNB00NWS1 | 1SCA126524R1001 | Change-over switch | 18 |
| OC25G03KBN00NA03 | 1SCA126479R1001 | ON - OFF switch | 16 |
| OC25G03KBN00NA3 | 1SCA126444R1001 | ON - OFF switch | 15 |
| OC25G03KBN00NB3 | 1SCA134997R1001 | ON - OFF switch | 15 |
| OC25G03KXB00NA3 | 1SCA126446R1001 | ON - OFF switch | 15 |
| OC25G03MNGN00NA03 | 1SCA126480R1001 | ON - OFF switch | 16 |
| OC25G03MNGN00NA3 | 1SCA126447R1001 | ON - OFF switch | 15 |
| OC25G03MNGN00NSO31 | 1SCA126568R1001 | Multistep switch | 22 |
| OC25G03MNGN00NST31 | 1SCA126579R1001 | Multistep switch | 22 |
| OC25G03MNGN00NUR13 | 1SCA126645R1001 | Start switch | 29 |
| OC25G03PNBN00NA03 | 1SCA126481R1001 | ON - OFF switch | 16 |
| OC25G03PNBN00NA3 | 1SCA126448R1001 | ON - OFF switch | 14 |
| OC25G03PNBN00NB03 | 1SCA135583R1001 | ON - OFF switch | 16 |
| OC25G03PNBN00NB070 | 1SCA126673R1001 | Binarycode switch | 33 |
| OC25G03PNBN00NB071 | 1SCA126674R1001 | Binarycode switch | 33 |
| OC25G03PNBN00NB3 | 1SCA134998R1001 | ON - OFF switch | 14 |
| OC25G03PNBN00NSO31 | 1SCA126569R1001 | Multistep switch | 22 |
| OC25G03PNBN00NST31 | 1SCA126580R1001 | Multistep switch | 22 |

| Type | Order number | Description | Page |
|--------------------|-----------------|--------------------|------|
| OC25G03PNBN00NUR13 | 1SCA126646R1001 | Start switch | 29 |
| OC25G03PXB00NA3 | 1SCA126450R1001 | ON - OFF switch | 15 |
| OC25G03PXB00NSO31 | 1SCA126570R1001 | Multistep switch | 22 |
| OC25G03PXB00NST31 | 1SCA126581R1001 | Multistep switch | 22 |
| OC25G03RNB00NA3 | 1SCA126451R1001 | ON - OFF switch | 15 |
| OC25G03RNB00NB03 | 1SCA135584R1001 | ON - OFF switch | 16 |
| OC25G03RNB00NB3 | 1SCA134999R1001 | ON - OFF switch | 15 |
| OC25G03RNB00NSO31 | 1SCA126571R1001 | Multistep switch | 22 |
| OC25G03RNB00NST31 | 1SCA126582R1001 | Multistep switch | 22 |
| OC25G04MNGN00NST30 | 1SCA126626R1001 | Ventilation switch | 28 |
| OC25G04MNGN00NU2 | 1SCA126497R1001 | Change-over switch | 17 |
| OC25G04MNGN00NV3 | 1SCA126651R1001 | Voltmeter switch | 30 |
| OC25G04MNGN00NVN3 | 1SCA126648R1001 | Voltmeter switch | 30 |
| OC25G04MNGN00NWS2 | 1SCA126525R1001 | Change-over switch | 18 |
| OC25G04PNBN00NA04 | 1SCA126482R1001 | ON - OFF switch | 16 |
| OC25G04PNBN00NA4 | 1SCA126452R1001 | ON - OFF switch | 14 |
| OC25G04PNBN00NB04 | 1SCA135587R1001 | ON - OFF switch | 16 |
| OC25G04PNBN00NB090 | 1SCA126675R1001 | Binarycode switch | 33 |
| OC25G04PNBN00NB091 | 1SCA126676R1001 | Binarycode switch | 33 |
| OC25G04PNBN00NB110 | 1SCA126677R1001 | Binarycode switch | 33 |
| OC25G04PNBN00NB4 | 1SCA135001R1001 | ON - OFF switch | 14 |
| OC25G04PNBN00NSO22 | 1SCA126559R1001 | Multistep switch | 21 |
| OC25G04PNBN00NSO41 | 1SCA126589R1001 | Multistep switch | 23 |
| OC25G04PNBN00NST30 | 1SCA126627R1001 | Ventilation switch | 28 |
| OC25G04PNBN00NST41 | 1SCA126595R1001 | Multistep switch | 23 |
| OC25G04PNBN00NU2 | 1SCA126498R1001 | Change-over switch | 17 |
| OC25G04PNBN00NURR2 | 1SCA126513R1001 | Change-over switch | 18 |
| OC25G04PNBN00NV3 | 1SCA126652R1001 | Voltmeter switch | 30 |
| OC25G04PNBN00NVN3 | 1SCA126649R1001 | Voltmeter switch | 30 |
| OC25G04PNBN00NW2 | 1SCA126628R1001 | Reversing switch | 28 |
| OC25G04PNBN00NWC2 | 1SCA126542R1001 | Change-over switch | 19 |
| OC25G04PNBN00NWS2 | 1SCA126526R1001 | Change-over switch | 18 |
| OC25G04PXB00NA4 | 1SCA126454R1001 | ON - OFF switch | 15 |
| OC25G04PXB00NSO22 | 1SCA126560R1001 | Multistep switch | 21 |
| OC25G04PXB00NST41 | 1SCA126596R1001 | Multistep switch | 23 |
| OC25G04PXB00NU2 | 1SCA126499R1001 | Change-over switch | 17 |
| OC25G04PXB00NURR2 | 1SCA126514R1001 | Change-over switch | 18 |
| OC25G04PXB00NV3 | 1SCA126653R1001 | Voltmeter switch | 30 |
| OC25G04PXB00NWS2 | 1SCA126527R1001 | Change-over switch | 18 |
| OC25G04RNB00NA4 | 1SCA126455R1001 | ON - OFF switch | 15 |
| OC25G04RNB00NB4 | 1SCA135002R1001 | ON - OFF switch | 15 |
| OC25G04RNB00NSO22 | 1SCA126561R1001 | Multistep switch | 21 |
| OC25G04RNB00NST41 | 1SCA126597R1001 | Multistep switch | 23 |
| OC25G04RNB00NU2 | 1SCA126500R1001 | Change-over switch | 17 |
| OC25G04RNB00NURR2 | 1SCA126515R1001 | Change-over switch | 18 |
| OC25G04RNB00NV3 | 1SCA126654R1001 | Voltmeter switch | 30 |
| OC25G04RNB00NWS2 | 1SCA126528R1001 | Change-over switch | 18 |
| OC25G05PNBN00NA05 | 1SCA126483R1001 | ON - OFF switch | 16 |
| OC25G05PNBN00NA5 | 1SCA126456R1001 | ON - OFF switch | 14 |
| OC25G05PNBN00NB05 | 1SCA135589R1001 | ON - OFF switch | 16 |
| OC25G05PNBN00NB5 | 1SCA135004R1001 | ON - OFF switch | 14 |
| OC25G05PNBN00NSO51 | 1SCA126602R1001 | Multistep switch | 24 |
| OC25G05PNBN00NST51 | 1SCA126606R1001 | Multistep switch | 24 |
| OC25G05PNBN00NW3 | 1SCA126629R1001 | Reversing switch | 28 |
| OC25G06KBN00NU3 | 1SCA126501R1001 | Change-over switch | 17 |
| OC25G06MNGN00NA06 | 1SCA126484R1001 | ON - OFF switch | 16 |
| OC25G06MNGN00NA6 | 1SCA126458R1001 | ON - OFF switch | 15 |

| Type | Order number | Description | Page |
|--------------------|-----------------|--------------------|------|
| OC25G06MNGN00NAU31 | 1SCA126668R1001 | Ammeter switch | 32 |
| OC25G06MNGN00NU3 | 1SCA126502R1001 | Change-over switch | 17 |
| OC25G06MNGN00NV30 | 1SCA126659R1001 | Voltmeter switch | 31 |
| OC25G06MNGN00NVN30 | 1SCA126656R1001 | Voltmeter switch | 30 |
| OC25G06MNGN00NWS3 | 1SCA126529R1001 | Change-over switch | 18 |
| OC25G06PNBN00NA06 | 1SCA126485R1001 | ON - OFF switch | 16 |
| OC25G06PNBN00NA6 | 1SCA126459R1001 | ON - OFF switch | 14 |
| OC25G06PNBN00NAU31 | 1SCA126667R1001 | Ammeter switch | 32 |
| OC25G06PNBN00NB06 | 1SCA135591R1001 | ON - OFF switch | 16 |
| OC25G06PNBN00NB072 | 1SCA126678R1001 | Binarycode switch | 33 |
| OC25G06PNBN00NB6 | 1SCA135006R1001 | ON - OFF switch | 14 |
| OC25G06PNBN00NSO23 | 1SCA126562R1001 | Multistep switch | 21 |
| OC25G06PNBN00NSO32 | 1SCA126572R1001 | Multistep switch | 22 |
| OC25G06PNBN00NSO61 | 1SCA126608R1001 | Multistep switch | 25 |
| OC25G06PNBN00NST32 | 1SCA126583R1001 | Multistep switch | 22 |
| OC25G06PNBN00NST61 | 1SCA126611R1001 | Multistep switch | 25 |
| OC25G06PNBN00NU3 | 1SCA126503R1001 | Change-over switch | 17 |
| OC25G06PNBN00NUC3 | 1SCA126545R1001 | Change-over switch | 19 |
| OC25G06PNBN00NURR3 | 1SCA126516R1001 | Change-over switch | 18 |
| OC25G06PNBN00NV30 | 1SCA126660R1001 | Voltmeter switch | 31 |
| OC25G06PNBN00NVN30 | 1SCA126657R1001 | Voltmeter switch | 30 |
| OC25G06PNBN00NWC3 | 1SCA126543R1001 | Change-over switch | 19 |
| OC25G06PNBN00NWS3 | 1SCA126530R1001 | Change-over switch | 18 |
| OC25G06PXB00NAU31 | 1SCA126668R1001 | Ammeter switch | 32 |
| OC25G06PXB00NU3 | 1SCA126504R1001 | Change-over switch | 17 |
| OC25G06PXB00NV30 | 1SCA126661R1001 | Voltmeter switch | 31 |
| OC25G06PXB00NWS3 | 1SCA126531R1001 | Change-over switch | 18 |
| OC25G06RNB00NAU31 | 1SCA126669R1001 | Ammeter switch | 32 |
| OC25G06RNB00NU3 | 1SCA126505R1001 | Change-over switch | 17 |
| OC25G06RNB00NV30 | 1SCA126662R1001 | Voltmeter switch | 31 |
| OC25G06RNB00NWS3 | 1SCA126532R1001 | Change-over switch | 18 |
| OC25G07PNBN00NSO71 | 1SCA126614R1001 | Multistep switch | 26 |
| OC25G07PNBN00NST71 | 1SCA126615R1001 | Multistep switch | 26 |
| OC25G08PNBN00NA8 | 1SCA126461R1001 | ON - OFF switch | 14 |
| OC25G08PNBN00NB092 | 1SCA126679R1001 | Binarycode switch | 33 |
| OC25G08PNBN00NB112 | 1SCA126680R1001 | Binarycode switch | 33 |
| OC25G08PNBN00NB8 | 1SCA135007R1001 | ON - OFF switch | 14 |
| OC25G08PNBN00NP12 | 1SCA126631R1001 | Pole-change switch | 28 |
| OC25G08PNBN00NSD | 1SCA126630R1001 | Star-delta switch | 28 |
| OC25G08PNBN00NSO24 | 1SCA126563R1001 | Multistep switch | 21 |
| OC25G08PNBN00NSO42 | 1SCA126590R1001 | Multistep switch | 23 |
| OC25G08PNBN00NSO81 | 1SCA126616R1001 | Multistep switch | 26 |
| OC25G08PNBN00NST42 | 1SCA126598R1001 | Multistep switch | 23 |
| OC25G08PNBN00NST81 | 1SCA126617R1001 | Multistep switch | 26 |
| OC25G08PNBN00NU4 | 1SCA126506R1001 | Change-over switch | 17 |
| OC25G08PNBN00NUC4 | 1SCA126546R1001 | Change-over switch | 19 |
| OC25G08PNBN00NV32 | 1SCA126664R1001 | Voltmeter switch | 31 |
| OC25G08PNBN00NWC4 | 1SCA126544R1001 | Change-over switch | 19 |
| OC25G08PNBN00NWS4 | 1SCA126533R1001 | Change-over switch | 18 |
| OC25G08PXB00NU4 | 1SCA126507R1001 | Change-over switch | 17 |
| OC25G08PXB00NWS4 | 1SCA126534R1001 | Change-over switch | 18 |
| OC25G08RNB00NU4 | 1SCA126508R1001 | Change-over switch | 17 |
| OC25G08RNB00NWS4 | 1SCA126535R1001 | Change-over switch | 18 |
| OC25G09PNBN00NPW36 | 1SCA126549R1001 | Bypass switch | 20 |
| OC25G09PNBN00NSO33 | 1SCA126573R1001 | Multistep switch | 22 |
| OC25G09PNBN00NSO91 | 1SCA126618R1001 | Multistep switch | 26 |
| OC25G09PNBN00NST33 | 1SCA126584R1001 | Multistep switch | 22 |

| Type | Order number | Description | Page |
|--------------------|-----------------|-------------------------------|------|
| OC25G09PNBN00NST91 | 1SCA126619R1001 | Multistep switch | 26 |
| OC25G09PNBN00NWS36 | 1SCA126547R1001 | Bypass switch | 20 |
| OC25G10PNBN00NAU32 | 1SCA126670R1001 | Ammeter switch | 32 |
| OC25G10PNBN00NAV12 | 1SCA126672R1001 | Volt-ammeter switch | 32 |
| OC25G10PNBN00NSO10 | 1SCA126620R1001 | Multistep switch | 27 |
| OC25G10PNBN00NSO52 | 1SCA126603R1001 | Multistep switch | 24 |
| OC25G10PNBN00NST10 | 1SCA126621R1001 | Multistep switch | 27 |
| OC25G10PNBN00NST52 | 1SCA126607R1001 | Multistep switch | 24 |
| OC25G10PNBN00NVA21 | 1SCA126671R1001 | Volt-ammeter switch | 32 |
| OC25G10PNBN00NWS5 | 1SCA126536R1001 | Change-over switch | 18 |
| OC25G11PNBN00NSO11 | 1SCA126622R1001 | Multistep switch | 27 |
| OC25G11PNBN00NST11 | 1SCA126623R1001 | Multistep switch | 27 |
| OC25G12PNBN00NPW48 | 1SCA126550R1001 | Bypass switch | 20 |
| OC25G12PNBN00NSO34 | 1SCA126574R1001 | Multistep switch | 22 |
| OC25G12PNBN00NSO43 | 1SCA126591R1001 | Multistep switch | 23 |
| OC25G12PNBN00NSO62 | 1SCA126609R1001 | Multistep switch | 25 |
| OC25G12PNBN00NST12 | 1SCA126624R1001 | Multistep switch | 27 |
| OC25G12PNBN00NST34 | 1SCA126585R1001 | Multistep switch | 22 |
| OC25G12PNBN00NST43 | 1SCA126599R1001 | Multistep switch | 23 |
| OC25G12PNBN00NST62 | 1SCA126612R1001 | Multistep switch | 25 |
| OC25G12PNBN00NWS48 | 1SCA126548R1001 | Bypass switch | 20 |
| OC25G18PNBN00NSO63 | 1SCA126610R1001 | Multistep switch | 25 |
| OC25G18PNBN00NST63 | 1SCA126613R1001 | Multistep switch | 25 |
| OC25GFP51S | 1SCA126710R1001 | Front plate | 38 |
| OC25GFP51Y | 1SCA126711R1001 | Front plate | 38 |
| OC25GFP66S | 1SCA126712R1001 | Front plate | 38 |
| OC25GFP66Y | 1SCA126713R1001 | Front plate | 38 |
| OC25GLP51B | 1SCA126716R1001 | Additional lettering plate | 38 |
| OC25GLP51G | 1SCA126717R1001 | Additional lettering plate | 38 |
| OC25GLP66B | 1SCA126718R1001 | Additional lettering plate | 38 |
| OC25GLP66G | 1SCA126719R1001 | Additional lettering plate | 38 |
| OC25GLPRPB | 1SCA126787R1001 | Additional lettering plate | 38 |
| OC25GLPRPG | 1SCA126721R1001 | Additional lettering plate | 38 |
| OC25GMNG | 1SCA126708R1001 | Handle | 35 |
| OC25GNUT | 1SCA137932R1001 | Spare Snap-on mounting nut | 39 |
| OC25GP1B | 1SCA126738R1001 | Handle | 35 |
| OC25GP1G | 1SCA126739R1001 | Handle | 35 |
| OC25GP1Y | 1SCA126740R1001 | Handle | 35 |
| OC25GP2B | 1SCA126741R1001 | Handle | 35 |
| OC25GP2G | 1SCA126742R1001 | Handle | 35 |
| OC25GP2Y | 1SCA126743R1001 | Handle | 35 |
| OC25GP3B | 1SCA126744R1001 | Handle | 35 |
| OC25GP3G | 1SCA126745R1001 | Handle | 35 |
| OC25GP3R | 1SCA126746R1001 | Handle | 35 |
| OC25GP3Y | 1SCA126747R1001 | Handle | 35 |
| OC25GPEB | 1SCA126694R1001 | Handle | 34 |
| OC25GPEG | 1SCA126695R1001 | Handle | 34 |
| OC25GPFB | 1SCA126696R1001 | Handle | 34 |
| OC25GPFG | 1SCA126697R1001 | Handle | 34 |
| OC25GPMB | 1SCA126692R1001 | Handle | 34 |
| OC25GPMG | 1SCA126693R1001 | Handle | 34 |
| OC25GPNB | 1SCA126690R1001 | Handle | 34 |
| OC25GPNG | 1SCA126691R1001 | Handle | 34 |
| OC25GPXB | 1SCA126698R1001 | Handle | 35 |
| OC25GPXG | 1SCA126699R1001 | Handle | 35 |
| OC25GR1B | 1SCA126748R1001 | Handle | 37 |

| Type | Order number | Description | Page |
|------------|-----------------|---|------|
| OC25GR1G | 1SCA126749R1001 | Handle | 37 |
| OC25GR1Y | 1SCA126750R1001 | Handle | 37 |
| OC25GR2B | 1SCA126751R1001 | Handle | 37 |
| OC25GR2G | 1SCA126752R1001 | Handle | 37 |
| OC25GR2Y | 1SCA126753R1001 | Handle | 37 |
| OC25GR3B | 1SCA126754R1001 | Handle | 37 |
| OC25GR3G | 1SCA126755R1001 | Handle | 37 |
| OC25GR3R | 1SCA126756R1001 | Handle | 37 |
| OC25GR3Y | 1SCA126757R1001 | Handle | 37 |
| OC25GR455 | 1SCA126723R1001 | Spare key | 39 |
| OC25GREB | 1SCA126704R1001 | Handle | 36 |
| OC25GREG | 1SCA126705R1001 | Handle | 36 |
| OC25GRFB | 1SCA126706R1001 | Handle | 36 |
| OC25GRFG | 1SCA126707R1001 | Handle | 36 |
| OC25GRIP51 | 1SCA137948R1001 | Spare IP protection sheet for screw mounted handle | 39 |
| OC25GRIP66 | 1SCA138027R1001 | Spare IP protection sheet for screw mounted handle | 39 |
| OC25GRMB | 1SCA126702R1001 | Handle | 36 |
| OC25GRMG | 1SCA126703R1001 | Handle | 36 |
| OC25GRNB | 1SCA126700R1001 | Handle | 36 |
| OC25GRNG | 1SCA126701R1001 | Handle | 36 |
| OMNX80 | 1SCA022553R8440 | Nut spanner tool | 39 |
| ONX30 | 1SCA022643R8510 | Adaptor ring for snap-on handle | 39 |
| ONZ10L2 | 1SCA022621R1570 | Protective rear cover | 39 |
| ONZ10L4 | 1SCA022621R1650 | Protective rear cover | 39 |
| ONZ10L4 | 1SCA022621R1650 | Protective rear cover | 39 |
| ONZ10L6 | 1SCA022621R1730 | Protective rear cover | 39 |
| ONZ10L6 | 1SCA022621R1730 | Protective rear cover | 39 |

Contact us

ABB Oy

Breakers and Switches

P.O. Box 622

FI-65101 Vaasa, Finland

Phone: +358 10 22 11

Fax: +358 10 22 45708

E-Mail: firstname.surname@fi.abb.com

www.abb.com

You can find the address of your local sales organisation on the ABB homepage:

www.abb.com/contacts

> Low Voltage Products and Systems

Note: We reserve the right to make technical changes or modify the contents of this document without prior notice. With regard to purchase orders, the agreed particulars shall prevail. ABB AG does not accept any responsibility whatsoever for potential errors or possible lack of information in this document.

We reserve all rights in this document and in the subject matter and illustrations contained therein. Any reproduction, disclosure to third parties or utilization of its contents – in whole or in parts – is forbidden without prior written consent of ABB AG.

Copyright © 2014 ABB

All rights reserved

X-ON Electronics

Largest Supplier of Electrical and Electronic Components

Click to view similar products for [abb](#) manufacturer:

Other Similar products are found below :

[TV10-516R](#) [017667013](#) [RF727](#) [2CMA100178R1000](#) [2CMA100163R1000](#) [5SDD 92Z0401](#) [ESV14-BS](#) [EVS-21-250](#) [F204AC-40/0.03](#) [F362-25/0.03](#) [GJL1211201R8000](#) [GJL1211501R8000](#) [GJL1213001R0017](#) [GJL1213001R0101](#) [GJL1311001R0011](#) [GJL1311001R0101](#) [GJL1311001R8010](#) [GJL1311201R0001](#) [GJL1313001R0011](#) [GJL1313001R0101](#) [GJL1317201R0001](#) [A40-30-10-84](#) [AF09-30-01-11](#) [AF460-30-11-68](#) [1455](#) [B14-250](#) [EF45-30](#) [ERG297](#) [HSC2-20](#) [1SAM201904R1001](#) [1SAM350000R1003](#) [1SAZ721201R1009](#) [1SAZ721201R1014](#) [1SAZ721201R1025](#) [1SBL157001R1310](#) [1SBL277001R1300](#) [1SBL277001R4100](#) [1SBL367001R1300](#) [1SBL387001R4100](#) [1SBN010110R1001](#) [1SBN010110R1010](#) [1SBN010140R1022](#) [1SBN010140R1122](#) [1SDA057197R1](#) [1SFA611101R1002](#) [1SFA611130R1103](#) [1SFA611131R1101](#) [1SFA611143R1101](#) [1SFA611202R1108](#) [1SFA611203R1108](#)