

Combined Antenna Module - Body Mount



Ø 77.3mm x 66.5mm

APAMPSBJ-144

RoHS/RoHS II Compliant

MSL level: Not Applicable

FEATURES:

- Active GPS and Multiband External Antenna,
- Covering Active GPS / GLONASS (1592 - 1610 MHz)
- Cellular: AMPS (850 MHz), GSM (900 MHz), DCS (1800 MHz), PCS (1900 MHz),
- 3G (UMTS 2.1 GHz)
- WiFi / Bluetooth (2.4GHz)
- LTE (791-960/1710-2690 MHz)
- 2 coaxial output feeds; active GNSS and Other bands
- IP67, IK09, IP69K approved
- Body Mount attachment
- LNA Gain: 23dB at 3V, 24dB at 5V
- Cellular Gain: 2dBi
- Cellular VSWR < 2.5:1
- RoHS/RoHS II compliant

TYPICAL APPLICATIONS:

- Vehicle GPS/GLONASS, Cellular and UMTS (3G and LTE)
- Vehicle Cellular Routers

STANDARD SPECIFICATIONS:

Mobile (Cable1)

Parameters	Min.	Typ.	Max.	Units	Note
Receiving Frequency	791		960	MHz	4G/LTE
	1710		2960	MHz	4G/LTE
		850		MHz	AMPS
		900		MHz	GSM
		1800		MHz	DCS
		1900		MHz	PCS
		2.1		GHz	3G-UMTS
		2.4		GHz	BLUETOOTH
VSWR			2.5:1		
Polarization Model	Linear				
Impedance		50		Ω	
Gain			2	dBi	
Power Handling		25		W	
Operating Temperature	-40		+85	°C	

Navigation (Cable 2)

Parameters	Min.	Typ.	Max.	Units	Note
Receiving Frequency	1572		1610	MHz	GPS+GLONASS
Impedance		50		Ω	
VSWR			1.5:1		
Noise figure	1.2			dB	
Polarization Model	RHCP				
Ceramic Patch Gain	2		3	dBi	@ zenith
Operating Temperature	-40		+85	°C	

Combined Antenna Module - Body Mount

APAMPSBJ-144

RoHS/RoHS II Compliant



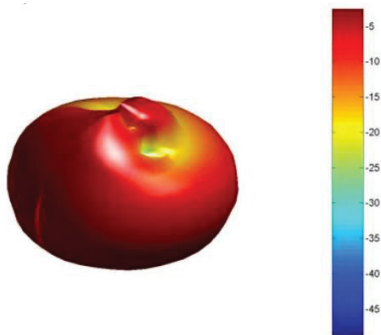
Low Noise Amplifier (LNA)

Parameters	Min.	Typ.	Max.	Units	Note
DC Voltage	2.7		5.5	V	
Gain			23	dB	@ 3.0V
			24	dB	@ 5.0V
Current	15		25	mA	
Power			138	mW	
Operating Temperature	-40		+85	°C	

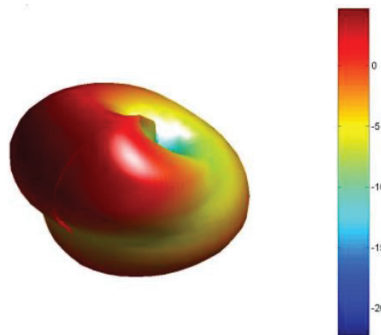
MEASUREMENTS

Radiation Patterns Azimuth 45° and Elevation 45°

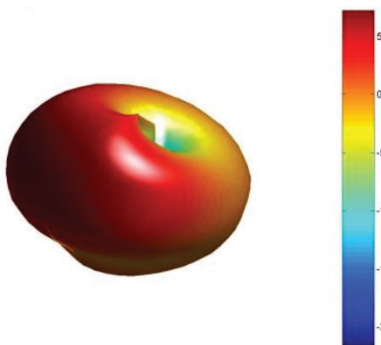
Frequency=798MHz Az=45 EL=45



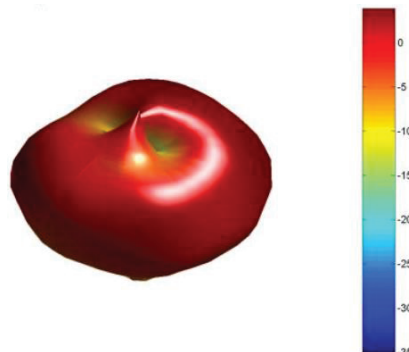
Frequency=853MHz Az=45 EL=45



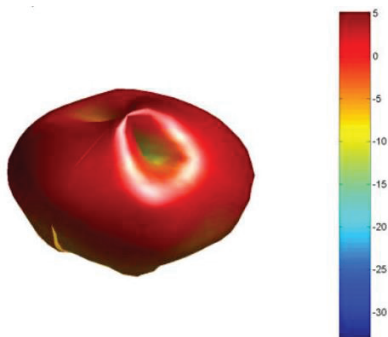
Frequency=897MHz Az=45 EL=45



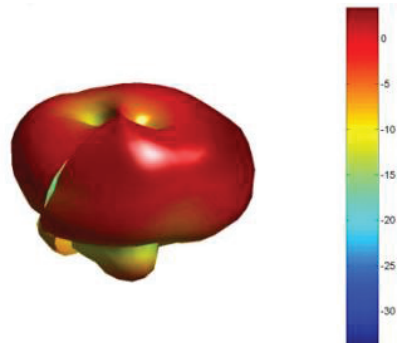
Frequency=1799MHz Az=45 EL=45



Frequency=1909MHz Az=45 EL=45



Frequency=2107MHz Az=45 EL=45



Combined Antenna Module - Body Mount

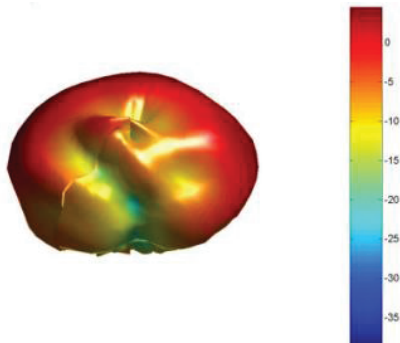
APAMPSBJ-144

RoHS/RoHS II Compliant




MEASUREMENTS

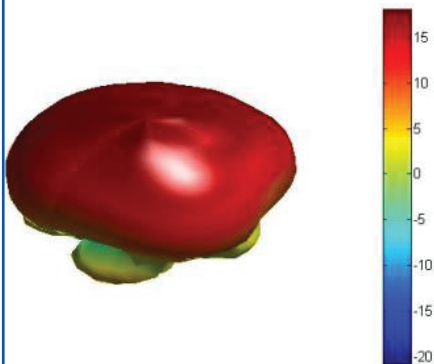
Frequency=2404MHz Az=45 EL=45



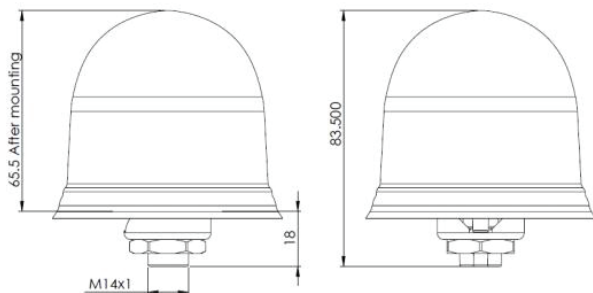
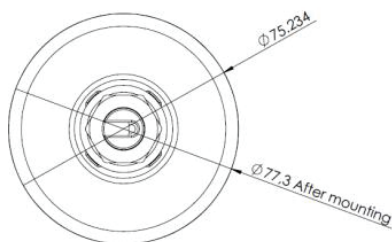
Frequency=2602MHz Az=45 EL=45



Frequency=1575.42MHz Az=45 EL=45



OUTLINE DIMENSION:



Parameters	Description
RF Connector	LTE (Cable 1) - SMA male GNSS (Cable 2) - SMA male
Weight	150g
Cable Type	Cable 1 – RG174U Cable 2 - RG174U
Cable Length	15cm
Lid	ABS
Base	Zamak
Gasket	TPE
Color	Black
Certificates	IP67, IK09, IP69K
Ceramic Patch Size	24x24x4mm

Dimension: mm

ABRACON IS
ISO9001:2008
CERTIFIED



2 Faraday, Suite# B | Irvine | CA 92618 Revised: 08.14.15
Ph. 949.546.8000 | Fax. 949.546.8001
Visit www.abracon.com for Terms and Conditions of Sale

Combined Antenna Module - Body Mount

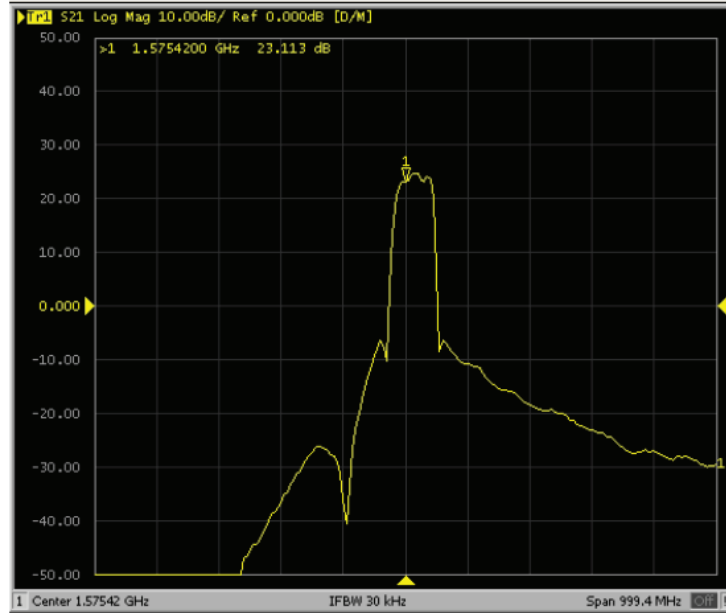
APAMPSBJ-144

RoHS/RoHS II Compliant



Ø 77.3mm x 66.5mm

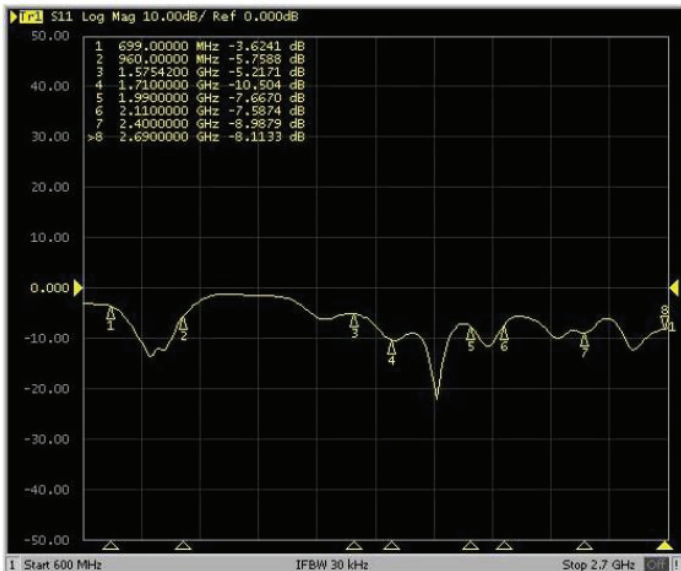
GNSS Log Mag - 1575.42MHz



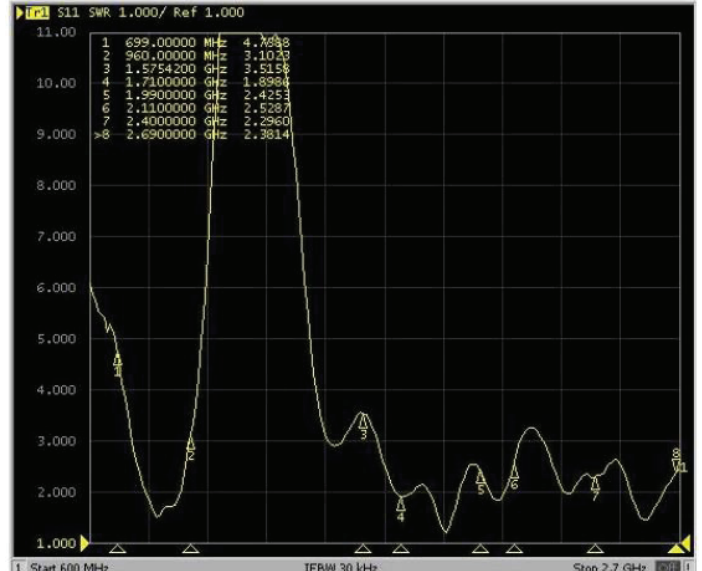
Gain at 3.0V

Note: Measurements made with Antenna mounted on 20x20cm metal ground plane, with a 15cm cable RG174 used for testing.

LTE Responses



LTE S11 (Log Mag)



LTE S11 (VSWR)

Dimension: mm

ABRACON IS
ISO9001:2008
CERTIFIED



2 Faraday, Suite# B | Irvine | CA 92618 Revised: 08.14.15
Ph. 949.546.8000 | Fax. 949.546.8001
Visit www.abracon.com for Terms and Conditions of Sale

Combined Antenna Module - Body Mount

APAMPSBJ-144

RoHS/RoHS II Compliant



PACKAGING:

- Each antenna is packaged in a 140x120x81mm size box.
- Each 20 boxes are packaged in one 465x310x250mm size box.
- Each 30 boxes are packaged in a 590x390x230mm size box.



CAUTION:

- (1) Do not apply excess mechanical stress to the component body or terminations. Do not attempt to re-form or bend the components as this will cause damage to the component.
- (2) Do not expose the component to open flame.
- (3) This specification applies to the functionality of the component as a single unit. Please insure the component is thoroughly evaluated in the application circuit.

NOTE:

- 1) The parts are manufactured in accordance with this specification. If other conditions and specifications which are required for this specification, please contact ABRACON for more information.
- 2) ABRACON will supply the parts in accordance with this specification unless we receive a written request to modify prior to an order placement.
- 3) In no case shall ABRACON be liable for any product failure from in appropriate handling or operation of the item beyond the scope of this specification.
- 4) When changing your production process, please notify ABRACON immediately.
- 5) ABRACON Corporation's products are COTS – Commercial-Off-The-Shelf products; suitable for Commercial, Industrial and, where designated, Automotive Applications. ABRACON's products are not specifically designed for Military, Aviation, Aerospace, Life-dependant Medical applications or any application requiring high reliability where component failure could result in loss of life and/or property. For applications requiring high reliability and/or presenting an extreme operating environment, written consent and authorization from ABRACON Corporation is required. Please contact ABRACON Corporation for more information.
- 6) All specifications and Marking will be subject to change without notice.

ATTENTION: Abracon Corporation's products are COTS – Commercial-Off-The-Shelf products; suitable for Commercial, Industrial and, where designated, Automotive Applications. Abracon's products are not specifically designed for Military, Aviation, Aerospace, Life-dependant Medical applications or any application requiring high reliability where component failure could result in loss of life and/or property. For applications requiring high reliability and/or presenting an extreme operating environment, written consent and authorization from Abracon Corporation is required. Please contact Abracon Corporation for more information.

ABRACON IS
ISO9001:2008
CERTIFIED

 **ABRACON**[®] LLC
The Power of Linking Together

2 Faraday, Suite# B | Irvine | CA 92618 **Revised: 08.14.15**
Ph. 949.546.8000 | Fax. 949.546.8001
Visit www.abracon.com for Terms and Conditions of Sale

X-ON Electronics

Largest Supplier of Electrical and Electronic Components

Click to view similar products for [Crystals](#) category:

Click to view products by [ABRACON](#) manufacturer:

Other Similar products are found below :

[MC405 32.0000K-R3:PURE SN](#) [7B-27.000MBBK-T](#) [MP1-8.0 99-BU](#) [9B-15.360MBBK-B](#) [PTX-A2JM-10.000M](#) [9C-7.680MBBK-T](#) [H10S-12.000-18-EXT-TR](#) [R38-32.768-12.5-5PPM-NPB](#) [BTD1062E05A-513](#) [21U15A-21.4MHZ](#) [RTX-781DF1-S-20.950](#) [LFXTAL066198Cutt](#) [9C-14.31818MBBK-T](#) [A-11.000MHZ-27](#) [SPT2A-.032768B](#) [SPT2A.032768G](#) [SSPT7F-9PF20-R](#) [FX325BS-38.88EEM1201](#) [MP-1-25.000MHZ-3L](#) [MP-1-6.000MHZ](#) [LFXTAL065253Cutt](#) [LFXTAL066431Cutt](#) [XT9S20ANA14M7456](#) [XT9SNLANA16M](#) [646G-24-2](#) [7B-30.000MBBK-T](#) [6504-202-1501](#) [6526-202-1501](#) [BTJ120E02C](#) [SG636PCE-20.000MC](#) [3404](#) [C1E-24.000-7-2020-R](#) [C1E-19.200-12-1530-X-R](#) [C1E-16.000-12-1530-X-R](#) [FL5000014](#) [EUCA18-3.1872M](#) [425F35E027M0000](#) [17196](#) [MS3V-T1R-32.768kHz-7pF-20PPM-TA-QC-Au](#) [VXM7-1C1-16M000](#) [MS1V-T1K-32.768kHz-10pF-20PPM-TA-QC-Au](#) [MS1V-T1K-32.768kHz-12.5pF-20PPM-TA-QC-Au](#) [MS3V-T1R-32.768kHz-9pF-20PPM-TA-QC-Au](#) [17000](#) [17301](#) [16875](#) [ECS-80-18-30B-JEM-TR](#) [ECS-100-10-30B-CKL-TR](#) [MS1V-T1K-32.768kHz-6pF-20PPM-TA-QC-Au](#)