

Dual Band WiFi Chip Antenna Evaluation Board

ACAR0301-SW2-EVB

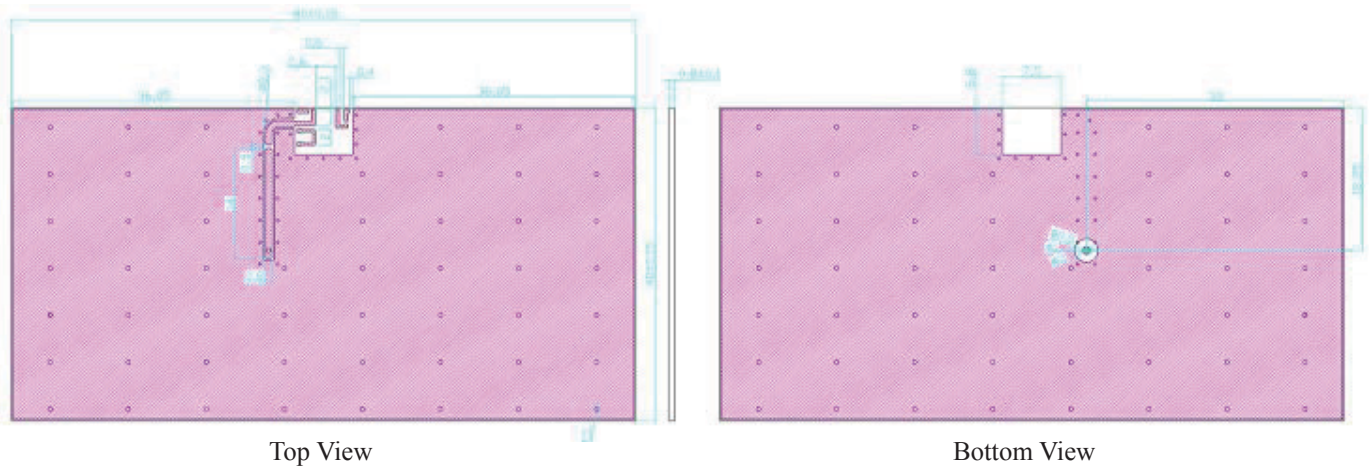
80.0 x 40.0 mm

Description

ACAR0301-SW2-EVB Evaluation boards are designed to provide a means to facilitate engineering evaluation of the dual band chip antenna : ACAR0301-SW2-T. With a typical bandwidth of 100 MHz and 675 MHz at 2400 MHz and 5500 MHz, the chip can be used for applications including but not limited to Wi-Fi, Bluetooth, BLE and ISM.

To evaluate the performance of antenna, calibrate the Vector Network analyzer (VNA) for the testing frequency band and connect the evaluation board to the calibrated port using the given SMA connector on the board.

Evaluation Board with Matching Circuits



Evaluation Board dimension : 80 x 40 mm

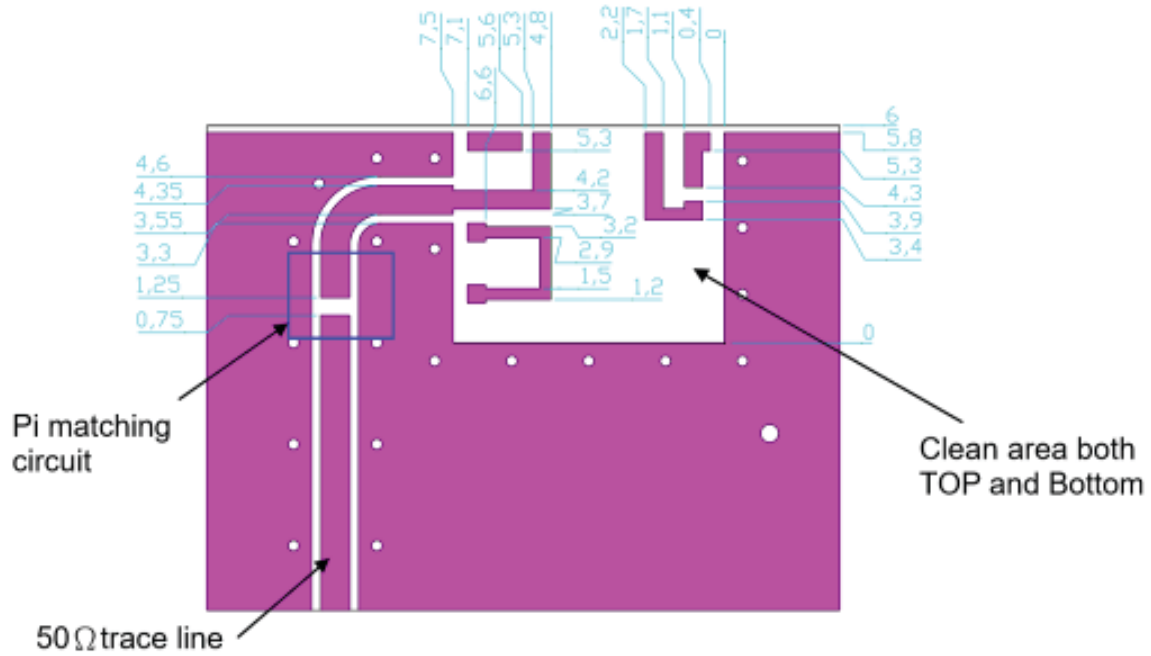
Unit: mm

Dual Band WiFi Chip Antenna Evaluation Board

ACAR0301-SW2-EVB

80.0 x 40.0 mm

Chip Antenna Layout



Unit: mm


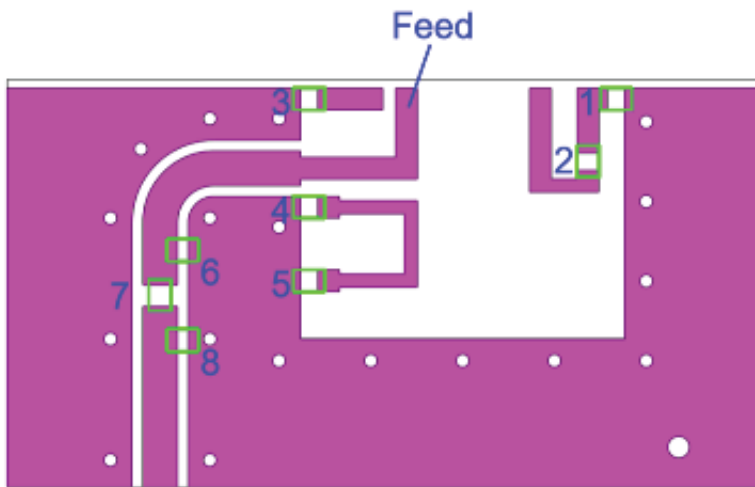
Dual Band WiFi Chip Antenna Evaluation Board

ACAR0301-SW2-EVB

80.0 x 40.0 mm

Matching Network on EVB

Antenna matching network is designed using a combination of capacitors near the input terminal.



Matching Components								
No.	1	2	3	4	5	6	7	8
Value	1.2 pF	1.0 pF	NA	NA	NA	1.2 nH	1.0 nH	NA

Note :

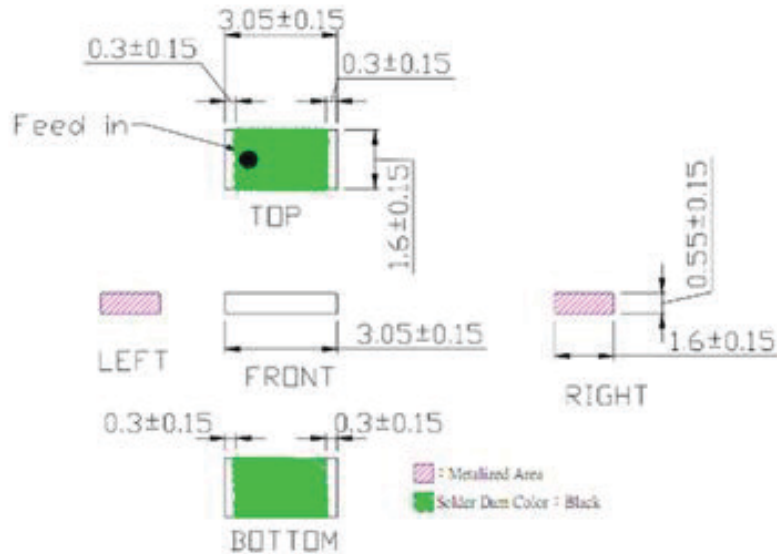
1. White space around the chip antenna in “Chip Antenna Layout” represents the ground clearance area.
2. Desired clearance area : 7.5 x 6.0 mm
3. Width of the 50 Ω line is designed in accordance with the PCB thickness and material considered.
4. Matching network (Pi - network) provided is in accordance with the EVB layout and matching will differ in the actual customer PCB depending on the layout.

Dual Band WiFi Chip Antenna Evaluation Board

ACAR0301-SW2-EVB

80.0 x 40.0 mm

Chip Antenna Dimension



Unit: mm

ATTENTION: Abracon LLC's products are COTS – Commercial-Off-The-Shelf products; suitable for Commercial, Industrial and, where designated, Automotive Applications. Abracon's products are not specifically designed for Military, Aviation, Aerospace, Life-dependent Medical applications or any application requiring high reliability where component failure could result in loss of life and/or property. For applications requiring high reliability and/or presenting an extreme operating environment, written consent and authorization from Abracon LLC is required. Please contact Abracon LLC for more information.

X-ON Electronics

Largest Supplier of Electrical and Electronic Components

Click to view similar products for [Antenna Development Tools](#) category:

Click to view products by [Abracon](#) manufacturer:

Other Similar products are found below :

[0868AT43A0020-EB1SMA](#) [EVALBGSA141MN10TOBO1](#) [A10393-U1](#) [PCSD.06.A](#) [B5771-U1](#) [KIT-LTE-GNSS-01](#) [KIT-WIFI-ISM-01](#)
[A10472-U1](#) [REFLECTOR-EVB-1](#) [A10340-U1](#) [ACAG0201-2450-EVB](#) [ACAG0301-15752450-EVB](#) [ACAG0301-1575-EVB](#) [ACAG0301-24505500-EVB](#) [ACAG0301-5500-EVB](#) [ACAG0801-2450-EVB](#) [ACAG1204-433-EVB](#) [ACAG1204-868-EVB](#) [ACAG1204-915-EVB](#)
[ACAR0301-SW2-EVB](#) [ACAR3005-C2WB-EVB](#) [ACAR3005-S824-EVB](#) [ACAR3705-S698-EVB](#) [ACAR4008-S698-EVB](#) [A10137-D](#)
[A10194-U1](#) [A10204-U1](#) [A5645H-EVB-1](#) [A5645-U1](#) [A5887H-EVB-1](#) [A6111-U1](#) [M20057-EVB-1](#) [SR42W001-U1](#) [SR42W009-U1](#)
[SR4G008-U1](#) [SR4G013-U1](#) [SR4G053-EVB-1](#) [SR4L049-EVB-1](#) [SRC5G027-U1](#) [SRCW004-U1](#) [1001312-01](#) [M310220-01](#) [M620720-01](#)
[M830120-01](#) [M830520-01](#) [EB_NN01-105A](#) [EB_NN02-201-5G](#) [CCKLTE450-NA](#) [AEK-GNCP-TH258L15](#) [MPA-104- KIT](#)