


# HIGH Q CERAMIC WIRE WOUND INDUCTORS

AISC-1008HQ



RoHS/RoHS II Compliant



2.60 x 2.10 x 1.70mm

## FEATURES:

- Higher Q and lower DCR than other 1008 inductors
- Very high SRF – as high as 8.1 GHz
- Excellent current handling capability – up to 1600mA
- Wide range of Inductance values available for flexible needs
- Tight tolerance of 2% is available.

## APPLICATIONS:

- Widely used in communications applications such as cell phones, cable modems, ADSL, repeaters.
- Bluetooth, W-LAN, GPS, Broadband Network
- Video cameras, liquid crystal television, and other electronic devices
- Suitable for RF circuit

## ELECTRICAL SPECIFICATIONS:

### PARAMETERS

ABRACON P/N:	AISC-1008 HQSeries
Operating temperature:	-40°C to + 125°C
Storage temperature:	-10°C to +40°C, 20% to 70% RH in Tape & Reel

Part Number AISC-1008HQ- Inductance Code	Inductance	Tolerance	Min. Quality Factor	L/Q Test Freq.	Max. DC Resistance	Max. Rated Current	Min. Self- resonant Frequency
Units	nH	-	-	MHz	Ω	mA	MHz
Symbol	L	-	Q	Freq.	DCR	I <sub>r</sub>	S.R.F
AISC-1008HQ-3N0	3.0	J, K	70	50/1500	0.04	1600	8100
AISC-1008HQ-7N8	7.8	J, K	75	50/1500	0.05	1600	3800
AISC-1008HQ-10N	10	J, K	60	50/500	0.08	1300	3600
AISC-1008HQ-12N	12	G, J, K	70	50/500	0.06	1500	2800
AISC-1008HQ-18N	18	G, J, K	62	50/350	0.08	1400	2700
AISC-1008HQ-22N	22	G, J, K	62	50/350	0.07	1400	2050
AISC-1008HQ-33N	33	G, J, K	75	50/350	0.09	1300	1700
AISC-1008HQ-39N	39	G, J, K	75	50/350	0.09	1300	1300
AISC-1008HQ-47N	47	G, J, K	75	50/350	0.12	1200	1450
AISC-1008HQ-56N	56	G, J, K	75	50/350	0.12	1200	1230
AISC-1008HQ-68N	68	G, J, K	80	50/350	0.13	1000	1150
AISC-1008HQ-82N	82	G, J, K	80	50/350	0.16	1000	1060
AISC-1008HQ-R10	100	G, J, K	62	50/350	0.16	1000	820

## Test Conditions

1. Inductance is measured in HP-4287A RF LCR meter with HP-16193 fixture.
2. SRF is measured in ENA E5071B network analyzer
3. RDC is measured in HP-4338B milliohmeter.
4. Definition of Rated Current (I<sub>r</sub>): I<sub>r</sub> is direct electric current as chip surface temperature rise just 15°C against chip initial surface temperature (T<sub>a</sub>)




# HIGH CURRENT CERAMIC WIRE WOUND INDUCTORS

AISC-1008HQ



RoHS/RoHS II Compliant



2.60 x 2.10 x 1.70mm

## PART NUMBER IDENTIFICATION

AISC-1008HQ -   -

Inductance Code

Please refer to the Table

Tolerance Code

G: ±2%

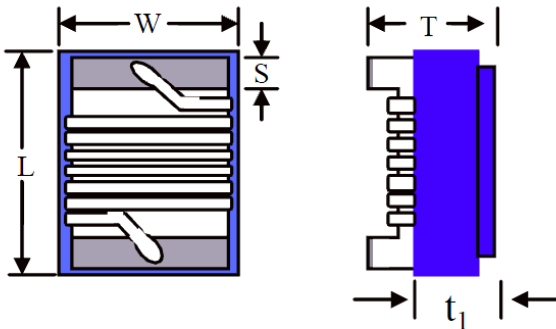
J: ±5%

K: ±10%

Packaging

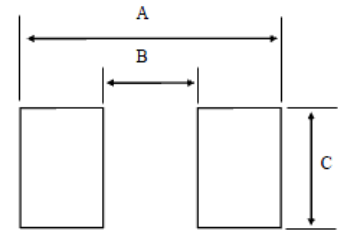
T: 2kpcs/reel

## OUTLINE DIMENSIONS



L	W	T	S	t <sub>1</sub>
2.60 ± 0.20	2.10 ± 0.20	1.70 ± 0.20	0.50 ± 0.10	0.70 ref

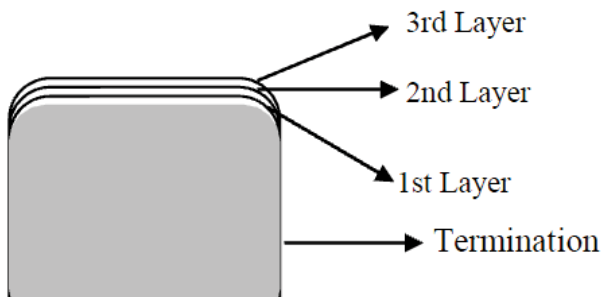
## Recommended Land Pattern



A	B	C
3.00	1.20	2.20

Dimension: mm

## ELECTRODE MATERIALS




Components	Material
1 <sup>st</sup> Layer	Mo/Mn or Ag
2 <sup>nd</sup> Layer	Nickel
3 <sup>rd</sup> Layer	Gold

# HIGH CURRENT CERAMIC WIRE WOUND INDUCTORS

AISC-1008HQ

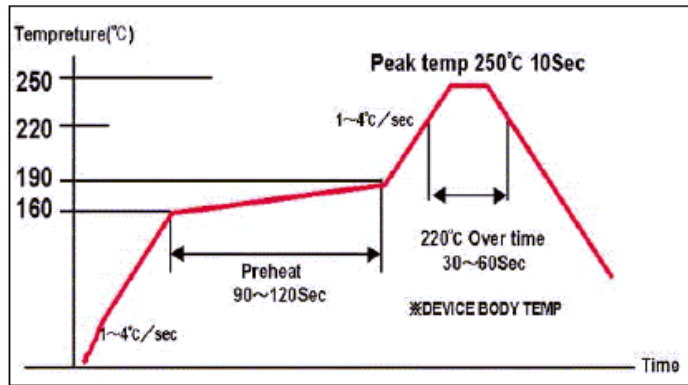


RoHS/RoHS II Compliant



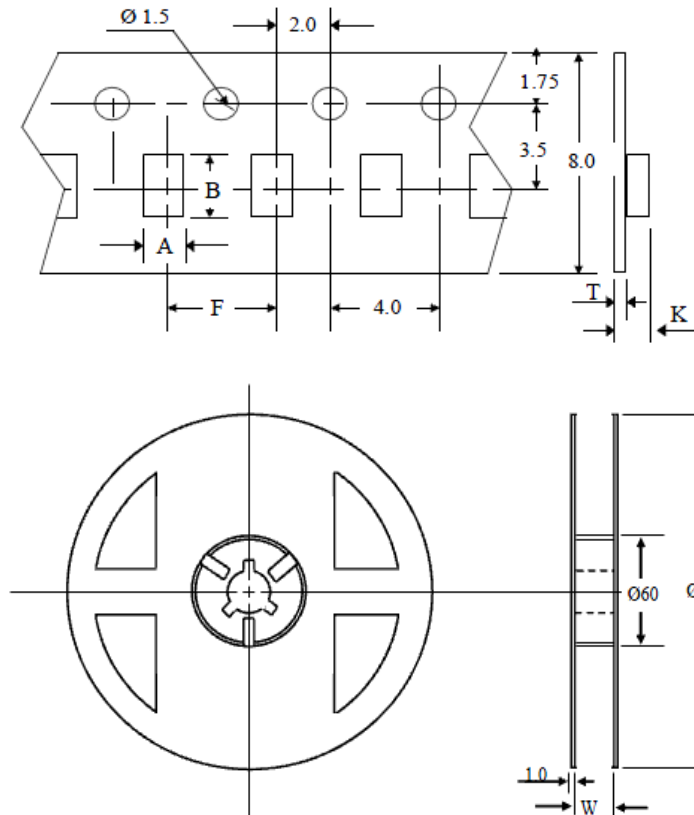
2.60 x 2.10 x 1.70mm

## REFLOW PROFILE



## TAPE & REEL:

T= tape and reel (2,000pcs/reel)



A	B	F	K	T	W
2.23	2.73	4.00	1.80	0.20	8.00

Dimension: mm

### Storage period

Use the product within 12 months after delivered. Solderability should be checked if this period is exceeded.

**ATTENTION:** Abracon Corporation's products are COTS – Commercial-Off-The-Shelf products; suitable for Commercial, Industrial and, where designated, Automotive Applications. Abracon's products are not specifically designed for Military, Aviation, Aerospace, Life-dependant Medical applications or any application requiring high reliability where component failure could result in loss of life and/or property. For applications requiring high reliability and/or presenting an extreme operating environment, written consent and authorization from Abracon Corporation is required. Please contact Abracon Corporation for more information.

ABRACON IS  
ISO 9001:2008  
CERTIFIED



Visit [www.abracon.com](http://www.abracon.com) for Terms & Conditions of Sale  
30332 Esperanza, Rancho Santa Margarita, California 92688  
tel 949-546-8000 fax 949-546-8001 [www.abracon.com](http://www.abracon.com)

Revised: 04.06.13

## X-ON Electronics

Largest Supplier of Electrical and Electronic Components

*Click to view similar products for [RF inductors - SMD category](#):*

*Click to view products by [Abracon manufacturer](#):*

Other Similar products are found below :

[MHL1ECTTP82NJ](#) [MHL1ECTTP8N2J](#) [CIH10T12NJNC](#) [B82498B1332J000](#) [B82498B3121J000](#) [0805WL220GT](#) [1008WL101GT](#)  
[0805WL681GT](#) [IWC0402D27NR-3G](#) [IWC0603F68NR-3G](#) [IWC0402AR10R-3G](#) [0603WL470JT](#) [IWC0402D33NR-3G](#) [IWC0603F47NR-3G](#)  
[0805WL151JT](#) [IWC0402A68NR-3G](#) [IWC0402AR12R-3G](#) [IWC0402A82NR-3G](#) [IWC0402B39NR-3G](#) [IWC0603CR12R-3G](#)  
[IWC0603AR33R-3G](#) [IWC0603BR18R-3G](#) [IWC0603F39NR-3G](#) [IWC0603BR22R-3G](#) [IWC0402A47NR-3G](#) [IWC0603AR27R-3G](#)  
[IWC0603F27NR-3G](#) [IWC1008DR68R-3G](#) [IWC1008FR12R-3G](#) [IWC1008FR18R-3G](#) [IWC1008J33NR-3G](#) [IWC1008J82NR-3G](#)  
[IWC1008DR47R-3G](#) [IWC1008J18NR-3G](#) [IWC0805E22NR-3G](#) [IWC1008DR82R-3G](#) [IWC0805E33NR-3G](#) [IWC1008J68NR-3G](#)  
[IWC0805D82NR-3G](#) [IWC0805DR10R-3G](#) [IWC0805E39NR-3G](#) [IWC1008DR39R-3G](#) [IWC0805DR15R-3G](#) [IWC1008J39NR-3G](#)  
[IWC1008J27NR-3G](#) [IWC0805DR18R-3G](#) [IWC0805E68NR-3G](#) [IWC1008ER27R-3G](#) [IWC1008FR10R-3G](#) [IWC1008J22NR-3G](#)