

# OVEN CONTROLLED CRYSTAL OSCILLATOR

AOCJY4 Series



RoHS  
Compliant



36.1x 27.2 x 13mm

## FEATURES:

- 36.1x 27.2 x 13mm Leaded- RoHS Compliant Reflow-able Package
- SC-Cut, High "Q" resonator based design
- Either Sinewave or CMOS RF output
- Available with  $\pm 10$  ppb over  $-40^{\circ}\text{C}$  to  $+75^{\circ}\text{C}$  operating temperature Range
- Tighter Stabilities to  $\pm 2.0$  ppb over  $0^{\circ}\text{C}$  to  $+50^{\circ}\text{C}$  also available
- Exceptional long-term Aging of  $\pm 500$  ppb max. over 10-Year Product Life
- Excellent close-in phase noise ( $-140$  dBc/Hz Typical @100 Hz offset; 10MHz carrier)

## APPLICATIONS:

- Cellular Infrastructure
- Radar Systems
- Test & Measurement Equipment
- GPS Tracking with precision hold-over accuracy
- WiMax / WLAN

## STANDARD SPECIFICATIONS:

Parameters	Minimum	Typical	Maximum	Units	Notes
<b>RF Output</b>					
Frequency	10.00		40.00	MHz	Overall Frequency range
Standard Available Frequencies	10.00, 12.80, 13.00, 26.00, 38.88, 40.00 MHz				
<b>Waveform</b>	<b>CMOS</b>				
Level "1" (Logic High)	4.50			Volts	
Level "0" (Logic Low)			0.50	Volts	
Load		15		pf	
Rise & Fall Time			6.0	ns	
Duty Cycle	45		55	%	
<b>Waveform</b>	<b>Sinewave</b>				
Peak Power	2.00			dBm	
Output Load		50		$\Omega$	
<b>Short Term Stability</b>		$1 \times 10^{-10}$		/second	<b>Alan Variance</b>
<b>Operable Temperature Range</b>	-40		75	$^{\circ}\text{C}$	<i>See Stability Options</i>
<b>Frequency Stability Options</b>					
0 $^{\circ}\text{C}$ to +50 $^{\circ}\text{C}$ (Note #1)			$\pm 2.00$	ppb	Default Spec.
-20 $^{\circ}\text{C}$ to +70 $^{\circ}\text{C}$			$\pm 10.00$	ppb	Option "E"
-40 $^{\circ}\text{C}$ to +75 $^{\circ}\text{C}$			$\pm 10.00$	ppb	Option "F"
Frequency Stability vs. Supply Voltage (Vdd $\pm 5\%$ )			$\pm 1.00$	ppb	
Frequency Stability vs. Load Variation ( $\pm 10\%$ )			$\pm 1.00$	ppb	
Warm-Up @ 25 $^{\circ}\text{C}$			$\pm 100.00$	ppb	In $\leq 3$ -minutes
Power Consumption @ turn on			4.00	Watts	
Power Consumption Steady State			1.50	Watts	
Supply Voltage (Vdd)	4.75	5.00	5.25	Volts	<i>See Options</i>

**Note #1:**  $\pm 2.00$  ppb stability is only available for  $F_0 \leq 13\text{MHz}$ . For frequencies above 13MHz, the best available frequency stability is  $\pm 10.00$  ppb over  $-20^{\circ}\text{C}$  to  $+70^{\circ}\text{C}$

ABRACON IS  
ISO9001:2008  
CERTIFIED



**ABRACON**  
CORPORATION

Visit [www.abracon.com](http://www.abracon.com) for Terms & Conditions of Sale **Revised: 07.24.11**  
30332 Esperanza, Rancho Santa Margarita, California 92688  
tel 949-546-8000 | fax 949-546-8001 | [www.abracon.com](http://www.abracon.com)

# OVEN CONTROLLED CRYSTAL OSCILLATOR

AOCJY4 Series



RoHS  
Compliant



36.1x 27.2 x 13mm

## STANDARD SPECIFICATIONS - continued.

Parameters	Minimum	Typical	Maximum	Units	Notes
<b>Aging</b>					
Daily			±1.0	ppb	
First Year			±100	ppb	
10-Years			±500	ppb	
<b>Spectral Content</b>					
Spurious Response			-35	dBc	
<b>Phase Noise (10MHz Carrier) @ 5V</b>					
@ 1 Hz offset			-90	dBc	
@ 10 Hz offset			-120	dBc	
@ 100 Hz offset			-140	dBc	
@ 1,000 Hz offset			-145	dBc	
@ 10,000 Hz offset			-150	dBc	
<b>Electrical Frequency Adjustment</b>					
Control Voltage Range (Vc)	0.0		5.00	Volts	
Frequency Pull Range	±0.700			ppm	
Frequency Pull Slope		Positive			
Control Voltage Port Impedance	10			kΩ	
Center Control Voltage	2.00	2.50	3.00	Volts	
Control Port Linearity		±10		%	
Reference Voltage (Vdd=5.0V)	4.40	4.50	4.60	Volts	Output @ Pin#2
Reference Voltage (Vdd=12.0V)	4.90	5.00	5.10	Volts	Output @ Pin#2
Storage Temperature	-40		+100	°C	

## OPTIONS AND PART IDENTIFICATION (Left blank if standard)



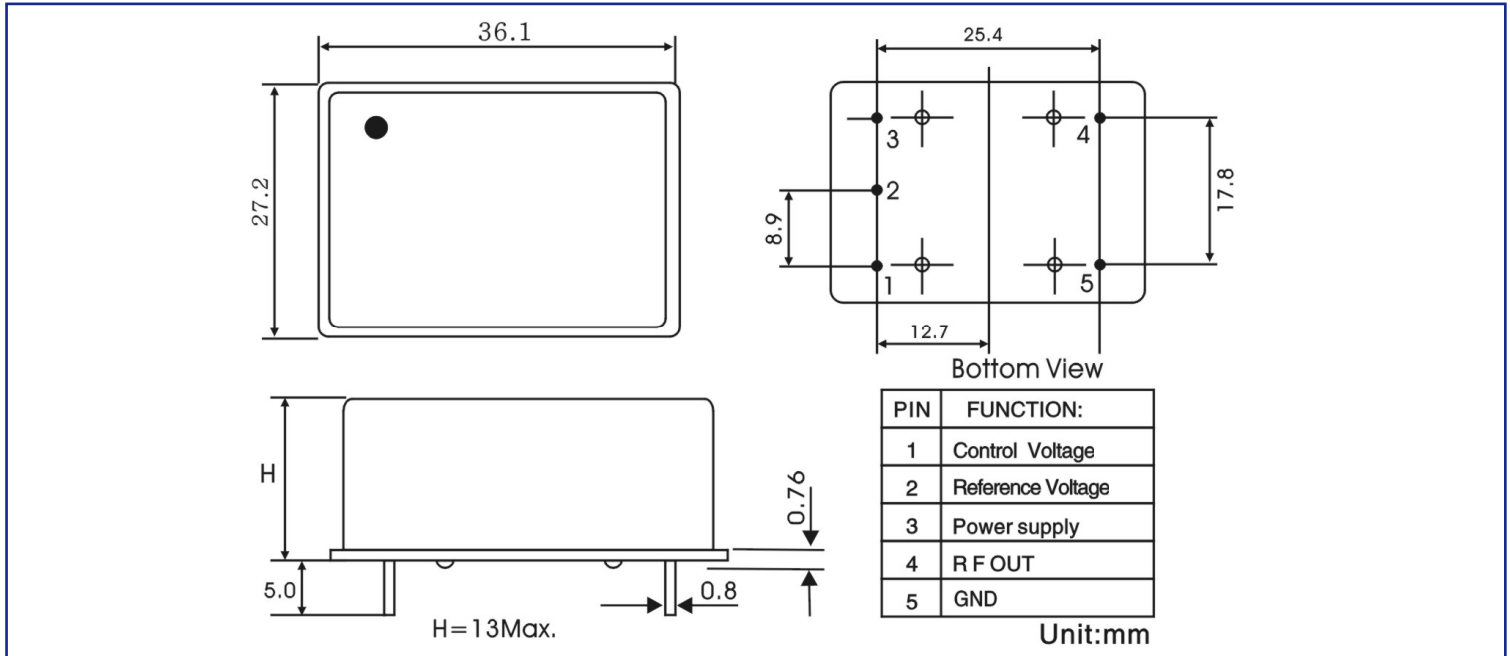
# OVEN CONTROLLED CRYSTAL OSCILLATOR

AOCJY4 Series

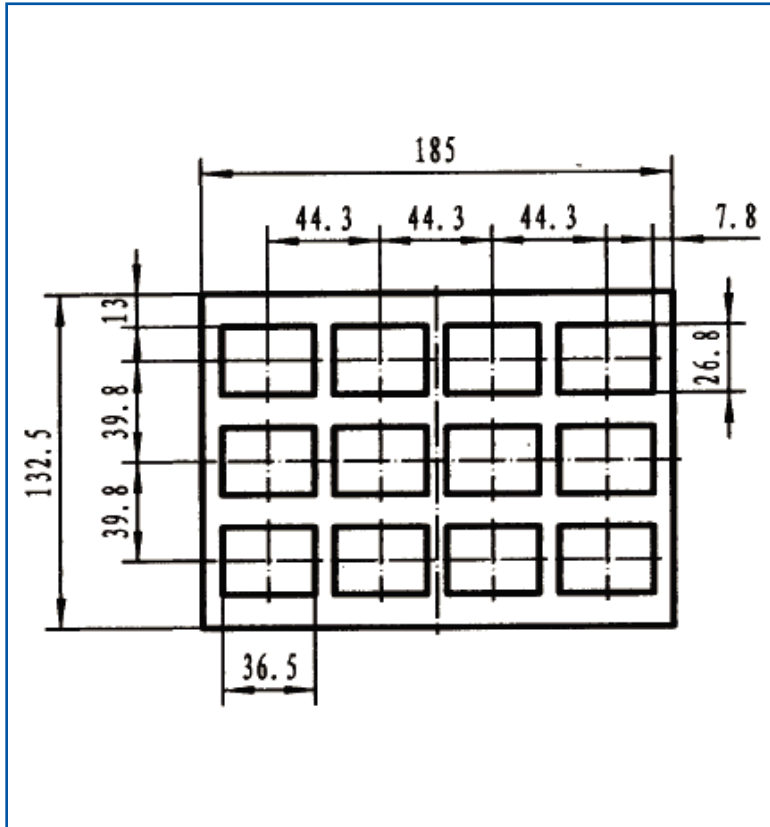


36.1x 27.2 x 13mm

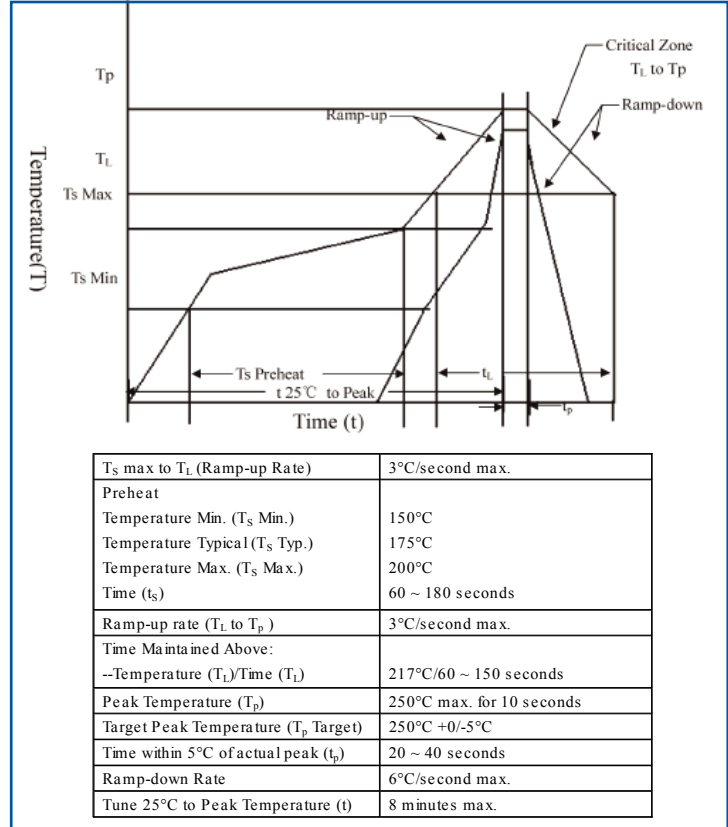
## OUTLINE DIMENSIONS



## PACKAGING: 12 pcs/tray



## REFLOW PROFILE:



**ATTENTION:** Abracon Corporation's products are COTS – Commercial-Off-The-Shelf products; suitable for Commercial, Industrial and, where designated, Automotive Applications. Abracon's products are not specifically designed for Military, Aviation, Aerospace, Life-dependant Medical applications or any application requiring high reliability where component failure could result in loss of life and/or property. For applications requiring high reliability and/or presenting an extreme operating environment, written consent and authorization from Abracon Corporation is required. Please contact Abracon Corporation for more information.

ABRACON IS  
ISO9001:2008  
CERTIFIED



Visit [www.abracon.com](http://www.abracon.com) for Terms & Conditions of Sale **Revised: 07.24.11**  
30332 Esperanza, Rancho Santa Margarita, California 92688  
tel 949-546-8000 | fax 949-546-8001 | [www.abracon.com](http://www.abracon.com)

## X-ON Electronics

Largest Supplier of Electrical and Electronic Components

*Click to view similar products for [OCXO Oscillators](#) category:*

*Click to view products by [ABRACON](#) manufacturer:*

Other Similar products are found below :

[AOCTQ5-X-10.000MHz-I5-SW](#) [AOCTQ5-X-10.000MHz-I3](#) [AOCTQ5-X-10.000MHz-M10-SW](#) [AOCTQ5-V-10.000MHz-I5](#) [AOCTQ5-X-10.000MHz-I3-SW](#) [AOCTQ5-V-10.000MHz-M10](#) [SIT8102AC12-33E-98.30400Y](#) [8208AI23-33E26.000](#) [ASTMUPLDFL-100.000MHZ-LJ-E-T](#) [AOCJY4B-13.000MHZ-F](#) [AOCJY-100.000MHZ-SW](#) [AOCJY4B-38.880MHZ-F](#) [AOCJY4B-13.000MHZ-E](#) [LFOCXO065520Bulk](#) [OX-5011-EAE-2080-12M8](#) [OX-4022-EAE-1080-20M00](#) [LFOCXO067293Bulk](#) [ECOC-2522-40.000-3GS](#) [AOCJY-12.800MHZ](#) [AOCJY2A-10.000MHz-F-SW](#) [AOCJY3-40.000MHZ-E](#) [AOCJY3A-100.000MHz-E](#) [AOCJY3B-10.000MHz-E-SW](#) [AOCJY4A-10.000MHz-SW](#) [AOCJY2A-100.000MHz-E](#) [AOCJY3-10.000MHz-E-SW](#) [AOCJY3A-10.000MHz](#) [AP3S1-108.000MHZ-ER](#) [AOC1409VAUC-20.0000C](#) [AOC1409XAUC-20.0000C](#) [AOC2012VAJC-10.0000C](#) [AOC2012VAJC-12.8000C](#) [AOC2012VAJC-19.4400C](#) [AOC2012VAJC-25.0000C](#) [AOC2012XAJC-10.0000C](#) [AOC2012XAJC-12.8000C](#) [AOC2012XAJC-19.4400C](#) [AOC2012XAJC-25.0000C](#) [AOC2522BVAUC-10.0000](#) [AOC2522BVAUC-20.0000](#) [AOC2522BVAUC-12.8000](#) [AOCJY-100.000MHz-E](#) [AOCJY-100.000MHz-F](#) [AOCJY-10.000MHz](#) [AOCJY-10.000MHz-F](#) [AOCJY1-10.000MHZ](#) [AOCJY1A-100.000MHz](#) [AOCJY-20.000MHz](#) [AOCJY-20.000MHZ-F](#) [AOCJY2-100.000MHz-F](#)