


LOW JITTER PIN CONFIGURABLE LVDS OUTPUT ULTRA MINIATURE PURE SILICON™ SMD CLOCK OSCILLATORS

ASEMCLV



3.2 x 2.5 x 0.85 mm

ASEMCLV



RoHS
Compliant

FEATURES:

- Ultra Miniature Pure Silicon™ Clock Oscillator
- Pin Configurable LVDS output
- Low Jitter (Period Jitter RMS 2.5ps typical)
- Low Integrated Phase Jitter 2ps max
- Excellent Shock & Vibration Immunity

APPLICATIONS:

- Consumer Electronics
- Storage Area Networks
- SATA, SAS, Fibre Channel
- Passive Optical Networks
- EPON, 10G-EPON, GPON, 10G-PON
- Ethernet
- 1G, 10GBASE-T/KR/LR/SR, and FCoE
- PCI Express

Low Jitter
Pin Configurable
CMOS Output
3G MEMS

STANDARD SPECIFICATIONS:

Pre-programmed Output Frequency Configuration

Ordering Info	Freq (MHz)	Freq Select Bits [FS1, FS0] – Default is [11]			
		00	01	10	11
Standard Frequency Configuration	f _{OUT}	148.35165	74.17582	148.5	74.25
Custom Configuration	f _{OUT}	Contact Abracon for customized configurations			

Frequency select bits [FS1, FS0] are weakly tied high so if left **floated**, the default setting will be [11] and the device will output the associated frequency highlighted in **Bold**. If other frequency combinations are required, please contact Abracon for customized configuration. Please see the configurable frequency range in the section 2.0

Key Electrical Specifications

Parameters	Minimum	Typical	Maximum	Units	Notes	
Configurable frequency range	10	-----	460	MHz	Commercial, Industrial temp range	
Operating Temperature	-20	-----	+70	°C	See options	
Storage Temperature	-55	-----	+150	°C		
Overall Frequency Stability*1	-50	-----	+50	ppm	See options	
Supply Voltage (Vdd)	+2.25	-----	+3.6	V		
Startup Time	-----	-----	5	ms	T=25°C	
Enable Time	-----	-----	20	ns		
Disable Time	-----	-----	5	ns		
Disable Current	-----	21	23	mA		
Tri-state Function (Standby/Disable)	"1" (VIH≥0.75*Vdd) or Open: Oscillation "0" (VIL<0.25*Vdd) : Hi Z			V	40kΩ pull-up resistor embedded	
Aging	-5.0	-----	+5.0	ppm	First year	
Supply Current (I _{dd})	-----	29	32	mA	RL=100Ω, 156.25MHz	
Output Offset Voltage	1.125	-----	1.40	V	RL=100Ω Differential	
Delta Offset Voltage	-----	-----	50	mV		
Peak to Peak Output Swing		350		mV	Single Ended	
Rise Time	Tr	-----	200	ps	RL=100Ω, CL=2pF 20%/80%*VDD	
Fall Time	Tf	-----	200	ps		
Duty Cycle		48	-----	52	%	Differential

*1. Frequency stability includes frequency variations due to initial tolerance, temp. and power supply voltage



5101 Hidden Creek Ln Spicewood TX 78669
Phone: 512-371-6159 | Fax: 512-351-8858
For terms and conditions of sales, please visit:
www.abracon.com

REVISED: 12-16-19

ABRACON IS
ISO9001-2015
CERTIFIED



ASEMCLV

3.2 x 2.5 x 0.85 mm



RoHS
Compliant

ASEMCLV

Key Electrical Specifications (continued)

Parameters	Minimum	Typical	Maximum	Units	Notes
Period Jitter RMS (J_{PER})	-----	2.5	-----	ps	F0= 156.25MHz
Integrated Phase Jitter (J_{PH})	-----	0.28	2	ps	200kHz ~ 20MHz, 156.25MHz
	-----	0.40	2		100kHz ~ 20MHz, 156.25MHz
	-----	1.70	2		12kHz ~ 20MHz, 156.25MHz

ABSOLUTE MAXIMUM RATINGS:

Item	Minimum	Maximum	Unit	Condition
Supply Voltage	-0.3	+4.0	V	
Input Voltage	-0.3	$V_{dd}+0.3$	V	
Junction Temp.	-----	+150	°C	
Storage Temp.	-55	+150	°C	
Soldering Temp.	-----	+260	°C	40sec max
ESD			V	
HBM		4,000		
MM		400		
CDM		1,500		

OPTIONS AND PART IDENTIFICATION:

(left blank if standard)

ASEMCLV - - -

Operating Temp.	Overall Freq. Stability	Packaging
Blank: -20°C ~ +70°C	Blank: ±50ppm	Blank: 110pcs / Tube
L: -40°C ~ +85°C	R: ±25 ppm	T: 1,000pcs / reel
		T3: 3,000pcs / reel
		T5: 5,000pcs / reel

Ordering Info	Freq (MHz)	Freq Select Bits [FS1, FS0] – Default is [11]			
		00	01	10	11
Standard Frequency Configuration	f_{OUT}	148.35165	74.17582	148.5	74.25
Custom Configuration	f_{OUT}	Contact Abracon for customized configurations			

Default condition: Frequency select bits [FS1, FS0] are all left floated. FS1, FS0 are pulled high [11]
Frequency combination and default frequency is customized upon request. Please contact Abracon for the frequency combinations.



ASEMCLV

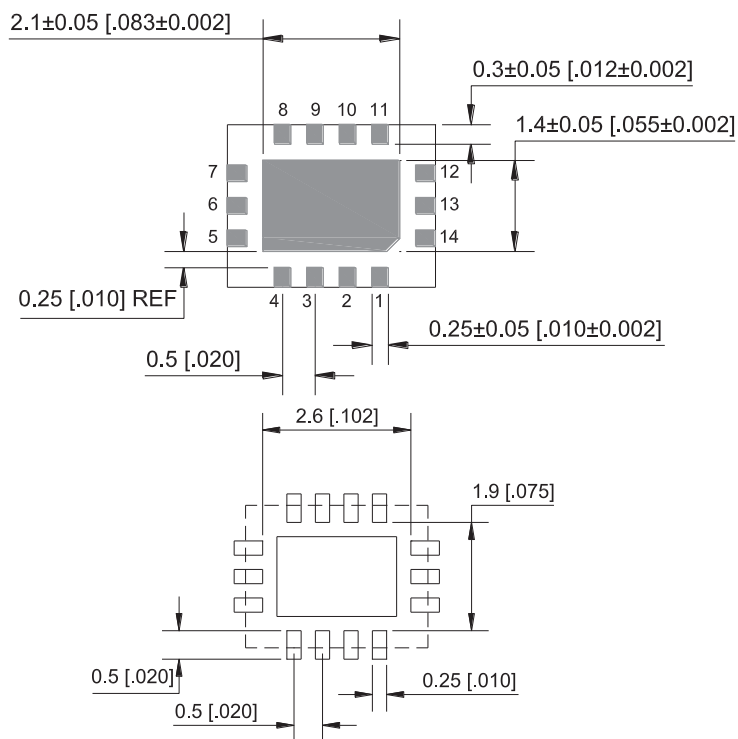
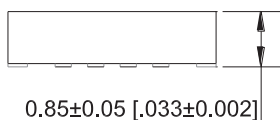
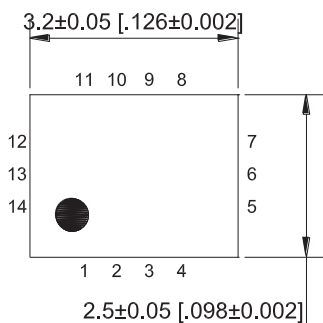
3.2 x 2.5 x 0.85 mm

ASEMCLV



RoHS
Compliant

MECHANICAL DIMENSIONS



Recommended Land Pattern

Pin No.	Pin Name	Pin Type	Description
1	Enable	I	Enables outputs when high and disables when low
2	NC	NA	Leave unconnected or grounded
3	NC	NA	Leave unconnected or grounded
4	GND	Power	Ground
5	FS0	I	Least significant bit for frequency selection
6	FS1	I	Most significant bit for frequency selection
7	NC	NA	Leave unconnected or grounded
8	Output+	O	Positive LVDS Output
9	Output-	O	Negative LVDS Output
10	NC	NA	Leave unconnected or grounded
11	NC	NA	Leave unconnected or grounded
12	VDD2	Power	Power Supply
13	VDD	Power	Power Supply
14	NC	NA	Leave unconnected or grounded

Dimensions: mm (inches)

X-ON Electronics

Largest Supplier of Electrical and Electronic Components

Click to view similar products for [Standard Clock Oscillators](#) category:

Click to view products by [ABRACON](#) manufacturer:

Other Similar products are found below :

[EP1400SJTSC-125.000M](#) [601137](#) [601252](#) [CSX750FBC-24.000M-UT](#) [CSX750FBC-33.333M-UT](#) [CSX750FCC-3.6864M-UT](#) [F335-12](#) [F335-25](#) [F535L-50](#) [DSC506-03FM2](#) [ASA-20.000MHZ-L-T](#) [ASA-25.000MHZ-L-T](#) [ASA-27.000MHZ-L-T](#) [ASV-20.000MHZ-LR-T](#) [ECS-2018-160-BN-TR](#) [EL13C7-H2F-125.00M](#) [MXO45HS-2C-66.6666MHZ](#) [NBXDBB017LN1TAG](#) [NBXHBA019LN1TAG](#) [SiT1602BI-22-33E-50.000000E](#) [SIT8003AC-11-33S-2.04800X](#) [SiT8256AC-23-33E-156.250000X](#) [SIT8918AA-11-33S-50.000000G](#) [SM4420TEV-40.0M-T1K](#) [SMA4306-TL-H](#) [F335-24](#) [F335-40](#) [F335-50](#) [F535L-10](#) [F535L-12](#) [F535L-16](#) [F535L-24](#) [F535L-27](#) [F535L-48](#) [PE7744DW-100.0M](#) [CSX750FBC-20.000M-UT](#) [CSX-750FBC33333000T](#) [CSX750FBC-4.000M-UT](#) [CSX750FBC-7.3728M-UT](#) [CSX750FBC-8.000M-UT](#) [CSX-750FCC14745600T](#) [CSX750FCC-16.000M-UT](#) [CSX-750FCC40000000T](#) [CSX750FCC-4.000M-UT](#) [ASA-22.000MHZ-L-T](#) [ASA2-26.000MHZ-L-T](#) [ASA-40.000MHZ-L-T](#) [ASA-48.000MHZ-L-T](#) [ASA-60.000MHZ-L-T](#) [ASF1-3.686MHZ-N-K-S](#)