


# LOW JITTER PIN CONFIGURABLE DUAL LVDS OUTPUT ULTRA MINIATURE PURE SILICON™ CLOCK OSCILLATOR

ASEMDLV



Life Size   
3.2 x 2.5 x 0.85 mm

**ASEMDLV**



RoHS/RoHS II compliant

## Moisture Sensitivity Level – MSL 1

### FEATURES:

- Ultra Miniature Pure Silicon™ Clock Oscillator
- Pin Configurable LVDS Dual output
- Low Jitter (Period Jitter RMS 3ps typical)
- Low Integrated Phase Jitter 2ps max
- Tight Stability +/-10ppm -40 to +85C
- Excellent Shock & Vibration Immunity

### APPLICATIONS:

- Consumer Electronics
- Storage Area Networks
- SATA, SAS, Fibre Channel
- Passive Optical Networks
- EPON, 10G-EPON, GPON, 10G-PON
- Ethernet
- 1G, 10GBASE-T/KR/LR/SR, and FCoE
- PCI Express

Low Jitter  
Pin Configurable  
LVDS Dual Output  
3G MEMS

### STANDARD SPECIFICATIONS:

#### Pre-programmed Output Frequency Configuration

Ordering Info	Freq (MHz)	Freq Select Bits [FS2, FS1, FS0] – Default is [111]							
		000	001	010	011	100	101	110	<b>111</b>
Frequency Configuration 1	f <sub>OUT1</sub>	148.5	156.25	150	125	125	100	100	<b>400</b>
	f <sub>OUT2</sub>	74.25	125	125	25	50	50	75	<b>200</b>
Custom Configuration	f <sub>OUT1</sub>	Contact Abracon for customized configurations							
	f <sub>OUT2</sub>								

Frequency select bits [FS2, FS1, FS0] are weakly tied high so if left **floated**, the default setting will be [111] and the device will output the associated frequency highlighted in **Bold**. If other frequency combinations are required, please contact Abracon for customized configuration. Please see the configurable frequency range in the section 2.0

#### Key Electrical Specifications

Parameters	Minimum	Typical	Maximum	Units	Notes
Configurable frequency range	2.3		460	MHz	Commercial, Industrial temp range
Operating Temperature	-20		+70	°C	See options
Storage Temperature	-55		+150	°C	
Overall Frequency Stability*1	-50		+50	ppm	See options
Supply Voltage (Vdd)	+2.25		+3.6	V	
Startup Time			5	ms	
Enable Time			20	ns	
Disable Time			5	ns	
Disable Current		21	23	mA	
Tri-state Function (Standby/Disable)	"1" (VIH≥0.75*Vdd) or Open: Oscillation "0" (VIL<0.25*Vdd) : Hi Z			V	40kΩ pull-up resistor embedded
Aging	-5.0		+5.0	ppm	First year
Supply Current (I <sub>dd</sub> )		38		mA	RL=100Ω, F01=F02=156.25MHz
Output Offset Voltage	1.125		1.40	V	RL=100 Ω, Differential
Delta Offset Voltage			50	mV	
Peak to Peak Output Swing		350		mV	Single-Ended
Rise Time	Tr	200	350	ps	RL=100 Ω, CL=2pF
Fall Time	Tf	200	350	ps	20% to 80%
Duty Cycle		48	52	%	Differential

\*1. Frequency stability includes frequency variations due to initial tolerance, temp. and power supply voltage

ABRACON IS  
ISO9001:2008  
CERTIFIED



2 Faraday, Suite# B | Irvine | CA 92618 **Revised: 06.10.15**  
Ph. 949.546.8000 | Fax. 949.546.8001  
Visit [www.abracon.com](http://www.abracon.com) for Terms and Conditions of Sale


# LOW JITTER PIN CONFIGURABLE DUAL LVDS OUTPUT ULTRA MINIATURE PURE SILICON™ CLOCK OSCILLATOR

**ASEMDLV**



RoHS/RoHS II compliant

ASEMDLV

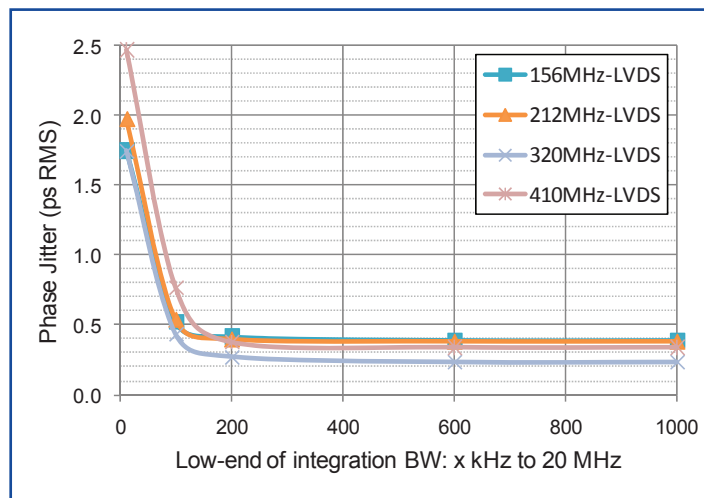


Life Size 3.2 x 2.5 x 0.85 mm

## Key Electrical Specifications (continued)

Parameters	Minimum	Typical	Maximum	Units	Notes
Period Jitter RMS ( $J_{PER}$ )		2.5		ps	F01=F02= 156.25MHz
Integrated Phase Jitter ( $J_{PH}$ )		0.28	2	ps	200kHz ~ 20MHz, @156.25MHz
		0.40	2		100kHz ~ 20MHz, @156.25MHz
		1.70	2		12kHz ~ 20MHz, @156.25MHz

## PHASE JITTER



## ABSOLUTE MAXIMUM RATINGS

Item	Minimum	Maximum	Unit	Condition
Supply Voltage	-0.3	+4.0	V	
Input Voltage	-0.3	$V_{dd}+0.3$	V	
Junction Temp.		+150	°C	
Storage Temp.	-55	+150	°C	
Soldering Temp.		+260	°C	40sec max
ESD			V	
HBM		4,000		
MM		400		
CDM		1,500		

## OPTIONS AND PART IDENTIFICATION: (left blank if standard)

ASEMDLV -  -  -

Operating Temp.	Overall Freq. Stability	Packaging
Blank: -20°C ~ +70°C L: -40°C ~ +85°C	Blank: ±50ppm R: ±25 ppm	Blank*: Tube (110pcs / Tube) T: Tape & Reel (1kpcs / reel) T3: Tape & Reel (3kpcs / reel) T5: Tape & Reel (5kpcs / reel)

\* Due to the immediate availability of stock and the qty of the order, the parts may be delivered as BULK: Cut Tape, Loose parts in Antistatic Bag or in Tube(s). The MOQ per the series will still apply for Tube packaging.

Frequency Combination	Freq (MHz)	Freq Select Bits [FS2, FS1, FS0] – Default is [111]							
		000	001	010	011	100	101	110	111
Standard Configuration	$f_{OUT1}$	148.5	156.25	150	125	125	100	100	400
	$f_{OUT2}$	74.25	125	125	25	50	50	75	200
Custom Configuration	$f_{OUT1}$	Contact Abracon for customized configurations							
	$f_{OUT2}$								

Default condition: Frequency select bits [FS2, FS1, FS0] are all left floated. FS2, FS1, FS0 are pulled high [111]  
Frequency combination and default frequency is customized upon request. Please contact Abracon for the frequency combinations.


ABRACON IS  
ISO9001:2008  
CERTIFIED



2 Faraday, Suite# B | Irvine | CA 92618 Revised: 06.10.15  
Ph. 949.546.8000 | Fax. 949.546.8001  
Visit [www.abracon.com](http://www.abracon.com) for Terms and Conditions of Sale

# LOW JITTER PIN CONFIGURABLE DUAL LVDS OUTPUT ULTRA MINIATURE PURE SILICON™ CLOCK OSCILLATOR

ASEMDLV

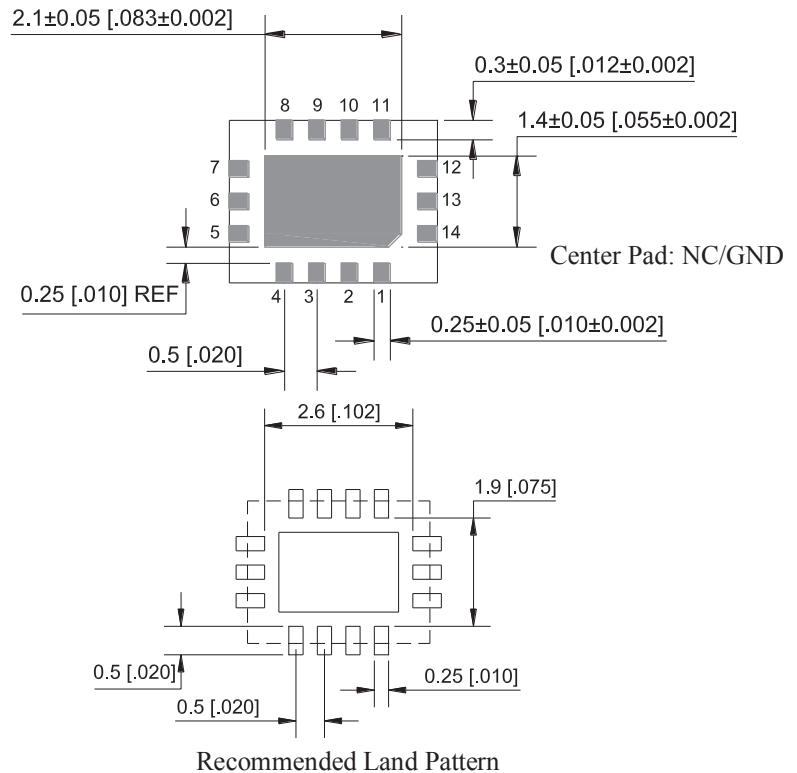
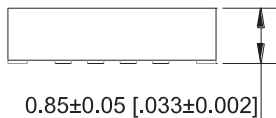
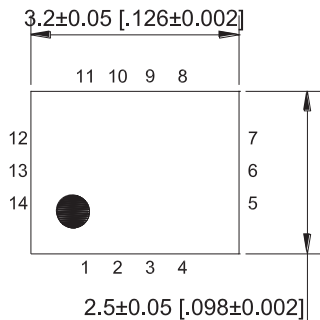


Life Size  
3.2 x 2.5 x 0.85 mm

ASEMDLV

RoHS/RoHS II compliant

## MECHANICAL DIMENSIONS



Pin No.	Pin Name	Pin Type	Description
1	Enable	I	Enables outputs when high and disables (tri-state) them when low
2	NC	NA	Leave unconnected or grounded
3	NC	NA	Leave unconnected or grounded
4	GND	Power	Ground
5	FS0	I	Least significant bit for frequency selection
6	FS1	I	Middle bit for frequency selection
7	FS2	I	Most significant bit for frequency selection
8	Output1+	O	Positive LVDS Output 1
9	Output1-	O	Negative LVDS Output 1
10	Output 2-	O	Negative LVDS Output 2
11	Output 2+	O	Positive LVDS Output 2
12	VDD2	Power	Power Supply 2 for LVDS Output 2
13	VDD	Power	Power Supply
14	NC	NA	Leave unconnected or grounded

Dimensions: mm (inches)


ABRACON IS  
ISO9001:2008  
CERTIFIED



2 Faraday, Suite# B | Irvine | CA 92618 Revised: 06.10.15  
Ph. 949.546.8000 | Fax. 949.546.8001  
Visit [www.abracon.com](http://www.abracon.com) for Terms and Conditions of Sale

# LOW JITTER PIN CONFIGURABLE DUAL LVDS OUTPUT ULTRA MINIATURE PURE SILICON™ CLOCK OSCILLATOR

ASEMDLV



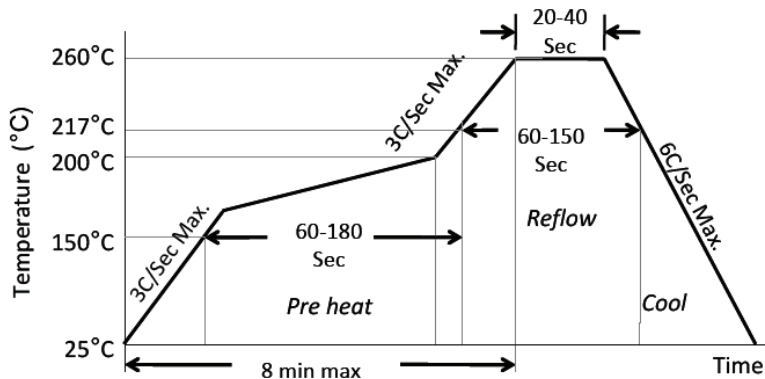
Life Size   
 3.2 x 2.5 x 0.85 mm

ASEMDLV



RoHS/RoHS II compliant

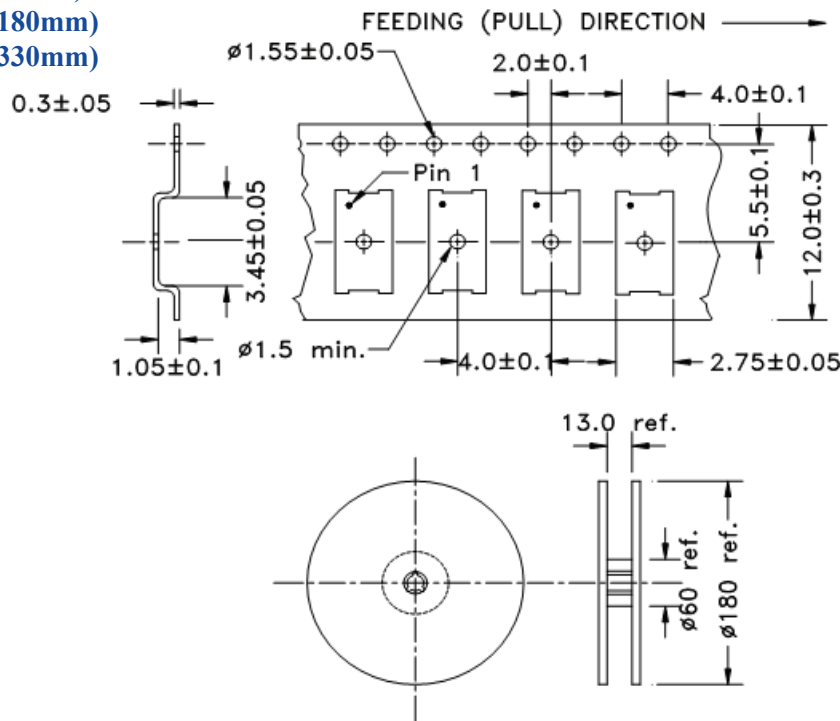
## REFLOW PROFILE



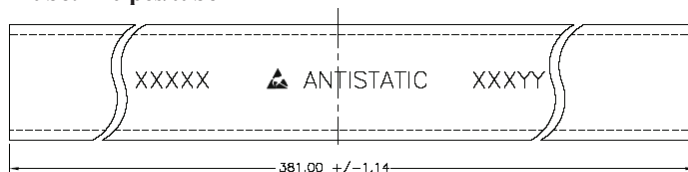
Ramp-Up Rate (200°C to Peak Temp)	3°C/Sec Max.
Preheat Time 150°C to 200°C	60-180 Sec
Time maintained above 217°C	60-150 Sec
Peak Temperature	255-260°C
Time within 5°C of actual Peak	20-40 Sec
Ramp-Down Rate	6°C/Sec Max.
Time 25°C to Peak Temperature	8 min Max.

## TAPE & REEL

T= 1,000pcs/reel (D=180mm)  
T3= 3,000pcs/reel (D=180mm)  
T5= 5,000pcs/reel (D=330mm)



Tube: 110 pcs/tube



Unit orientation in tube:



Dimensions: mm

**ATTENTION:** Abracon Corporation's products are COTS – Commercial-Off-The-Shelf products; suitable for Commercial, Industrial and, where designated, Automotive Applications. Abracon's products are not specifically designed for Military, Aviation, Aerospace, Life-dependant Medical applications or any application requiring high reliability where component failure could result in loss of life and/or property. For applications requiring high reliability and/or presenting an extreme operating environment, written consent and authorization from Abracon Corporation is required. Please contact Abracon Corporation for more information.

ABRACON IS  
ISO9001:2008  
CERTIFIED



2 Faraday, Suite# B | Irvine | CA 92618 Revised: 06.10.15

Ph. 949.546.8000 | Fax. 949.546.8001

Visit [www.abracon.com](http://www.abracon.com) for Terms and Conditions of Sale

## X-ON Electronics

Largest Supplier of Electrical and Electronic Components

*Click to view similar products for [Standard Clock Oscillators](#) category:*

*Click to view products by [ABRACON](#) manufacturer:*

Other Similar products are found below :

[EP1400SJTSC-125.000M](#) [601137](#) [601252](#) [CSX750FBC-24.000M-UT](#) [CSX750FBC-33.333M-UT](#) [CSX750FCC-3.6864M-UT](#) [F335-12](#) [F335-25](#) [F535L-50](#) [DSC506-03FM2](#) [ASA-20.000MHZ-L-T](#) [ASA-25.000MHZ-L-T](#) [ASA-27.000MHZ-L-T](#) [ASV-20.000MHZ-LR-T](#) [ECS-2018-160-BN-TR](#) [EL13C7-H2F-125.00M](#) [MXO45HS-2C-66.6666MHZ](#) [NBXDBB017LN1TAG](#) [NBXHBA019LN1TAG](#) [SiT1602BI-22-33E-50.000000E](#) [SIT8003AC-11-33S-2.04800X](#) [SiT8256AC-23-33E-156.250000X](#) [SIT8918AA-11-33S-50.000000G](#) [SM4420TEV-40.0M-T1K](#) [SMA4306-TL-H](#) [F335-24](#) [F335-40](#) [F335-50](#) [F535L-10](#) [F535L-12](#) [F535L-16](#) [F535L-24](#) [F535L-27](#) [F535L-48](#) [PE7744DW-100.0M](#) [CSX750FBC-20.000M-UT](#) [CSX-750FBC33333000T](#) [CSX750FBC-4.000M-UT](#) [CSX750FBC-7.3728M-UT](#) [CSX750FBC-8.000M-UT](#) [CSX-750FCC14745600T](#) [CSX750FCC-16.000M-UT](#) [CSX-750FCC40000000T](#) [CSX750FCC-4.000M-UT](#) [ASA-22.000MHZ-L-T](#) [ASA2-26.000MHZ-L-T](#) [ASA-40.000MHZ-L-T](#) [ASA-48.000MHZ-L-T](#) [ASA-60.000MHZ-L-T](#) [ASF1-3.686MHZ-N-K-S](#)