

Ultra-miniature, Low Power, 32.768kHz SMD MEMS Oscillator



2.0 x 1.2 x 0.6mm

ASTMK06



RoHS/RoHS II compliant

Moisture Sensitivity Level (MSL) – 1

FEATURES:

- Ultra-miniature size: 2.0 x 1.2 x 0.6mm
- Supply Voltage: 1.5V to 3.63V
- Ultra-Low Current Consumption: 1.0µA typ.(no load)
- Frequency Stabilities include:
 - ±75ppm over -10 to +70°C
 - ±100ppm over -40 to +85°C
- Internal power supply filtering eliminates external bypass capacitor for Vdd port.

APPLICATIONS:

- General Timekeeping
- Battery Management
- Portable devices
- RTC reference clock
- Bluetooth/WiFi modules

STANDARD SPECIFICATIONS:

Parameters	Min	Typ	Max	Unit	Notes
Output Frequency (F _{out})	32.768			kHz	
Initial Frequency Tolerance (F _{init}) ⁽¹⁾	-20		+20	ppm	T _A = +25°C, post reflow, V _{dd} :1.5-3.63V
Frequency Stability over Temperature (F _{stab}) ⁽²⁾	-75		+75	ppm	T _A = -10°C to +70°C, V _{dd} :1.5-3.63V
	-100		+100		T _A = -40°C to +85°C, V _{dd} :1.5-3.63V
Aging (@+25°C)	-1		+1	ppm	First year
Supply Voltage (V _{dd})	1.5		3.63	V	T _A = over temperature
Current Consumption (I _{dd})		1.0		µA	T _A = +25°C, V _{dd} :1.5-3.63V. No load.
			1.9		T _A = -10°C to +70°C, V _{dd} max: 3.63V. No load
			2.2		T _A = -40°C to +85°C, V _{dd} max: 3.63V. No load.
Power Supply Ramp (t _{Vdd_Ramp})			100	ms	Over temperature, 0 to 90% V _{dd}
Start-up Time at Power-up (T _{start})		180	300	ms	T _A = +25°C±10°C
			450		T _A = -40°C to +70°C
			500		T _A = +85°C
Operating Temperature Range (T _{use})	-10		+70	°C	Option "M"
	-40		+85		Option "L"
LVC MOS Output (T _A = Over Temperature. Typical values are at T _A = +25°C)					
Output Rise/Fall Time (t _r /t _f)		100	200	ns	10-90%, 15pF load, V _{dd} :1.5-3.63V
Output Clock Duty Cycle	48		52	%	
Output Voltage	V _{OH}	90%*V _{dd}		V	V _{dd} :1.5-3.63V. I _{OH} = -10µA, 15pF
	V _{OL}		10%*V _{dd}		V _{dd} :1.5-3.63V. I _{OL} = 10µA, 15pF
Output Drive Level			50	pF	≥80% LVC MOS swing, V _{dd} :1.8V, 2.5V, 3.3V
Period Jitter (T _{jitt})		35		ns _{RMS}	Cycles – 10000, T _A = +25°C

Note:

1. Measured peak-to-peak. Tested with Agilent 53132A frequency counter. Due to the low operating frequency, the gate time must be ≥100ms to ensure an accurate frequency measurement.
2. Measured peak-to-peak. Inclusive of initial tolerance at +25°C, and variations over operating temperature, rated power supply voltage and load.

Ultra-miniature, Low Power, 32.768kHz SMD MEMS Oscillator



2.0 x 1.2 x 0.6mm

ASTMK06



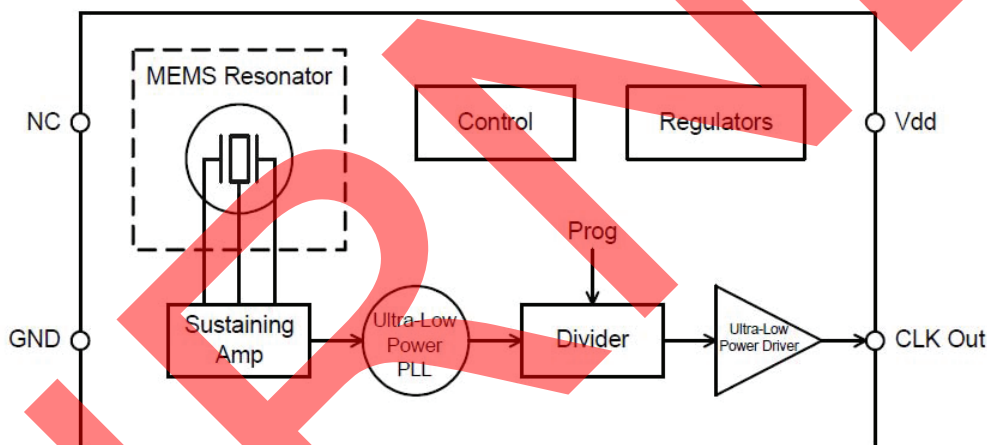
RoHS/RoHS II compliant

Absolute Maximum Ratings

Attempted operation outside the absolute maximum ratings may cause permanent damage to the part. Actual performance of the IC is only guaranteed within the operational specifications, not at absolute maximum ratings.

Parameters	Test Condition	Value	Unit
Continuous Power Supply Voltage Range (V_{dd})		-0.5 to 3.63	V
Short Duration Max. Power Supply Voltage (V_{dd})	≤ 30 minutes	4.0	V
Short Duration Max. Operating Temperature Range	V_{dd} : 1.5-3.63V, ≤ 30 minutes	125	$^{\circ}\text{C}$
Human Body Model (HBM) ESD Protection	JESD22-A114	3000	V
Charge-Device Model (CDM) ESD Protection	JESD22-C101	750	V
Machine Model (MM) ESD Protection	JESD22-A115	300	V
Latch-up Tolerance	JESD78 Compliant		
Mechanical Shock Resistance	Mil 883, Method 2002	10000	g
Mechanical Vibration Resistance	Mil 883, Method 2007	70	g
2012 SMD Junction Temperature		150	$^{\circ}\text{C}$
Storage Temperature		-65 to +150	$^{\circ}\text{C}$

Block Diagram:



PART IDENTIFICATION:

ASTMK06 - 32.768 kHz - -

Operating Temp.

M: -10 $^{\circ}\text{C}$ ~ +70 $^{\circ}\text{C}$

L: -40 $^{\circ}\text{C}$ ~ +85 $^{\circ}\text{C}$

Freq. Stability

P: ± 75 ppm
(-10 $^{\circ}\text{C}$ ~ +70 $^{\circ}\text{C}$ only)

Q: ± 100 ppm
(-40 $^{\circ}\text{C}$ ~ +85 $^{\circ}\text{C}$ only)

Packaging

Blank: Bulk


T3: Tape & Reel
(3kpcs / reel)

T10: Tape & Reel
(10kpcs / reel)

Ultra-miniature, Low Power, 32.768kHz SMD MEMS Oscillator

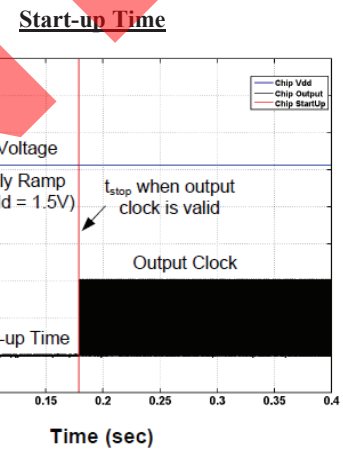
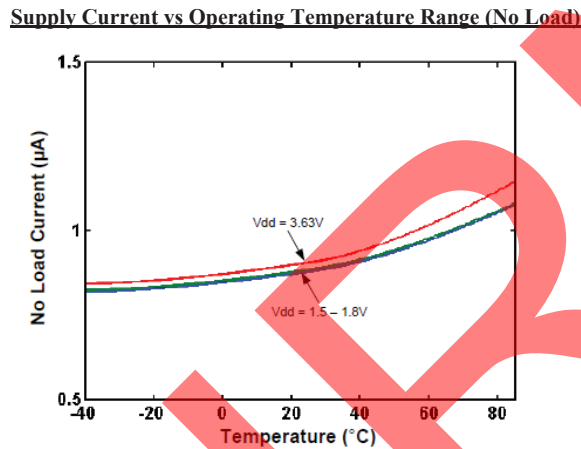
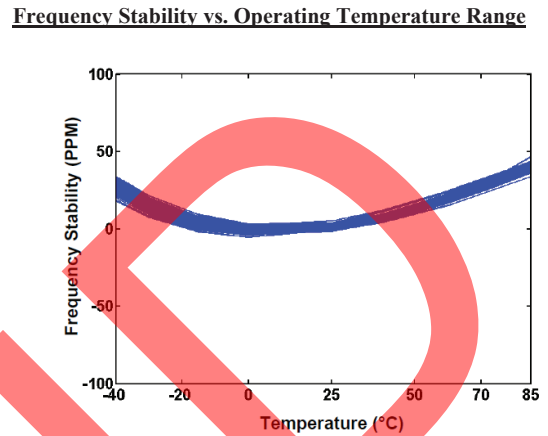
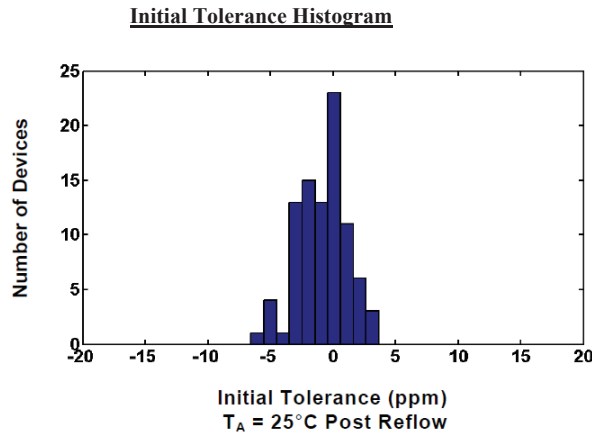
ASTMK06

Pb RoHS/RoHS II compliant

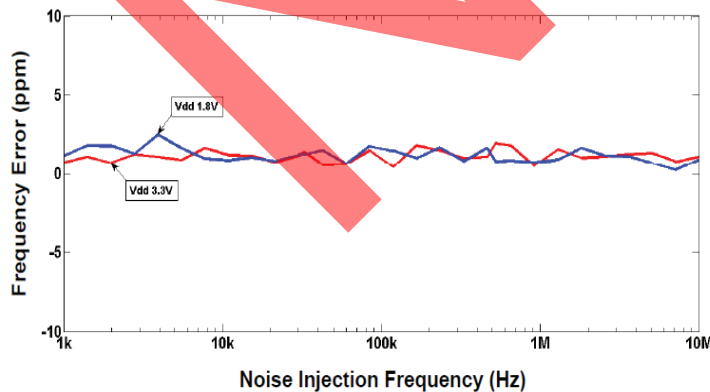


2.0 x 1.2 x 0.6mm

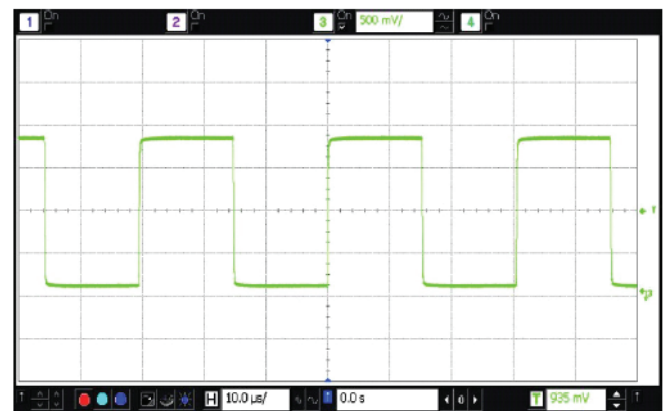
TYPICAL PERFORMANCE DATA (TA=25°C, Vdd=1.8V, unless otherwise stated)



Power Supply Noise Rejection (±150mV Noise)



LVC MOS Output Waveform (V_{swing} = 1.8V)



Ultra-miniature, Low Power, 32.768kHz SMD MEMS Oscillator

ASTMK06

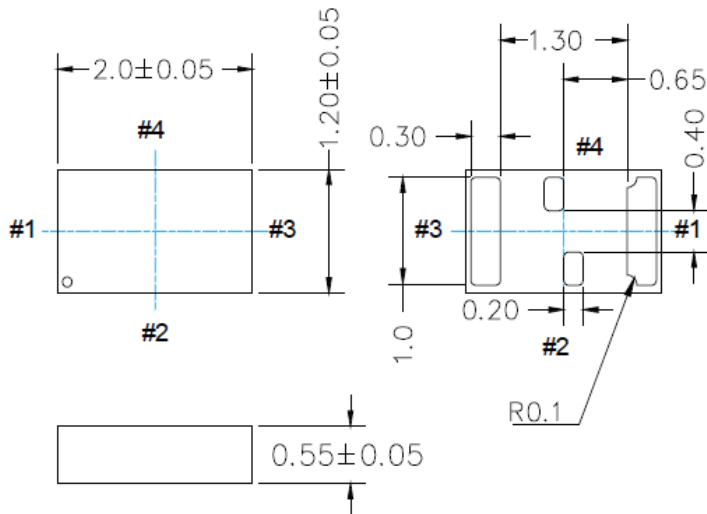


RoHS/RoHS II compliant

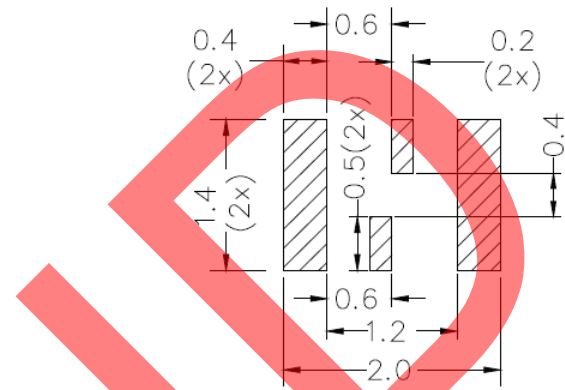


2.0 x 1.2 x 0.6mm

OUTLINE DRAWING:



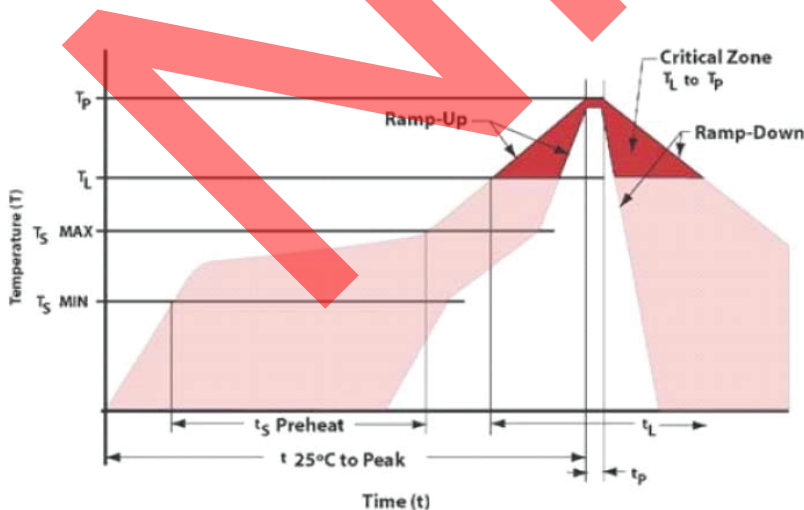
Recommended Land Pattern



Pin	Name	I/O	Functionality
1	NC	No Connect	No connection. Will not respond to any input signal
2	GND	Power Supply Ground	Connect to ground. All GND pins must be connected to power supply ground.
3	CLK Out	OUT	Oscillator clock output.
4	V _{dd}	Power Supply	Connect to power supply 1.5V ≤ V _{dd} ≤ 3.63V. Under normal operating conditions, V _{dd} doesn't require external bypass/decoupling capacitor(s). Internal power supply filtering will reject more than ±150mV _{pp} with frequency components through 10MHz

Dimensions: mm

REFLOW PROFILE:



Item	Conditions
T _S MAX to T _L (Ramp-up Rate)	3°C/second max
Preheat	
Temperature Minimum (T _S MIN)	150°C
Temperature Typical (T _S TYP)	175°C
Temperature Maximum (T _S MAX)	200°C
Time (t _s)	60 – 180 seconds
Ramp-up Rate (T _L to T _p)	3°C/second max
Time Maintained Above	
Temperature (T _L)	217°C
Time (t _L)	60 – 150 seconds
Peak Temperature (T _p)	260°C max
Target Peak Temperature (T _p Target)	255°C
Time within 5°C of actual peak (t _p)	20 – 40 seconds
Max. Number of Reflow Cycles	3
Ramp-down Rate	6°C/second max
Time 25°C to Peak Temperature (t)	8 minutes max

Ultra-miniature, Low Power, 32.768kHz SMD MEMS Oscillator

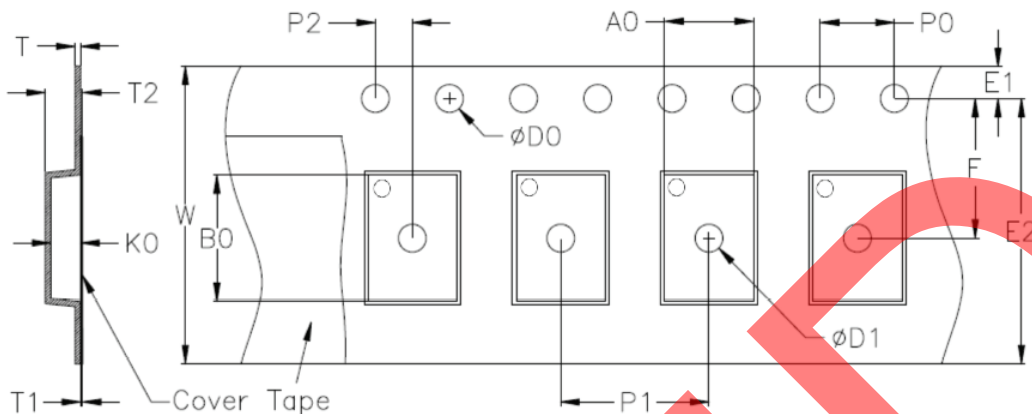


2.0 x 1.2 x 0.6mm

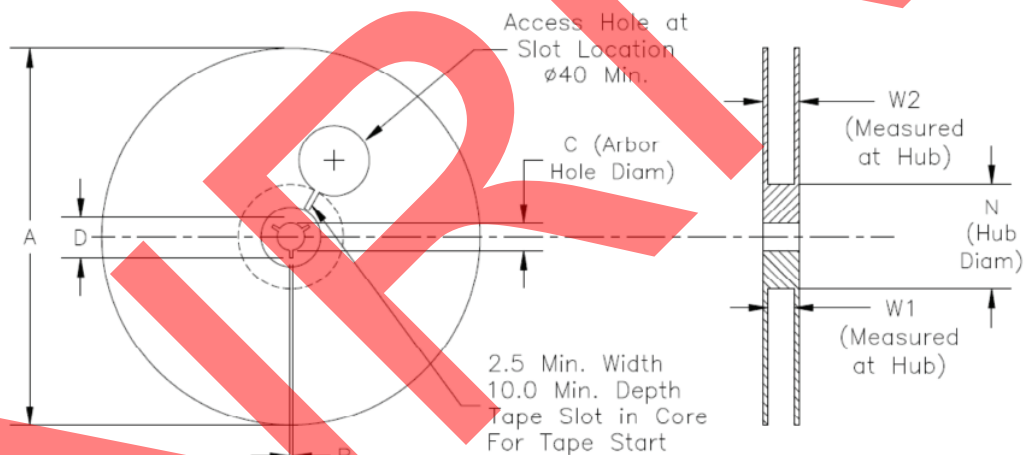
ASTMK06

Pb RoHS/RoHS II compliant

TAPE & REEL:



D0	D1 min.	E1	E2 min.	F	P0	P1	P2
1.55±0.05	1.0	1.75±0.1	6.05	3.5±0.05	4.0±0.1	4.0±0.1	2.0±0.05
T	T1 max.	T2 max.	W max.	A0	B0	K0	
0.25±0.05	NA	NA	8.3	1.6±0.05	2.25±0.10	0.65±0.05	



Option	A max.	B min.	C	D min.	N	W1	W2 max.
T3	180.5	1.5	13.0+0.6/-0.2	20.2	60±0.5	8.4+1.5/-0	14.4
T10	330	1.5	13.0±0.2	20.2	100±0.5	8.4+1.5/-0	14.4

T3= Tape and reel (3,000pcs/reel)
T10= Tape and reel (10,000pcs/reel)

Unit: mm

ATTENTION: Abracon LLC's products are COTS – Commercial-Off-The-Shelf products; suitable for Commercial, Industrial and, where designated, Automotive Applications. Abracon's products are not specifically designed for Military, Aviation, Aerospace, Life-dependent Medical applications or any application requiring high reliability where component failure could result in loss of life and/or property. For applications requiring high reliability and/or presenting an extreme operating environment, written consent and authorization from Abracon LLC is required. Please contact Abracon LLC for more information.



5101 Hidden Creek Ln Spicewood TX 78669
Phone: 512-371-6159 | Fax: 512-351-8858
For terms and conditions of sales, please visit:
www.abracon.com

REVISED: 05.27.2021

ABRACON IS
ISO9001-2015
CERTIFIED

X-ON Electronics

Largest Supplier of Electrical and Electronic Components

Click to view similar products for [Standard Clock Oscillators](#) category:

Click to view products by [ABRACON](#) manufacturer:

Other Similar products are found below :

[601252](#) [F335-12](#) [F335-25](#) [F535L-33.333](#) [F535L-50](#) [ASV-20.000MHZ-LR-T](#) [ECS-2018-160-BN-TR](#) [MXO45HS-2C-66.6666MHZ](#)
[SiT8209AI-32-33E-125.000000](#) [SIT8918AA-11-33S-50.000000G](#) [SM4420TEV-40.0M-T1K](#) [F335-24](#) [F335-40](#) [F535L-10](#) [F535L-12](#) [F535L-16](#) [F535L-24](#) [F535L-27](#) [F535L-48](#) [PE7744DW-100.0M](#) [CSX-750FCC14745600T](#) [ASF1-3.686MHZ-N-K-S](#) [XO57CTECNA3M6864](#) [ECS-2100A-147.4](#) [601251](#) [EP16E7E2H26.000MTR](#) [SIT8918AA-11-33S-16.000000G](#) [XO3003](#) [9120AC-2D2-33E212.500000](#) [9102AI-243N25E100.00000](#) [8208AC-82-18E-25.00000](#) [8008AI-72-XXE-24.545454E](#) [8004AC-13-33E-133.33000X](#) [AS-4.9152-16-SMD-TR](#) [ASFL1-48.000MHZ-LC-T](#) [SIT8920AM-31-33E-25.0000](#) [DSC1028DI2-019.2000](#) [9121AC-2C3-25E100.00000](#) [9102AI-233N33E100.00000X](#) [9102AI-233N25E200.00000](#) [9102AI-232H25S125.00000](#) [9102AI-133N25E200.00000](#) [9102AC-283N25E200.00000](#) [9001AC-33-33E1-30.000](#) [XLH536125.000JS4I](#) [3921AI-2CF-33NZ125.000000](#) [5730-1SF](#) [PXA000010](#) [SIT1602BC-83-33E-10.000000Y](#) [8003AI-12-33S-40.00000Y](#)