

CMOS/TTL COMPATIBLE VOLTAGE CONTROLLED CRYSTAL OSCILLATOR



7.0 x 5.0 x 1.6 mm

ASVV



RoHS
Compliant

FEATURES:

- Low profile (1.6) SMD VCXO
- Tristate functions
- Seam sealed package assures high reliability
- CMOS/TTL output
- Suitable for RoHS compliant reflow process

APPLICATIONS:

- Phase locked loops (PLLs)
- Synthesizers
- Clock Recover, Digital Transmission device
- Digital set-up box
- Computers; Test Equipment

STANDARD SPECIFICATIONS:

Parameters		Minimum	Typical	Maximum	Units	Notes
Frequency Range:		1.0	-----	200	MHz	
Operating Temperature:		0	-----	+70	°C	See options
Storage Temperature:		-45	-----	+90	°C	
Overall Frequency Stability*:		-50	-----	+50	ppm	See options
Supply Voltage (Vdd):		3.135	3.3	3.465	V	3.3V±5%
Control Voltage (Vc):		0.15	1.65	3.15	V	
Supply Current (I _{dd}):		-----	1.1 ~ 2.0	5.0	mA	1.000~11.999 MHz
		-----	1.4 ~ 4.0	8.0		12.000~26.999 MHz
		-----	1.8 ~ 5.0	10.0		27.000~39.999 MHz
		-----	3.4 ~ 8.0	15.0		40.000~57.999 MHz
		-----	5.9 ~ 20.0	35.0		58.000~99.999 MHz
		-----	20.0 ~ 30.0	40.0		100.000~200.000 MHz
Linearity:		-10	-----	10	%	
Output Load		-----	-----	15	pF	
		-----	-----	5	TTL	
Output Voltage:	V _{OH}	0.9*Vdd	-----	-----	V	
	V _{OL}	-----	-----	0.1*Vdd	V	
Pullability:		±80	-----	-----	ppm	See options
Tri-state function (Stand-by) :		"1" (VIH≥2.2V) or Open: Oscillation "0" (VIH<0.8V) : Hi Z				
Aging:		-3.0	-----	+3.0	ppm	@+25°C First year
Symmetry:		40	-----	60	%	
Start-up Time :		-----	1.1 ~ 2.0	5	ms	@1/2Vdd (See options)
Rise/Fall Time (Tr/Tf):		-----	1.6 ~ 4.0	8.0	ns	1.000~11.999 MHz
		-----	1.0 ~ 3.0	6.0		12.000~26.999 MHz
		-----	1.4 ~ 2.5	5.0		27.000~39.999 MHz
		-----	1.1 ~ 2.0	4.0		40.000~57.999 MHz
		-----	0.7 ~ 2.0	3.0		58.000~99.999 MHz
		-----	0.9 ~ 1.5	3.0		100.000~200.000 MHz
Period jitter RMS :		-----	2.0	3.5	ps	1.000~11.999 MHz
		-----	2.0	3.5		12.000~26.999 MHz
		-----	2.0	3.5		27.000~39.999 MHz
		-----	2.0	3.5		40.000~57.999 MHz
		-----	5.0	8.0		58.000~99.999 MHz
		-----	7.0	10.0		100.000~200.000 MHz
Phase jitter RMS (12kHz to 20MHz):		-----	0.5	1.0	ps	1.000~11.999 MHz
		-----	0.5	1.0		12.000~26.999 MHz
		-----	0.5	1.0		27.000~39.999 MHz
		-----	0.5	1.0		40.000~57.999 MHz
		-----	4.5	5.5		58.000~99.999 MHz
		-----	5.0	6.0		100.000~200.000 MHz

ABRACON IS
ISO9001:2008
CERTIFIED



ABRACON
CORPORATION

Visit www.abracon.com for Terms & Conditions of Sale **Revised 04.04.11**
30332 Esperanza, Rancho Santa Margarita, California 92688
tel 949-546-8000 | fax 949-546-8001 | www.abracon.com

CMOS/TTL COMPATIBLE VOLTAGE CONTROLLED CRYSTAL OSCILLATOR



7.0 x 5.0 x 1.6 mm

ASVV



RoHS
Compliant

STANDARD SPECIFICATIONS - continued:

Phase Noise (Typical value):	Offset	1kHz	10kHz	100kHz	dBc
	10.000MHz Carrier	-137.8	-148.4	-148.3	
	12.288MHz Carrier	-130.0	-145.0	-148.0	
	16.384 MHz Carrier	-136.1	-147.9	-152.2	
	19.440 MHz Carrier	-133.4	-147.3	-151.6	
	25.000 MHz Carrier	-134.3	-149.4	-152.1	
	32.768 MHz Carrier	-130.6	-144.6	-149.7	
	35.328 MHz Carrier	-120.0	-143.0	-150.0	
	44.736 MHz Carrier	-125.8	-142.4	-151.4	
	55.296 MHz Carrier	-130.4	-146.0	-149.0	
	57.142 MHz Carrier	-105.0	-130.0	-117.0	
	60.000 MHz Carrier	-123.4	-134.3	-147.4	
	100.000 MHz Carrier	-115.0	-125.0	-117.0	
	120.000 MHz Carrier	-108.0	-123.0	-116.0	
125.000 MHz Carrier	-112.6	-127.1	-122.3		
155.250 MHz Carrier	-108.0	-120.0	-113.0		

OPTIONS & PART IDENTIFICATION:

(Left blank if standard)

ASVV - MHz - - - -

Frequency in MHz
Please specify the frequency in MHz.
e.g. 14.31818MHz

Packaging
Blank: Bulk
T: Tape & Reel

Pullability
Blank: ±80ppm
N102: ±100ppm
N122: ±120ppm
N152: ±150ppm

Symmetry
Blank: 40/60% @ 1/2Vdd
S: 45/55% @ 1/2Vdd

Operating Temperature	Frequency stability (ppm)			
	±20 ppm	±25 ppm	±30 ppm	±50 ppm
0°C to 50°C	I20	I25	I30	I50
0°C to 60°C	B20	B25	B30	B50
-10°C to 60°C	D20	D25	D30	D50
0°C to 70°C	C20	C25	C30	STD (Left blank)
-10°C to 70°C	F20	F25	F30	F50
-20°C to 70°C	E20	E25	E30	E50
-40°C to 85°C	-----	L25	L30	L50



CMOS/TTL COMPATIBLE VOLTAGE CONTROLLED CRYSTAL OSCILLATOR



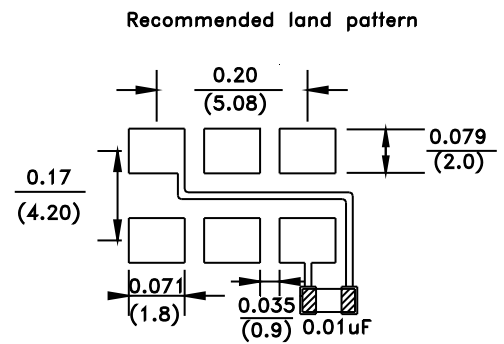
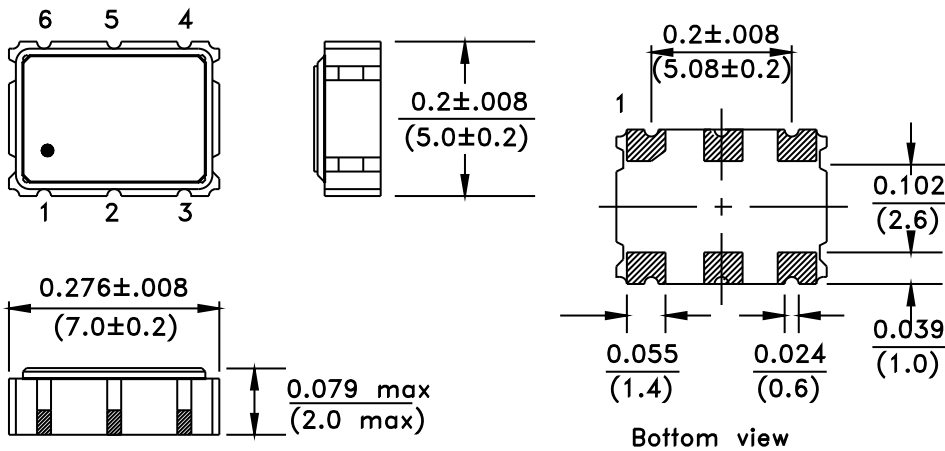
7.0 x 5.0 x 1.6 mm

ASVV



RoHS
Compliant

OUTLINE DRAWING:



PIN #	Name
1	V _c
2	Tri-state
3	GND
4	Output
5	NC
6	V _{dd}

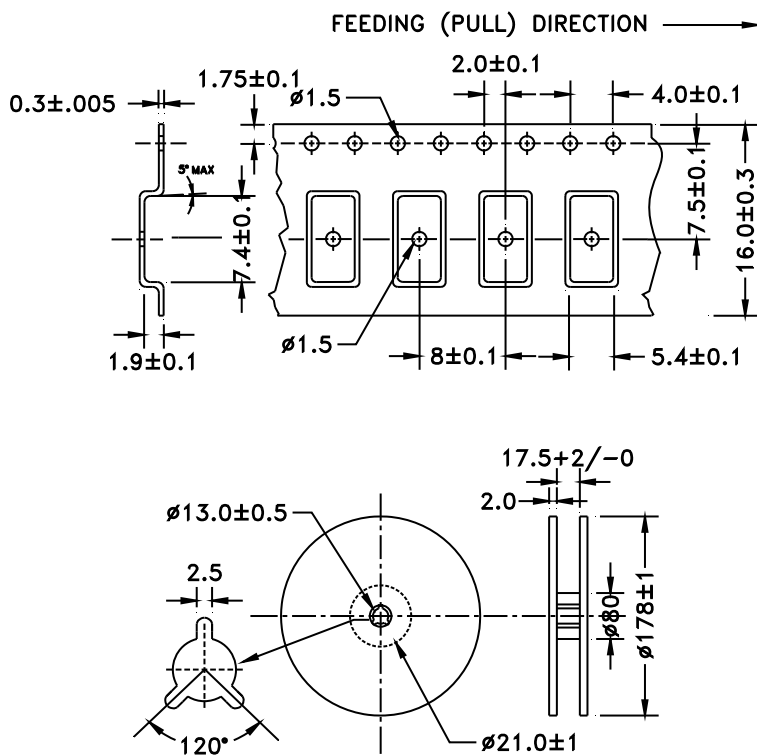
Note 1: Due to the material availability, the chamfer on pin 1 may have different outline.

Note 2: Recommend using an approximately 0.01 μF bypass capacitor between PIN 3 and 6.

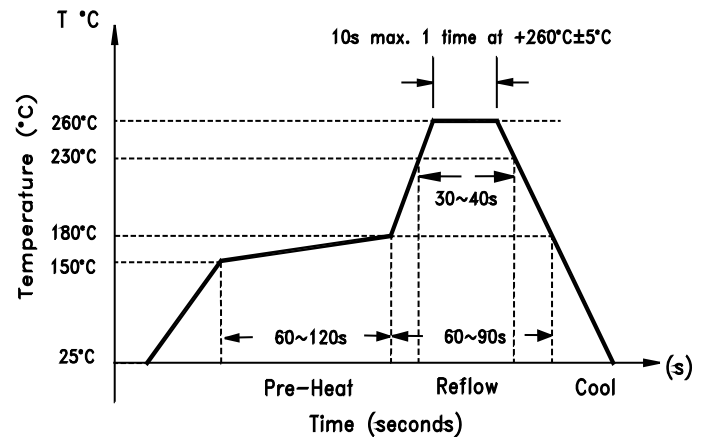
Dimensions: inches (mm)

TAPE & REEL: T= Tape and reel (1,000pcs/reel)

REFLOW PROFILE:



Dimensions: mm



ATTENTION: Abracon Corporation's products are COTS – Commercial-Off-The-Shelf products; suitable for Commercial, Industrial and, where designated, Automotive Applications. Abracon's products are not specifically designed for Military, Aviation, Aerospace, Life-dependant Medical applications or any application requiring high reliability where component failure could result in loss of life and/or property. For applications requiring high reliability and/or presenting an extreme operating environment, written consent and authorization from Abracon Corporation is required. Please contact Abracon Corporation for more information.

ABRACON IS
ISO9001:2008
CERTIFIED



ABRACON
CORPORATION

Visit www.abracon.com for Terms & Conditions of Sale **Revised 04.04.11**

30332 Esperanza, Rancho Santa Margarita, California 92688

tel 949-546-8000 | fax 949-546-8001 | www.abracon.com

X-ON Electronics

Largest Supplier of Electrical and Electronic Components

Click to view similar products for [VCXO Oscillators](#) category:

Click to view products by [Abracon](#) manufacturer:

Other Similar products are found below :

[3808AI-DF-33NG-80.0000](#) [SIT3808AI-CF-33EM-50.000000X](#) [603281](#) [YNETHE125](#) [SiT3701AC-43-33C-10.00000X](#) [315LB3I1250T](#)
[CVPD-922X-100.000](#) [CVSS-945-125.000](#) [ASVV-4.096 MHz-L50-N152-T](#) [CVHD-950-122.880](#) [CVHD-950-80.000](#) [CVHD950X-54.000](#)
[ASG-P-V-A-1.000GHZ](#) [ECXV-P37C2M-640.000](#) [CVPD-920-80.000](#) [CVHD-957-22.57920](#) [ECXV-P37C2N-155.520](#) [ECXV-P37C2N-56.000](#)
[ECXV-P37C2N-184.320](#) [ECXV-P37C2N-155.000](#) [ECXV-P35C2N-155.520](#) [LFVCXO067515Bulk](#) [ASG-D-V-A-1.000GHZ](#) [ASG-D-V-A-](#)
[491.520MHz](#) [CVHD-950-74.25](#) [CVPD-920-74.25](#) [ABLNO-V-92.160MHZ](#) [ABLNO-V-120.000MHZ](#) [ABLNO-V-80.000MHZ](#) [ABLJO-V-](#)
[100.000MHZ](#) [ABLJO-V-120.000MHZ](#) [ABLJO-V-122.880MHZ](#) [ABLJO-V-150.000MHZ](#) [ABLJO-V-155.520MHZ](#) [ABLJO-V-160.000MHZ](#)
[ABLJO-V-200.000MHZ](#) [ABLJO-V-200.000MHZ-T](#) [ABLNO-V-100.000MHZ](#) [ABLNO-V-100.000MHZ-T2](#) [ABLNO-V-120.000MHZ-T2](#)
[ABLNO-V-122.880MHz](#) [ABLNO-V-125.000MHz](#) [ABLNO-V-156.250MHz](#) [ABLNO-V-96.000MHz](#) [ABLNO-V-96.000MHz-T2](#) [ABLNO-V-](#)
[104.000MHz](#) [ABLNO-V-125.000MHz-T2](#) [ASG2-D-V-A-1000.000MHz](#) [ASG2-D-V-B-644.53125MHz](#) [ASG2-P-V-A-1000.000MHz](#)