


THIN FILM CHIP INDUCTORS

ATFC-0201

RoHS
Compliant

0.60 x 0.30 x 0.23mm



FEATURES:

- Photolithographic single layer ceramic chip
- High SRF, excellent Q, superior temperature stability
- Tight tolerance $\pm 0.1\text{nH}$ available
- Self resonant frequency controlled within 10%
- Stable inductance in high frequency circuit
- Highly stable design for critical needs

APPLICATIONS:

- Cell phones and GPS
- VCO, TCXO Circuit and RF Transceiver Module
- Wireless LAN, Bluetooth Module, Communication Appliances

STANDARD SPECIFICATIONS:

PARAMETERS

| | |
|-------------------------|---|
| ABRACON P/N: | ATFC-0201 |
| Operating temperature : | -25°C to +85°C |
| Storage temperature: | 25 \pm 3°C; Humidity <80%RH in Tape & Reel. |

| Part Number ATFC-0201- Inductance Code | L(nH) | Tolerance ($\pm\%$) | Q, Min @ 500MHz | SRF Min (GHz) | R _{DC} Max (Ω) | I _{DC} Max (mA) |
|--|-------|--------------------------|-----------------|------------------|-------------------------------------|-----------------------------|
| ATFC-0201-0N1 | 0.1 | B, C, S | 8 | 9 | 0.20 | 400 |
| ATFC-0201-0N2 | 0.2 | B, C, S | 8 | 9 | 0.20 | 400 |
| ATFC-0201-0N3 | 0.3 | B, C, S | 8 | 9 | 0.20 | 400 |
| ATFC-0201-0N4 | 0.4 | B, C, S | 8 | 9 | 0.25 | 350 |
| ATFC-0201-0N5 | 0.5 | B, C, S | 8 | 9 | 0.25 | 350 |
| ATFC-0201-0N6 | 0.6 | B, C, S | 8 | 9 | 0.25 | 350 |
| ATFC-0201-0N7 | 0.7 | B, C, S | 8 | 9 | 0.30 | 300 |
| ATFC-0201-0N8 | 0.8 | B, C, S | 8 | 9 | 0.30 | 300 |
| ATFC-0201-0N9 | 0.9 | B, C, S | 8 | 9 | 0.30 | 300 |
| ATFC-0201-1N0 | 1.0 | B, C, S | 8 | 9 | 0.30 | 300 |
| ATFC-0201-1N1 | 1.1 | B, C, S | 8 | 9 | 0.35 | 300 |
| ATFC-0201-1N2 | 1.2 | B, C, S | 8 | 9 | 0.35 | 300 |
| ATFC-0201-1N3 | 1.3 | B, C, S | 8 | 9 | 0.45 | 250 |
| ATFC-0201-1N4 | 1.4 | B, C, S | 8 | 9 | 0.45 | 250 |
| ATFC-0201-1N5 | 1.5 | B, C, S | 8 | 9 | 0.45 | 250 |
| ATFC-0201-1N6 | 1.6 | B, C, S | 8 | 9 | 0.55 | 200 |
| ATFC-0201-1N7 | 1.7 | B, C, S | 8 | 9 | 0.55 | 200 |
| ATFC-0201-1N8 | 1.8 | B, C, S | 8 | 9 | 0.55 | 200 |
| ATFC-0201-1N9 | 1.9 | B, C, S | 8 | 9 | 0.55 | 200 |
| ATFC-0201-2N0 | 2.0 | B, C, S | 8 | 8 | 0.70 | 200 |
| ATFC-0201-2N1 | 2.1 | B, C, S | 8 | 8 | 0.70 | 200 |
| ATFC-0201-2N2 | 2.2 | B, C, S | 8 | 8 | 0.70 | 200 |
| ATFC-0201-2N3 | 2.3 | B, C, S | 8 | 8 | 0.80 | 150 |
| ATFC-0201-2N4 | 2.4 | B, C, S | 8 | 8 | 0.80 | 150 |
| ATFC-0201-2N5 | 2.5 | B, C, S | 8 | 8 | 0.80 | 150 |
| ATFC-0201-2N6 | 2.6 | B, C, S | 8 | 8 | 0.80 | 150 |
| ATFC-0201-2N7 | 2.7 | B, C, S | 8 | 8 | 0.80 | 150 |
| ATFC-0201-2N8 | 2.8 | B, C, S | 8 | 6 | 1.00 | 150 |
| ATFC-0201-2N9 | 2.9 | B, C, S | 8 | 6 | 1.00 | 150 |
| ATFC-0201-3N0 | 3.0 | B, C, S | 8 | 6 | 1.00 | 150 |
| ATFC-0201-3N1 | 3.1 | B, C, S | 8 | 6 | 1.00 | 150 |
| ATFC-0201-3N2 | 3.2 | B, C, S | 8 | 6 | 1.00 | 150 |
| ATFC-0201-3N3 | 3.3 | B, C, S | 8 | 6 | 1.00 | 150 |
| ATFC-0201-3N4 | 3.4 | B, C, S | 8 | 6 | 1.20 | 150 |
| ATFC-0201-3N5 | 3.5 | B, C, S | 8 | 6 | 1.20 | 150 |
| ATFC-0201-3N6 | 3.6 | B, C, S | 8 | 6 | 1.20 | 150 |
| ATFC-0201-3N7 | 3.7 | B, C, S | 8 | 6 | 1.20 | 150 |
| ATFC-0201-3N8 | 3.8 | B, C, S | 8 | 6 | 1.20 | 150 |
| ATFC-0201-3N9 | 3.9 | B, C, S | 8 | 6 | 1.20 | 150 |

ABRACON IS
ISO 9001 /2008
CERTIFIED



ABRACON
CORPORATION


Visit www.abracon.com for Terms & Conditions of Sale
30332 Esperanza, Rancho Santa Margarita, California 92688
tel 949-546-8000 | fax 949-546-800 | www.abracon.com

Revised: 05.20.13
30332 Esperanza, Rancho Santa Margarita, California 92688
www.abracon.com

THIN FILM CHIP INDUCTORS

ATFC-0201

RoHS
Compliant



Key Electrical Specifications (Con'd)

| Part Number AITFC-0201- Inductance Code | L(nH) | Tolerance (±%) | Q, Min @ 500MHz | SRF Min (GHz) | R _{DC} Max (Ω) | I _{DC} Max (mA) |
|---|-------|-------------------|-----------------|------------------|----------------------------|-----------------------------|
| ATFC-0201-4N0 | 4.0 | B, C, S | 8 | 6 | 1.20 | 150 |
| ATFC-0201-4N4 | 4.4 | B, C, S | 8 | 6 | 1.30 | 140 |
| ATFC-0201-4N7 | 4.7 | B, C, S | 8 | 6 | 1.40 | 130 |
| ATFC-0201-4N9 | 4.9 | B, C, S | 8 | 6 | 1.60 | 130 |
| ATFC-0201-5N6 | 5.6 | G, J | 8 | 4 | 1.80 | 130 |
| ATFC-0201-6N1 | 6.1 | G, J | 8 | 4 | 2.00 | 120 |
| ATFC-0201-6N8 | 6.8 | G, J | 8 | 4 | 2.30 | 110 |
| ATFC-0201-7N4 | 7.4 | G, J | 8 | 4 | 2.80 | 110 |
| ATFC-0201-8N2 | 8.2 | G, J | 8 | 3 | 3.00 | 110 |
| ATFC-0201-9N1 | 9.1 | G, J | 8 | 3 | 3.25 | 100 |
| ATFC-0201-9N2 | 9.2 | G, J | 8 | 3 | 3.25 | 100 |
| ATFC-0201-10N | 10 | G, J | 8 | 2 | 3.50 | 80 |

Test Conditions and Equipments

Inductance (L)

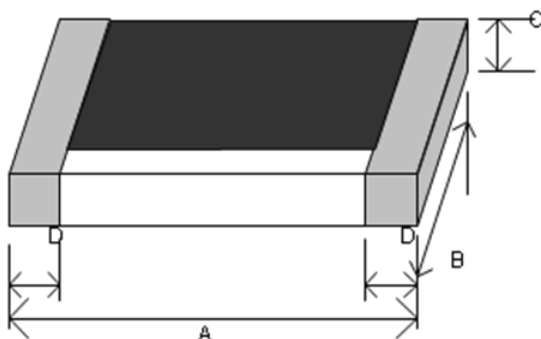
- Test equipment: Agilent4287A+Agilent16196C
- Test frequency: 500MHz

PART IDENTIFICATION:

ATFC- 0201- [] [] - []

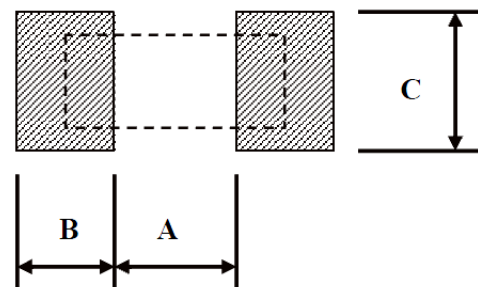
| Inductance Code | Inductance Tolerance | Packaging |
|---------------------------------|----------------------|-------------------------------------|
| Please refer to the table above | J: ±5% | T: Tape and Reel (10kpcs / reel) |
| | G: ±2% | |
| | S: ±0.3nH | |
| | C: ±0.2nH | |
| | B: ±0.1nH | |

OUTLINE DIMENSIONS:



| A | B | C | D |
|-----------|-----------|-----------|-----------|
| 0.60±0.05 | 0.30±0.05 | 0.23±0.05 | 0.15±0.05 |

Recommended Land Pattern




| A | B | C |
|------|------|----------|
| 0.30 | 0.25 | 0.30±0.2 |

Dimension: mm


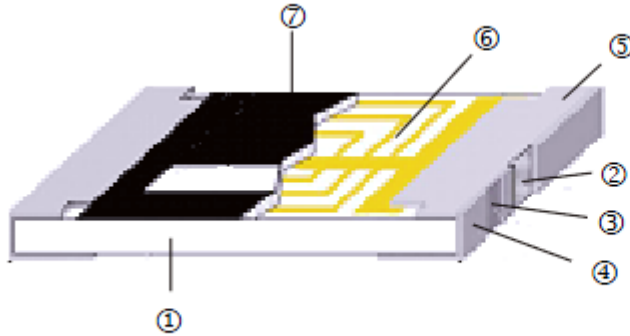
THIN FILM CHIP INDUCTORS

ATFC-0201

RoHS
Compliant

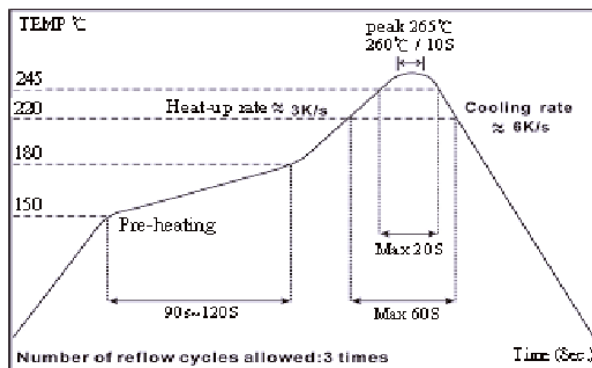


MATERIALS:



| No. | Material |
|-----|-------------------------|
| 1 | Alumina Substrate |
| 2 | Inner Electrode (Ni-Cr) |
| 3 | Barrier Layer (Ni) |
| 4 | External Electrode (Sn) |
| 5 | Edge Electrode |
| 6 | Cu Circuits |
| 7 | Overcoat |


REFLOW PROFILE:



THIN FILM CHIP INDUCTORS

ATFC-0201

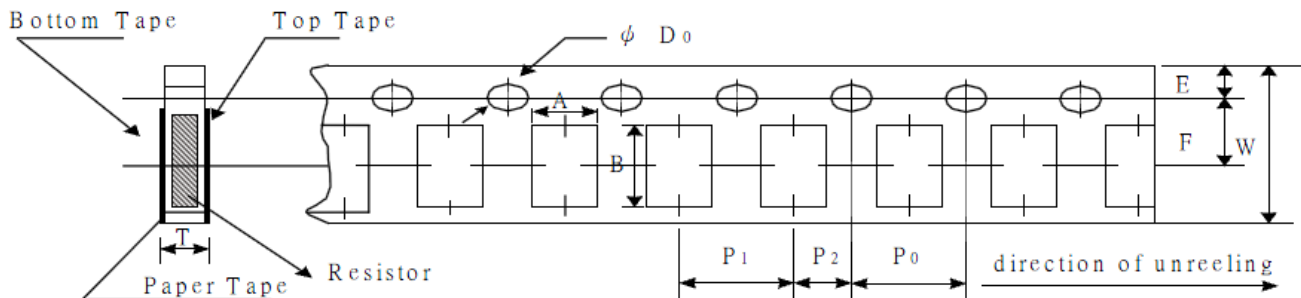
RoHS
Compliant



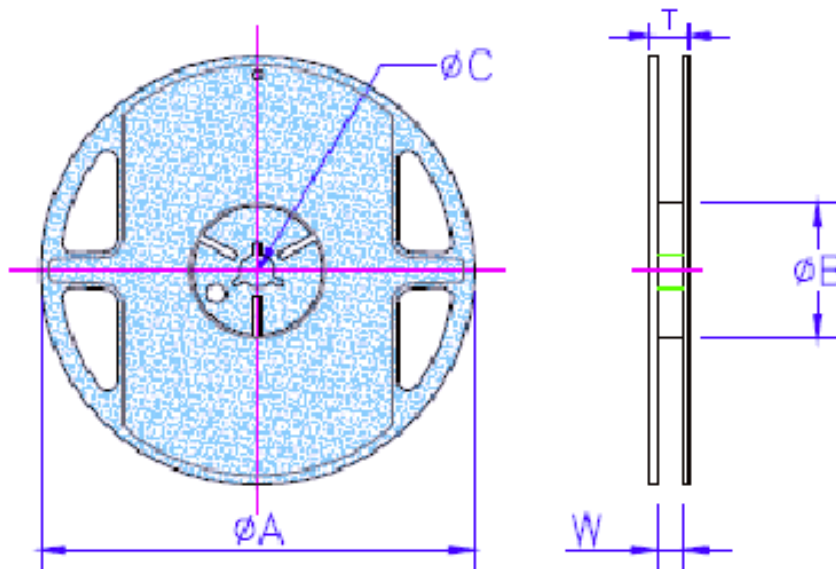
0.60 x 0.30 x 0.23mm

TAPE & REEL:

T= tape and reel (10,000pc/reel)



| A | B | W | E | F | P0 | P1 | P2 | ΦD0 | T |
|-----------|-----------|-----------|-----------|-----------|-----------|-----------|-----------|-----------|-----------|
| 0.40±0.05 | 0.70±0.05 | 8.00±0.10 | 1.75±0.05 | 3.50±0.05 | 4.00±0.10 | 2.00±0.05 | 2.00±0.05 | 1.55±0.03 | 0.42±0.02 |



| ΦA | ΦB | ΦC | W | T |
|---------|----------|-----------|---------|----------|
| 178±1.0 | 60.0±1.0 | 13.5±0.70 | 9.5±1.0 | 11.5±1.0 |

Dimension: mm

ATTENTION: Abracon Corporation's products are COTS – Commercial-Off-The-Shelf products; suitable for Commercial, Industrial and, where designated, Automotive Applications. Abracon's products are not specifically designed for Military, Aviation, Aerospace, Life-dependant Medical applications or any application requiring high reliability where component failure could result in loss of life and/or property. For applications requiring high reliability and/or presenting an extreme operating environment, written consent and authorization from Abracon Corporation is required. Please contact Abracon Corporation for more information.

ABRACON IS
ISO 9001 /2008
CERTIFIED



Visit www.abracon.com for Terms & Conditions of Sale
30332 Esperanza, Rancho Santa Margarita, California 92688
tel 949-546-8000 | fax 949-546-800 | www.abracon.com

Revised: 05.20.13

X-ON Electronics

Largest Supplier of Electrical and Electronic Components

Click to view similar products for [Fixed Inductors](#) category:

Click to view products by [ABRACON](#) manufacturer:

Other Similar products are found below :

[MLZ1608M6R8WTD25](#) [MLZ1608N6R8LT000](#) [MLZ1608N3R3LTD25](#) [MLZ1608N3R3LT000](#) [MLZ1608N150LT000](#)
[MLZ1608M150WTD25](#) [MLZ1608M3R3WTD25](#) [MLZ1608M3R3WT000](#) [MLZ1608M150WT000](#) [MLZ1608A1R5WT000](#)
[MLZ1608N1R5LT000](#) [B82432C1333K000](#) [PCMB053T-1R0MS](#) [PCMB053T-1R5MS](#) [PCMB104T-1R5MS](#) [CR32NP-100KC](#) [CR32NP-151KC](#) [CR32NP-180KC](#) [CR32NP-181KC](#) [CR32NP-1R5MC](#) [CR32NP-390KC](#) [CR32NP-3R9MC](#) [CR32NP-680KC](#) [CR32NP-820KC](#)
[CR32NP-8R2MC](#) [CR43NP-390KC](#) [CR43NP-560KC](#) [CR43NP-680KC](#) [CR54NP-181KC](#) [CR54NP-470LC](#) [CR54NP-820KC](#) [CR54NP-8R5MC](#)
[MGDQ4-00004-P](#) [MGDU1-00016-P](#) [MHL1ECTTP18NJ](#) [MHL1JCTTD12NJ](#) [PE-51506NL](#) [PE-53601NL](#) [PE-53630NL](#) [PE-53824SNLT](#) [PE-62892NL](#) [PE-92100NL](#) [PG0434.801NLT](#) [PG0936.113NLT](#) [PM06-2N7](#) [PM06-39NJ](#) [HC2LP-R47-R](#) [HC2-R47-R](#) [HC3-2R2-R](#) [HC8-1R2-R](#)