

HIGH Q THIN FILM CHIP INDUCTORS



0.60 x 0.30 x 0.23mm

ATFC-0201HQ



RoHS/RoHS II

FEATURES:

- Photolithographic single layer ceramic chip
- High SRF, excellent Q, superior temperature stability
- Tight tolerance $\pm 0.1\text{nH}$ available
- Self resonant frequency controlled within 10%
- Stable inductance in high frequency circuit
- Highly stable design for critical needs

APPLICATIONS:

- Cell phones and GPS
- VCO, TCXO Circuit and RF Transceiver Module
- Wireless LAN, Bluetooth Module, Communication Appliances

STANDARD SPECIFICATIONS:

PARAMETERS

ABRACON P/N:	ATFC-0201HQ
Operating temperature :	-40°C to +85°C
Storage temperature:	25 \pm 3°C; Humidity <80%RH in Tape & Reel.

Part Number ATFC-0201HQ- Inductance Code	L(nH)	Tolerance	Q, Min @ 500MHz	SRF Min (GHz)	R _{DC} Max (Ω)	I _{DC} Max (mA)
ATFC-0201HQ-0N1	0.1	B, C, S	14	6	0.05	850
ATFC-0201HQ-0N2	0.2	B, C, S	14	6	0.05	800
ATFC-0201HQ-0N3	0.3	B, C, S	14	6	0.05	800
ATFC-0201HQ-0N4	0.4	B, C, S	14	6	0.05	750
ATFC-0201HQ-0N5	0.5	B, C, S	14	6	0.10	750
ATFC-0201HQ-0N6	0.6	B, C, S	14	6	0.10	750
ATFC-0201HQ-0N7	0.7	B, C, S	14	6	0.10	600
ATFC-0201HQ-0N8	0.8	B, C, S	14	6	0.10	600
ATFC-0201HQ-0N9	0.9	B, C, S	14	6	0.10	600
ATFC-0201HQ-1N0	1.0	B, C, S	14	6	0.15	600
ATFC-0201HQ-1N1	1.1	B, C, S	14	6	0.15	600
ATFC-0201HQ-1N2	1.2	B, C, S	14	6	0.15	600
ATFC-0201HQ-1N3	1.3	B, C, S	14	6	0.15	600
ATFC-0201HQ-1N4	1.4	B, C, S	14	6	0.15	600
ATFC-0201HQ-1N5	1.5	B, C, S	14	6	0.15	600
ATFC-0201HQ-1N6	1.6	B, C, S	14	6	0.15	600
ATFC-0201HQ-1N7	1.7	B, C, S	14	6	0.20	500
ATFC-0201HQ-1N8	1.8	B, C, S	14	6	0.20	500
ATFC-0201HQ-1N9	1.9	B, C, S	14	6	0.20	500
ATFC-0201HQ-2N0	2.0	B, C, S	14	6	0.20	500
ATFC-0201HQ-2N1	2.1	B, C, S	14	6	0.20	500
ATFC-0201HQ-2N2	2.2	B, C, S	14	6	0.20	500
ATFC-0201HQ-2N3	2.3	B, C, S	14	6	0.20	500
ATFC-0201HQ-2N4	2.4	B, C, S	14	6	0.25	450
ATFC-0201HQ-2N5	2.5	B, C, S	14	6	0.25	450
ATFC-0201HQ-2N6	2.6	B, C, S	14	6	0.25	450
ATFC-0201HQ-2N7	2.7	B, C, S	14	6	0.25	450
ATFC-0201HQ-2N8	2.8	B, C, S	14	6	0.25	450
ATFC-0201HQ-2N9	2.9	B, C, S	14	6	0.25	450
ATFC-0201HQ-3N0	3.0	B, C, S	14	6	0.30	400
ATFC-0201HQ-3N1	3.1	B, C, S	14	6	0.30	400
ATFC-0201HQ-3N2	3.2	B, C, S	14	6	0.30	400
ATFC-0201HQ-3N3	3.3	B, C, S	14	6	0.30	400
ATFC-0201HQ-3N4	3.4	B, C, S	14	6	0.40	350
ATFC-0201HQ-3N5	3.5	B, C, S	14	6	0.40	350
ATFC-0201HQ-3N6	3.6	B, C, S	14	6	0.40	350
ATFC-0201HQ-3N7	3.7	B, C, S	14	6	0.40	350
ATFC-0201HQ-3N8	3.8	B, C, S	14	6	0.40	350
ATFC-0201HQ-3N9	3.9	B, C, S	14	6	0.40	350
ATFC-0201HQ-4N0	4.0	B, C, S	14	6	0.40	350

ABRACON IS
ISO 9001 / QS 9000
CERTIFIED




ABRACON
CORPORATION

Visit www.abracon.com for Terms & Conditions of Sale
30332 Esperanza, Rancho Santa Margarita, California 92688
tel 949-546-8000 | fax 949-546-800 | www.abracon.com

Revised: 04.05.13

HIGH Q THIN FILM CHIP INDUCTORS

ATFC-0201HQ



0.60 x 0.30 x 0.23mm

Test Conditions and Equipments

Inductance (L)

- a. Test equipment: Agilent4287A+Agilent16196C
- b. Test frequency: 500MHz

PART IDENTIFICATION:

ATFC- 0201HQ- -

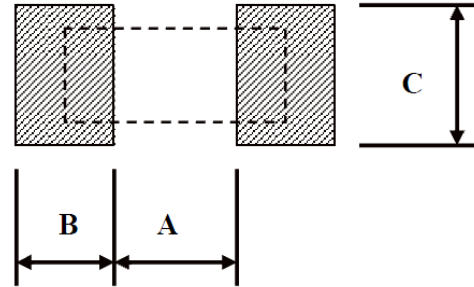
Inductance Code	Inductance Tolerance	Packaging
Please refer to the table above	B: $\pm 0.1\text{nH}$	T: Tape and Reel (10kpcs reel)
	C: $\pm 0.2\text{nH}$	
	S: $\pm 0.3\text{nH}$	

OUTLINE DIMENSIONS:



A	B	C	D
0.60 \pm 0.05	0.30 \pm 0.05	0.23 \pm 0.05	0.15 \pm 0.05


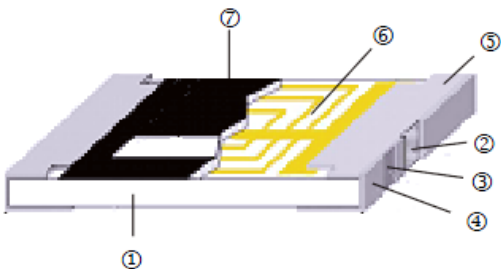
Recommended Land Pattern



A	B	C
0.30	0.25	0.30 \pm 0.2

Dimension: mm

Materials




No.	Material
1	Alumina Substrate
2	Inner Electrode (Ni-Cr)
3	Barrier Layer (Ni)
4	External Electrode (Sn)
5	Edge Electrode
6	Cu Circuits
7	Overcoat

HIGH Q THIN FILM CHIP INDUCTORS

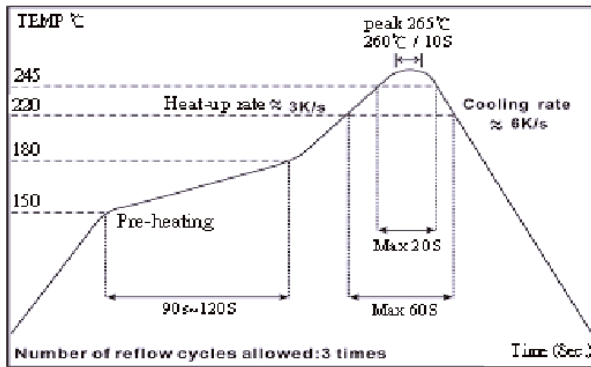
ATFC-0201HQ

 RoHS/RoHS II



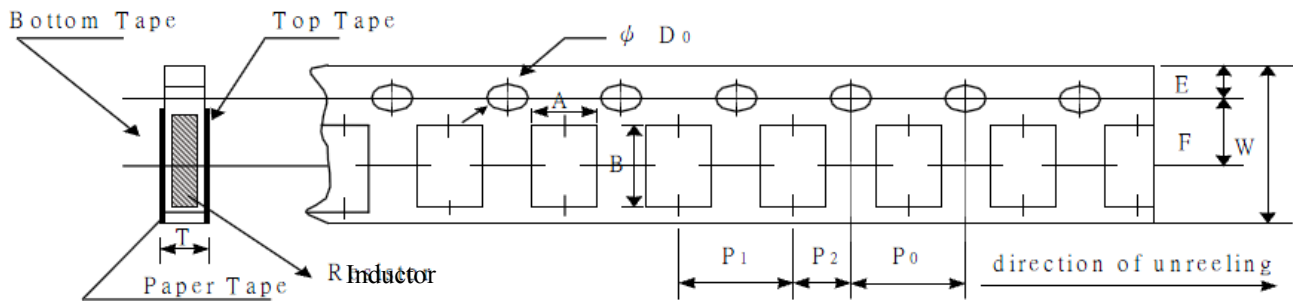
0.60 x 0.30 x 0.23mm

REFLOW PROFILE:

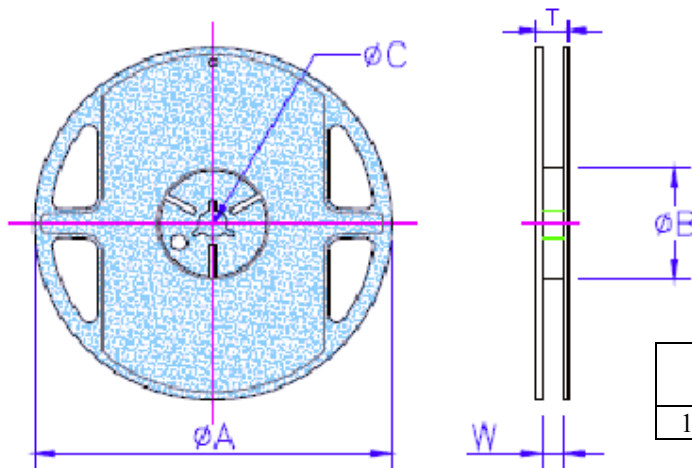


TAPE & REEL:

T= tape and reel (10,000pc/reel)



A	B	W	E	F	P0	P1	P2	ΦD0	T
0.40±0.05	0.70±0.05	8.00±0.10	1.75±0.05	3.50±0.05	4.00±0.10	2.00±0.05	2.00±0.05	1.55±0.03	0.42±0.02



ΦA	ΦB	ΦC	W	T
178±1.0	60.0±1.0	13.5±0.70	9.5±1.0	11.5±1.0

Dimension: mm

ATTENTION: Abracon Corporation's products are COTS – Commercial-Off-The-Shelf products; suitable for Commercial, Industrial and, where designated, Automotive Applications. Abracon's products are not specifically designed for Military, Aviation, Aerospace, Life-dependant Medical applications or any application requiring high reliability where component failure could result in loss of life and/or property. For applications requiring high reliability and/or presenting an extreme operating environment, written consent and authorization from Abracon Corporation is required. Please contact Abracon Corporation for more information.

ABRACON IS
ISO 9001 / QS 9000
CERTIFIED

 **ABRACON
CORPORATION**

Visit www.abracon.com for Terms & Conditions of Sale **Revised: 04.05.13**
30332 Esperanza, Rancho Santa Margarita, California 92688
tel 949-546-8000 | fax 949-546-800 | www.abracon.com

X-ON Electronics

Largest Supplier of Electrical and Electronic Components

Click to view similar products for [RF inductors - SMD category](#):

Click to view products by [Abracon manufacturer](#):

Other Similar products are found below :

[MHL1ECTTP82NJ](#) [MHL1ECTTP8N2J](#) [CIH10T12NJNC](#) [B82498B1332J000](#) [B82498B3121J000](#) [0805WL220GT](#) [1008WL101GT](#)
[0805WL681GT](#) [IWC0402D27NR-3G](#) [IWC0603F68NR-3G](#) [IWC0402AR10R-3G](#) [0603WL470JT](#) [IWC0402D33NR-3G](#) [IWC0603F47NR-3G](#)
[0805WL151JT](#) [IWC0402A68NR-3G](#) [IWC0402AR12R-3G](#) [IWC0402A82NR-3G](#) [IWC0402B39NR-3G](#) [IWC0603CR12R-3G](#)
[IWC0603AR33R-3G](#) [IWC0603BR18R-3G](#) [IWC0603F39NR-3G](#) [IWC0603BR22R-3G](#) [IWC0402A47NR-3G](#) [IWC0603AR27R-3G](#)
[IWC0603F27NR-3G](#) [IWC1008DR68R-3G](#) [IWC1008FR12R-3G](#) [IWC1008FR18R-3G](#) [IWC1008J33NR-3G](#) [IWC1008J82NR-3G](#)
[IWC1008DR47R-3G](#) [IWC1008J18NR-3G](#) [IWC0805E22NR-3G](#) [IWC1008DR82R-3G](#) [IWC0805E33NR-3G](#) [IWC1008J68NR-3G](#)
[IWC0805D82NR-3G](#) [IWC0805DR10R-3G](#) [IWC0805E39NR-3G](#) [IWC1008DR39R-3G](#) [IWC0805DR15R-3G](#) [IWC1008J39NR-3G](#)
[IWC1008J27NR-3G](#) [IWC0805DR18R-3G](#) [IWC0805E68NR-3G](#) [IWC1008ER27R-3G](#) [IWC1008FR10R-3G](#) [IWC1008J22NR-3G](#)