



**PROGRAMMABLE,
DIGITAL, WIDE-RANGE
AJUSTABLE CURRENT & DIMMING
CLASS P LISTED**

Constant Current LED Driver

**Model Number
AC-25CDI.25APME**

Input Voltage: 120-277V

Input Frequency: 50/60Hz

Side Mount/Leads Options

< 1 Sec. Start time/(batch code AKT.48)

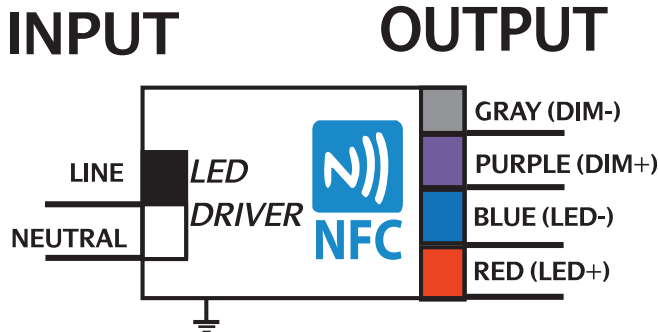
Dim-to-1% (Default)@ Max Current

ELECTRICAL SPECIFICATIONS:

Output Power	Input Power	Input Current	Min PF (full load)	Max THD (full load)	Output Voltage	Output Current	T case Max	Min Starting Temp**	IP Rating	Efficiency Up To	Dimming Protocol	Dimming Range
25W	31W	0.27A @ 120V 0.11A @ 277V	>0.95	<20%	15 to 55V	350 to 1250mA	90°C	-40°C	64	82%	0 to 10V	1 to 100%

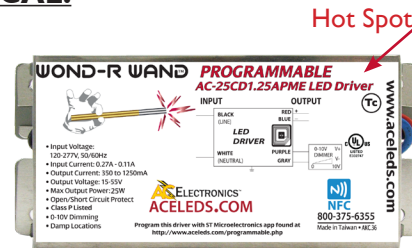
** This driver can operate down to -40°C in a non-dimming condition. Below 0°C some flicker may be observed.

WIRING:



Lead Lengths					
Black	5.9"	Blue	5.9"	Purple	7.1"
White	5.9"	Red	5.9"	Gray	7.1"

PHYSICAL:



Dimensions	Length	Width	Height	Mounting
AC-25CDI.25APME	5.23"	2.48"	1.18"	4.84"

Tref Max Value (°C)	Tc/Tref Value (°C)	Ta/Value (°C)
90	58.2	40

SAFETY:

- Class P Listed
- Class A sound rating
- Overload Protection
- Open/Short Circuit Protection
- LED driver has a life expectancy of 50,000 hours at Tcase of ≤75°C
- LED driver has a life expectancy of 100,000 hours at Tcase of ≤65°C
- Warranty: 5 yrs based on max case temp of <75°C; 3 yrs based on max case temp of 90°C*
- Input/Output Isolation
- FCC Title 47 CFR Part 15
- Surge Protection (2 KV)
- Dim-To-Off Programming Option
 - o Active: Code = 4C 04 01 02
 - o Inactive: Code = 4C 04 00 02

INSTALLATION:

- Max Remote installation distance is 18 ft
- LED driver cases should be grounded
- LED drivers shall be installed inside electrical enclosures
- 18 AWG 600V/105C tinned stranded copper lead-wires are required for installation



*AC Electronics/AC LED Power Designs warrants to the purchaser that each LED Driver will be free from defects in material or workmanship for a period of 5 years when operated at max case temp of up to <75°C; 3 years from date of manufacture when operated at a max case temp of up to 90°C when properly installed and under normal conditions of use. See aceleds.com for complete warranty policy.

3401 Avenue D, Arlington, TX 76011 • 800-375-6355 • www.aceleds.com

Data is based upon tests performed by AC Electronics in a controlled environment and representative performance. Actual performance can vary depending on operating conditions. Specifications are subject to change without notice. All specifications are nominal unless otherwise noted.



Performance Characteristics

Phone Instructions

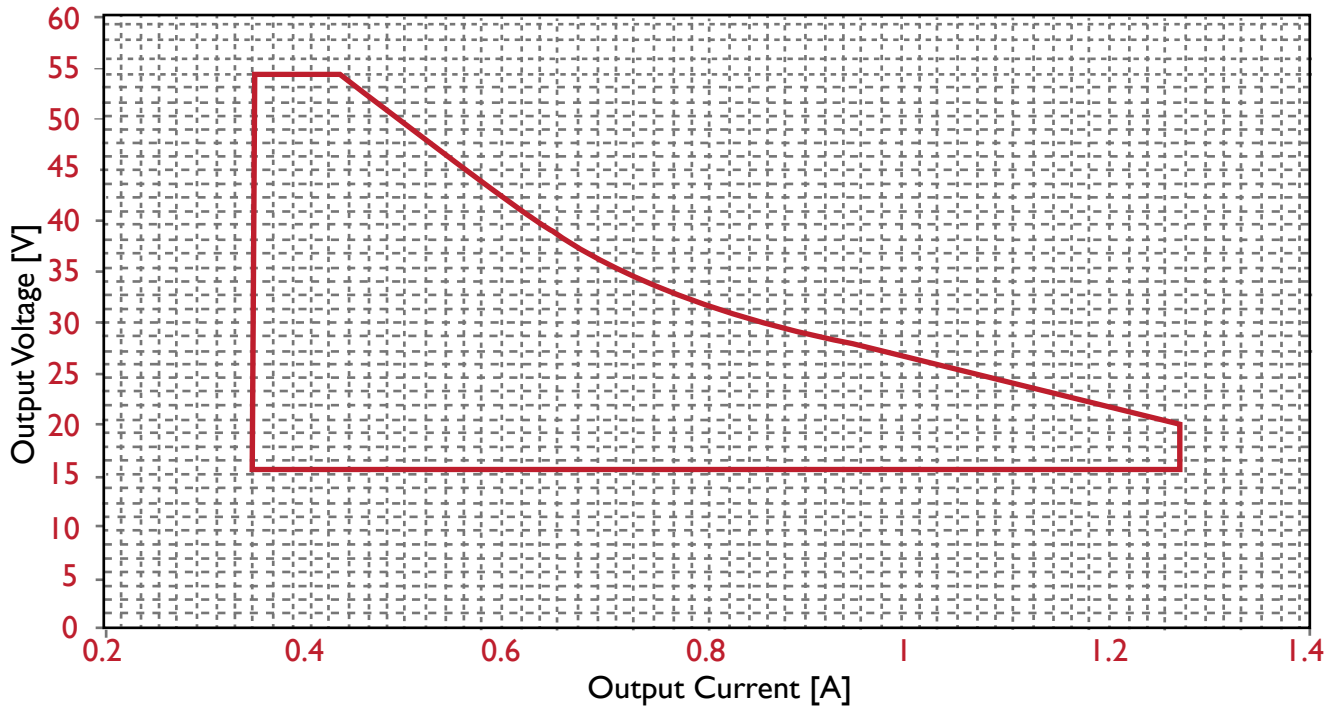
First you must have a Android device (phone/tablet) with NFC-V app downloaded.
Open App; then place the device on top of the driver matching up sensors until it syncs up
Basic format

Write
Insert the appropriate code from chart above
Write
Successfully written will appear

To Check: Read
Read
Shows you the Block - 00 00 00 00
This is where the code you input appears

IOUT/VOUT CURVE

Use with NFC-V Reader App Available Free at Google App Store



CONTROL THE IOUT WITH THE PROGRAMMING WAND. DOWNLOAD SOFTWARE FROM <http://www.aceleds.com/products-programmable.php>

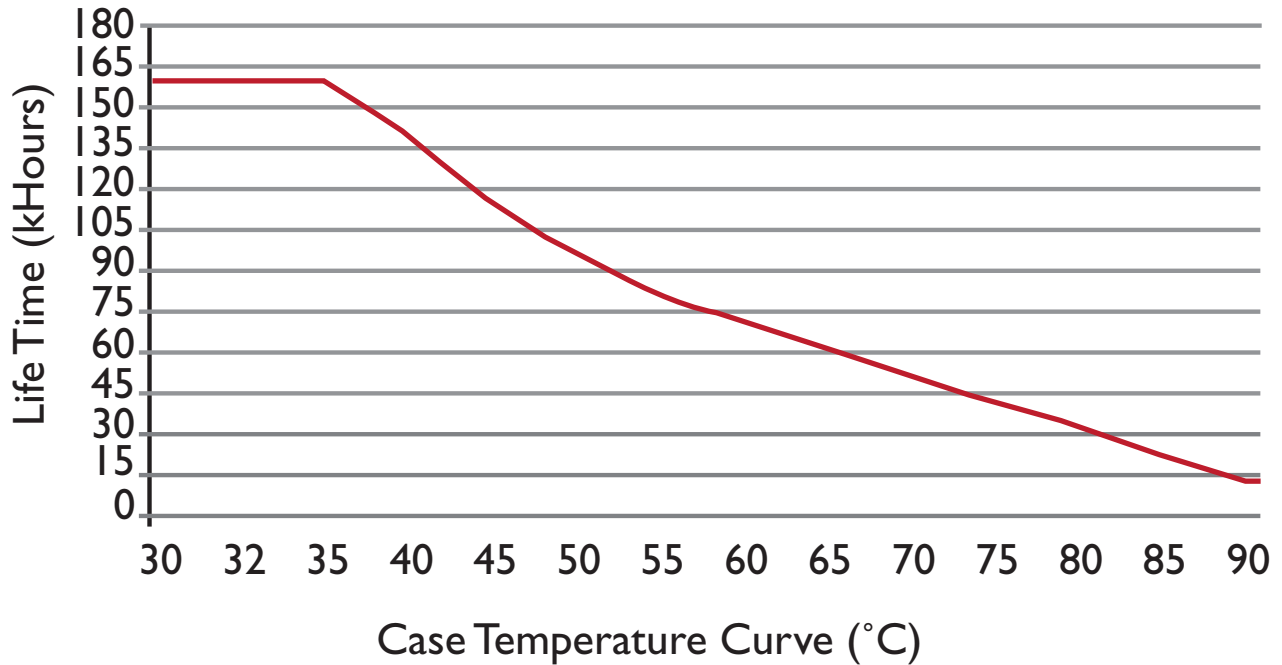


3401 Avenue D, Arlington, TX 76011 • 800-375-6355 • www.aceleds.com

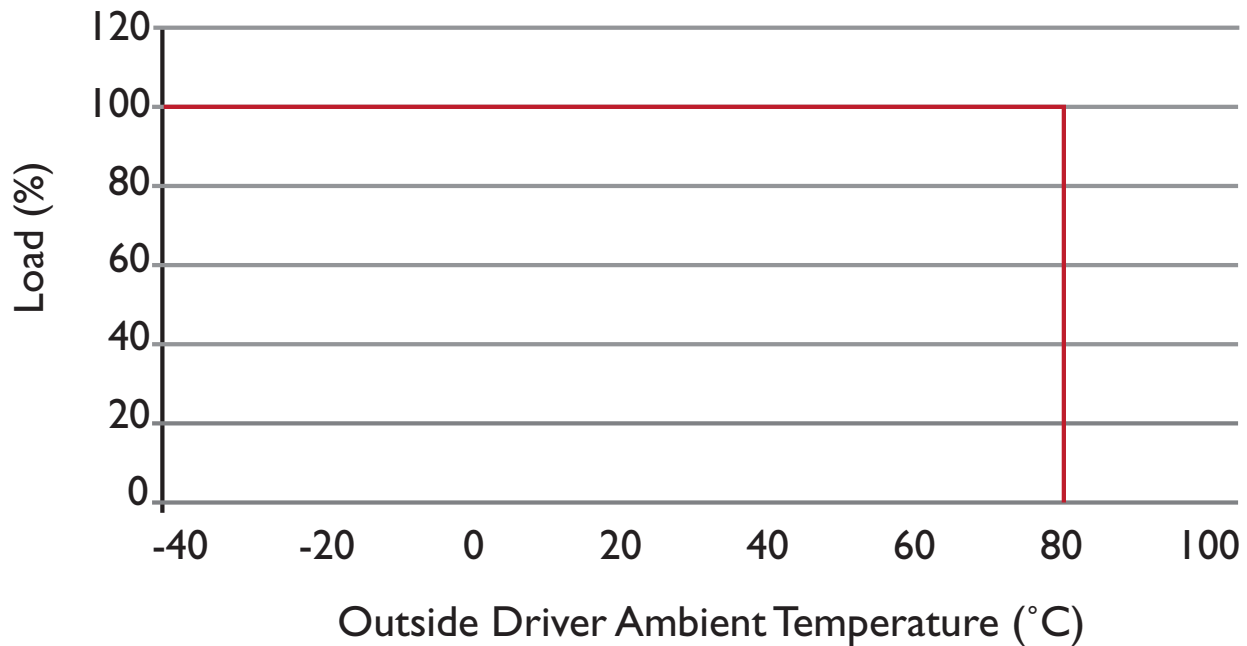
Data is based upon tests performed by AC Electronics in a controlled environment and representative performance. Actual performance can vary depending on operating conditions. Specifications are subject to change without notice. All specifications are nominal unless otherwise noted.

Performance Characteristics

Life Time v.s. Case Temperature Curve



Derating Curve 120Vac & 277Vac

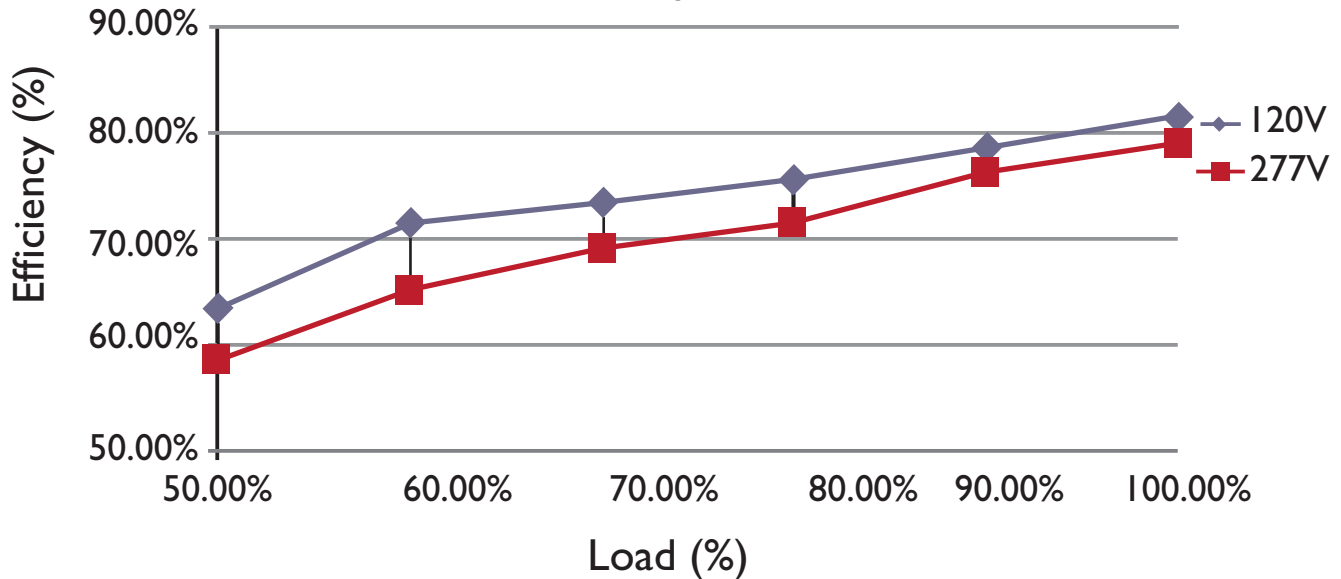


3401 Avenue D, Arlington, TX 76011 • 800-375-6355 • www.aceleds.com

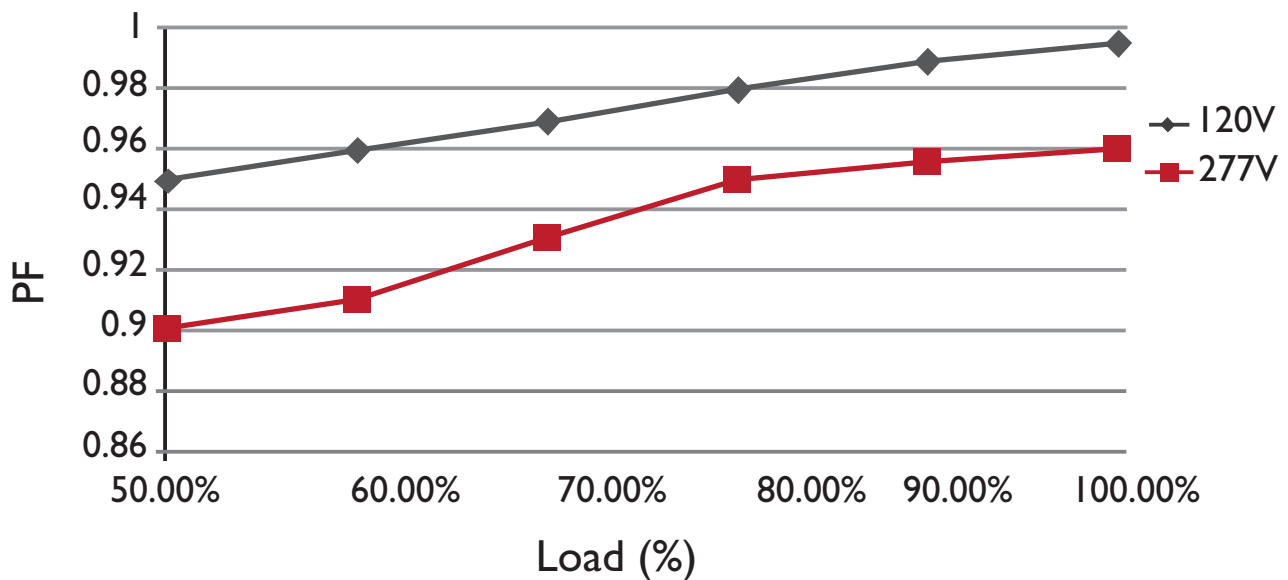
Data is based upon tests performed by AC Electronics in a controlled environment and representative performance. Actual performance can vary depending on operating conditions. Specifications are subject to change without notice. All specifications are nominal unless otherwise noted.

Performance Characteristics

Efficiency v.s. Load



Power Factor v.s. Load

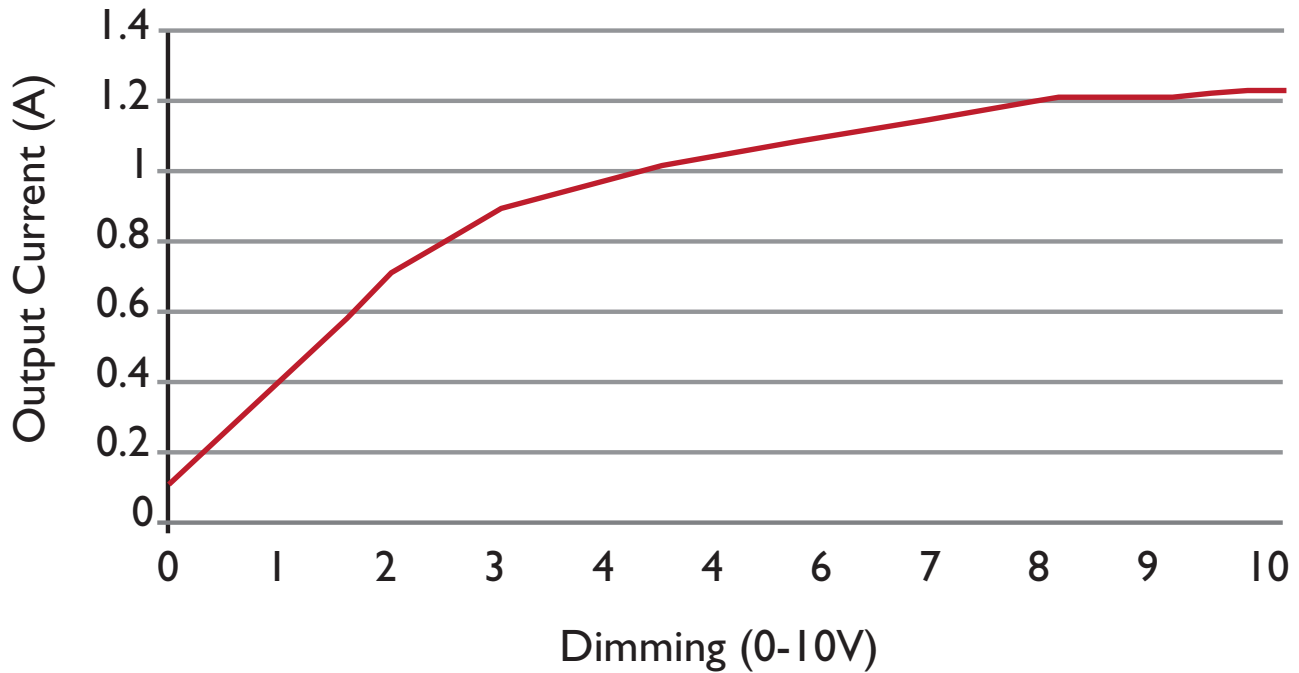


3401 Avenue D, Arlington, TX 76011 • 800-375-6355 • www.aceleds.com

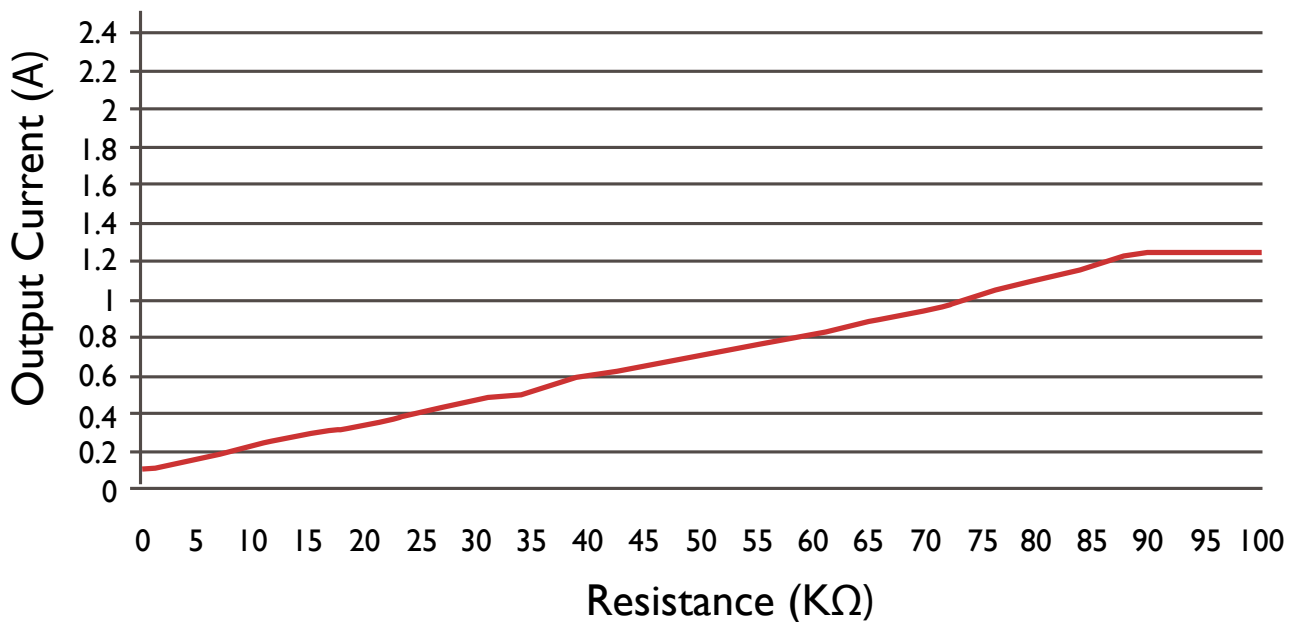
Data is based upon tests performed by AC Electronics in a controlled environment and representative performance. Actual performance can vary depending on operating conditions. Specifications are subject to change without notice. All specifications are nominal unless otherwise noted.

Performance Characteristics

Output Current v.s. Dimming



Output Current v.s. Resistance



3401 Avenue D, Arlington, TX 76011 • 800-375-6355 • www.aceleds.com

Data is based upon tests performed by AC Electronics in a controlled environment and representative performance. Actual performance can vary depending on operating conditions. Specifications are subject to change without notice. All specifications are nominal unless otherwise noted.

X-ON Electronics

Largest Supplier of Electrical and Electronic Components

Click to view similar products for [ac electronics](#) manufacturer:

Other Similar products are found below :

[AC Electronics](#)