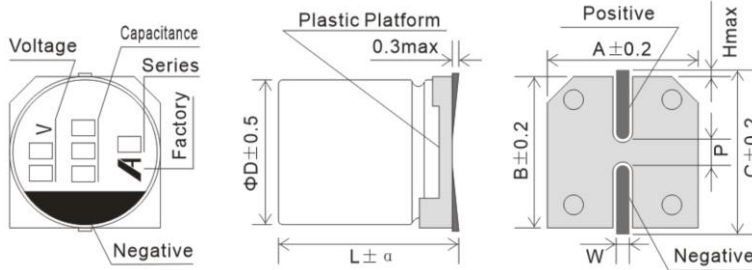


■ Description 产品描述:

Al-Ecap, 220uF, 25v, ±20%, Low ESR, D8H10.5mm, 3000Hrs@105°C, -55~+105°C, SMD.

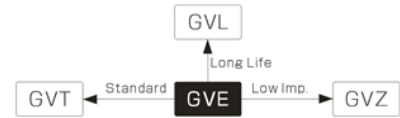
■ Dimension& Marking 印刷及尺寸:



■ Features 特长/用途:

- 105°C, 3,000 hours assured 宽温长寿命
- Low impedance Capacitors 高频低阻抗
- Designed for surface mounting on high density PC board 适合高密度表面安装

■ Serie Expansion 系列拓展



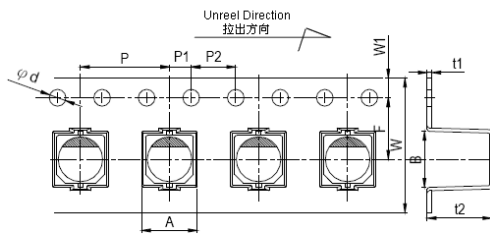
Items Case	A	B	C	D	P	L	α	W	H
φ8x10.5	8.3	8.3	9	8.0	3.1	10.5	±0.5	0.8~1.1	0.5max.

Items 项目	Performance 性能				
Rated Voltage 额定电压(V _R)	25 V				
Capacitance 额定容量(C _R)	220 uF (120Hz, 20°C)				
Category Temperature Range 类别温度范围	-55°C ~ +105°C				
Capacitance Tolerance 容量误差	-20% ~ +20% (120Hz, 20°C)				
Surge Voltage 浪涌电压(V _S)	28.8 V _{DC}				
Leakage Current 泄漏电流(I _{LC})	I _{LC} ≤ 55 uA After 2 minutes				
Dissipation Factor (Tanδ) 损失角正切值	≤ 0.14 (120Hz, 20°C)				
Impedance 阻抗 (Z, Ω)	≤ 0.3 (100kHz, 20°C)				
Ripple Current 纹波电流(I _{RC, rms})	450 mA (100kHz, 105°C)				
Low Temperature Characteristics 温度特性(120Hz)	Impedance ratio 阻抗比(Max.)	Z _(-25°C) / Z _(+20°C)	2		
		Z _(-55°C) / Z _(+20°C)	3		
Endurance and Shelf Life 耐久性及高温无负荷特性	Items 项目	Endurance 耐久性		Shelf Life Test 高温无负荷	
	Test Time 测试时长	3,000 Hrs at 105°C; V _R		1,000 Hrs at 105°C	
	Cap. Change 容量变化率	Within ±30% of initial Value ≤初始值的±30%		Within ±30% of initial Value ≤初始值的±30%	
	Tanδ 损失角正切值	Less than 300% of specified Value ≤初始规格值的±300%		Less than 300% of specified Value ≤初始规格值的±300%	
	Leakage Current 漏电流	Whitin specified Value ≤初始规格值		Whitin specified Value ≤初始规格值	
Ripple Current and Frequency Multipliers 纹波电流频率系数	Frequency (Hz)	120	1k	10k	100k
	Multiplier	0.65	0.85	0.95	1.00
Standards 参考标准	JIS C 5101-1, -18, IEC 60384-4				
Remarks 附注	RoHS Compliance, Halogen-free				

* Please refer to "Precautions and Guidelines for Aluminum Electrolytic Capacitors" section in catalog for further details 详细信息请参阅目录中的“铝电解电容器注意事项和指南”

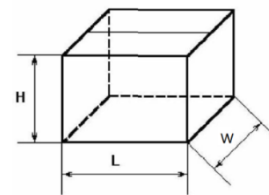
Publication Date 发行日期	2022-02-15	Approved 批准	Checked 复核	Designed 设计
Revision Date 修订日期				
Version No.	1.0			

■ Taping Specifications 编带规格:



Case 尺寸	W (mm)	W1 (mm)	F (mm)	P (mm)	P1 (mm)	P2 (mm)	A (mm)	B (mm)	t1 (mm)	t2 (mm)
Tolerance 误差	±0.3	±0.15	±0.1	±0.1	±0.1	±0.1	±0.2	±0.2	±0.1	±0.2
Φ8x10.5	24	1.75	11.5	16	2	4	8.7	8.7	0.4	11

■ Park 包装:



Case 产品尺寸	Reel 卷装数量	Box 盒装数量	A±0.3(mm)	B±2(mm)	Box size 外箱尺寸(L*W*H)
Φ8x10.5	500	5000	26	382	395x305x395

■ Soldering Conditions 焊接条件:

1. The following conditions are recommended for air convection and infrared reflow soldering on the SMD products onto a glass epoxy circuit boards by cream solder. The temperatures shown are the surface temperature values on the top of the can and on the capacitor terminals. 当使用回流焊，在玻璃环氧树脂基板上进行焊接的时候，产品顶部及端子部分温度，时间的推荐范围如下表所示。
2. Reflow should be performed twice or less 推荐回流次数不超过 2 次。
3. Please ensure that the capacitor became cold enough to the room temperature (5 to 35°C) before the second reflow. 请在第 1 次回流之后，必须确保电容器的温度已经完全冷却到室温(5~35°C)后方可进行第 2 次回流。



Note 备注:

1. Average ramp-up rate is 5°C/second max
温度上升平均每秒钟最多 5°C;
2. Ramp-down rate is 6°C/second max
温度下降平均每秒钟最多 6°C;
3. Time from 25°C to peak temperature is 6 minutes max.
从 25°C 上升到峰值温度的时间最多 6 分钟;

Category 类别	Time maintained above 200°C (T1) 200°C 以上时间	Time maintained above 217°C (T2) 217°C 以上时间 (T2)	Time maintained above 230°C (T3) 230°C 以上时间 (T3)	Range of Peak 峰值范围		Reflow number 回流焊次数
				Temp 温度	Times 时间	
Φ8	90 sec.	60 sec.	40 sec.	255°C Max.	5sec Max.	2 times or less

X-ON Electronics

Largest Supplier of Electrical and Electronic Components

Click to view similar products for [Aluminium Electrolytic Capacitors - SMD category](#):

Click to view products by [ACMECON manufacturer](#):

Other Similar products are found below :

[ULV2H4R7MNL1GS](#) [ULV2H1R8MNL1GS](#) [EMZA500ARA221MJA0G](#) [MAL214099813E3](#) [CA025M4R70REB-0405](#)

[UCX1V471MNQ1MS](#) [10SVP120M](#) [DV100M050C055ETR](#) [RVJ-50V101MH10U-R](#) [AEH1012471M016R](#) [MAL213967339E3](#)

[GVT1C337M0608CNVC](#) [EMK1EM331FB0D00R](#) [EMF1CM221FB0D00R](#) [EMF1CM331FB0D00R](#) [EMF1CM471FB0D00R](#)

[EMK1JM101GB0D00R](#) [EMK1AM102GB0D00R](#) [EMK1HM221GB0D00R](#) [DV221M6R3E055ETR](#) [DV221M025E077ETR](#)

[RV331M025F105ETR](#) [RVT1A101M0505](#) [GVZ1H101M0607](#) [CK1E100M0405](#) [GVM1E331M0607](#) [VT10UF100V167RV0127](#)

[VT100UF16V167RV0124](#) [CS100UF35V167RV0155](#) [CK220UF16V167RV0142](#) [VT10UF16V167RV0128](#) [VT22UF35V167RV0131](#)

[CS470UF10V167RV0150](#) [CK100UF16V167RV0138](#) [CK220UF10V167RV0141](#) [RVT330UF25V167RV0055](#) [VT470UF16V167RV0135](#)

[CS100UF10V167RV0144](#) [126RV0017](#) [VT47UF35V167RV0137](#) [CS220UF35V167RV0148](#) [126RV0010](#) [126RV0009](#)

[VT220UF25V167RV160](#) [VT220UF16V167RV0088](#) [126RV0012](#) [126RV0011](#) [126RV0013](#) [126RV0018](#) [126RV0008](#)