



PCI/PXI-9820

2-CH 14-Bit 65 MS/s PCI/PXI Digitizers with SDRAM



PCI-9820



PXI-9820

Features

- Supports a 32-bit 3.3 V or 5 V PCI bus
- PXI specifications Rev.2.2 compliant (PXI-9820)
- 14-bit A/D resolution
- Up to 60 MS/s (with internal timebase) & 65 MS/s (with external timebase) sampling rate per channel
- Up to 130 MS/s sampling rate in "ping pong" mode
- 2-CH single-ended bipolar inputs
- >30 MHz -3 dB bandwidth
- Up to 512 MB onboard SODIMM SDRAM
- Programmable ranges of ± 1 V and ± 5 V
- User-configurable input impedance of 50 Ω or high input impedance
- Scatter-gather DMA
- Analog and digital triggering
- 2-CH synchronous digital inputs (PXI-9820)
- Fully auto calibration
- Multiple modules synchronization capability

OS Information

- Windows XP/7/8, x64/x86

Software Compatibility


- LabVIEW, MATLAB, Visual Studio, Visual Studio.NET

Software Recommendations

- AD-Logger, DAQBench



CLK IN
TRG IO
CH0
CH1



CLK IN
SDIO TRG IO
SDII
CH0
CHI

Introduction

ADLINK's PCI/PXI-9820 is a 65 MS/s, high-resolution PXI digitizer with deep SODIMM SDRAM memory. The device features flexible input configurations, including programmable input ranges and user-configurable input impedance. With the deep onboard acquisition memory, the PCI-9820/PXI-9820 is not limited by the 132 MB/s bandwidth of PCI bus and can record the waveform for a long period of time. The PCI-9820/PXI-9820 is ideal for high-speed waveform capturing, such as radar and ultrasound applications, as well as software radio applications, or those signal digitizing applications which need deep memory for data storage.

Specifications

Analog Input

- Number of channels: 2 simultaneous-sampled single-ended
- Resolution: 14 bits
- Maximum sampling rate
 - 65 MS/s for 2 inputs
 - 130 MS/s for Ping-Pong mode using external timebase
- Onboard sample memory
 - 512 MB
- Bandwidth (-3 dB): 30 MHz minimum
- Input signal ranges: (software programmable) ± 5 V, ± 1 V
- Input Coupling: DC
- Overvoltage protection

Range	Overvoltage Protection
± 5 V	± 14 V
± 1 V	± 5 V

- Input Impedance (soldering selectable): 50 Ω , 1.5 M Ω
- Crosstalk: < -80 dB, DC to 1 MHz
- Total harmonic distortion (THD): -75 dB
- Signal-to-Noise ratio (SNR)

Range	SNR
± 5 V	66 dB
± 1 V	62 dB

- Spurious-free dynamic range (SFDR): 75 dB
- Data transfer: bus-mastering DMA with scatter-gather

Auto Calibration

- Onboard reference: +5 V
- Onboard reference temperature drift: 2 ppm/ $^{\circ}$ C
- Stability: 6 ppm/1000 Hrs

External Timebase Input

- PCI-9820: direct external timebase input
- PXI-9820: 10 MHz input for PLL or direct external timebase input
- Connector: SMB
- Impedance: 50 Ω
- Coupling: AC
- Input amplitude: 1 Vpp to 2 Vpp
- Overvoltage protection: 2.5 Vpp
- Frequency range: 500 kHz - 65 MHz

Triggering

Analog Triggering

- Modes: pre-trigger, post-trigger, middle-trigger, delay-trigger
- Sources: CH0 and CH1
- Coupling: DC

Digital triggering

- Modes: pre-trigger, post-trigger, middle-trigger, delay-trigger
- Source: external digital trigger from SMB
- Compatibility: 5 V/TTL

Synchronous Digital Input (For PXI-9820 Only)

- Number of channels: 2
- Compatibility: 5 V/TTL
- Data transfer: bus-mastering DMA with scatter/gather

General Specifications

- I/O connector
 - BNC x 2 for analog inputs
 - SMB x 4 for external digital trigger, external time base, and synchronous digital inputs
- Operating temperature: 0 $^{\circ}$ C to 50 $^{\circ}$ C (32 $^{\circ}$ F to 122 $^{\circ}$ F)
- Storage temperature: -20 $^{\circ}$ C to 80 $^{\circ}$ C (-4 $^{\circ}$ F to 176 $^{\circ}$ F)
- Relative humidity: 10% to 90%, non-condensing
- Power requirements

Power Rail	Current	
	PXI-9820	PCI-9820
5 V	900 mA typical	895 mA
12 V	305 mA typical	295 mA
3.3 V	360 mA typical (with 128 MB SDRAM) 500 mA typical (with 512 MB SDRAM)	310 mA (with 128 MB SDRAM) 430 mA (with 512 MB SDRAM)

- Dimensions (not including connectors)
 - PCI-9820: 175 mm x 107 mm (6.82" x 4.17")
 - PXI-9820: 160 mm x 100 mm (6.24" x 3.9")

Certifications

- EMC/EMI: CE, FCC Class A

Cable Accessories

Cable	Description	PXI-9820	PCI-9820
SMB-SMB-1M	1-meter SMB to SMB cable	✓	✓
SMB-BNC-1M	1-meter SMB to BNC cable	✓	✓
ACL-SSI-2	SSI Bus cable for 2 devices	-	✓
ACL-SSI-3	SSI Bus cable for 3 devices	-	✓
ACL-SSI-4	SSI Bus cable for 4 devices	-	✓

Ordering Information

- PCI-9820D/128-0**
2-CH 14-Bit 65 MS/s Digitizer with 128 MB Memory
- PCI-9820D/512-0**
2-CH 14-Bit 65 MS/s Digitizer with 512 MB Memory
- PXI-9820D/128**
2-CH 14-Bit 65 MS/s Digitizer with 128 MB Memory
- PXI-9820D/512**
2-CH 14-Bit 65 MS/s Digitizer with 512 MB Memory

X-ON Electronics

Largest Supplier of Electrical and Electronic Components

Click to view similar products for [Data Logging & Acquisition](#) category:

Click to view products by [ADLINK Technology](#) manufacturer:

Other Similar products are found below :

[PCI-6208A](#) [DAQe-2502](#) [PXI-2208](#) [ACL-8112DG](#) [SpotBotBLE](#) [MCM-204](#) [USB-4711A-BE](#) [ACL-7130](#) [LPCI-7230](#) [PXES-2780](#) [Rack-Mount kit](#) [USB-4761-BE](#) [SE028](#) [PCI-1761-BE](#) [PCI-1711UL-CE](#) [USB-4702-AE](#) [USB-4704-AE](#) [USB-4716-AE](#) [USB-4750-BE](#) [USB-4751-AE](#) [USB-4751L-AE](#) [PCI-1710UL-DE](#) [PCI-1710U-DE](#) [PCI-1710HGU-DE](#) [AR207/8/S1/PPPP/IP30](#) [U2781A](#) [4610](#) [AR407/S1/P/P/P/P](#) [AR207/8/S2/PPPP/IP30](#) [ACL-8112PG](#) [cPCI-7248](#) [cPCI-7433](#) [DAQ-2213](#) [DAQe-2205](#) [ND-6053](#) [ND-6060](#) [PCI-7230](#) [PCI-7432](#) [PCI-7442](#) [PCI-9112](#) [PCI-9112A](#) [PCI-9113A](#) [PCI-9221](#) [PCM-7248+](#) [USB-1903](#) [USB-2401](#) [PCIE-1813-AE](#) [USB-5860-AE](#) [USB-5862-AE](#) [AR654/S1/P/P/P/P/IP30](#) [AR654/S2/P/P/P/P/IP30](#)