



Extrusion Profiles


RAPID PROTOTYPING AND MANUFACTURING FOR CUSTOM COOLING SOLUTIONS

Aluminum extrusions are the most cost-effective solutions for the majority of electronic cooling applications. ATS offers a wide variety of aluminum profiles used for heat sink fabrication and other aluminum applications. Whether you are seeking a standard extrusion profile or the expertise from our design team to create a totally new and innovative profile, ATS has the capabilities and expertise to meet your requirements.

Extensive Capabilities

From its facilities in Norwood, MA and strategic partnerships throughout Southern China, ATS offers:

- » Design with ATS high performance extrusion profiles to eliminate tooling costs and reduce lead time
- » An extensive inventory of profiles in a wide variety of sizes, ranging from 40.9 - 482.9 mm in width and 9.9 - 72.9 mm in height
- » Custom profiles available upon request to meet your specific requirements, contact ATS at ats-hq@qats.com
- » High performance extrusions with thermal resistance characteristics as low as 0.27°C/W
- » RoHS compliant, aluminum alloy 6061/6063
- » No minimum order quantity (MOQ) permitting you to order the exact quantity you require from prototype builds to high-volume production
- » All extrusion profiles unfinished (degreased) with custom finishes (anodization) available upon request to meet application-specific requirements
- » A wide variety of secondary metal fabrication services through ATS Manufacturing including precision cutting, milling, punching, drilling and notching to meet all your design requirements



Specifications (Parts also available in 1,220 mm lengths)

MPN	L (mm)	W (mm)	H (mm)	# of Fins	MPN	L (mm)	W (mm)	H (mm)	# of Fins	MPN	L (mm)	W (mm)	H (mm)	# of Fins
ATS-EXL58-300-R0	300	6	8	3	ATS-EXL75-300-R0	300	75.6	18.5	26	ATS-EXL105-300-R0	300	342	49.5	27
ATS-EXL59-300-R0	300	14	16	6	ATS-EXL76-300-R0	300	93.4	40	29	ATS-EXL108-300-R0	300	240	55	25
ATS-EXL60-300-R0	300	13.9	25.2	3	ATS-EXL77-300-R0	300	120.75	16.6	48	ATS-EXL109-300-R0	300	200	32.05	34
ATS-EXL61-300-R0	300	15	6	6	ATS-EXL78-300-R0	300	146	7.6	24	ATS-EXL110-300-R0	300	200	45	23
ATS-EXL62-300-R0	300	24.25	17.5	8	ATS-EXL1-254-R0	254	100.76	10	40	ATS-EXL113-300-R0	300	40	30	5
ATS-EXL63-300-R0	300	25	35	10	ATS-EXL2-254-R0	254	100.76	10	40	ATS-EXL114-300-R0	300	80	30	9
ATS-EXL64-300-R0	300	25	22	10	ATS-EXL6-254-R0	254	100.76	27	40	ATS-EXL115-300-R0	300	120	30	13
ATS-EXL65-300-R0	300	41	25	6	ATS-EXL7-254-R0	254	101	14	22	ATS-EXL116-300-R0	300	51.6	42.5	9
ATS-EXL66-300-R0	300	25.4	4	9	ATS-EXL312-300-R0	300	80.26	29.97	32	ATS-EXL117-300-R0	300	234	12.5	66
ATS-EXL67-300-R0	300	27.5	13.5	10	ATS-EXL424-288-R0	288	188	16.5	35	ATS-EXL118-300-R0	300	50.7	12.3	17
ATS-EXL68-300-R0	300	51	25	9	ATS-EXL98-300-R0	300	120	36	27	ATS-EXL119-300-R0	300	95	14	35
ATS-EXL69-300-R0	300	36	28.5	5	ATS-EXL99-300-R0	300	100	34.5	19	ATS-EXL120-300-R0	300	80	14	26
ATS-EXL70-300-R0	300	36	35.6	5	ATS-EXL100-300-R0	300	130	33.5	26	ATS-EXL121-300-R0	300	60	14	20
ATS-EXL71-300-R0	300	37	8	15	ATS-EXL101-300-R0	300	152.4	34.56	28					
ATS-EXL72-300-R0	300	40.75	6.58	15	ATS-EXL102-300-R0	300	179	27	23					
ATS-EXL73-300-R0	300	45	10	11	ATS-EXL103-300-R0	300	115	33.6	23					
ATS-EXL74-300-R0	300	70	15	28	ATS-EXL104-300-R0	300	107.8	34.29	23					

















All thermal performance data for one inch of extrusion • All data is for $T_{ambient} = 25^{\circ}C$ and $P = 10W$

	MPN	L (mm)	W (mm)	H (mm)	# of Fins	R @ 200 lfm ($^{\circ}C/W$)	R @ 400 lfm ($^{\circ}C/W$)	R @ 600 lfm ($^{\circ}C/W$)	R @ 800 lfm ($^{\circ}C/W$)	R natural convection ($^{\circ}C/W$)	R @ 200 lfm ($^{\circ}C/W$) Ducted
	ATS-EXL58-300-R0	300	6	8	3	45	26	20	17	65	18
	ATS-EXL58-1220-R0	1220									
	ATS-EXL59-300-R0	300	14	16	6	11	5.9	4.6	3.9	38	4.7
	ATS-EXL59-1220-R0	1220									
	ATS-EXL60-300-R0	300	13.9	25.2	3	11.5	8.4	7	6.1	21	6.8
	ATS-EXL60-1220-R0	1220									
	ATS-EXL61-300-R0	300	15	6	6	29	17	13.8	11.9	57	12.5
	ATS-EXL61-1220-R0	1220									
	ATS-EXL62-300-R0	300	24.25	17.5	8	5.2	3.6	2.9	2.6	17.9	3.5
	ATS-EXL62-1220-R0	1220									
	ATS-EXL63-300-R0	300	25	35	10	2.5	1.6	1.6	1.1	13	1.6
	ATS-EXL63-1220-R0	1220									
	ATS-EXL64-300-R0	300	25	22	10	3.9	2.4	1.9	1.7	18.5	2.3
	ATS-EXL64-1220-R0	1220									
	ATS-EXL65-300-R0	300	41	25	6	4.5	3.3	2.7	2.4	11.7	3.5
	ATS-EXL65-1220-R0	1220									
	ATS-EXL66-300-R0	300	25.4	4	9	24.8	15	12	10.5	55	17
	ATS-EXL66-1220-R0	1220									
	ATS-EXL67-300-R0	300	27.5	13.5	10	5.8	3.8	3.1	2.7	21.7	3.6
	ATS-EXL67-1220-R0	1220									
	ATS-EXL68-300-R0	300	51	25	9	3	2.1	1.8	1.6	9.6	2.3
	ATS-EXL68-1220-R0	1220									
	ATS-EXL69-300-R0	300	36	28.5	5	5.4	4	3.3	2.9	12.1	3.9
	ATS-EXL69-1220-R0	1220									
	ATS-EXL70-300-R0	300	36	35.6	5	4.2	3.1	2.5	2.2	9.7	3.1
	ATS-EXL70-1220-R0	1220									














All thermal performance data for one inch of extrusion • All data is for $T_{ambient} = 25^{\circ}C$ and $P = 10W$

	MPN	L (mm)	W (mm)	H (mm)	# of Fins	R @ 200 lfm ($^{\circ}C/W$)	R @ 400 lfm ($^{\circ}C/W$)	R @ 600 lfm ($^{\circ}C/W$)	R @ 800 lfm ($^{\circ}C/W$)	R natural convection ($^{\circ}C/W$)	R @ 200 lfm ($^{\circ}C/W$) Ducted
	ATS-EXL71-300-R0	300	37	8	15	9.5	5.2	4.1	3.5	36.4	4
	ATS-EXL71-1220-R0	1220									
	ATS-EXL72-300-R0	300	40.75	6.58	15	17.7	8.6	6.3	5.2	47.4	4.4
	ATS-EXL72-1220-R0	1220									
	ATS-EXL73-300-R0	300	45	10	11	6.8	4.7	3.9	3.4	18.6	4.2
	ATS-EXL73-1220-R0	1220									
	ATS-EXL74-300-R0	300	70	15	28	2.4	1.2	1.0	0.8	18.2	1.1
	ATS-EXL74-1220-R0	1220									
	ATS-EXL75-300-R0	300	75.6	18.5	26	1.4	1	0.8	0.7	9.7	1
	ATS-EXL75-1220-R0	1220									
	ATS-EXL76-300-R0	300	93.4	40	29	0.5	0.4	0.3	0.3	5.2	0.4
	ATS-EXL76-1220-R0	1220									
	ATS-EXL77-300-R0	300	120.75	16.6	48	1	0.6	0.5	0.4	12	0.6
	ATS-EXL77-1220-R0	1220									
	ATS-EXL78-300-R0	300	146	7.6	24	4.4	3.1	2.6	2.3	12	2.4
	ATS-EXL78-1220-R0	1220									
	ATS-EXL1-254-R0	254	100.76	10	40	2.2	1.3	1	0.9	15	1.2
	ATS-EXL1-1220-R0	1220									
	ATS-EXL2-254-R0	254	100.76	20	40	0.9	0.6	0.5	0.4	10	0.6
	ATS-EXL2-1220-R0	1220									
	ATS-EXL6-254-R0	254	100.76	27	40	0.7	0.5	0.4	0.3	7.9	0.5
	ATS-EXL6-1220-R0	1220									
	ATS-EXL7-254-R0	254	101	14	22	1.8	1.1	0.9	0.8	14.7	0.9
	ATS-EXL7-1220-R0	1220									
	ATS-EXL312-300-R0	300	80.26	29.97	32	0.8	0.5	0.4	0.4	10.7	0.5
	ATS-EXL312-1220-R0	1220									
	ATS-EXL424-288-R0	288	188	16.5	35	0.9	0.7	0.6	0.5	4.0	0.8
	ATS-EXL424-1220-R0	1220									



All thermal performance data for one inch of extrusion • All data is for $T_{ambient} = 25^{\circ}C$ and $P = 10W$

	MPN	L (mm)	W (mm)	H (mm)	# of Fins	R @ 200 lfm ($^{\circ}C/W$)	R @ 400 lfm ($^{\circ}C/W$)	R @ 600 lfm ($^{\circ}C/W$)	R @ 800 lfm ($^{\circ}C/W$)	R natural convection ($^{\circ}C/W$)	R @ 200 lfm ($^{\circ}C/W$) Ducted
	ATS-EXL98-300-R0	300	120	36	27	0.95	0.67	0.56	0.49	4.69	0.57
	ATS-EXL98-1220-R0	1220									
	ATS-EXL99-300-R0	300	100	34.5	19	1.14	0.83	0.69	0.61	4.34	0.8
	ATS-EXL99-1220-R0	1220									
	ATS-EXL100-300-R0	300	130	33.5	26	0.98	0.71	0.59	0.52	4.26	0.62
	ATS-EXL100-1220-R0	1220									
	ATS-EXL101-300-R0	300	152.4	34.56	28	0.85	0.61	0.51	0.45	3.59	0.56
	ATS-EXL101-1220-R0	1220									
	ATS-EXL102-300-R0	300	179	27	23	1.20	0.87	0.72	0.64	4.01	0.77
	ATS-EXL102-1220-R0	1220									
	ATS-EXL103-300-R0	300	115	33.6	23	1.12	0.81	0.67	0.59	4.61	0.71
	ATS-EXL103-1220-R0	1220									
	ATS-EXL104-300-R0	300	107.82	34.29	23	1.03	0.73	0.61	0.53	5.09	0.63
	ATS-EXL104-1220-R0	1220									
	ATS-EXL105-300-R0	300	342	49.5	27	0.59	0.43	0.36	0.32	2.04	0.49
	ATS-EXL105-1220-R0	1220									
	ATS-EXL108-300-R0	300	240	55	25	0.54	0.40	0.34	0.30	1.95	0.43
	ATS-EXL108-1220-R0	1220									
	ATS-EXL109-300-R0	300	200	32.05	34	0.71	0.51	0.43	0.38	3.09	0.47
	ATS-EXL109-1220-R0	1220									
	ATS-EXL110-300-R0	300	200	45	23	0.72	0.53	0.45	0.39	2.47	0.56
	ATS-EXL110-1220-R0	1220									




All thermal performance data for one inch of extrusion • All data is for $T_{ambient} = 25^{\circ}C$ and $P = 10W$

	MPN	L (mm)	W (mm)	H (mm)	# of Fins	R @ 200 lfm ($^{\circ}C/W$)	R @ 400 lfm ($^{\circ}C/W$)	R @ 600 lfm ($^{\circ}C/W$)	R @ 800 lfm ($^{\circ}C/W$)	R natural convection ($^{\circ}C/W$)	R @ 200 lfm ($^{\circ}C/W$) Ducted
	ATS-EXL113-300-R0	300	40	30	5	4.5	3.3	2.8	2.5	10.0	4.0
	ATS-EXL-113-1220-R0	1220									
	ATS-EXL114-300-R0	300	80	30	9	2.5	1.8	1.5	1.4	6.2	2.2
	ATS-EXL114-1220-R0	1220									
	ATS-EXL115-300-R0	300	120	30	13	1.7	1.3	1.1	0.9	4.6	1.5
	ATS-EXL115-1220-R0	1220									
	ATS-EXL116-300-R0	300	51.6	42.5	9	1.9	1.4	1.2	1.0	5.7	1.5
	ATS-EXL116-1220-R0	1220									
	ATS-EXL117-300-R0	300	234	12.5	66	1.1	0.7	0.6	0.5	6.9	0.6
	ATS-EXL117-1220-R0	1220									
	ATS-EXL118-300-R0	300	50.7	12.3	17	4.0	2.6	2.1	1.8	19.9	2.3
	ATS-EXL118-1220-R0	1220									
	ATS-EXL119-300-R0	300	95	14	35	2.1	1.2	1.0	0.8	14.7	1.0
	ATS-EXL118-1220-R0	1220									
	ATS-EXL120-300-R0	300	80	14	26	2.4	1.6	1.3	1.1	13.0	1.4
	ATS-EXL120-1220-R0	1220									
	ATS-EXL121-300-R0	300	60	14	20	3.2	2.0	1.7	1.5	16.1	1.8
	ATS-EXL121-1220-R0	1220									




Power Brick Heat Sink




fanSINK™ w/ maxiGRIP™ Attachment



Standard Board Level Heat Sink




Extrusion Profile Heat Sink



Heat Pipe Assembly




maxiFLOW™ w/ superGRIP™ Attachment



CPU Cooler




Ultra Low Profile w/ Push Pin Attachment



Cross Cut Heat Sink



pushPIN™ Heat Sinks



#WeCoverTheBoard

X-ON Electronics

Largest Supplier of Electrical and Electronic Components

Click to view similar products for [Heat Sinks](#) category:

Click to view products by [Advanced Thermal Solutions](#) manufacturer:

Other Similar products are found below :

[581102B00000G](#) [656-15ABPE](#) [657-20ABPNE](#) [7020B-TC12-MTG](#) [73452PPBA](#) [7G0011A](#) [PF720G](#) [A22-4026](#) [120-1873-007](#) [HAH10L](#)
[HAH15L](#) [1542616-1](#) [HS-2506-F1](#) [HS-87M0-F2](#) [218-40CTE3](#) [231-69PAB-15V](#) [25-7520](#) [SW50-4G](#) [231-75PAB-13V](#) [231-75PAB-15V](#) [253-](#)
[122ABE-22](#) [PSC22CB](#) [HAF10L](#) [HAQ10T](#) [D10100-28](#) [BDN183CBA01](#) [3-21053-4](#) [32438](#) [TX0506-1B](#) [TX1806B](#) [LAE66A3CB](#) [WA-DT2-](#)
[101E](#) [511-3U](#) [73381PPBA](#) [73403PPBA](#) [7G0047C](#) [COMX-440-HSP](#) [510-12M](#) [D10650-40T5](#) [V8511 Y](#) [APF40-40-13CB/A01](#)
[780653U04500G](#) [ATS-54310K-C2-R0](#) [FK 216 CB SA](#) [FK 231 SA 220](#) [648-51AB](#) [657-20ABPESC](#) [2341BG](#) [679-25AG](#) [FK 212 CB SA](#)