



Enabling an Intelligent Planet

Product Catalog 2011 - 2012

# Embedded Systems

Ready Start Systems for Versatile Applications

- Server-grade IPCs
- Embedded IPCs
- Pre-configured Systems
- Industrial Computer Chassis
- Slot SBC & Passive Backplanes
- Industrial Motherboards
- Industrial Computer Peripherals

**ADVANTECH**

*Enabling an Intelligent Planet*

[www.advantech.com](http://www.advantech.com)

# Table of Contents

<b>■ Overview</b>	
About Advantech	0-2
Embedded Systems and Integration Services	0-4
<b>■ Application Stories</b>	
Server-grade System	0-6
Scalable System	0-7
Compact System	0-11
<b>■ Global Services</b>	
Manufacturing and Quality Assurance	0-14
Global Customer Support Services	0-15
<b>■ Chapter 1: Server-grade IPCs</b>	
Selection Guide	1-2
Server Chassis	1-4
Server Boards	1-8
<b>■ Chapter 2: Embedded IPCs</b>	
Selection Guide	2-2
ARK-1000 Series Ultra Compact Embedded IPCs	2-8
ARK-3200 Series Slim Embedded IPCs	2-12
ARK-3300 Series Rich I/O Embedded IPCs	2-14
ARK-3400 Series PCI/PCIe Expandable Embedded IPCs	2-20
ARK-5000 Series PCI/PCIe Slot Expandable Embedded IPCs	2-28
ARK 6300 Series Mini-ITX Series Embedded IPCs	2-30
Embedded Vehicle Box Series	2-32
Embedded Signage Box Series	2-38
Industrial Touch Monitor ITM Series	2-46
<b>■ Chapter 3: Pre-configured Systems</b>	
Selection Guide	3-2
Mini-ITX Systems	3-8
Wallmount Systems	3-10
1U Rackmount Systems	3-22
2U Rackmount Systems	3-24
4U Rackmount Systems	3-30

## ■ Chapter 4: Industrial Computer Chassis

Selection Guide	4-2
Mini-ITX Chassis	4-6
Wallmount Chassis	4-12
1U Rackmount Chassis	4-34
2U Rackmount Chassis	4-38
4U Rackmount Chassis	4-44
5U Rackmount Chassis	4-64
6U Rackmount Chassis	4-66
7U Rackmount Chassis	4-68

## ■ Chapter 5: Slot SBC & Passive Backplanes

Selection Guide	5-2
PICMG 1.3 System Host Boards	5-12
PICMG 1.0 Single Board Computers	5-22
Half-Size Single Board Computers	5-26
Passive Backplanes	5-38

## ■ Chapter 6: Industrial Motherboards

Selection Guide	6-2
Mini-ITX Motherboards	6-8
MicroATX Motherboards	6-34
ATX Motherboards	6-46

## ■ Chapter 7: Industrial Computer Peripherals

Intelligent SNMP/HTTP System Manager	7-2
Industrial PCI Graphics Card	7-4
Power Supplies	7-5
CPU Coolers	7-8
Keyboards	7-10
Accessories	7-11

## ■ Product Index

I

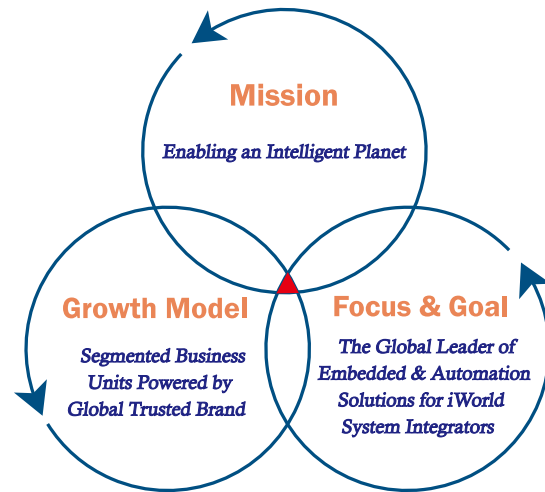
# About Advantech

## Enabling an Intelligent Planet


Founded in 1983, Advantech is a leader in providing trusted innovative embedded & automation products and solutions. Advantech offers comprehensive system integration, hardware, software, customer-centric design services, and global logistics support; all backed by industry-leading front and back office e-business solutions. We cooperate closely with our partners to help provide complete solutions for a wide array of applications across a diverse range of industries. Advantech has always been an innovator in the development and manufacturing of high-quality, high-performance computing platforms, and our mission is to empower these innovations by offering trustworthy ePlatform products and services. With Advantech, there is no limit to the applications and innovations our products make possible.

## Advantech's Good-to-Great 3-Circle Principle

The Advantech 3-Circle Principle is based on the book *Good to Great*, by Jim Collins. According to the author, a company looking for long-term success should clearly address these three fundamental principles, and commit to their continuing solid execution. Advantech is fully committed to this approach and has defined the Advantech "Good to Great 3-Circle Principle" as a means of adhering to it:



## Advantech Corporate Structure and Growth Engines



Advantech Corporate Structure & Growth Engines

- Industrial Automation:**  
 Industrial Automation targets industrial-oriented fields, building solutions for machine automation, factory automation, green energy, building automation and environmental monitoring applications. Industrial Automation product offerings range from HMI devices, Data Acquisition & Control cards, Remote I/O Modules and Embedded Automation Computers to Programmable Automation Controllers, Automation Software and a wide range of Industrial Communication solutions. In order to provide customers with fully integrated solutions, IAG has built domain-focused teams for selected vertical applications.
- Vertical Solutions & Applied Computing:**  
 Advantech's iService & Applied Computing invests in developing vertically-driven, application-specific platforms and service-ready solutions for use in many sectors: industrial portable computing, in-vehicle, fleet management, medical/healthcare, hospitality, retail, enterprise, campus, home, and public spaces. Enjoy the convenience, safety, work efficiency and enhanced quality that smart applications deliver and experience the best in interactive and innovative technologies and services.
- Embedded Design-In Services:**  
 Embedded Design-In Services provides a full range of embedded boards, systems, peripheral modules and innovative embedded software services with leading technologies to customers. With a range of specialist design-in services backed by our internal and global resources, Advantech is committed to working closely with embedded customers to ensure design success by helping them explore business opportunities through Embedded Design-in Services.
- Design & Manufacturing Services (DMS):**  
 Advantech Integrated DMS StarFleet Model provides IEMs and premier key accounts with customer-focused design and manufacturing services, winning together through worldwide partnership and collaboration. DMS provides hardware and software integrated solutions. Through Advantech Premier Design & Manufacturing Services, our customers get reliable, open-standard solutions from the leading innovator in development and manufacturing – plus dedicated resources and support to back them up.

## Timely Support at Your Convenience

Advantech has over 12 regional toll-free hotlines, and offices throughout 64 cities in 22 countries, with nearly 5,000 employees to provide efficient, professional services for customer care, product selection, technical support, and order handling. Through our call centers and online stores, customers worldwide enjoy the convenience of Advantech's multi-service channels to reduce business turnaround time. Together with the four customer service centers, in Taiwan, China, the Netherlands, and the United States, our global service network offers an extensive spectrum of services that includes warehousing, logistics, peripheral certification, sourcing & purchasing, and RMA & support services.



## World-Class Recognition

Advantech is an authorized alliance partner of both Intel® and Microsoft®. Our customers find the technologies we use inside our products to be widely compatible with other products in the global marketplace. In 2008, Interbrand, the world renowned brand consulting firm, once again recognized Advantech as one of the Top 10 Taiwanese Global Brands. Advantech appreciates this recognition of our efforts to build a trusted, global brand; it also symbolizes a promise we give to our business partners, which is to do our best to keep building a trustworthy brand that is recognized everywhere in the world.

## Model Corporate Citizen

Advantech is committed to being a model corporate citizen by helping to preserve the environment and by giving back to society. Our environmental program focuses on reducing, reusing, and recycling materials used in our manufacturing operations. Advantech's environmental compliance effort includes the following:

- ISO 9001 Certification
- ISO 14001 Certification
- ISO 13485 Certification
- OHSAS 18001 Certification
- TL9000 Quality Management System
- RoHS Directive Compliance
- WEEE Directive Compliance
- Authorized Sony Green Partner



### Advantech in Brief

**Advantech Co., Ltd. (TAIEX: 2395)** - Founded in 1983, Advantech is a leader in providing trusted, innovative products, services, and solutions. Advantech offers comprehensive system integration, hardware, software, customer-centric design services, embedded systems, automation products, and global logistics support. We cooperate closely with our partners to help provide complete solutions for a wide array of applications across a diverse range of industries. Our mission is to enable an intelligent planet with Automation and Embedded Computing products and solutions that empower the development of smarter working and living. With Advantech, there is no limit to the applications and innovations our products make possible. (Corporate Website: [www.advantech.com](http://www.advantech.com)).

# Embedded Systems and Integration Services

Ready Start Systems for Versatile Applications

To enable an intelligent planet, ReadyStart Systems deliver a full range of integrated and application ready products and services for diverse applications. With sophisticated system integration services from customization, integration, validation to certification streamlined in three product segments—compact, scalable, and server-grade systems, a one-stop solution is our commitment to customers that require a trusted partner to maximize their application solutions.

## Server-grade Systems

### Server-grade IPCs

Advantech Server-grade IPCs provide customers with a complete solution and value-added services rather than just a regular server product. Designed to give system integrator solutions for high-end applications, Advantech servers feature with multi-processor computing power, hot swap & redundancy and rich storage capacity.

## Scalable Systems

### Industrial Chassis & Embedded Boards

With wide selection of 1U to 7U rackmount or wallmount chassis coupled with slot SBCs or industrial motherboards, Advantech scalable systems are comprehensive yet highly integrated to deliver advanced features like dual/quad core processing, PCI Express technology, dual channel DDR3 memory and enhanced system management mechanisms.

## Compact Systems

### Embedded IPCs

Advantech Embedded IPCs are designed to give developers fast, convenient and simplified solutions for embedded applications. The fanless design, rugged features and powerful computing technology deliver reliability and flexibility. They are targeted to satisfy customers looking for a robust and compact computing platform to handle diverse applications.

## Software Support Services

Advantech has a dedicated global embedded software team to provide a range of services from firmware/BIOS, embedded OS, to software API & utilities. With seamless hardware & software integration services, embedded developer can decrease design effort and project complexity, and accelerate product development.

## Industrial Peripherals

Advantech industrial peripherals are flexible selections of components including expansion cards, power supplies, CPU coolers, HDD's, keyboards and various kinds of accessories. To help system integrators quickly build computer systems, the component range has been strictly chosen to integrate system solutions with worry-free concern for compatibility and reliability.

# Optimizing Your Applications



Transportation



Machine Automation



Digital Surveillance



Medical



- Multi-processor Computing Power
- Hot Swap & Redundancy
- High Storage Capacity

## SERVER-GRADE



- Flexible Modular Design
- Massive Expandability
- Easy Maintenance

## SCALABLE



- Fanless Design
- Smaller Form Factor
- All-in-one Compatibility Assured

## COMPACT



Digital Signage



POS/Kiosk

# ReadyStart Systems

Customization

Certification

Integration

Validation

Embedded Board



Chassis



Software



Peripheral





## Centralized Server for Electric Power Utility

Reliable Marketing System with Reduced Cost

China



ACP-4000

### Project

This Chinese electric power utility needed to centralize the administration of its PC-based marketing system in order to enhance security and reduce overall cost. One concern was that their terminal users were not sophisticated enough in using computers, and this often resulted in system malfunctions. In addition, the storage capability of the traditional PC's at these terminals posed a threat to data security. Their system administrators had to invest huge amount of time doing network surveillance.

Advantech provided this customer with industrial-grade servers consisting of a 4U rackmount chassis ACP-4000 bundled with server-grade system host board PCE-7214, eminently suited for high-performance applications. PPC-L126T panel computers were deployed as thin-client terminals at the power company's business centers and their customer service counters where electric bills are paid in cash. This solution proved to be successful as all databases and programs run on the central servers, while the client/users only have to enter simple data with very easy-to-use interfaces. This saves power, space, bandwidth and money.

### Requirements

- Lowest TCO (Total Cost of Ownership)
- Secure and reliable system
- Easy to manage and maintain
- UPS and data backup functionality

### System

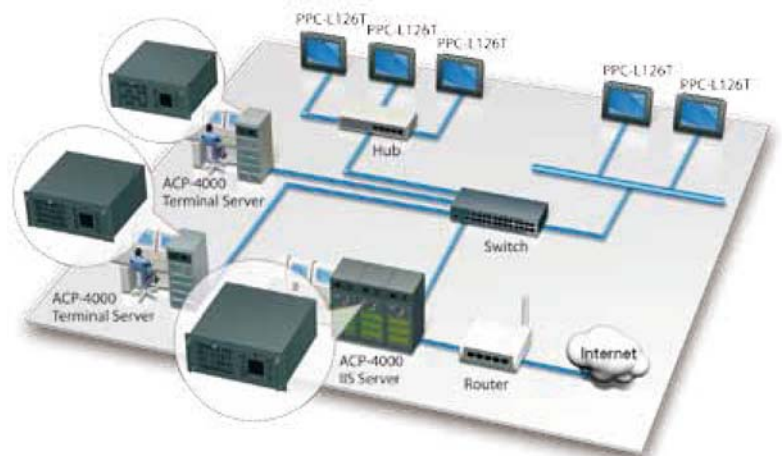
ACP-4000 is a 4U rackmount chassis with very rich I/O that supports up to 15 add-on cards and demonstrates great expandability. Its front-accessible USB and PS/2 interfaces facilitate easy data transfer. As central servers deal with huge volume of important databases, system security and reliability is crucial. This industrial chassis features a shock-resistant disk drive bay, a lockable front door that prevents unauthorized access, redundant ATX power supplies that avoid power outages, and dual ball-bearing fans that prevent system failure resulting from overheating.

The PCE-7214 is a server-grade system host board compliant with PICMG 1.3. It supports dual core Xeon® CPUs at a maximum of 3.33 GHz, suitable for industrial applications that need high performance. It also has rich I/Os consisting of up to six SATA2 ports to provide high-speed of data transmission and ultra-reliable read/write capability.

The extensive client terminals which deal with customer service fees and payments are equipped with light, thin panel PCs, featuring ultra low-power, high-performance and low cost. The Advantech PPC-L126T panel PC, with VIA Eden CPU on board, is fanless with uninterruptible power supply functionality. It is easy to install, upgrade and maintain.

### Conclusion

As all the databases and programs run on the central servers, there is no need to download any programs or important data to the clients, and the demand for bandwidth was reduced 90%, which makes this solution suitable for countries and areas where internet infrastructure is not highly developed. When it comes to network computing system costs, subtle costs such as maintenance fees are often overlooked. But this is where we develop our competitiveness—our solution bundles a powerful central server with thin client terminals, extending excellent service while keeping total costs to a minimum.







## Cellular Phone Radio Tester

Meeting special demands of equipment design and space allotment

Korea

IPC-6025

### Project

Cellular phone manufacture is a highly competitive and fast-paced industry, with new phones being introduced every few months. As a result, factory efficiency, manufacturing costs and time-to-market are key factors for success.

Our customer is a cellular phone test platform provider, who sought to tailor a high performance and highly expandable system with their own peculiar demands for PC hardware and a number of custom devices. Advantech, with deep experience in this area, and excellent research and manufacturing resources, was able to meet their needs by providing IPC units of great expandability, flexibility, and customized parts such as removable HDD bay and removable PSU.

### Requirements

- Specified PC dimensions for forming bundled chassis
- Dual, front-accessible 2.5 inch HDD trays
- Customized power supply unit to provide rear-swapability convenience
- Customized backplane for 1 PICMG 1.3 SHB and 4 PCI slots
- Customized I/O openings to provide extra RS-232 ports on rear
- Gigabit Ethernet support

### System

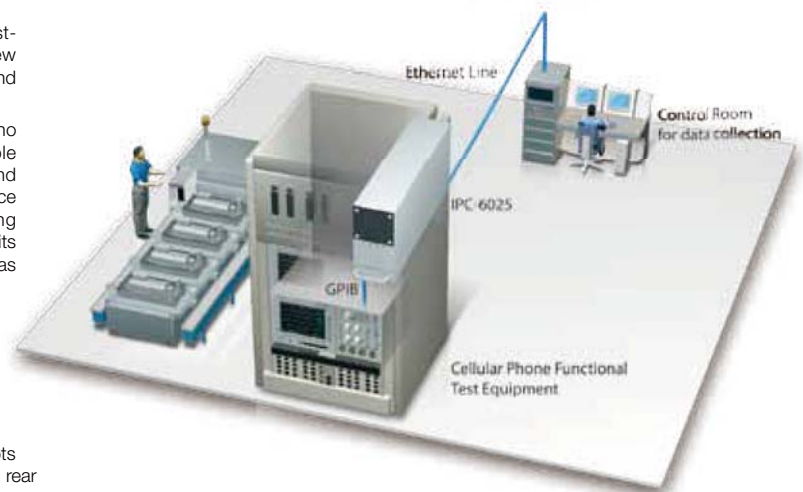
Advantech provided a PCE-5124 CPU card in an IPC-6025 chassis, featuring slim dimensions of 111 x 212 x 450 mm (W x H x D) which exactly matched the customer's machine racks. They can stack 2-in-1 or 4-in-1 systems, either vertically or horizontally, as easily as stacking blocks, allowing for great flexibility in system design. The PCE-5124 is Advantech's staple PICMG 1.3 system host board (SHB), supporting a Core™2 Quad CPU at a maximum speed of 2.82 GHz. It features high expandability, supporting one PCIe x16 and four PCIe x1 backplanes.

This project needed to build cellular phone audio test equipment. Our IPC units are built into a test platform; they connect to the automatic test equipment with GPIB (General Purpose Interface Bus) and collect and transmit test data to and from the control room of the cellular phone factory via Gigabit Ethernet. Our solution involves several custom designs, such as a HDD bay removable from the front, and a PSU module removable from the rear, all of which facilitate fast, easy maintenance. There is no need for a maintenance service engineer to open the chassis for repair; they simply swap HDDs directly from the front side and swap power units directly from the rear, saving time and cost.

To cope with the dynamic needs of this changing industry, the system provided great flexibility and expandability. Instead of a standard 3.5" HDD tray, our custom design supports two 2.5" HDD trays, together with rich I/O's consisting of PCI/PCIe and USB slots, allowing for a greater range of applications.

### Conclusion

In the highly price-competitive cellular phone industry, reducing manufacturing costs, including test costs per phone, is crucial for success. Equipment cost, test time and floor space are among the key factors in deciding test costs. However, less visible costs, such as maintenance, support and training are often overlooked, but they actually compose a large portion of the total costs. Advantech provides standard or custom products that deliver great flexibility and expandability, with a great variety of dimensions so that our customers can choose components that exactly meet the specific demands of their system designs and space allotments. More importantly, we provide all-in-one solutions to reduce maintenance costs for our customers.





## Gas Station IC Card System

Implementing China's Modernization

China

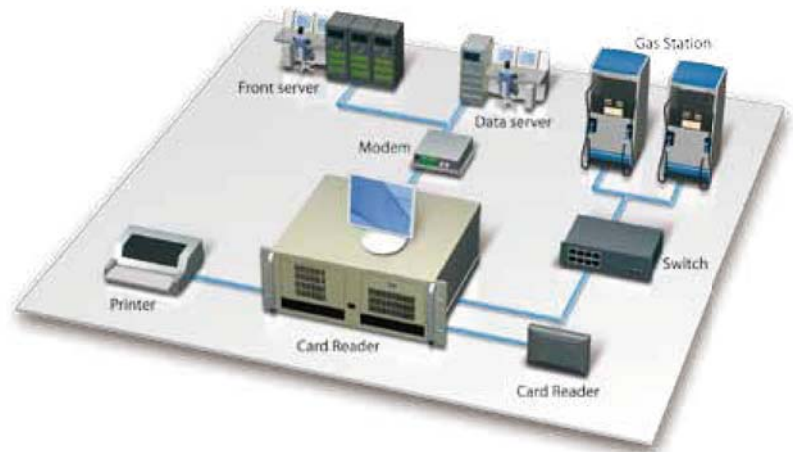


IPC-610-L

### Project

To cope with the challenges brought about by China's involvement in the WTO, the country's state-owned China Petroleum and Chemical Corporation (Sinopec) sought to improve its service by introducing an electronic IC card payment system to replace the traditional cash, oil coupon and other payment modes. The fuel IC card system is large and complex; it spans multiple platforms and covers over 35,000 gas stations in the 20 provinces where Sinopec has deployed business operations.

The system topology is composed of four layers: the headquarters layer (including Sinopec general management center and general data exchange center), the provincial layer (provincial management and provincial data exchange), the prefectural layer (prefectural management and data exchange), and service terminals at gas stations and card issuance points. Each gas station is equipped with one industrial PC (IPC) that enables electronic payments, collects and sends sales data, and implements management and monitoring functions. With years of proven excellence in this area, Advantech was awarded contracts for a great majority of the gas station terminal PC's for the Sinopec IC card project.



### Requirements

- High stability and reliability
- Optimum performance/price ratio
- System expandability
- Guaranteed maintenance and service support

### System

Stability and reliability is naturally a major concern in this IC card project, especially since many of the filling stations are located in remote, mountainous areas, which makes the repair and maintenance of computers troublesome. Advantech's IPC solution for the Sinopec gas station terminals involves a 4U IPC-610 chassis supporting a PCA-6010 full-size CPU card. Powered by LGA775 Core™2 Duo processor, PCA-6010 scores a maximum speed of 3.06 GHz, and is one of Advantech's best-selling Core™2 Duo PICMG 1.0 single board computers. To ensure reliability, each and every system must pass a grueling 72-hour burn-in test before installation.

In the countryside, rural power grids are more often subject to overvoltage, undervoltage, or surges, which throw additional challenges at computers and their power supplies. The IPC-610 / PCA-6010 system supports a 300W/ATX power supply with a power factor self-correction function that allows the computer to work smoothly with voltages ranging all the way from 95V to 264V. And our IPC in this project is provided with a Promise RAID card that combines two hard disks of the same specifications into a RAID 1 array, providing total backup functionality. This further ensures system security and reliability. As the number of gas pumps in the filling stations varies from 2 to more than 30, system expandability is also important. The IPC-610 is provided with four PCI and nine ISA slots, so expansion needs are covered.

### Conclusion

Since the Sinopec IC card project was implemented in June 2006, Advantech's IPC controllers have proved to be highly stable and reliable in widely varied environments and locations. With proven expertise and experience in industrial computers, Advantech was able to provide rugged, reliable, and high-performance products suitable for all kinds of harsh environments. Advantech is also the only IPC manufacturer that has established a nationwide maintenance and service system in China.



# Automatic Medication Dispensing System

Pharmaceutical ATMs Save Waiting Times

USA



ARK-6620

## Project

An increasing number of hospitals and pharmacy locations in the United States are using electronically controlled drug dispensing systems to improve medication availability, increase efficiency of drug dispensing and billing, and reduce errors.

Our customer is a US-based medical apparatus provider whose products include automatic drug dispensing system solutions. Such systems combine information technology with medication management and dispensing. A drug dispenser machine is somewhat like a "pharmaceutical ATM"; the pharmacist simply enters the key points from the physician's diagnosis and prescription, and the machine automatically prints out prescription, directions for use, cautions and warnings, and doles out the correct dosages.

## Requirements

- Customized PC hardware and system assembly
- Support for rich I/O of up to eight USB ports
- Customized labels for each I/O
- Embedded OS
- DB-9 cable to channel signals to a control panel

## System

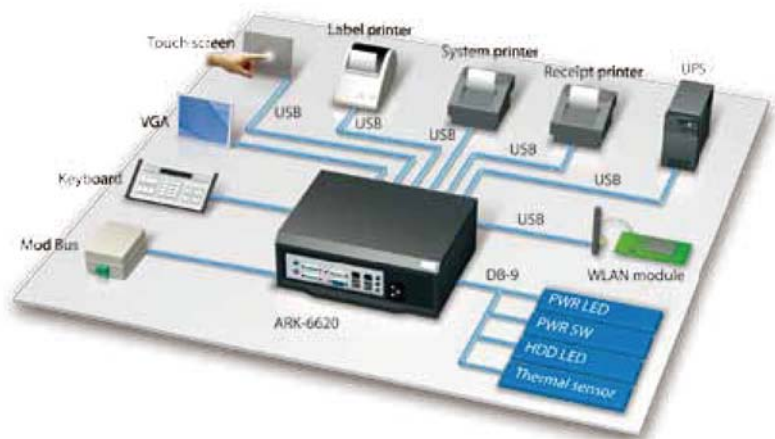
In this case, Advantech offered a customer-tailored IPC system service, including a customized bracket for a 1U ARK-6620 rackmount chassis, along with an Intel® Core™ 2 Duo based Mini-ITX motherboard.

The customized parts also include eight USB ports that support one USB wireless LAN communication module, three thermal printers, two UPS (uninterruptible power supply) signal transmitters and one touch screen. The WLAN module is for the communications between subsystems and the central server, so that the hospital authority can have full monitoring and control over its "pharmacy ATMs", and improve all aspects of its medication management, including drug storage.

A DB-9 cable is also provided to channel signals, so that our customer can develop a front control panel that includes power indicator, power switch, HDD indicator and thermal sensor, to facilitate user operation. As there are many cables and lines in the system, customized labels for these lines were also offered to avoid confusion.

## Conclusion

For patients and their care-givers (usually their families), who are often caught short by the anxiety and discomfort of illness, the long wait time outside a pharmacy window can be something of a torment. The intelligent automatic drug dispensing system not only saves labor for the hospital and pharmacy staff, but also helps alleviate the patients' and their families' anxiety and discomfort. It saves time and improves efficiency. Advantech is a global leading manufacturer of industrial computers and is able to command huge resources to tailor a system to meet specific customer needs. As in this case, we provide an all-in-one solution with a number of customized devices. Of course the system was fully tested before leaving Advantech. Our customer continues to rest easy, knowing that system compatibility and after services are assured.





## Customization for Video Surveillance System

Reducing Development Effort

Taiwan



ACP-4360

### Project

Advantech offers a wide range of flexible products and services that meet and often exceed customer expectations. Many of these products and services are designed to accommodate limited modification, which can save time and development costs for customers. Whether it is one item or an entire system—a selection of strictly certified components, motherboards, and SBCs are available which ultimately undergo rigorous testing for guaranteed compatibility and reliability to match customer needs.

Our customer was a video surveillance capture card manufacturer searching for 2U and 4U rackmount hybrid DVR system solutions. High performance and dual display support being among their main requests, they also sought systems with customizable chassis having 16 BNC ports and 16 RCA ports in the rear I/O area for analog surveillance cameras.

### Requirements

- Rear panel redesign
- Front accessible HDD trays for easy maintenance
- RAID support
- System integration
- Reliability and environmental tests
- Regulation compliance and certifications (CE/FCC/UL/CB)

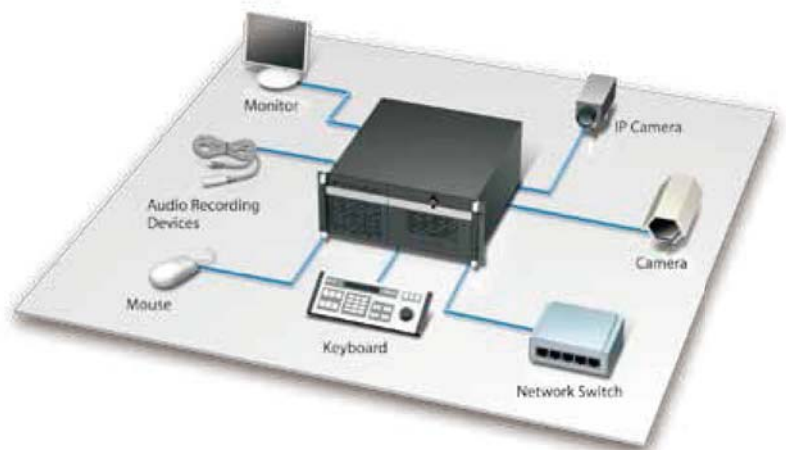
### System

To fulfill customer requirements, Advantech's standard chassis models (ACP-2320 2U and ACP4360 4U) were selected for customization and integration. Matched with Advantech's AIMB-566 and AIMB-766 motherboards, the systems both support dual displays and provide high graphic performance. Assembly of the entire systems included provision of industrial motherboards, CPUs, memory, HDDs, risers, video capture cards, RAID cards, and related components. Per specifications, the rear panel of the chassis was redesigned and all internal components were integrated.

In this case, Advantech offered a total, end-to-end process and application solution, from designing customized product solutions and manufacturing processes, to providing after-sales customer service. Advantech continues to advance as a leading outsourcing partner for system integrators and offers a series of services with varying levels of customization.

### Conclusion

Our customer benefited greatly from Advantech's professional, customizable mechanical design for their video surveillance solution. Before finding Advantech, locating a partner willing to support such a customized product—from redesign, validation to quality assurance process, as well as providing global logistics delivery services—was a critical problem. But in this project everything became possible. Advantech provided dedicated I/O boards, complete system integration and assembly, and certification services that saved the customer's product development efforts and overall cost.





# MRT In-Car Video Surveillance System

Guarding Passenger Safety

Asia



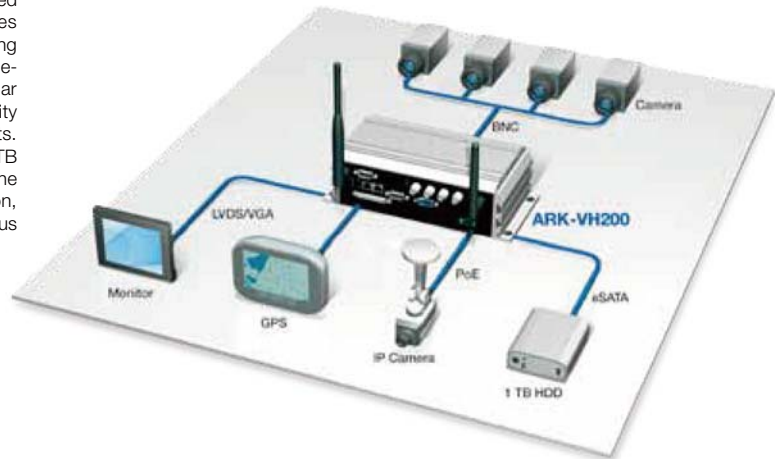
ARK-VH200

## Project

One MRT authority is purchasing an in-vehicle video surveillance system for its newest MRT line. This time, Advantech, in cooperation with another partner, is providing a solution based on the ARK-VH200 fanless Embedded IPC, which enables real time remote monitoring and simultaneous video recording of the in-car space. The ARK-VH200 supports a state-of-the-art hardware H.264 video encoder, which is the most popular video compression technology; it provides high video quality with much smaller files, saving bandwidth and storage costs. The ARK-VH200 is provided with dual hard disks of up to 1TB storage capacity through internal HDD bay and eSATA. The solution also features the Power over Ethernet (PoE) function, so along with data transfer, power can also be fed to various devices, such as video cameras, all on Ethernet cabling.

## Requirements

- Total of 1TB HDD storage capacity
- One PoE port compliant with IEEE 802.3 af
- Four channels of real time hardware H.264 digital video recording @ D1 resolution
- EN50155 certified
- Rugged and vibration-resistant




## System

Each of the MRT cars is equipped with an ARK-VH200 connected to four video cameras that record in-car video from above. For the driver's cabinet, there is one video camera inside that monitors the driver, and another camera mounted outside on top of the lead car targeting the rails. There is a 4-up, split-screen display in the driver's compartment that allows the driver to monitor live video from the passenger cars, with the screens shifting to display a different car every 5 seconds. All the video is recorded and saved in archives. The system supports high quality video; each video camera takes 30 frames per second at D1 resolution (704 x 480 pixels). Last but not least, all devices used in this video surveillance solution are in accordance with EN50155, the most widely recognized international standard for electrical and electronic appliances used for rail vehicles, which means that this system has broad international applicability.

## Conclusion

For a metropolitan mass transit system which sees huge human flows in and out each day, speed and comfort are among the main concerns for service quality, but security is most important of all. A comprehensive video surveillance system can help prevent crimes and keep mishaps from becoming tragedies. The remote live-view function allows MRT staff to deliver help to passengers in need as soon as possible. Video archives come into play in resolving disputes or clarifying responsibilities, and also aid in preventative planning. Video archives can also, of course, offer important help in crime investigations.



## High Performance Automation Control System

Pushing Semiconductor Machinery Up a Notch

Israel



ARK-3440

### Project

A wafer foundry represents the epitome of modern microfabrication. Be it the process of etching or photolithography, precision and speed are keys for edging out competitors, especially when IC manufacturing is becoming ever finer, moving from 90nm to 45nm and 32nm nodes.

An Israeli semiconductor equipment manufacturer was seeking a fanless industrial computer of the highest computing power to incorporate in its semiconductor machinery. Advantech met their demands by providing ARK-3440, an embedded and fanless IPC driven by an Intel® Core™ i7 610E processor.

### Requirements

- Intel Core i7 SV up to 2.53 GHz
- 2 PCI/PCI Express versatile expansion slots for plug-in cards
- Fanless device to avoid contaminants in fabrication cleanroom environment
- 3 series ports with support for RS-485 autoflow control
- Reliable, rugged, and enduring, for round-the-clock operation
- All-in-one solution ready for applications, without the need of compatibility testing

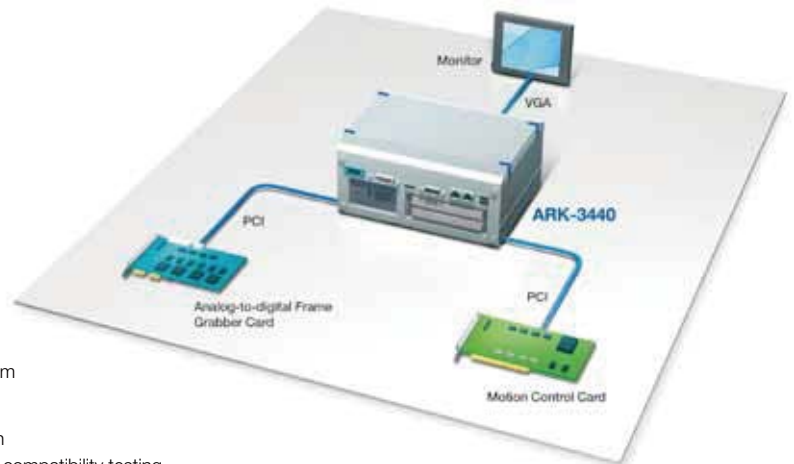
### System

This company had previously assembled computing systems for their machinery by themselves, using a server-class motherboard matched up with various components such as CPUs, chassis, and peripherals, purchased from different sources. This produced hassles as they had to go through a lengthy process of compatibility tests for all the components. Once any of the components was broken or out of product life cycle, they had to seek a replacement and the whole system had to be retrofitted, or worse, abandoned if the replacement didn't work. Advantech saved them from all these troubles by providing an all-in-one solution performed by the fanless and embedded box IPC, ARK-3440, which integrates all components as an application-ready product.

This ARK-3440 is powered Intel® Core™ i7 610E SV processor runs at 2.53 GHz. In this application one of the two PCI/PCI Express expansion slots is fitted with a motion control card, and the other with an analog-to-digital frame grabber card, providing the connected semiconductor machine with ultra-precision auto optical inspection capabilities.

### Conclusion

With ARK-3440 as its integrated and embedded computing platform, this Israeli company is exempt from troubles in remodeling and testing computers; they can now focus their attention on their core business. ARK-3440's compact and fanless design is ideal for the cleanroom environment in wafer fabrications, where absolute freedom of contaminants is required. The ARK-3440's intrinsic ruggedness and durability make it a suitable workhorse for semiconductor manufacturing, where machines are typically required to work 24 hours a day, 7 days a week. More importantly, the ARK-3440's super fast CPU gives their machines a significant edge in high volume production, pushing IC manufacturing up another notch.





# AOI Alignment System

LCD Production Quality Control

Taiwan



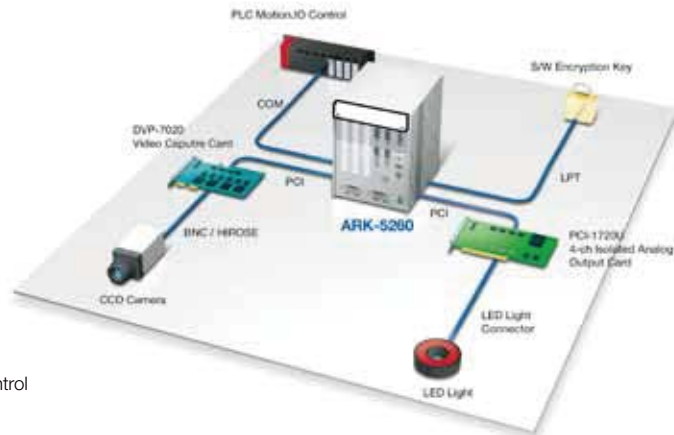
ARK-5260

## Project

A major TFT-LCD manufacturer needed to have a full range of new inspection systems. Automated defect inspection is absolutely necessary to ensure the quality of large, mass-produced LCD panels. The manufacturer's goal is to sell 100% "no failure" screens, therefore, a fast and highly accurate visual inspection of each finished assembly is essential. Advantech's ARK-5260 fanless embedded IPC, with two add-on PCI cards, was chosen as the key component for an Automated Optical Inspection (AOI) alignment system.

## Requirements

- Excellent computing power with Intel® Atom™ D510 1.66GHz CPU to handle image data
- All-in-one set with both image grabbing and LED lighting control capability
- Four independent image grab channels with BNC/HIROSE connectors
- Four independent channels for 5 - 50V LED light with software control
- Extremely compact, sealed construction with fanless operation



## System

The glass defect inspection equipment is for 7.5G glass substrates, capable of inspecting LCD glass plates up to 1950 x 2250 mm. The equipment performs a variety of critical tasks: image grabbing and processing, defect location, statistical computation, as well as data analysis and review. Before and after the defect inspection processing, the alignment procedure is conducted to ensure the TFT-LCD to be inspected is precisely positioned on the system. This procedure is fundamental and critical, as incorrect position of the glass on the system may lead to serious inspection errors. The AOI alignment systems are implemented at many stages throughout the manufacturing process.

Advantech's ARK-5260 operates with two added PCI cards. The first is a 4-channel PCI-bus Image Grabber Card with BNC or Hirose interface, which is connected to a CCD camera. The CCD camera captures the image of the cross mark on the glass, and calculates the variance from the absolute X and Y coordinates. According to the variance, it further moves the glass to an ideal position through PLC. The second PCI card is a 4-channel isolated analog output card. With this card, this system features 4-channel LED light software control. The system connects to an LED light through a standard LED connector interface. It could enable 5 - 50V wide-range LED light which illuminates the image to amplify features that need to be inspected. Also, the ARK-5260 connects to an encryption key via printer port. This ensures the security of the API. The printer port further provides easy access for a wide range of image process libraries, as most image process libraries in the world are available through printer port dongles.

## Conclusion

Advantech's ARK-5260 high performance rate was an exact match for the Taiwan LCD maker's requirements. Featuring two PCI slots for application expansion and system integration, the ARK-5260 also comes with five USB 2.0 and four standard serial port interfaces. It supports up to 2 GB of DDR SDRAM. Offering great flexibility in space critical environments, the ARK-5260 is ideal for embedded system applications required by machine automation, industrial plants, and cabinet integration. Its rubberized anti-vibration card-holder for system cards, combined with an anti-vibration HDD-bay, ensure maximum reliability; plus, the ARK's simple, modularized, user-friendly design is ready for quick installation, as well as easy expansion and maintenance.

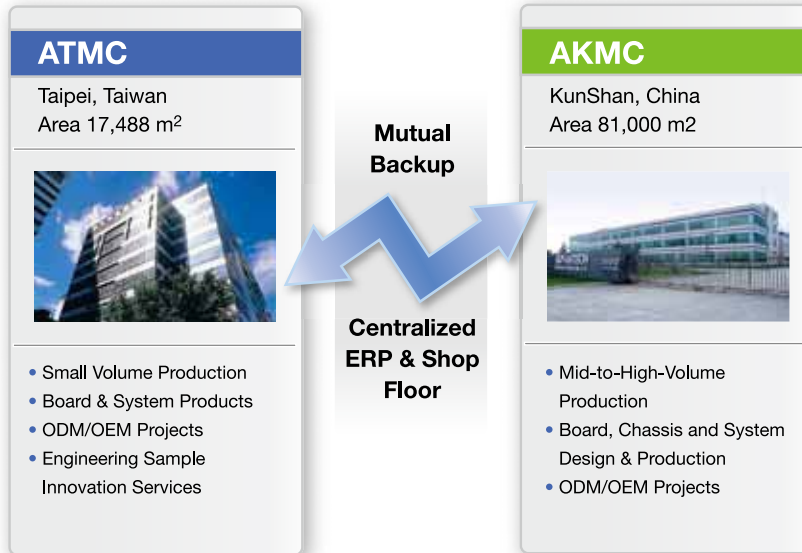
# Manufacturing and Quality Assurance

Agile Manufacturing Capability and Certified Quality Assurance

## Manufacturing

Our dual, world-class manufacturing centers in Taiwan and China both maintain precise quality control, and offer a full range of production in a timely and cost-effective manner. To maximize the efficiency of operational procedures, we have implemented a cluster manufacturing system within our segmented manufacturing service units. This unique approach enables a direct, simplified, and highly streamlined design-to-manufacturing process.

- In-house board, chassis, and system production
- Dual world-class manufacturing centers minimize business risks
- Advanced production capabilities and customizable processes
- Rigid quality assurance system
- Most complete ISO standard coverage



## Certified Quality Assurance Systems

Advantech has been designing and manufacturing industrial PCs according to our 3C Quality Statement:

- Always Strive for Overall Customer Satisfaction
- Continuously Improve
- Apply Closed-loop Mechanisms to Resolve Problems

At Advantech, quality is our main priority. A complete line of safety, EMC and reliability measures such as ESD, vibration, drop testing, temperature, humidity and HALT chambers are available to ensure our products meet the strictest standards. All facilities are at least ISO 9001 and 14001 certified while others hold additional certifications such as ISO 13485, 17025, TL9000 and OHSAS18001.

An environmental program that focuses on reducing, reusing and recycling of materials throughout the manufacturing process is also applied at Advantech. All our products are 100% RoHS compliant and Environmental Management Systems such as QC080000 are applied to meet worldwide environmental requests. Advantech's efforts towards environmental protection have been recognized by Sony since 2004 (Sony Green Partner).





# Global Customer Support Services

Global Access, Local Support

## Global Procurement Services

Our global procurement network consists of local teams that leverage strong, worldwide supplier relationships and strict vendor and product management to offer quality-guaranteed, compatible peripherals with short lead times and competitive prices.

- Localized procurement with worldwide network support
- Global standardization management
- Trusted quality with revision control



## Global Logistics Services

With strong integrated ERP and SAP supply chain solutions, our worldwide logistics network offers a wide range of flexibilities to bring out different delivery models including local and global solutions that meet your unique needs and budget requirements.


Advantech's Logistics Service gives you the flexibility to simplify your logistical networks, bring your products to market on time, and enjoy a timely return on your investment.

- Optimized and flexible shipping solutions
- Integrated ERP and SAP supply chain solution with global distribution network
- Centralized plants with local delivery

## Customer Support Services

Our global presence provides localizable, customizable, and reliable customer support services. We can create an optimized maintenance and support plan, leveraging the full power of our service portfolio to help reduce costs and proactively mitigate business risks to best meet your needs. In addition to our complete technical and repair support, we provide a variety of customizable after-sales services, including extended warranty, advance replacement, upgrade, fast repair, etc. With our knowledgeable local support groups, we enable a consistent support experience around the world and help keep your investment at peak performance and within your budget.

- 24/7 technical support: hotline AE & online chat support
- Global deployment with local full-line repair capability
- Easy-to-use web-based repair and tracking system
- Various value-added, after-sales support services



# Product Datasheets

---

## Server-grade IPCs

<b>Selection Guide</b>		<i>1-2</i>
<b>Server Chassis</b>		
<b>HPC-7280</b>	2U Rackmount Chassis for EATX Serverboard with 8 Hot-swap Hard Drive Cages	<i>1-4</i>
<b>HPC-7480</b>	4U Tower/Rackmount Chassis for EATX Serverboard with 8 Hot-swap Hard Drive Cages	<i>1-6</i>
<b>Server Boards</b>		
<b>ASMB-310IR</b>	Dual 1366 Socket CEB Server Board with 2 PCIe x16 Expansion Slots	<i>1-8</i>
<b>ASMB-781</b>	Single 1155 Socket ATX Server Board with 2 PCIe x16 Expansion Slots	<i>1-10</i>

To view all of Advantech's Industrial Servers, please visit [www.advantech.com/products](http://www.advantech.com/products).



# Server-grade IPCs

## Server Chassis

NEW



NEW



Model Name		HPC-7280		HPC-7480	
Processor Support		Supports dual, single Intel / AMD processors		Supports dual, single Intel / AMD processors	
Form Factor Support		2U chassis support for max. motherboard size - 12" x 13" EATX		4U chassis support for max. motherboard size - 12" x 13" EATX	
Expansion Slots		3 x Full-height, Full-length (with riser card) or 6 x low profile PCI expansion slots		7 x Full-height, Full-length PCI expansion slots	
Drive Bay	Slim ODD Bay	1		-	
	5.25" (front-accessible)	-		3	
	3.5" (front-accessible)	8		8	
	3.5" (internal)	-		-	
	2.5" (front-accessible)	-		-	
Cooling	2.5" (internal)	-		-	
	Chassis Fan	3 (8 cm / CFM)		4 (8 cm / CFM)	
	Air Filter	-		Yes	
System Monitoring		Chassis intrusion switch		Chassis intrusion switch	
Front I/O Interface	USB	1		2	
	PS/2	-		-	
Miscellaneous	LED Indicators	Power, HDD activity, LAN		Power, HDD activity, LAN	
	Rear Panel	-		-	
Environment		Operating	Non-Operating	Operating	Non-Operating
	Temperature	0 ~ 40° C (32 ~ 104° F)	-40 ~ 70° C (-40 ~ 158° F)	0 ~ 40° C (32 ~ 104° F)	-40 ~ 70° C (-40 ~ 158° F)
	Humidity	10 ~ 85% @ 40° C non-condensing	10 ~ 95% @ 40° C non-condensing	10 ~ 85% @ 40° C non-condensing	10 ~ 95% @ 40° C non-condensing
	Vibration (5-500 Hz)	1 Grms	2 G	1 Grms	2 G
	Shock	10 G	30 G	10 G	30 G
		(with 11 ms duration, half sine wave)		(with 11 ms duration, half sine wave)	
Physical Characteristics	Dimensions (W x H x D)	482.6 x 88 x 700 mm (2U)		452 x 178 x 648 mm (4U)	
	Weight	28 kg		29.94 kg	
Page		1-4		1-6	

# Server Boards

NEW



NEW



Model Name		ASMB-310IR	ASMB-781
Form Factor		CEB	ATX
Processor System	CPU	Intel Xeon E5600/E5500 Series	Intel Xeon E3/ Core i3 Series
	Socket	2 x socket 1366	1 x socket 1155
	Max. Speed	2.53 GHz	3.4 GHz
	Front Side Bus	QPI 6.4 GT/s	-
	L2 Cache	12 MB	6 MB/3 MB
	Chipset	Intel 5520, Intel ICH10R	Intel C206
BIOS		AMI 32 Mbit, SPI	AMI 64 Mbit, SPI
Expansion Slot	PCI	-	3
	PCIe x16	2	2
	PCIe x8	2	-
	PCIe x4	1 (2 on ASMB-310 SKU)	1
	PCIe	-	1
Memory	Technology	DDR3 Reg/unb. ECC 800/1066/1333 MHz	DDR3 ECC/non-ECC Unbuffer 800/1066/1333 MHz
	Max. Capacity	48 GB (RDIMM) 24 GB (UDIMM)	32 GB ECC/Non-ECC UDIMM
	Socket	6 x 240-pin DIMM	4 x 240-pin DIMM
Graphics	Controller	AST 2050	AST2300
	VRAM	DDR2 64 MB	DDR3 128 MB
	LCD	-	-
	TV-Out	-	-
	HDMI	-	-
	DVI	-	-
Dual Display		-	-
Ethernet	Interface	10/100/1000 Mbps Gigabit Ethernet	10/100/1000 Mbps Gigabit Ethernet
	Controller	1 x Intel 82574L, 1 x Intel 82567LM 1 x Mgmt LAN (optional)	1 x Intel 82579LM + 1 x Intel 82574L Intel 82580DB (optional)
	Connector	RJ-45 x 3 (1 x Mgmt LAN)	RJ-45 x 4 (ASMB-781G4 SKU)
TPM		optional	optional
SATA	Max. Data Transfer Rate	300 MB/s	300MB/s for SATA2 600 MB/s for SATA3
	Channel	6	4 for SATA2, 2 for SATA3
Rear I/O	VGA/DVI/HDMI	1 / - / -	1 / - / -
	Ethernet	3 (1 for optional)	4 (2 for optional)
	USB	6	4
	Audio	-	-
	Parallel	-	-
	Serial	1 (RS-232)	1 (RS-232)
	PS/2	2	2
Internal Connector	LVDS & Inverter	-	-
	TV-Out	-	-
	DVI	-	-
	USB	5	6 (2 x Type-A)
	Serial	1	1
	Parallel	-	-
	IDE	-	-
	SATA	6	6
	SAS	8 (ASMB-310IR only)	-
Compact Flash	-	-	
Watchdog Timer	GPIO	-	-
	Output	-	System reset
	Interval	-	Programmable, 1 ~ 255 sec/min
Page		1-8	1-10

- Server-grade IPCs **1**
- Embedded IPCs **2**
- Pre-configured Systems **3**
- Industrial Computer Chassis **4**
- Slot SBC & Passive Backplanes **5**
- Industrial Motherboards **6**
- Industrial Computer Peripherals **7**

# HPC-7280

## 2U Rackmount Chassis for EATX Serverboard with 8 Hot-swap Hard Drive Cages

**NEW**



CE FCC 

### Features

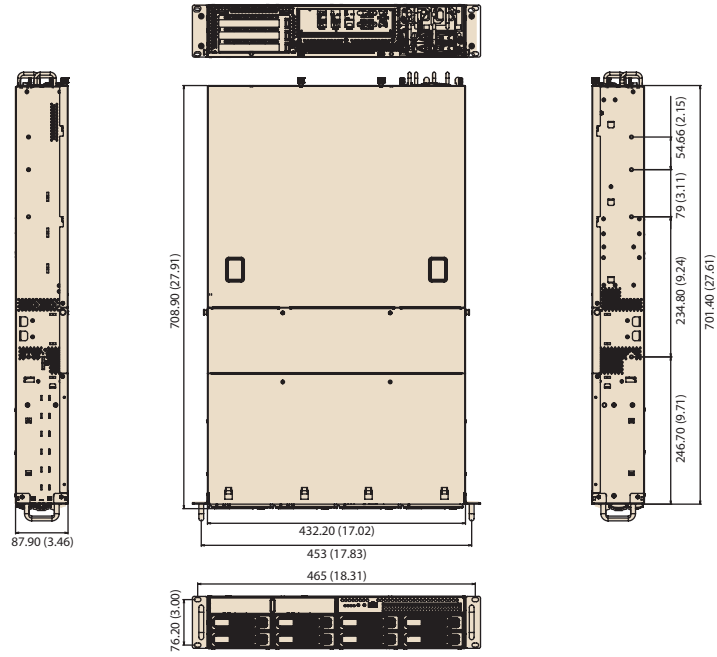
- 2U rackmount chassis supports ATX/CEB/EATX motherboard
- Lockable front bezel prevents unauthorized access
- 800 W (1+1) redundant power supply
- Optional riser card supports 2 x PCI-X and 1 x PCIe x8

### Specifications

Processor Support	Supports dual, single Intel / AMD processors		
Form Factor Support	2U chassis support for max. motherboard size - 12" x 13" EATX		
Expansion Slots	3 x Full-height, Full-length (with riser card) or 6 x low profile PCI expansion slots		
Drive Bay	Slim ODD Bay	1	
	5.25" (front-accessible)	-	
	3.5" (front-accessible)	8	
	3.5" (internal)	-	
	2.5" (front-accessible)	-	
Cooling	2.5" (internal)	-	
	Chassis Fan	3 (8 cm / CFM)	
	Air Filter	-	
System Monitoring	Chassis intrusion switch		
Front I/O Interface	USB	1	
	PS/2	-	
Miscellaneous	LED Indicators	Power, HDD activity, LAN	
	Rear Panel	-	
Environment	Temperature	Operating 0 ~ 40° C (32 ~ 104° F)	Non-Operating -40 ~ 70° C (-40 ~ 158° F)
	Humidity	10 ~ 85% @ 40° C non-condensing	10 ~ 95% @ 40° C non-condensing
	Vibration (5-500 Hz)	1 Grms	2 G
	Shock	10 G (with 11 ms duration, half sine wave)	30 G
Physical Characteristics	Dimensions (W x H x D)	482.6 x 88 x 700 mm (2U)	
	Weight	28 kg	

## Dimensions

Unit: mm (inch)



## Ordering Information

Part Number	Power Supply
HPC-7280-R8A1E	1+1 800 W Redundant Power Supply

## Packing List

Description	Quantity
800W Redundant Power Supply Module	x 2
Hot-swap 3.5" HDD Trays	x 8
SAS/SATA2 Backplane	x 2
PCI Riser Card (SRC-2LG2XE-00A1E)	x 1
Front I/O Panel Board	x 1
Front Bezel with Key (Lockable)	x 1
Redundant Power Supply Power Distribution Board	x 1
System Fans (80mm x 38mm)	x 3
System Cable Set	x 1
Startup Manual	x 1
Slim 8 x SATA DVD + 1-RW DL	x 1


## Front View



## Rear View



## Inside View



# HPC-7480

## 4U Tower/Rackmount Chassis for EATX Serverboard with 8 Hot-swap Hard Drive Cages

Preliminary



CE FCC RoHS COMPLIANT PRODUCT

### Features

- 4U rackmount chassis supports ATX/CEB/EATX motherboard
- Lockable front bezel prevents unauthorized access
- 665 W high efficiency single power supply
- Swappable fan module design facilitates maintenance

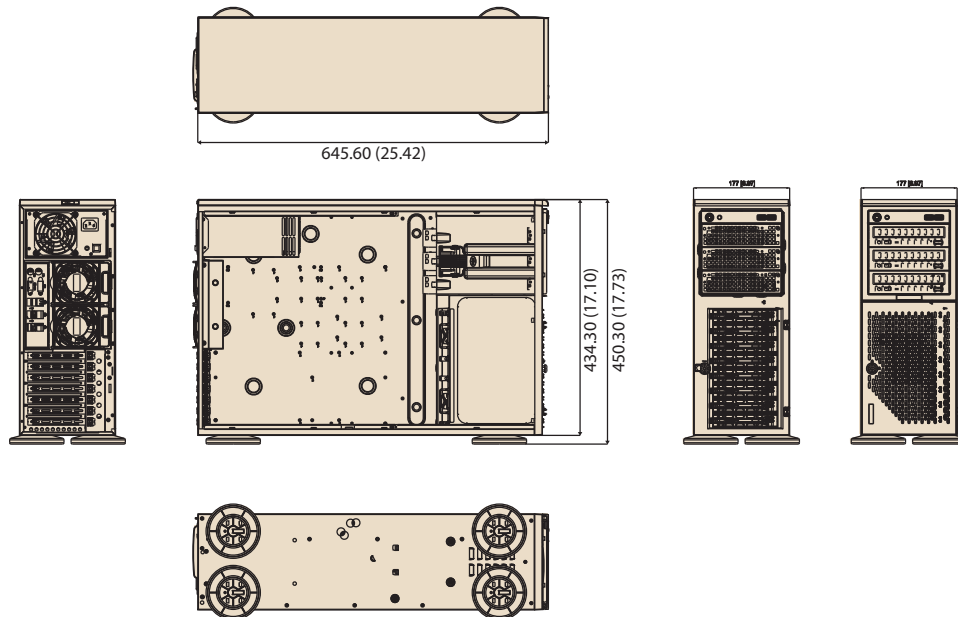
### Specifications

Processor Support	Supports dual, single Intel / AMD processors			
Form Factor Support	4U chassis support for max. motherboard size - 12" x 13" EATX			
Expansion Slots	7 x Full-height, Full-length PCI expansion slots			
Drive Bay	Slim ODD Bay	-		
	5.25" (front-accessible)	3		
	3.5" (front-accessible)	8		
	3.5" (internal)	-		
	2.5" (front-accessible)	-		
	2.5" (internal)	-		
Cooling	Chassis Fan	4 (8 cm / CFM)		
	Air Filter	Yes		
System Monitoring	Chassis intrusion switch			
Front I/O Interface	USB	2		
	PS/2	-		
Miscellaneous	LED Indicators	Power, HDD activity, LAN		
	Rear Panel	-		
Environment	Temperature	Operating 0 ~ 40° C (32 ~ 104° F)	Non-Operating -40 ~ 70° C (-40 ~ 158° F)	
	Humidity	10 ~ 85% @ 40° C non-condensing		
	Vibration (5-500 Hz)	1 Grms	2 G	
	Shock	10 G	30 G	
		(with 11 ms duration, half sine wave)		
Physical Characteristics	Dimensions (W x H x D)	452 x 178 x 648 mm (4U)		
	Weight	29.94 kg		



## Dimensions

Unit: mm (inch)



## Ordering Information

Part Number	Redundant Power Supply
HPC-7480-66A1E	665 W Power Supply

## Packing List

Description	Quantity
665 W Single Power Supply	x 1
Hot-swap 3.5" HDD Trays	x 8
SATA2 Backplane (SAS Backplane Optional)	x 1
Front I/O Panel Board	x 1
Front Bezel with Key (Lockable)	x 1
System Hot-swap Cooling Fans	x 4
Startup Manual	x 1

## Front View



## Inside View




## Rear View



# ASMB-310IR

## Dual 1366 Socket CEB Server Board with 2 PCIe x16 Expansion Slots

**NEW**



### Features

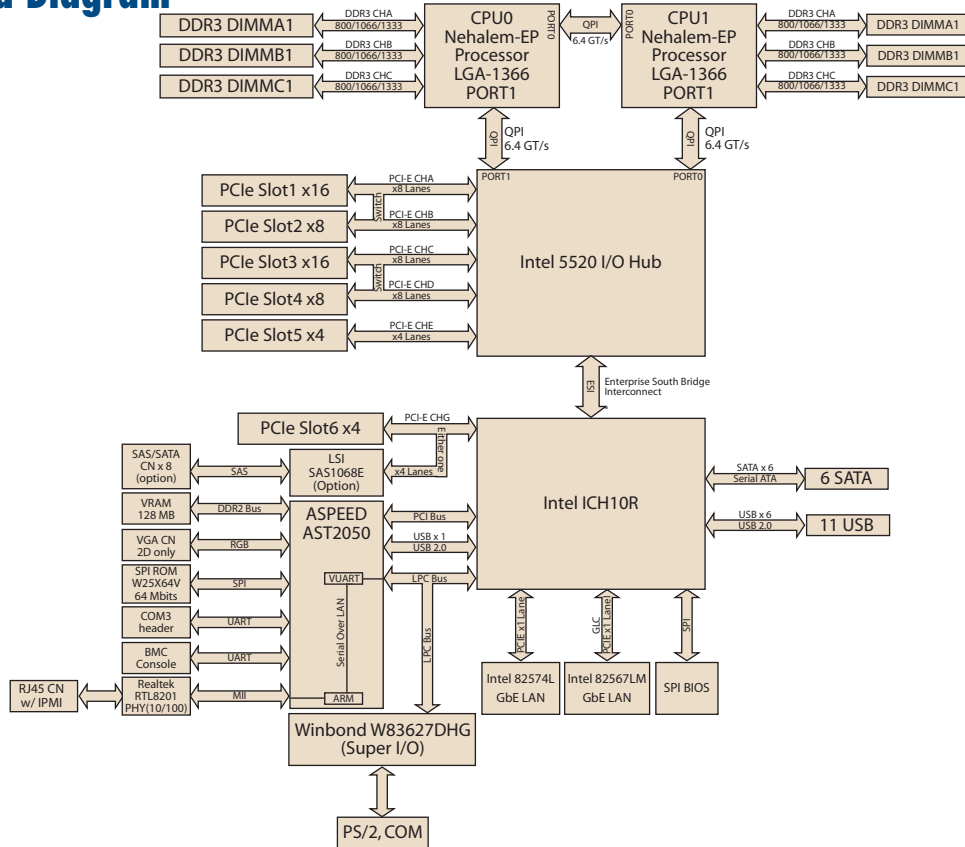
- Supports dual Intel® processors 5500/5600
- Six ECC registered/unbuffered memory DIMMs, up to 24 GB capacity
- Supports 2 x PCIe x16 double-deck expansion cards
- CEB form factor fits into standard chassis
- 24/7 industrial server, ambient operation temp from -10 ~ 50° C



### Specifications

Form Factor		CEB form factor	
Processor System	Socket	2 x socket 1366	
	CPU type	Intel Xeon 5600 series, Intel Xeon X5500 series (95 W), Intel Xeon E5500 series (80 W), Intel Xeon L5500 series (60 W/38 W)	
Core Logic	Bus	QPI 4.8 / 5.86 / 6.4 GT/s	
	Chipset	Intel 5520 chipset IOH, Intel ICH10R I/O controller	
Memory	Total slots	6 (3-channel per CPU, 3 DIMM per CPU)	
	Capacity	Maximum up to 48 GB (RDIMM), maximum up to 24 GB (UDIMM)	
	Memory type	DDR3 800/1066/1333 reg DIMM/unbuffered DIMM with ECC	
	Memory size	1 GB, 2 GB, 4 GB	
Expansion Slots (SSI location #)	Total PCI/PCI-X/PCIe slots	6	
	Slot location 1	1 x PCIe x4 (Gen1 X4 link) (This slot is not available in ASMB-310IR SKU)	
	Slot location 2	1 x PCIe x4 (Gen2 X4 link)	
	Slot location 3	1 x PCIe x8 (Gen2 X8 link)	
	Slot location 4	1 x PCIe x16 (Gen2 X16 link) (Auto switch to x8 link if slot 3 is occupied)	
	Slot location 5	1 x PCIe x8 (Gen2 X8 link)	
	Slot location 6	1 x PCIe x16 (Gen2 x16 link) (Auto switch to x8 link if slot 5 is occupied)	
Graphics	VGA	Aspeed AST2050 64 MB	
	IDE controller	-	
Storage	SATA controller	Intel ICH10R: 6 SATA2 300 MB/s ports, Intel Matrix Storage (for Windows only) (Supports software RAID 0, 1, 10 & 5)	
	SAS controller	LSI 1068E (ASMB0-310IR SKU only)	
Networking	GbE LAN	1 x Intel 82574L + 1 x Intel 82567LM + dedicated LAN port for remote management function (management LAN is available in ASMB-310IR SKU only)	
Onboard I/O Connectors	Floppy connector	-	
	PSU connector	24-pin SSI power connector + 8-pin SSI 12 V + 8-pin SSI 12 V power connector	
	USB connector	3 (supports 5 USB port)	
	Fan header	5 x 4pin	
	SMBus	-	
	Chassis intruder	1	
	Front LAN LED	2	
Rear I/O Connectors	Serial port header	1	
	External serial port	1	
	External USB port	6	
	VGA port	1	
	RJ-45	2	
	PS/2 KB/mouse	1	
Management Solution	Infiniband	-	
	Software	-	
Monitoring	Out of band remote management	Yes (ASMB-310IR SKU only)	
	CPU temperature	Yes	
Environment	System Monitoring	Yes	
	Temperature	Operating 0 ~ 50° C	Non-operating -40 ~ 85° C
	Humidity	0% ~ 90%	5% ~ 95% (Non condensing)
Physical Characteristics	Dimensions	304.8 x 257.05 mm (12" x 10.12")	

## Board Diagram



## Ordering Information

Part Number	HDD	Expansion Slot	IPMI
ASMB-310-00A1E	6 SATA	4 x PCIe x8 (or 2 x PCIe x16), 2 x PCIe x4	-
ASMB-310IR-00A1E	6 SATA + 8 SAS/SATA	4 x PCIe x8 (or 2 x PCIe x16), 1 x PCIe x4	Yes

## Packing List

Part Number	Description	Quantity
1700003194	SATA data cables	x 2
1960048321T000	I/O shield	x 1
2066310R00	Driver CD	x 1
2006310R10	Startup manual	x 1
1960048304N001	CPU Coolers (For 2U/4U system)	x 2

## Bracket View




ASMB-310IR

# ASMB-781

## Single 1155 Socket ATX Server Board with 2 PCIe x16 Expansion Slots

### Preliminary



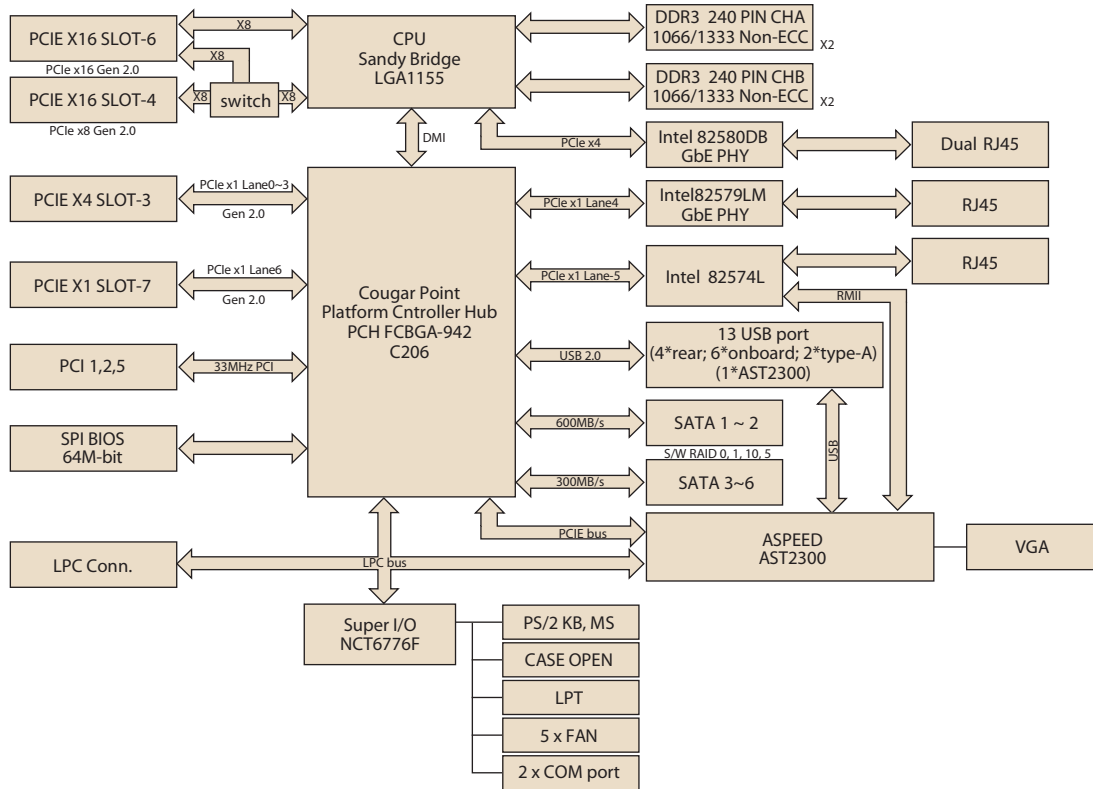
### Features

- Supports Embedded Intel® Xeon® E3/ Core™ i3 processor with C206 chipset
- Dual Channel DDR3 ECC/Non-ECC 1066/1333 MHz unbuffered DIMM, Max. 32 GB
- Supports 2 x PCIe x16 (x8 link) double-deck expansion cards
- Supports 2 x SATA 6.0 Gb/s, quad LAN (optional), TPM (optional)

### Specifications

Form Factor	ATX form factor	
Processor System	Socket	Intel Xeon E3 series
	CPU type	Intel Core i3 processor series
Core Logic	Chipset	Intel C206 chipset
	Total slots	4 (Dual Channel DDR3 1066/1333)
Memory	Capacity	Maximum 32 GB ECC UDIMM
	Memory type	DDR3 ECC/Non-ECC 1066/1333 MHz DIMM
	Memory size	1 GB, 2 GB, 4 GB, 8 GB
Expansion Slots (SSI location #)	Total PCI/PCI-X/PCIe slots	7
	Slot location 1	1 x PCI
	Slot location 2	1 x PCI
	Slot location 3	1 x PCIe x4
	Slot location 4	1 x PCIe x16 (Auto switch to x8 link if slot 6 is occupied)
	Slot location 5	1 x PCI
	Slot location 6	1 x PCIe x16
Graphics	VGA	Aspeed AST2300/1300 128 MB
	IDE controller	-
Storage	SATA controller	Intel C206: 4 SATA2 3 Gb/s ports, 2 SATA3 6Gb/s Intel Matrix Storage (for Windows only) (Supports software RAID 0, 1, 10 & 5)
	SAS controller	-
Networking	GbE LAN	1 x Intel 82579LM + 1 x Intel 82574L, Intel 82580DB (optional)
Onboard I/O Connectors	Floppy connector	-
	PSU connector	24-pin SSI power connector + 8-pin SSI 12 V power connector
	USB connector	3 (supports 6 USB port), 2* Type-A
	Fan header	5 x 4pin
	SMBus	1
	Chassis intruder	1
	Front LAN LED	2
Rear I/O Connectors	Serial port header	1
	External serial port	1
	External USB port	4
	VGA port	1
	RJ-45	2, 4 (ASMB-781G4 SKU)
	PS/2 KB/mouse	1
Management Solution	Infiniband	-
	Software	-
Monitoring	Out of band remote management	Yes (ASMB-220G4 SKU only)
	CPU temperature	Yes
Environment	System Monitoring	Yes
	Temperature	Operating: 0 ~ 60° C, depends on CPU speed and cooler solution Non-operating: -40 ~ 85° C
	Humidity	0% ~ 90% 5% ~ 95% (Non condensing)
Physical Characteristics	Dimensions	304.8 x 244 mm (12" x 9.6")

## Board Diagram



## Ordering Information

Part Number	Chipset	Memory	LAN	IPMI
ASMB-781G2-00A1E	C206	DDR3 ECC/Un-ECC	2	-
ASMB-781G4-00A1E	C206	DDR3 ECC/Un-ECC	4	Yes

## Packing List

Part Number	Description	Quantity
2066078100	Driver CD	x 1
2006078110	Startup manual	x 1
1700003194	SATA data cables	x 6
1703150102	SATA power cables	x 2
-	I/O shield	x 1

## Bracket View



ASMB-781G4

# High Performance Server-grade IPC

## For Non-stop 24/7 Mission Critical Applications



# ADVANTECH

*Enabling an Intelligent Planet*

Advantech industrial Server-grade IPC provides customers with a complete solution and value-added services rather than just a regular server product. Designed to give system integrators solutions for high-end applications such as medical imaging, automated optical inspection (AOI), surveillance DVR/NVR, and military simulators, Advantech Server-grade IPC features massive computing performance, hot swap & redundancy, and rich storage capacity.

### ■ Automated Optical Inspection (AOI)

For high speed image capture and analysis, and high memory consumption systems.

### ■ Digital Surveillance

Provides huge storage, multiple I/O expansion, high reliability and high I/O speed data access.

### ■ Medical Imaging

For X-ray, CT, and ultra sound scanning, with longevity support and strict revision control.



### HPC-7280

2U Rackmount Chassis for EATX Serverboard with 8 Hot-swap Hard Drive Cages



### HPC-7480

4U Tower/Rackmount Chassis for EATX Serverboard with 8 Hot-swap Hard Drive Cages



### AIMB-310IR

Dual 1366 Socket CEB Server Board with 2 PCIe x16 Expansion Slots

www.advantech.com



## Embedded IPCs

### Selection Guide

#### ARK-1000 Series Ultra Compact Embedded IPCs

<b>ARK-1360</b>	Intel Atom Z510P/ Z530P with Mini PCIe Expansion Slot	<i>2-8</i>
<b>ARK-1503</b>	Intel Atom D525/D425 with Integrated Display Interface	<i>2-10</i>

#### ARK-3200 Series Slim Embedded IPCs

<b>ARK-3202</b>	Intel Atom N270 with VGA+DVI Dual Display and Multiple I/O	<i>2-12</i>
-----------------	--	-------------

#### ARK-3300 Series Rich I/O Embedded IPCs

<b>ARK-3360F</b>	Intel Atom N450/D510 with 3 GigaLAN and Isolated COM Ports	<i>2-14</i>
<b>ARK-3360L</b>	Intel Atom N450/D510 with Multiple I/O	<i>2-16</i>
<b>ARK-3390</b>	Intel Core 2 Duo Automation Control System with Two Isolated COM Ports and GPIO	<i>2-18</i>

#### ARK-3400 Series PCI/PCIe Expandable Embedded IPCs

<b>ARK-3400</b>	Intel Celeron M with 2 PCI Expansion Slots and Multiple I/O	<i>2-20</i>
<b>ARK-3403</b>	Intel Atom D510/D525 with PCI/PCIe Expansion and Dual SATA HDDs	<i>2-22</i>
<b>ARK-3420</b>	Intel Core 2 Duo with PCIe Expansion and Dual SATA HDDs	<i>2-24</i>
<b>ARK-3440</b>	Intel Core i3/i5/i7 Processor with PCI/PCIe Expansion and Dual SATA HDDs	<i>2-26</i>

#### ARK-5000 Series PCI/PCIe Slot Expandable Embedded IPCs

<b>ARK-5260</b>	Intel Atom D510 with PCI/PCIe Expansion and Dual SATA HDDs	<i>2-28</i>
-----------------	--	-------------

#### ARK 6300 Series Mini-ITX Series Embedded IPCs

<b>ARK-6320</b>	Intel Atom D510/D525 Cost-effective Mini-ITX Systems	<i>2-30</i>
-----------------	--	-------------

#### Embedded Vehicle Box Series

<b>ARK-1388V</b>	Ultra Compact Intel Core 2 Duo ULV U7500 with Safe Start/Shutdown and Wireless Functions	<i>2-32</i>
<b>ARK-3202V</b>	Mobile Intel Atom N270 Fanless Solution with Dual Display and Multiple I/O	<i>2-34</i>
<b>ARK-VH200</b>	High Performance Intel Atom Fanless Mobile DVR solution	<i>2-36</i>

#### Embedded Signage Box Series

<b>ARK-DS303</b>	Value Digital Signage Platform	<i>2-38</i>
<b>ARK-DS350(AM3)</b>	High Performance Graphics Digital Signage Platform	<i>2-40</i>
<b>ARK-DS520</b>	Advanced (ION2 based) Graphics Digital Signage Platform	<i>2-42</i>
<b>ARK-DS220</b>	OPS ION2-based Digital Signage Platform	<i>2-44</i>

#### Industrial Touch Monitor ITM Series

<b>ITM-5115</b>	15" XGA Industrial LED Monitor with Fully Flat Resistive Touchscreen	<i>2-46</i>
-----------------	--	-------------

To view all of Advantech's Embedded IPCs, please visit [www.advantech.com/products](http://www.advantech.com/products).



# Embedded IPCs



NEW



Model Name		ARK-1360	ARK-1503	ARK-3202
Features		Intel Atom Z510P/ Z530P with Mini PCIe Expansion Slot	Intel Atom D525/D425 with Integrated Display Interface	Intel Atom N270 with VGA+DVI Dual Display and Multiple I/O
Processor System	Processor	Intel Atom Z510P 1.1 GHz/ Z530 1.6 GHz	Intel Atom D525/D425 1.8GHz	Intel Atom N270 1.6 GHz
	System Chipset	Intel SCH US15WP	ICH8M	Intel 945GSE + ICH7M
	BIOS	Award 8 MB Flash BIOS	AMI 16 MB SPI BIOS	Award 4 MB SPI BIOS
	System Memory	Up to 2 GB DDR2 SDRAM SODIMM	Up to 4 GB DDR3 SDRAM SODIMM	Up to 2 GB DDR2 SDRAM SODIMM
Display Interfaces	CRT	Yes	Yes	Yes
	LVDS	24-bit LVDS (optional)	24-bit LVDS (Integrated USB & Tx/Rx Signal)	36-bit LVDS (optional)
	DVI	-	-	Yes
	TV Out	-	-	-
I/O Interface	Audio	High Definition Audio, Line-out, Mic-in	High Definition Line-out	Spk-out, Mic-in
	Ethernet	1 x 10/100/1000 Mbps	2 x 10/100/1000 Mbps	2 x 10/100/1000 Mbps
	Keyboard/Mouse	1 x PS/2	-	1 x PS/2
	USB	4 x USB 2.0	Up to 4 x USB 2.0	5 x USB 2.0
	eSATA	-	-	-
	Serial Port / Parallel Port	2 x RS-232	Up to 1 x RS-232, 1 x RS-232/422/485	Up to 2 x RS-232, 3 x RS-232/422/485 (supports auto flow control)
	Expansion	1 x Mini PCIe	1 x Mini PCIe	Up to 2x Mini PCIe
	Wireless	-	-	-
Storage	Solid State Disk	One Type I/II CompactFlash card	One Type I/II CompactFlash card	One Type I/II CompactFlash Card
	HDD	-	1 x 2.5" HDD bay	1 x 2.5" HDD bay
Power Requirements	Input Voltage & Type	DC 12V ~ 24V, ATX	DC 12 V, ATX	DC 12 V ~ 24 V, ATX
Certifications	EMC	CE, FCC, CCC	CE, FCC, CCC, BSMI, KCC	CE, FCC, CCC, BSMI
	Safety	UL, CCC	UL, CCC, BSMI, KCC	UL, CCC, BSMI
Dimensions (W x H x D)		189 x 41 x 130.6 mm (7.44" x 1.61" x 5.14")	230.6 x 133.0 x 44.4 mm (9.08" x 5.24" x 1.75")	220 x 68 x 200 mm (8.66" x 2.67" x 7.87")
Operating Temperature		0 ~ 55°C	w/ Extended Temperature HDD: 0 ~ 45°C & CF: -20 ~ 60°C	w/ Extended Temperature HDD: 0 ~ 45°C & CF: -20 ~ 60°C
Software Support		Windows CE, NET 6.0, Windows XP Embedded	Window 7, XP Professional, XP Embedded, WinCE 6.0	Windows XP Embedded, WinCE 6.0
Page		2-8	2-10	2-12





- Server-grade IPCs 1
- Embedded IPCs 2
- Pre-configured Systems 3
- Industrial Computer Chassis 4
- Slot SBC & Passive Backplanes 5
- Industrial Motherboards 6
- Industrial Computer Peripherals 7

ARK-3360F	ARK-3360L	ARK-3390
Intel Atom N450/D510 with 3 GigaLAN and Isolated COM Ports	Intel Atom N450/D510 with Multiple I/O	Intel Core 2 Duo Automation Control System with Two Isolated COM Ports and GPIO
Intel Atom N450/D510 1.66 GHz	Intel Atom N450/D510 1.66 GHz	Intel Core Duo LV 1.66 GHz/ Core 2 Duo ULV 1.06 GHz
ICH8M	ICH8M	Intel 945GME + ICH7M
AMI 16 MB SPI BIOS	AMI 16 MB SPI BIOS	Award 4 MB Flash BIOS
Up to 2 GB DDR2 667 SDRAM SODIMM	Up to 2 GB DDR2 667 SDRAM SODIMM	Up to 2 GB DDR2 SDRAM SODIMM
Yes	Yes	Yes
18-bit LVDS (optional)	18-bit LVDS (optional)	48-bit LVDS (optional)
-	-	DVI-D
-	-	-
High Definition Audio, Line-in, Line-out, Mic-in	High Definition Audio, Line-in, Line-out, Mic-in	Line-In, Line-out, Mic-in
3 x 10/100/1000 Mbps	2 x 10/100/1000 Mbps	2 x 10/100/1000 Mbps
-	-	1 x PS/2
6 x USB 2.0	6 x USB 2.0	5 x USB 2.0
-	-	-
1 x RS-232, 3 x RS-232/422/485, 2 x RS-422/485	3 x RS-232, 1 x RS-232/422/485	1 x RS-232, 3 x RS-232/422/485, 2 x RS-422/485
1 x Mini PCI, 1 x Mini PCIe	1 x Mini PCIe	1 x Mini PCIe
-	-	-
One Type I/II CompactFlash Card	One Type I/II CompactFlash Card	One Type I/II CompactFlash Card
1 x 2.5" SATA HDD bay	1 x 2.5" SATA HDD bay	1 x 2.5" SATA HDD bay
DC 12 V ~ 24 V, ATX	DC 12 V, ATX	DC 9 V ~ 34 V, ATX
CE, FCC, CCC, BSMI, KC	CE, FCC, CCC, BSMI, KC	CE, FCC, CCC, BSMI
UL, CCC, BSMI, KC	UL, CCC, BSMI, KC	UL, CCC, BSMI
264.5 x 69.2 x 137.25 mm (10.41" x 2.72" x 5.4")	264.5 x 69.2 x 137.25 mm (10.41" x 2.72" x 5.4")	264.5 x 69.2 x 137.25 mm (10.41" x 2.72" x 5.40")
w/ Extended Temperature HDD: 0 ~ 45°C & CF: -20 ~ 60°C	w/ Extended Temperature HDD: 0 ~ 45°C & CF: -20 ~ 60°C	w/ Extended Temperature HDD & CF: 0 ~ 55°C
Windows 7, WinCE 6.0, XP Embedded, XP Professional	Windows 7, WinCE 6.0, XP Embedded, XP Professional	Windows CE. NET 6.0, XP Embedded, Windows 7
2-14	2-16	2-18

# Embedded IPCs

**NEW**



Model Name		ARK-3400	ARK-3403
Features		Intel Celeron M with 2 PCI Expansion Slots and Multiple I/O	Intel Atom D510/D525 with PCI/PCIe Expansion and Dual SATA HDDs
Processor System	Processor	Intel Celeron M 370 1.5 GHz/ Celeron M 373 1.0 GHz	Intel Atom D510 1.66 GHz/ D525 1.8 GHz
	System Chipset	Intel 910GML + ICH6-M Chipset	ICH8M
	BIOS	Award 4 MB Flash BIOS	AMI 16 MB SPI BIOS
	System Memory	Up to 2 GB DDR2 SDRAM SODIMM	Up to 2 GB DDR2 667 SDRAM SODIMM
Graphics	CRT	Yes*	Yes
	LVDS	48-bit LVDS (Optional)	18-bit LVDS (Optional)
	DVI	Yes	-
	TV Out	-	-
I/O Interface	Audio	Line-in, Line-out, Mic-in	Line-in, Line-out, Mic-in
	Ethernet	2 x 10/100/1000 Mbps	2 x 10/100/1000 Mbps
	Keyboard/Mouse	-	-
	USB	6 x USB 2.0	6 x USB 2.0
	eSATA	1 x eSATA	1 x eSATA
	Serial Port / Parallel Port	2 x RS-232, 2 x RS-232/422/485 w/ autoflow control	2 x RS-232 and 2 x RS-232/422/485 port, RS-485 w/ auto flow control, 2 extra RS-232 ports (optional)
	Expansion	2 x PCI slot, 1 x Mini PCI	2 x PCI/PCIe, 2 x Mini PCIe
	Wireless	-	-
Storage	Solid State Disk	One Type I/II CompactFlash Card	One Type I/II CompactFlash Card
	HDD	1 x 2.5" SATA HDD bay	2 x 2.5" SATA HDD Bay
Power Requirements	Input Voltage & Type	DC 14 V ~ 24 V, AT/ATX	DC 12 V ~ 24 V, ATX
Certifications	EMC	CE, FCC, CCC, BSMI	CE, FCC, CCC, BSMI
	Safety	UL, CCC, BSMI	UL, CCC, BSMI
Dimensions (W x H x D)		220 x 102.5 x 200 mm (8.66" x 4.04" x 7.87" )	220 x 102.5 x 200 mm (8.66" x 4.04" x 7.87")
Operating Temperature		w/ Extended Temperature HDD: -20 ~ 45° C & CF: -20 ~ 55° C	w/ Extended Temperature HDD: -10 ~ 45° C & CF:-10 ~ 55° C
Software Support		Vista, XP Professional, XP Embedded, Win CE5.0, WinCE6.0, Linux Fedora 9.0	WinCE 6.0, Windows 7, XP Professional, XP Embedded, Linux Fedora 12
Page		2-20	2-22

\* CRT is extended from DVI-I port by Y-cable

- Server-grade IPCs 1
- Embedded IPCs 2
- Pre-configured Systems 3
- Industrial Computer Chassis 4
- Slot SBC & Passive Backplanes 5
- Industrial Motherboards 6
- Industrial Computer Peripherals 7



**NEW**



**NEW**



**NEW**



ARK-3420	ARK-3440	ARK-5260	ARK-6320
Intel Core 2 Duo with PCIe Expansion and Dual SATA HDDs	Intel Core i3/i5/i7 Processor with PCI/PCIe Expansion and Dual SATA HDDs	Intel Atom D510 with Dual PCI/PCIe Expansion and Dual Mobile HDDs	Intel Atom D510/D525 Cost-effective Mini-ITX Systems
Intel Core 2 Duo L7500 1.6 GHz/ Celeron M 550 2.0 GHz	Intel Core i7 610E 2.53 GHz/ Core i5 520E 2.4 GHz/ Core i3 330E 2.13 GHz	Intel Atom D510 1.66 GHz	Intel Atom D510 1.66 GHz/ D525 1.8 GHz
Intel GME965 + ICH8M	Intel QM57	ICH8M	ICH8M
Award 4 MB Flash BIOS	AMI 16 MB SPI BIOS	AMI 16 MB SPI BIOS	AMI 16 MB SPI BIOS
Up to 4 GB DDR2 SDRAM SODIMM	Up to 4 GB DDR3 1066 SDRAM SODIMM	Up to 2 GB DDR2 SDRAM SODIMM	Up to 2 GB DDR2 667 SODIMM Up to 4 GB DDR3 800 SODIMM
Yes*	Yes*	Yes	Yes
48-bit LVDS (Optional)	24-bit LVDS (Optional)	-	18 bit LVDS
Yes	Yes*	-	Yes (For D525 only)
-	HDMI	-	-
Line-In, Line-out, Mic-in	Line-in, Line-out, Mic-in	Line-in, Line-out, Mic-in	Line-in, Line-out, Min-in
2 x 10/100/1000 Mbps	2 x 10/100/1000 Mbps	2 x 10/100/1000 Mbps	2 x 10/100/1000 Mbps
-	-	1 x PS/2	-
6 x USB 2.0	6 x USB 2.0	5 x USB 2.0	8 x USB 2.0
1 x eSATA	1 x eSATA	-	-
2 x RS-232, 2 x RS-232/422/485 (supports autoflow control)	2 x RS232, 1 x RS232/422/485 (supports auto flow control)	4 x RS-232/422/485 port (supports auto flow control)	5 x RS-232, 1 x RS-232/422/485
2 x PCI/PCIe, 1 x Mini PCIe	2 x PCI/PCIe, 2 x Mini PCIe	2 x PCI, 1 x PCIe	-
-	-	-	-
One Type I/II CompactFlash Card	One Type I/II CompactFlash Card	One Type I/II CompactFlash Card	-
2 x 2.5" SATA HDD bay	2 x 2.5" SATA HDD	2 x 2.5" SATA HDD Bay	1 x 2.5" SATA HDD Bay
DC 9 V ~ 34 V, ATX	DC 9V~34V, ATX	DC 12V ~ 24V, ATX	DC 12V
CE, FCC, CCC, BSMI	CE, FCC, CCC, BSMI	CE, FCC, CCC, BSMI	CE, FCC, BSMI
UL, CCC, BSMI	UL, CCC, BSMI	CCC, BSMI	BSMI
220 x 102.5 x 200 mm (8.66" x 4.04" x 7.87" )	220x102.5x200 mm (8.66"x4.04"x7.87")	137 x 189 x 221 mm (5.39" x 7.4" x 8.7")	200 x 73 x 200 mm (7.9" x 2.9" x 7.9")
w/ Extended Temperature HDD: -20 ~ 45° C & CF: -20 ~ 55° C	w/ Extended Temperature HDD: 0 ~ 45° C & CF: 0 ~ 55° C	w/ Extended Temperature HDD: 0 ~ 45° C & CF: --20 ~ 55° C	0 ~ 50° C (32 ~ 122° F)
WinCE 6.0, XP Embedded, WES7	XP Professional, XP Embedded	XP Embedded, WinCE 6.0	XP Embedded, XP Professional , Windows 7
2-24	2-26	2-28	2-30

\* CRT is extended from DVI-I port by Y-cable

# Embedded Vehicle Boxes



**NEW**



Model		ARK-1388V	ARK-3202V	ARK-VH200
Features		Ultra Compact Intel Core 2 Duo ULV U7500 with Safe Start/Shutdown and Wireless Functions	Mobile Intel Atom N270 Fanless Solution with Dual Display and Multiple I/O	High Performance Intel Atom Fanless Mobile DVR Solution
Processor System	Processor	Intel Celeron 423 1.06GHz / Intel Core 2 Duo U7500 1.06GHz	Intel Atom N270 1.6 GHz	Intel Atom D510 1.66 GHz
	System Chipset	945GME + ICH7-M	945GSE + ICH7-M	ICH8-M
	BIOS	Award 4 MB Flash BIOS	Award 4 MB SPI BIOS	AMI 16 MB SPI BIOS
	System Memory	Up to 2GB DDR2 SDRAM SODIMM	Up to 2 GB DDR2 SDRAM SODIMM	Up to 2 GB DDR2 667 SDRAM SODIMM
Graphics	CRT	Yes	Yes	Yes
	LVDS	36-bit LVDS	36-bit LVDS (Optional)	18-bit LVDS
	DVI	-	Yes (optional)	-
	TV Out	-	-	-
I/O Interface	Audio	Spkr-out (Left and Right), Mic-in	Spkr-out, Mic-in	Line-out, Mic-in
	Ethernet	1 x 10/100 Mbps	2 x 10/100/1000 Mbps	2 x 10/100/1000 Mbps
	Keyboard/Mouse	-	1 x PS/2	-
	USB	4 x USB 2.0	5 x USB 2.0	2 x USB 2.0, 2 x lockable USB2.0
	eSATA	-	-	1 x eSATA
	Serial Port / Parallel Port	1 x RS-232, 3 x RS-232/422/485	2 x RS-232, 3 x RS-232/422/485 (supports auto flow control)	3 x RS-232
	Wireless	On-board GPS receiver	On-board GPS Receiver	On-board GPS Receiver
	Expansion	1 x Mini PCI	2 x Mini PCIe (with one SIM card socket)	2 x Mini PCIe (with one SIM card socket)
Video/Audio Encoder	Video Input	-	-	4CH audio inputs (optional)
	Resolution	-	-	CIF, 2CIF, D1
	Recording FPS	-	-	Up to D1 @ 120/100 FPS (NTSC/PAL)
	Video Compression	-	-	H/W Compression, H.264
	Audio Encoder	-	-	4CH audio inputs (optional)
Storage	Solid State Disk	One Type I/II CompactFlash Card	One Type I/II CompactFlash Card	One Type I/II CompactFlash Card
	HDD	-	-	1 x 2.5" SATA HDD bay
Power Requirements	Input Voltage & Type	DC 9V~32V, AT/ATX, supports PWR ignition, compliant with ISO 7637-2	DC 9V~32V, AT/ATX, supports PWR ignition, compliant with ISO 7637-2	DC 9V~32V, AT/ATX, supports PWR ignition, compliant with ISO 7637-2
Certifications	EMC	CE, FCC, CCC, BSMI	CE, FCC, CCC, BSMI	CE, FCC, CCC, BSMI
	Safety	UL, CCC, BSMI	UL, CCC, BSMI, E-Mark	CCC, BSMI, UL
	In-Vehicle	E-Mark E13	E-Mark E13	E-Mark E13, EN-50155
Dimensions (W x H x D)		189 x 63.76 x 150.6 mm (7.44" x 2.5" x 5.92")	220 x 68 x 200 mm (8.66" x 2.67" x 7.87")	260 x 77 x 134 mm (10.23" x 3.03" x 5.27")
Operating Temperature		w/ Extended Temperature CF & RAM: -20~60° C(ARK-1388V-S0A1E); -20~55° C (ARK-1388V-S1A1E)	w/ Extended Temperature CF: -20~ 60°C	w/ Extended Temperature HDD: 0~45° C& CF: -20~60° C
Software Support		Vista, Windows XPE, XP Professional, Win CE .Net 6.0	XP Professional, XP Embedded	XP Professional, XP Embedded
Page		2-32	2-34	2-36

# Embedded Signage Boxes

- Server-grade IPCs 1
- Embedded IPCs 2
- Pre-configured Systems 3
- Industrial Computer Chassis 4
- Slot SBC & Passive Backplanes 5
- Industrial Motherboards 6
- Industrial Computer Peripherals 7



**NEW**

**NEW**

Model		ARK-DS303	ARK-DS350 (AM3)	ARK-DS520	ARK-DS220
Features		Value Digital Signage Platform	High Performance Graphics Digital Signage Platform	Advanced (ION2 based) Graphics Digital Signage Platform	OPS ION2-based Digital Signage Platform
Processor System	Processor	Intel Atom N270 1.6 GHz	AMD AM3 V66C Dual-core 2.8 GHz AMD Sempron Single-core 2.7 GHz	Intel Atom D525 1.8 GHz, Intel Atom N455 1.66 GHz	Intel Atom D525 1.8 GHz, Intel Atom N455 1.66 GHz
	Chipset	Intel 945GSE + ICH7-M	AMD 780E + SB710	Intel Atom D525/N455 + ICH8M	Intel Atom D525/N455 + ICH8M
	BIOS	Award 4 MB Flash BIOS	AMI 8 MB SPI BIOS	AMI 16 MB Flash BIOS	AMI 16 MB SPI BIOS
	System Memory	1 x 1 GB SODIMM DDR2 533 1 GB (default), up to 2G (1 slots)	1 x 2 GB DDR3 SO-DIMM (default), up to 4 GB (2 slots)	2 x DDR3 204-pin DIMM Default 1 GB, max. up to 2 GB	1 x DDR3 204-pin DIMM Max. up to 4GB
Graphics	Chipset	Intel Graphics Media Accelerator 950	Integrated ATI Radeon HD 3200 graphics	NVIDIA GT218	NVIDIA GT218
	Memory Size	Shared system memory up to 224 MB	Shared system memory up to 512 MB, built in DDR3 128MB side port memory	Independent display memory 512 MB	Independent display memory 512 MB
	Resolution	VGA: up to 2048 x 1536 HDMI: up to 1920 x 1080	VGA: up to 2048 x 1536 @ 85 Hz (4:3) up to 2560 x 1440 @ 75 Hz (16:9) up to 2456 x 1536 @ 60 Hz (4:3) HDMI 1: up to 1920 x 1080 HDMI 2: up to 1280 x 720	VGA: up to 2048 x 1536 @ 60 Hz (4:3) DVI-D: single link up to 1920 x 1080 @ 60 HZ HDMI: up to 1920 x 1080	VGA: up to 2048 x 1536 @ 60 Hz (4:3) HDMI/DP: 1920 x 1080 (via OPS interconnection)
Display Interface		1 x HDMI / 1 x VGA (D-sub 15-pin)	2 x HDMI / 1 x VGA (D-sub 15-pin)	1 x HDMI (w/CEC) / 1 x DVI-D / 2 x VGA (support dual display)	1 x VGA (D-sub 15-pin) / 1 x HDMI / 1 x DP (via OPS interconnection)
I/O Interface	Audio	1 x Mic-in, 1 x Line-out	1 x Mic-in, 1 x Line-in, 1 x Line-out; 1 x S/PDIF	2 audio phone jacks for Line-out, Mic-in (support retasking function)	1 x Mic-in, 1 x Line-out
	Ethernet	1 x RJ-45 (GigaLAN)	2 x RJ-45 (GigaLAN)	2 x RJ-45 (GigaLAN)	1 x RJ-45 (GigaLAN)
	Wireless LAN	via optional WLAN module	via optional WLAN module	via optional WLAN module	via optional WLAN module
	USB	4 x USB 2.0	4 x USB 2.0	4 (USB 2.0 compliant)	2 (USB 2.0 compliant)
	Serial Port	1 x RS-232	1 x RS-232	2 x COM (RS-232)	1 x COM (RS-232)
	Expansion	1 x Mini PCIe (Internal)	1 x Mini PCIe (Internal)	2 x Mini PCIe (Internal)	1 x Mini PCIe (Internal)
	PSW	1 x power on/off button	1 x power on/off button and 2nd power switch interface	1 x power on/off button	1 x power on/off button
Storage System	Solid State Disk	1 x Supports Type I/II CF Card	1 x Supports Type I/II CF Card	1 x Supports Type I/II CF Card	-
	HDD Drive Bay	1 x 2.5" 160 GB HDD	1 x 2.5" 160 GB HDD	1 x 2.5" 160 GB HDD	1 x 2.5" 160 GB HDD
Power Supply	Power Management	ACPI 2.0	ACPI 2.0	ACPI 2.0	ACPI 2.0
	Input Voltage	12V DC-in (ATX/AT mode)	19V DC-in (ATX mode)	12 V DC-in (ATX/AT mode)	12 ~ 19 V DC-in (ATX/AT mode)
	Power Consumption	Average 8W, Maximum 11W	Average 28W, Maximum 49W	Average 18W, Maximum 30W	Average 18W, Maximum 30W
Watchdog	Output	Interrupt, system reset	Interrupt, system reset	Interrupt, system reset	Interrupt, system reset
	Interval	Programmable 1~255 sec/min	Programmable 1~255 sec/min	Programmable 1~255 sec/min	Programmable 1~255 sec/min
Physical Characteristics	Mounting	Desktop/ Wall Mount	Desktop/ Wall Mount	Desktop/ Wall Mount	-
	Dimensions (W x H x D)	185x 118.2 x 43 mm (7.28" x 4.65" x 1.69")	250 x 195 x 60 mm (9.8" x 7.7" x 2.4")	220 x 150 x 44.2 mm (8.7" x 5.9" x 1.7")	200 x 118 x 30 mm (7.87" x 4.65" x 1.18")
	Weight	1.2 kg (2.64 lb)	2.0 kg (4.4 lb)	1.7 kg (3.74 lb)	1.5 kg (3.3 lb)
Operating Environment	Operating Temperature	0 ~ 40° C (32 ~ 104° F), operating	0 ~ 40° C (32 ~ 104° F), operating	0 ~ 40° C (32 ~ 104° F), operating	0 ~ 40° C (32 ~ 104° F), operating
	Relative Humidity	95% @40° C (non-condensing), Operating	95% @40° C (non-condensing), Operating	95% @ 40° C (non-condensing), Operating	95% @ 40° C (non-condensing), Operating
Certifications		UL, CB, CE, FCC, CCC	UL, CB, CE, FCC, CCC	CE, FCC, CCC, BSMI	CE, FCC, CCC, BSMI
Software Support		Windows 7, XP with SP3, XP Embedded, Linux	Windows 7, XP with SP3, XP Embedded, Linux	Windows 7, XP with SP3, XP Embedded, Linux	Windows 7, XP with SP3, XP Embedded, Linux
Ordering Information		ARK-DS303B-S6A1E (Barebone unit) ARK-DS303F-S6A1E (Full system w/ 1G RAM, 160G HDD) ARK-DS303P-S6A1E (ARK-DS303F plus HD decoder to support Full HD up to 1080P)	ARK-DS350-00B1E (Barebone unit) ARK-DS350-U7B1E (w/ AMD Sempron 140E CPU, 2G RAM, 160G HDD) ARK-DS350-U8B1E (w/ AMD V66C CPU, 2G RAM, 160G HDD)	ARK-DS520B-D6A1E, Atom D525 w/ 2G RAM, 160G HDD (Fan-based) ARK-DS520B-N5A1E, Atom N455 w/ 2G RAM, 160G HDD (Fanless) ARK-DS520B-D6A1E, Atom D525 barebone (Fan-based) ARK-DS520B-N5A1E, Atom N455 barebone (Fanless)	ARK-DS220F-D6A1E (ARK-DS220, D525+GT218, 2G RAM, 160G HDD, Fan-based) ARK-DS220F-N5A1E (ARK-DS220, N455+GT218, 2G RAM, 160G HDD, Fanless) ARK-DS220B-D6A1E (ARK-DS220, D525+GT218, Barebone unit) ARK-DS220B-N5A1E (ARK-DS220, N455+GT218, Barebone unit)
Page		2-38	2-40	2-42	2-44

# ARK-1360

## Intel® Atom™ Z510P/ Z530P Embedded IPC with Mini PCIe Expansion Slot



### Features

- Fanless, ultra compact embedded box IPC
- Built-in Intel® Atom™ processor Z510P 1.1 GHz/ Z530P 1.6 GHz
- Ultra low power Consumption solution
- One Mini PCIe socket expansion for wireless application
- 1 x 10/100/1000 Mbps Ethernet Ports, 4 x USB 2.0, 2 x COM
- Ultra compact size, VESA mounted, robust construction with fanless operation
- IP40 Rated

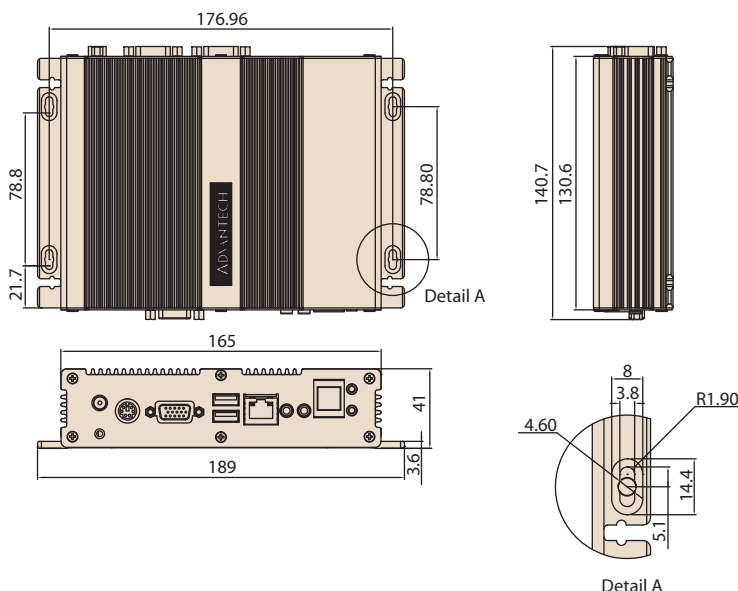


### Specifications

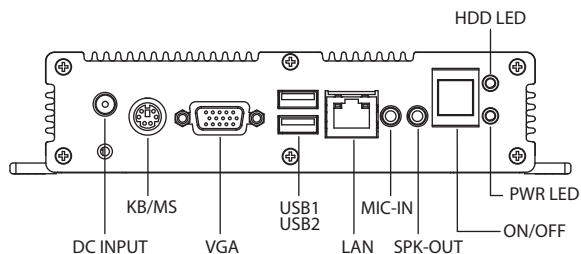
Processor System	CPU	Intel Atom processor Z510P 1.1 GHz/ Z530P 1.6 GHz
	Max. Speed	1.1 GHz/1.6 GHz
	Front Side Bus	400/533 MHz FSB
	System Chipset	Intel System Controller Hub US15WP
	BIOS	Award 8 MB Flash BIOS
Memory	Technology	DDR2 400/533 MHz
	Max. Capacity	2 GB
	Socket	1 x 200-pin SODIMM
Graphics	Chipset	Intel System Controller Hub US15WP
	Interfaces	CRT Interfaces Single 18/24-bit LVDS Interfaces (optional)
Ethernet	LAN	10/100/1000 Mbps Ethernet controller
	Interfaces	Line-out, Mic-in
I/O Interfaces	Serial Ports	2 x RS-232
	USB Interfaces	4 x USB ports, USB 2.0 compliant
	Keyboard/Mouse	1 x PS/2 port, Supports PS/2 Mouse and Keyboard
Other	Watchdog timer	255-level timer interval, setup by software
Expansion	Mini PCIe	1 x Mini PCIe
Storage	HDD	N/A
	SSD	Supports CompactFlash socket for type I/II CompactFlash disk
Software Support	Microsoft Windows	XP Professional, XP Embedded, CE 6.0
Power Requirements	Power Type	ATX
	Power Input Voltage	12 V <sub>DC</sub> ~ 24 V <sub>DC</sub>
	Minimum Power Input	12 V @ 1.5 A --- 24 V @ 0.75 A
	Power Adaptor	AC to DC, DC12 V/3 A, 36 W
Power Consumption	Typical	8W
	Max	11W
Mechanical	Construction	Aluminum housing
	Mounting	DIN-rail mounting; Desk/wall-mounting; VESA mounting
	Dimensions (W x H x D)	189 x 41 x 130.6 mm (7.44" x 1.61" x 5.14")
	Weight	1.15 kg (2.53 lb)
Environment	Operating Temperature	0 ~ 55° C (32 ~ 131° F)
	Storage Temperature	-40 ~ 85° C (-40 ~ 185° F)
	Relative Humidity	95% @ 40° C (non-condensing)
	Vibration During Operation	With CompactFlash disk: 5 Grms, IEC 60068-2-64, random, 5 ~ 500 Hz, 1 Oct./min, 1hr/axis
	Shock During Operation	With CompactFlash disk: 50 Grms, IEC 60068-2-27, half sine, 11 ms duration
	EMC	CE/FCC Class A, CCC
Safety Certifications	UL, CCC	

## Dimensions

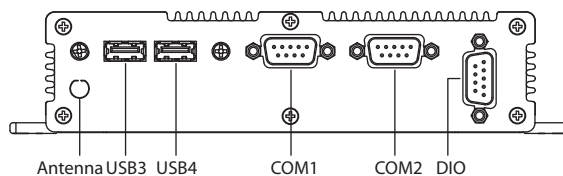
Unit: mm (inch)



### Front Panel External I/O Mechanical Layout/Drawing



### Rear Panel External I/O Mechanical Layout/Drawing



## Packing List

Part Number	Description
-	1 x ARK-1360 unit
-	1 x Driver/Utility CD/Manual
-	1 x Traditional Chinese user manual for CCC
-	1 x China RoHS

## Ordering Information

Part Number	Description
ARK-1360F-S1A1E	Intel Atom Z510 1.1 GHz w/ Mini PCIe, 8-bit DIO
ARK-1360F-S6A1E	Intel Atom Z530 1.6 GHz w/ Mini PCIe, 8-bit DIO

## Optional Items

Part Number	Description
1757003553	AC-to-DC Adapter DC12 V/3 A 36 W, with DC-Jack, 0 ~ 40° C for Home and Office Use
1700001524	Power Cable 3-pin 180 cm, USA type
170203183C	Power Cable 3-pin 180 cm, Europe Type
170203180A	Power Cable 3-pin 180 cm, UK Type
1700008921	Power Cable 3-pin PSE Mark 180cm
9666K10000E	DIN-rail Mounting Kit
1960025333N00N	VESA Mounting plate
1700060202	PS2 Keyboard/Mouse Cable

## Embedded OS

Part Number	Description
2070009506	ARK-1360 XPE , English, Chinese-Traditional, Chinese-Simplified, Japanese
2070009505	ARK-1360 XPE , English, French, German, Italian, Spanish

# ARK-1503

## Intel® Atom™ D525/D425 Fanless Embedded IPC Integrated Display Interface

**NEW**



### Features

- Extremely compact, sealed construction with fanless operation, supports Intel® Atom® D525/D425 up to 1.8 GHz
- Supports integrated LVDS interface, with LVDS / 2\*USB / Rx / Tx signal (compliant with ITM-5115)
- Supports 2 Giga LAN and 4 USB 2.0 ports
- Supports 1 x RS-232, 1 x RS-232/422/485 with Auto-flow control
- Built-in 1 x Mini PCIe expansion slot for communication module, like WLAN
- Supports external CF socket
- Supports 2.5" SATA HDD and easy to maintain
- DC 12V power input
- IP40



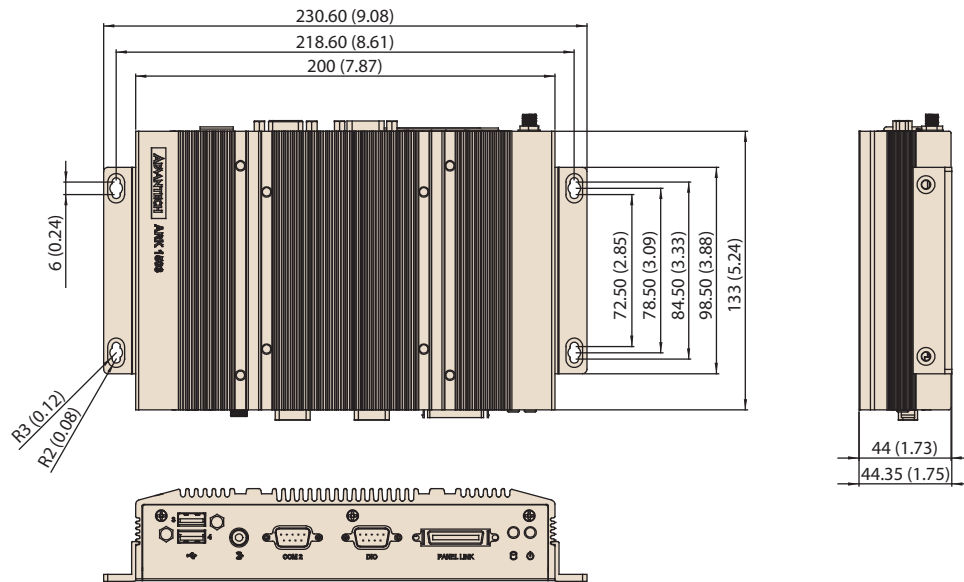
### Specifications

		ARK-1503F-D6A1E/ARK-1503F-D4A1E	ARK-1503P-D6A1E
Processor System	CPU	Intel Atom D525/D425	
	Max. Speed	1.8 GHz	
	System Chipset	ICH8M	
	BIOS	AMI 16 MB SPI BIOS	
Memory	Technology	Single channel DDR3 1066/1333 MHz	
	Max. Capacity	D525: Up to 4G SODIMM; D425: Up to 2G SODIMM	
	Socket	1 x 204-pin SODIMM	
Graphics	Chipset	Intel Gen 3.5 DX9, MPEG2 Decode in HW	
	VRAM	Optimized Shared Memory Architecture up to 224 MB system memory	
	Interface	VGA: Supports up to 2048 x 1536 @ 60 Hz LVDS: Single channel 24-bit LVDS up to WXGA 1366 x 768	
	Dual Display	VGA + LVDS	
Ethernet	LAN1	10/100/1000 Mbps Intel 82567V Giga Ethernet Controller, support Wake On LAN	
	LAN2	10/100/1000 Mbps Intel 82583V Giga Ethernet Controller, support Wake On LAN	
Audio	Interfaces	Line-out	-
IO Interface	Serial Ports	1 x RS-232, 1 x RS-232/422/485 port, support Auto-flow control	1 x RS-232
	USB Interface	4 x USB ports, USB 2.0 Compliant	2 x USB ports, USB 2.0 Compliant
	Digital I/O	8-bit programmable DIO	-
	Watchdog timer	255-level timer interval, setup by software	-
	Integrated LVDS Interface	DB36 with LVDS, 2 x USB, Rx/Tx and backlight control	Golden Finger Display Interface
Storage	HDD	Supports one drive bays space for SATA 2.5" HDD (support 9.5 mm height only)	
	SSD	Supports one external CompactFlash socket for type I/II CompactFlash disk	
Expansion	Mini PCIe	1 x Mini PCIe	
Software Support	Microsoft Windows	Windows 7, XP Professional, XP Embedded	
Power Requirement	Power Type	AT/ATX	
	Power Input Voltage	12 V <sub>DC</sub>	
	Minimum Power Input	DC 12V @ 3A (without supplying power to panel)	
	Power Adapter	AC-to-DC, 60W DC12V/5A	
Power Consumption	Typical	12 W (without supplying power to panel)	
	Max.	17 W (without supplying power to panel)	
Mechanical	Construction	Aluminum housing	
	Mounting	Desk/wall-mounting	
	Dimensions (W x H x D)	230.6 x 133.0 x 44.4 mm (9.08" x 5.24" x 1.75")	
	Weight	1.9 kg (4.18 lbs)	
Environment	Operating Temperature	With extend temperature peripherals : -20 ~ 60° C, w/ industrial HDD: 0-45° C	
	Storage Temperature	- 40 ~ 85° C ( -40 ~ 185° F)	
	Relative Humidity	95% @ 40° C (non-condensing)	
	Vibration Loading During Operation	With Compact Flash / 2.5" SATA SSD only: 5 Grms, IEC 60068-2-64, random, 5 ~ 500 Hz, 1 Oct./min, 1 hr/axis	
	Shock During Operation	With Compact Flash / 2.5" SATA SSD only: 50 G, IEC 60068-2-27, half sine, 11 ms duration	
	EMC	CE/FCC Class A, BSMI, CCC, KCC	
Safety Certifications	UL, CCC, BSMI, KCC		

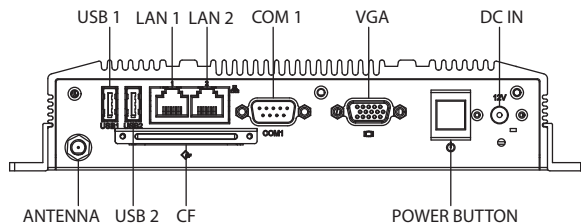


## Dimensions

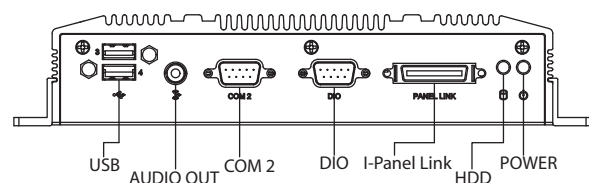
Unit: mm (inch)



### Front Panel External I/O Mechanical Layout/Drawing



### Rear Panel External I/O Mechanical Layout/Drawing



## Packing List

Part Number	Description
-	1 x ARK-1503 Unit
-	1 x Driver/Utility CD/Manual
-	1 x Power bracket

## Ordering Information

Part Number	Description
ARK-1503F-D6A1E	Intel Atom D525 1.8 GHz, with DB36 LVDS interface
ARK-1503F-D4A1E	Intel Atom D425 1.8 GHz, with DB36 LVDS interface
ARK-1503P-D6A1E	Intel Atom D525 1.8 GHz, with golden finger interface for ITM-5115R-PA1E

## Optional Items

Part Number	Description
1757003062	AC-to-DC Adapter, DC 12V/5A 60W, with DC Jack Plug, 0 ~ 40° C for Home and Office Use
1702002600	Power cable 3-pin 180 cm, USA type
1702002605	Power cable 3-pin 180 cm, Europe type
1702031801	Power cable 3-pin 180 cm, UK type
1700000237	Power Cable 3-pin PSE Mark 180cm
WIFI-105E	802.11 b/g/n Mini-PCIe WLAN card
1700001943	Cable SMA/I-PEX 23CM for WLAN module
1750003222	802.11 b/g 5dBi Dipole Antenna for WLAN module
ITM-5115R-LA1E	15" XGA LED Industrial Monitor with I-Panel Link (Compliant with ARK-1503F)
ITM-5115R-PA1E	15" XGA LED Ind. T/S Monitor with golden finger (Compliant with ARK-1503P)

## Embedded OS

Part Number	Description
2070010408	Image XPE WES2009 ARK-1503 V4.0 ENG
2070010409	Image XPE WES2009 ARK-1503 V4.0 24MUI
2070010410	Image WES7E ARK-1503 V5.0 ENG

# ARK-3202

## Mobile Intel® Atom™ N270 Fanless Solution with Dual Display and Multiple I/O



### Features

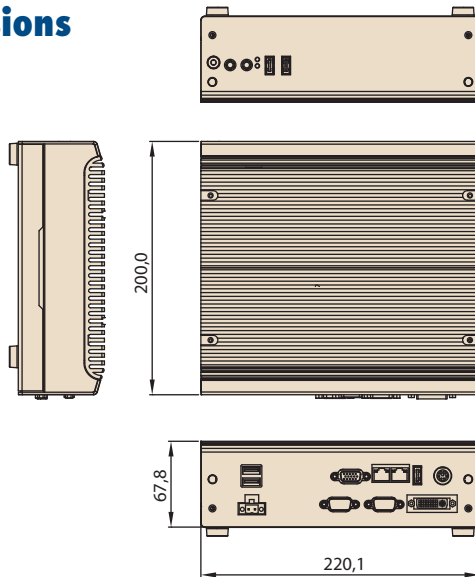
- Intel® Atom N270 Processor at 1.6 GHz
- Dual display and support for wide screen with high resolution
- Supports 2 GbE, 5 USB 2.0 and max to 5 COMs ports
- Supports two MiniPCIe expansion slots and one SIM socket (ARK-3202F only)
- IP40




### Specifications

		ARK-3202L-S6A1E	ARK-3202F-S6A1E
Processor System	CPU	Intel Atom N270	
	Max. speed	1.6 GHz	
	System Chipset	Intel 945GSE + ICH7-M Chipset	
	Front Side Bus	400/533MHz	
	BIOS	Award 4 MB SPI BIOS	
Memory	Technology	DDR2 400/533 MHz (945GSE)	
	Max. Capacity	2 GB	
	Socket	1 x 200-pin SODIMM	
Graphics	Chipset	Integrated graphics built in Intel 945GSE	
	Interface	CRT Interface	
		DVI Interface, compliant with DVI 1.0	DVI (Optional)
	36-bit LVDS interface(Optional)		
Ethernet	LAN 1	10/100/1000 Mbps Ethernet controller, support Wake On LAN	
	LAN 2	10/100/1000 Mbps Ethernet controller, support Wake On LAN	
Audio	Amplifier	2.2W amplifier	
	Interface	Spkr-out, Mic-in	
IO interface	Serial Interface	2 x RS-232 port	2 x RS-232 & 3 x RS-232/422/485 w/ Auto Flow Control
	USB Interface	5 x USB ports, Compliant with USB 2.0	
Other	Digital I/O	-	8-bit DIO
	Watchdog timer	255-level timer interval, setup by software	
Expansion	Mini PCIe	-	2 x Mini PCIe
Storage	HDD	1 x SATA 2.5" HDD (support 9.5mm height only)	1x SATA 2.5" HDD (support 9.5 mm height only)
	SSD	Supports CompactFlash socket for type I/II CompactFlash disk	
Software Support	Microsoft Windows	Vista, XP Professional, XP Embedded	
	Linux	Fedora 9.0	
Power Requirement	Power Type	AT/ATX	
	Power Input Voltage	12 V <sub>DC</sub> ~ 24 V <sub>DC</sub>	
	Minimum Power Input	12V-24V, 3.0A-1.5A	
	Power Adapter	AC to DC, DC19V/3.42A, 65W (Optional)	
Power Consumption	Typical	Typical 13.3W (CPU is Intel Atom N270 1.6 GHz and w/o expansion)	
	Max.	Max. 17.1W (CPU is Intel Atom N270 1.6 GHz and w/o expansion)	
Mechanical	Construction	Aluminum housing	
	Mounting	Desk/wall-mounting	
	Dimensions (W x H x D)	220 mm x 68 mm x 200 mm (8.66" x 2.67" x 7.87")	
	Weight	3 kg (6.6 lb)	
Environment	Operating Temperature	With Industrial Grade CompactFlash disk: -20 ~ 60° C (-4 ~ 140° F) With 2.5-inch extended temperature hard disk 0 to 45° C (32 ~ 112° F), with air flow	
	Storage Temperature	-40 ~ 85° C (-40 ~ 185° F)	
	Relative Humidity	95% @ 40° C (non-condensing)	
	Vibration Loading During Operation	With CompactFlash disk: 5 Grms, IEC 60068-2-64, random, 5 ~ 500 Hz, 1 Oct./min, 1 hr/axis. With 2.5-inch hard disk: 1 Grms, IEC 60068-2-64, random, 5 ~ 500 Hz, 1 Oct./min, 1 hr/axis.	
	Shock During Operation	With CompactFlash disk: 50 G, IEC 60068-2-27, half sine, 11 ms duration With hard disk: 20 G, IEC 60068-2-27, half sine, 11 ms duration	
	EMC	CE/FCC Class A, CCC, BSMI	
	Safety Certifications	UL, CCC, BSMI	

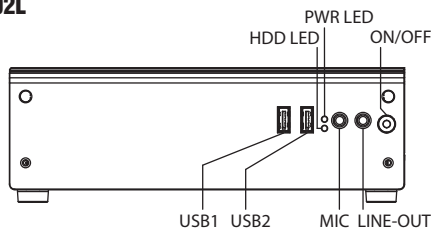
## Dimensions



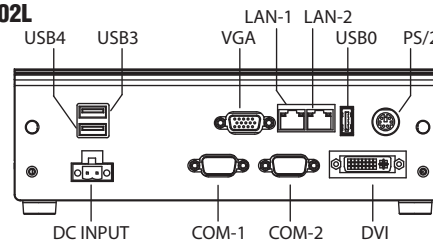
Unit: mm (inch)



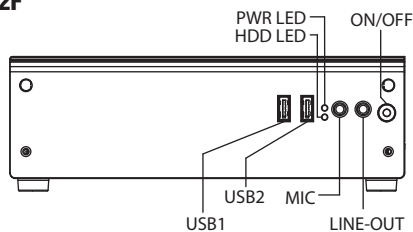
### Front Panel External I/O Mechanical Layout/Drawing ARK-3202L



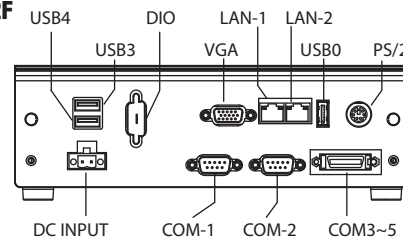
### Rear Panel External I/O Mechanical Layout/Drawing ARK-3202L



### Front Panel External I/O Mechanical Layout/Drawing ARK-3202F



### Rear Panel External I/O Mechanical Layout/Drawing ARK-3202F



## Packing List

Part Number	Description
-	1 x ARK-3202 Unit
-	1 x Driver/Utility CD/Manual
-	1 x User Manual (Simplified Chinese)
1960014487T00C	2 x Desk/Wall mount plate
1700009001	1 x 2-pin Phoenix DC power connector

## Optional Items

Part Number	Description
1757003659	AC-to-DC Adapter, DC19 V/3.42A 65W, with Phoenix Power Plug, 0 ~ 40° C for Home and Office Use
1700001947	Power cable 2-pin 180 cm, USA for ARK-338X
1700001948	Power cable 2-pin 180 cm, Europe for ARK-338X
1700001949	Power cable 2-pin 180 cm, UK for ARK-338X
1700009398	LVDS power cable for ARK-3202L
1700018308	M Cable SCSI 26P(M)/D-SUB 9P(M)X3 COM, 10CM

## Ordering Information

Part Number	Description
ARK-3202F-S6A1E	Intel Atom N270 1.6 GHz Compact Embedded Box IPC, w/ 2 x GbE, 5 x USB 2.0, 5 x COM, 2 x Mini PCIe, VGA, Audio
ARK-3202L-S6A1E	Intel Atom N270 1.6 GHz Compact Embedded Box IPC, w/ 2 x GbE, 5 x USB 2.0, 2 x COM, VGA, DVI, Audio

## Embedded OS

Part Number	Description
2070009503	WES 2009 ENG/FR/GE/IT/SP
2070009504	WES 2009 ENG/CHT/CHS/JPN
2070010050	Win CE 6.0 Pro

# ARK-3360F

## Intel® Atom™ N450/D510 High Value Automation Control Box with 3 GigaLAN and Isolated COM Ports



### Features

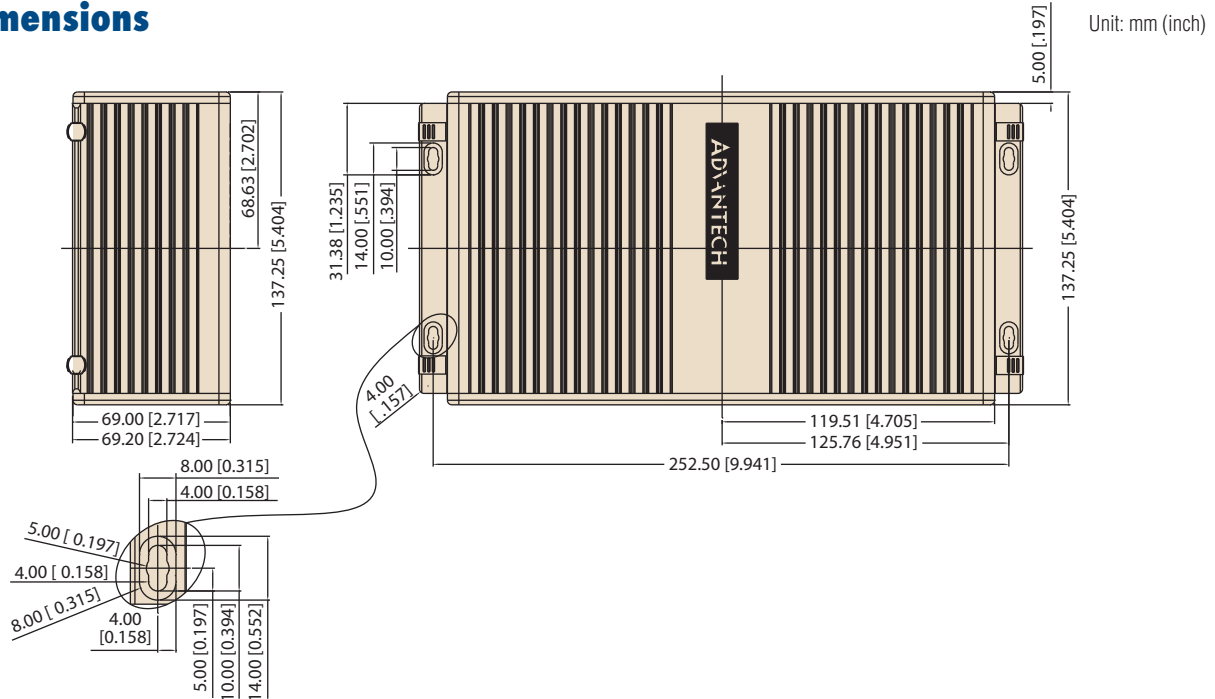
- Fanless, Intel® Atom™ N450/D510 1.66 GHz Compact Box IPC
- Mini PCIe and Mini PCI expansion for communication module, i.e. HSDPA, WLAN
- Supports 12 ~ 24 V wide range DC input
- Supports up to 3 x GbE, 6 x USB 2.0 and 6 x COMs ports
- Serial ports support RS-485 auto flow control and isolation (up to 7.5Kv)
- Easy integration, easy maintenance, and wide input voltage range
- IP40



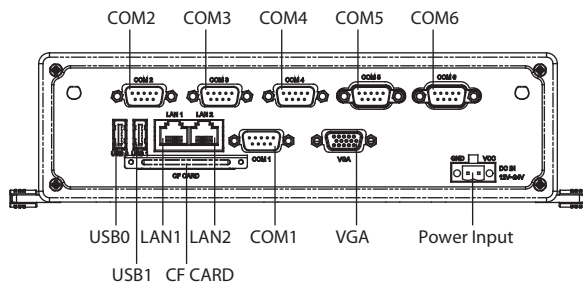
### Specifications

		ARK-3360F-N4A1E/ARK-3360F-D5A1E
Processor System	CPU	Intel Atom N450/D510
	Max. speed	1.66 GHz
	System Chipset	ICH8-M Chipset
	Front Side Bus	667 MHz
	BIOS	AMI 16 MB SPI BIOS
Memory	Technology	DDR2 667 MHz
	Max. Capacity	2 GB
	Socket	1 x 200-pin SODIMM
Graphics	Chipset	Intel 3.5 Gen Integrated Graphic Engine
	Interface	CRT Interface 18-bit LVDS interface (Optional)
Ethernet	LAN 1	10/100/1000 Mbps Ethernet controller, support Wake On LAN
	LAN 2	10/100/1000 Mbps Ethernet controller, support Wake On LAN
	LAN 3	10/100/1000 Mbps Ethernet controller, support Wake On LAN
Audio	Amplifier	-
	Interface	Line-in, Line-out, Mic-in
IO interface	Serial Interface	1 x RS-232, 3 x RS-232/422/485, 2 x RS-422/485 with 7.5Kv isolation protection & auto flow control
	USB Interface	6 x USB ports, Compliant with USB 2.0
Other	Digital I/O	8-bit DIO
	GPS	-
	Thermal alarm	-
	Watchdog timer	255-level timer interval, setup by software
Expansion	Mini PCI	1 x Mini PCI
	Mini PCIe	1 x Mini PCIe
Storage	HDD	Supports drive bay space for 1 x SATA 2.5" HDD (support 9.5 mm height only)
	SSD	Supports CompactFlash socket for type I/II CompactFlash disk
Software Support	Microsoft Windows	XP Professional, XP Embedded, Windows 7, WinCE 6.0
	Linux	Fedora 9.0
Power Requirement	Power Type	AT/ATX
	Power Input Voltage	12 V <sub>DC</sub> ~ 24 V <sub>DC</sub>
	Minimum Power Input	12V-24 V, 3.0A-1.5A
	Power Adapter	AC to DC, DC19 V/3.42 A, 65 W(Optional)
Power Consumption	Typical	12 W
	Max.	16 W
Mechanical	Construction	Aluminum housing
	Mounting	DIN-rail mounting, Desk/wall-mounting
	Dimensions (W x H x D)	264.5 mm x 69.2 mm x 137.25 mm (10.41" x 2.72" x 5.4")
	Weight	2 kg (4.4 lb)
Environment	Operating Temperature	With extend temperature peripherals: -20 ~ 60° C (32 ~ 140° F) With 2.5-inch hard disk 0 to 45° C (32 ~ 112° F) , with air flow
	Storage Temperature	-40 ~ 85° C (-40 ~ 185° F)
	Relative Humidity	95% @ 40° C (non-condensing)
	Vibration Loading During Operation	With CompactFlash disk: 5 Grms, IEC 60068-2-64, random, 5 ~ 500 Hz, 1 Oct./min, 1 hr/axis. With 2.5-inch hard disk: 1 Grms, IEC 60068-2-64, random, 5 ~ 500 Hz, 1 Oct./min, 1 hr/axis.
	Shock During Operation	With CompactFlash disk: 50 G, IEC 60068-2-27, half sine, 11 ms duration With hard disk: 20 G, IEC 60068-2-27, half sine, 11 ms duration
	EMC	CE/FCC Class A, CCC, BSMI, KC
	Safety Certifications	UL, CCC, BSMI, KC

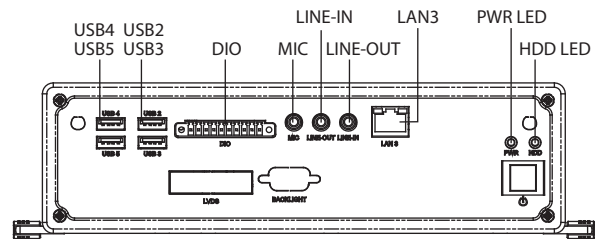
## Dimensions



### Front Panel External I/O Mechanical Layout/Drawing



### Rear Panel External I/O Mechanical Layout/Drawing



## Packing List

Part Number	Description
-	1 x ARK-3360 Unit
-	1 x Driver/Utility CD/Manual
-	1 x User Manual (Simplified Chinese)
1700009001	1 x 2-pin Phoenix DC power connector

## Optional Items

Part Number	Description
1757003659	AC-to-DC Adapter, DC19 V/3.42 A 65 W, with Phoenix Power Plug, 0 ~ 40° C for Home and Office Use
1700001947	Power cable 2-pin 180 cm, USA type
1700001948	Power cable 2-pin 180 cm, Europe type
1700001949	Power cable 2-pin 180 cm, UK type

## Ordering Information

Part Number	Description
ARK-3360F-N4A1E	Intel Atom N450 1.66 GHz Compact Box IPC, w/ 3 x GbE, 6 x USB 2.0, 6 x COM, 1x Mini PCIe, 1 x Mini PCI, VGA, DIO, Audio
ARK-3360F-D5A1E	Intel Atom D510 1.66 GHz Compact Box IPC, w/ 3 x GbE, 6 x USB 2.0, 6 x COM, 1x Mini PCIe, 1 x Mini PCI, VGA, DIO, Audio

## Embedded OS

Part Number	Description
2070009030	XPE WES2009 V4.0 ENG
2070009031	XPE WES2009 V4.0 MUI24
2070009835	WES7E V5.0 ENG

# ARK-3360L

## Intel® Atom™ N450/D510 High Value Embedded Control Box with Multiple I/O



### Features

- Fanless, Intel® Atom™ N450/D510 1.66 GHz compact embedded IPC
- Mini PCIe expansion for communication module, i.e. HSDPA, WLAN
- Dual display and supports for wide screen with high resolution
- Supports up to 2 x GbE, 6 x USB 2.0 and 4 x COMs ports
- Serial port support RS-485 auto flow control
- Easy integration, easy maintenance
- IP40

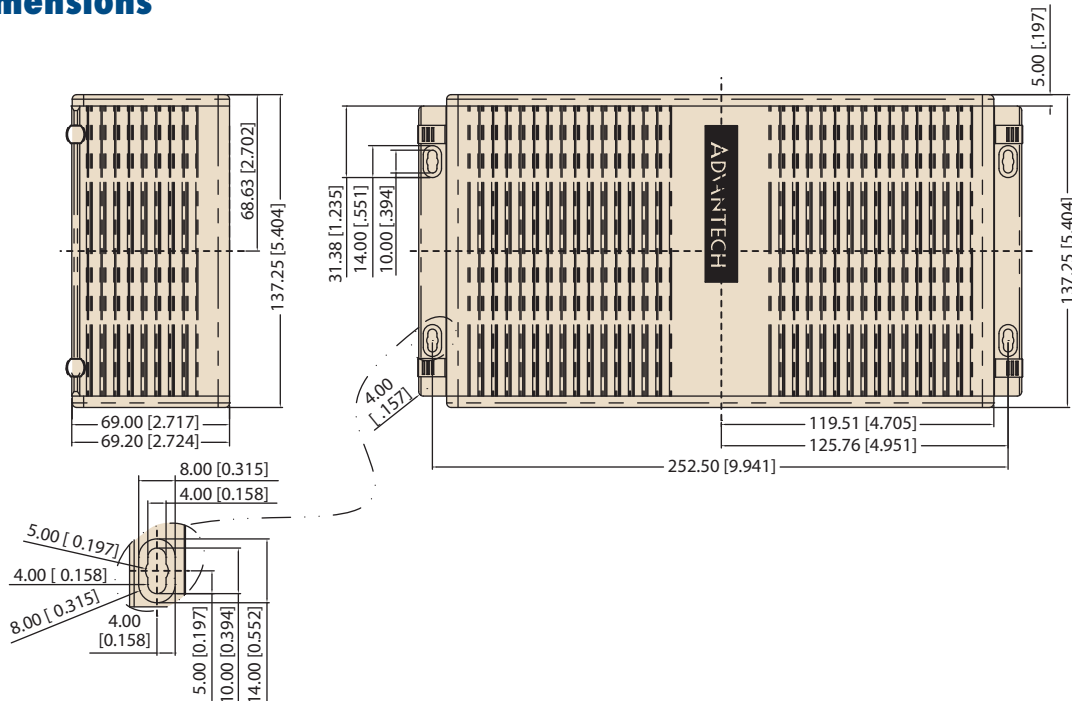


### Specifications

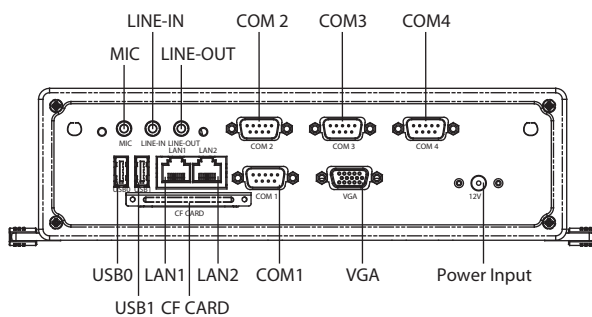
		ARK-3360L-N4A1E/ARK-3360L-D5A1E
Processor System	CPU	Intel Atom N450/D510
	Max. speed	1.66 GHz
	System Chipset	ICH8-M
	Front Side Bus	667 MHz
	BIOS	AMI 16 MB SPI BIOS
Memory	Technology	DDR2 667 MHz
	Max. Capacity	2 GB
	Socket	1 x 200-pin SODIMM
Graphics	Chipset	Intel 3.5 Gen Integrated Graphic Engine
	Interface	CRT Interface 18-bit LVDS interface (Optional)
Ethernet	LAN 1	10/100/1000 Mbps Ethernet controller, support Wake On LAN
	LAN 2	10/100/1000 Mbps Ethernet controller, support Wake On LAN
	LAN 3	-
Audio	Amplifier	-
	Interface	Line-in, Line-out, Mic-in
IO interface	Serial Interface	3 x RS-232 port, 1 x RS-232/422/485 port w/Auto flow control
	USB Interface	6 x USB ports, Compliant with USB 2.0
Other	Digital I/O	8-bit DIO
	GPS	-
	Thermal alarm	-
	Watchdog timer	255-level timer interval, setup by software
Expansion	Mini PCI	-
	Mini PCIe	1 x Mini PCIe
Storage	HDD	Supports drive bay space for 1 x SATA 2.5" HDD (support 9.5 mm height only)
	SSD	Supports CompactFlash socket for type I/II CompactFlash disk
Software Support	Microsoft Windows	XP Professional, XP Embedded, Windows 7, WinCE 6.0
	Linux	Fedora 9.0
Power Requirement	Power Type	AT/ATX
	Power Input Voltage	12 V
	Minimum Power Input	12 V, 1.12 A
	Power Adapter	AC to DC, DC 12 V/3.0 A, 36 W (Optional)
Power Consumption	Typical	11 W
	Max.	15 W
Mechanical	Construction	Aluminum housing
	Mounting	DIN-rail mounting, Desk/wall-mounting
	Dimensions (W x H x D)	264.5 mm x 69.2 mm x 137.25 mm (10.41" x 2.72" x 5.4")
	Weight	2 kg (4.4 lb)
Environment	Operating Temperature	With extend temperature peripherals: -20 ~ 60° C (-4 ~ 140°F) With 2.5-inch hard disk 0 to 45° C (32 ~ 112° F) , with air flow
	Storage Temperature	-40 ~ 85° C (-40 ~ 185°F)
	Relative Humidity	95% @ 40° C (non-condensing)
	Vibration Loading During Operation	With CompactFlash disk: 5 Grms, IEC 60068-2-64, random, 5 ~ 500 Hz, 1 Oct./min, 1 hr/axis. With 2.5-inch hard disk: 1 Grms, IEC 60068-2-64, random, 5 ~ 500 Hz, 1 Oct./min, 1 hr/axis.
	Shock During Operation	With CompactFlash disk: 50 G, IEC 60068-2-27, half sine, 11 ms duration With hard disk: 20 G, IEC 60068-2-27, half sine, 11 ms duration
	EMC	CE/FCC Class A, CCC, BSMI, KC
	Safety Certifications	UL, CCC, BSMI, KC

## Dimensions

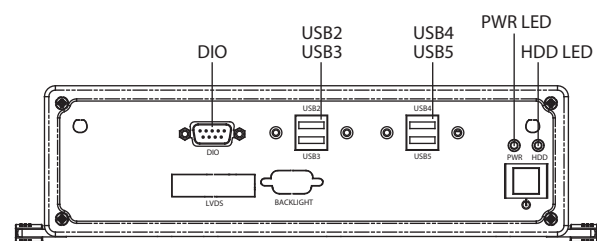
Unit: mm (inch)



### Front Panel External I/O Mechanical Layout/Drawing



### Rear Panel External I/O Mechanical Layout/Drawing



## Packing List

Part Number	Description
-	1 x ARK-3360 Unit
-	1 x Driver/Utility CD/Manual
-	1 x User Manual (Simplified Chinese)

## Ordering Information

Part Number	Description
ARK-3360L-N4A1E	Intel Atom N450 1.66 GHz Compact Box IPC, w/ 2 x GbE, 6 x USB 2.0, 4 x COM, 1x Mini PCIe, VGA, DIO, Audio
ARK-3360L-D5A1E	Intel Atom D510 1.66 GHz Compact Box IPC, w/ 2 x GbE, 6 x USB 2.0, 4 x COM, 1x Mini PCIe, VGA, DIO, Audio

## Optional Items

Part Number	Description
1757003553	Adapter AC 90-264V 36W/12V FSP036-RAB for ARK-3360L
1700008921	Power Cord 3P Power Supply 180 cm PSE
170203180A	Power cable 3P 183 cm UK type
170203183C	Power Cable 3P 183 cm Europe
1700001524	Power Cable 3P 180 cm, USA type

## Embedded OS

Part Number	Description
2070009030	XPE WES2009 V4.0 ENG
2070009031	XPE WES2009 V4.0 MUI24
2070009835	WES7E V5.0 ENG

# ARK-3390

## Intel® Core™ 2 Duo Automation Control System with Two Isolated COM Ports and GPIO



### Features

- Fanless, Intel® Core™2 Duo Compact Embedded Box IPC
- Supports 9 ~ 34 V wide range DC Power Inputs
- 3 x RS-232/422/485 with auto flow control and 2 x RS-422/485 with isolation
- 5 x USB 2.0 and 1 x internal USB port for GPS/GPRS/3G dongle
- 2 x 10/100/1000 Mbps Ethernet ports
- One Mini-PCI expansion slot
- 8-bit DIO for event/alarm control
- Both CRT and DVI-D Dual Independent Display
- IP40 Rating



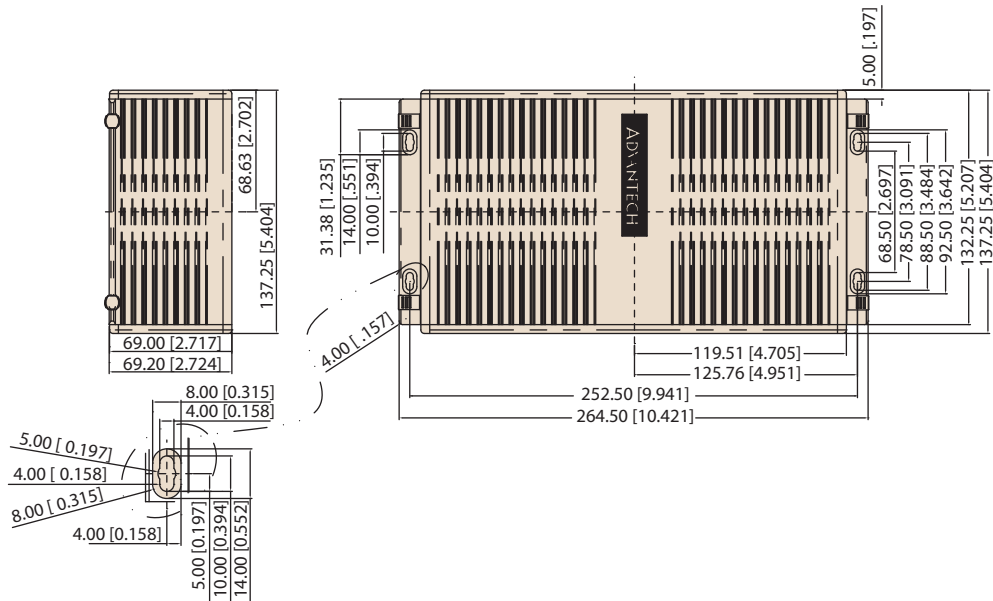
### Specifications

Processor System	CPU	Intel Core Duo LV	Intel Core 2 Duo ULV
	Max. Speed	L2400 (1.66 GHz)	U7500 (1.06 GHz)
	Front Side Bus	667 MHz	533 MHz
	System Chipset	945GME + ICH7-M Chipset	
	BIOS	Award 4 MB Flash BIOS	
Memory	Technology	DDR2 533/667 MHz (945GME)	
	Max. Capacity	2 GB	
	Socket	1 x 200-pin SODIMM	
Graphics	Chipset	Integrated graphics built in to Intel 945GM, Intel 3.5 Generation Integrated Graphics Engine	
	Interfaces	CRT Interfaces	
		DVI-D Interfaces 48-bit LVDS Interfaces (Optional)	
Ethernet	LAN1	10/100/1000 Mbps Ethernet controller, supports Wake On LAN	
	LAN2	10/100/1000 Mbps Ethernet controller, supports Wake On LAN	
Audio	Interfaces	Line-out, Mic-in, Line-in	
I/O Interfaces	Serial Interfaces	1 x RS-232 port	
		3 x RS-232/422/485 ports with auto flow Control 2 x RS-422/485 with Isolation 7.5kV	
	USB Interfaces	5 x USB ports, USB 2.0 compliant	
	Keyboard/Mouse	1 x PS/2 port, Supports PS/2 Mouse and Keyboard	
Other	Digital I/O	8-bit	
	Watchdog Timer	255 level timer interval, setup by software	
Expansion	Mini PCI	1 x Mini PCI	
Storage	HDD	Supports one drive bay space for SATA 2.5" HDD (support 9.5 mm height only)	
	SSD	Supports one CompactFlash socket for type I/II CompactFlash disk	
Software Support	Microsoft Windows	Vista, XP Professional, XP Embedded	
Power Requirements	Power Type	AT/ATX	
	Power Input Voltage	9 V <sub>DC</sub> ~ 34 V <sub>DC</sub>	
	Minimum Power Input	9 V @ 5.5 A --- 34 V @ 1.5 A	
	Power Adapter	AC to DC, DC19 V/3.42 A, 65 W	
Power Consumption	Typical	28 W (Intel Core Duo L2400 1.66 GHz)	
	Max.	32 W (Intel Core Duo L2400 1.66 GHz)	
Mechanical	Construction	Aluminum housing	
	Mounting	DIN-rail mounting, Desk/wall-mounting	
	Dimensions (W x H x D)	264.5 x 69.2 x 137.25 mm (10.41" x 2.72" x 5.4")	
	Weight	2 kg (4.4 lb)	
Environment	Operating Temperature	With extend temperature peripherals: 0 ~ 55° C (32 ~ 130° F) With 2.5-inch extended temperature hard disk 0 ~ 45° C (32 ~ 112° F)	
	Storage Temperature	-40 ~ 85° C (-40 ~ 185° F)	
	Relative Humidity	95% @ 40° C (non-condensing)	
	Vibration During Operation	With CompactFlash disk: 5 Grms, IEC 60068-2-64, random, 5 ~ 500 Hz, 1 Oct./min, 1 hr/axis With 2.5-inch hard disk: 1 Grms, IEC 60068-2-64, random, 5 ~ 500 Hz, 1 Oct./min, 1 hr/axis	
	Shock During Operation	With CompactFlash disk: 50 G, IEC 60068-2-27, half sine, 11 ms duration With hard disk: 20 G, IEC 60068-2-27, half sine, 11 ms duration	
	EMC	CE/FCC Class A, CCC, BSMI	
	Safety Certifications	UL, CCC, BSMI	

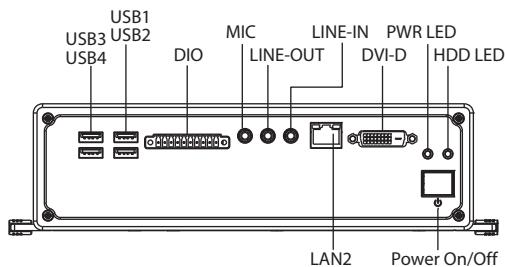


## Dimensions

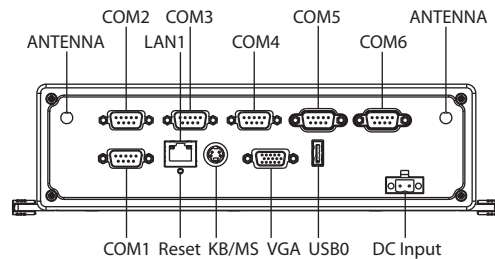
Unit: mm (inch)



### Front Panel External I/O Mechanical Layout/Drawing



### Rear Panel External I/O Mechanical Layout/Drawing



## Packing List

Part Number	Description
-	1 x ARK-3390 Unit
-	1 x Driver/Utility CD/Manual
-	China RoHS
1700060202	1 x PS2 Keyboard/Mouse Cable
1700009001	1 x 2-pin Phoenix to DC-Jack power Cable

## Ordering Information

Part Number	Description
ARK-3390-1S1A1E	Intel Core Duo L2400 1.66 GHz, Compact Embedded Box IPC
ARK-3390-1S6A1E	Intel Core 2 Duo U7500 1.06 GHz, Compact Embedded Box IPC

## Optional Items

Part Number	Description
1757003659	AC-to-DC Adapter, DC19 V/3.42 A 65 W, with Phoenix Power Plug, 0 ~ 40° C for Home and Office Use
1700001947	Power Cable 2-pin 180 cm, USA for ARK-338X
1700001948	Power Cable 2-pin 180 cm, Europe for ARK-338X
1700001949	Power Cable 2-pin 180 cm, UK for ARK-338X
1960025333NOON	Bracket VESA mounting for ARK-1000, 3000, 4000 Ni
1750003222	802.11b/g 5dBi Dipole Antenna
1700001854	A Wi-Fi internal wire SMA/I-PEX 11CM

## Embedded OS

Part Number	Description
2070004489	XPE FP2007 ARK-3399 V3.01 ENG_CHT_CHS_JPN
2070004569	XPE FP2007 ARK-3399 V3.01 ENG_French_German_Ital

# ARK-3400

## Intel® Celeron® M Solution with 2 PCI Expansion Slots and Multiple I/O



### Features

- Fanless, Intel® Celeron™ M Processor Compact Embedded Box IPC
- Dual display and support for wide screen with high resolution
- Supports 2 GbE, eSATA, 6 USB 2.0 and 4 COM ports
- Internal one 2.5" SATA HDD drive bay
- 2 x PCI expansion slot for diverse applications
- Easy integration, easy maintenance, and wide input voltage range
- Supports 48-bit LVDS panel (optional)
- Compliant with IP40

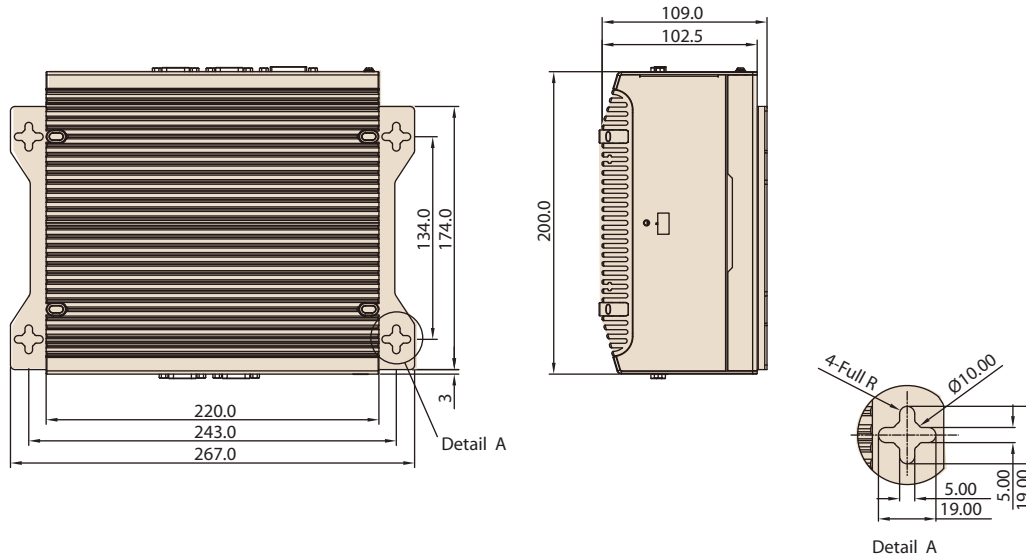


### Specifications

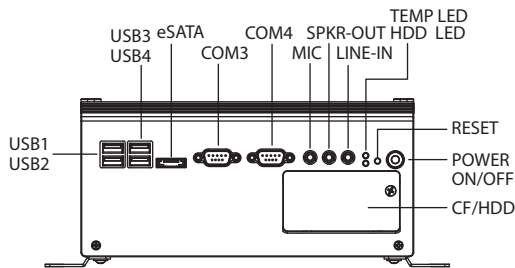
Processor System	CPU	Mobile Intel Celeron 370	Mobile Intel Celeron 373
	Max. Speed	1.5 GHz	1.0 GHz w/o L2 Cache
	System Chipset	Intel 910GMLE + ICH6-M Chipset	
	Front Side Bus	400 MHz	400 MHz
	BIOS	Award 4 MB Flash BIOS	
Memory	Technology	DDR2 400 MHz (910GMLE)	
	Max. Capacity	2 GB	
	Socket	1 x 200-pin SODIMM	
Graphics	Chipset	Integrated graphics built in Intel 910GMLE, Mobile Intel Graphics Media Accelerator 900	
	Interfaces	CRT Interfaces (Optional by Cable) DVI Interfaces, compliant with DVI 1.0 LVDS 1 48-bit LVDS Interfaces (Optional) LVDS 2 48-bit LVDS Interfaces (Optional)	
Ethernet	LAN 1	10/100/1000 Mbps Ethernet controller, supports Wake On LAN	
	LAN 2	10/100/1000 Mbps Ethernet controller, supports Wake On LAN	
Audio	Interfaces	Line-out, Mic-in, Line-in	
I/O Interfaces	Serial Interfaces	2 x RS-232 port and 2 x RS-232/422/485 port (RS-485 with autoflow control)	
	USB Interfaces	6 x USB ports, Compliant with USB 2.0	
	eSATA Interfaces	1 x eSATA port	
	Parallel Port	Supports D-sub 25-pin connector (optional by cable)	
	Digital I/O	Support up to 16-bit DIO (optional)	
Other	Thermal Alarm	Yellow LED lighting	
	Watchdog Timer	255 level timer interval, setup by software	
Expansion	ISA/PCI/PCIe Slot	2 x PCI Slots, Supports maximum dimension of 167 mm (width) x 106 mm (length) for expansion PC board	
	Mini PCI/Mini PCIe	1 x Mini PCI	
Storage	HDD	Supports drive bay space for 1 x SATA 2.5" HDD (9.5 mm height only)	
	SSD	Supports CompactFlash socket for type I/II CompactFlash disk	
Software Support	Microsoft Windows	Vista, XP Professional, XP Embedded, WinCE 5.0, WinCE 6.0	
	Linux	Fedora 9.0	
Power Requirement	Power Type	AT/ATX	
	Power Input Voltage	14 V <sub>oc</sub> ~ 24 V <sub>oc</sub>	
	Minimum Power Input	14 V-24 V --- 3.0 A-1.8 A	
Power Consumption	Power Adapter	AC to DC, DC19 V/7.89 A, 150 W (Optional)	
	Typical	Typical 21 W (CPU is Mobile Intel Celeron 370 1.5 GHz and w/o expansion)	
Mechanical	Max.	Max. 26 W (CPU is Mobile Intel Celeron 370 1.5 GHz and w/o expansion)	
	Construction	Aluminum housing	
	Mounting	Desk/Wall-mounting	
	Dimensions (W x H x D)	220 mm x 102.5 mm x 200 mm (8.66" x 4.04" x 7.87" )	
	Weight	4 kg (8.8 lb)	
Environment	Operating Temperature	With industrial grade CompactFlash disk: -20 ~ 55° C With 2.5-inch extended temperature hard disk -20 to 45° C, with air flow	
	Storage Temperature	-40 ~ 85° C (-40 ~ 185° F)	
	Relative Humidity	95% @ 40° C (non-condensing)	
	Vibration Loading During Operation	With CompactFlash disk: 5 Grms, IEC 60068-2-64, random, 5 ~ 500 Hz, 1 Oct./min, 1 hr/axis With 2.5-inch hard disk: 1 Grms, IEC 60068-2-64, random, 5 ~ 500 Hz, 1 Oct./min, 1 hr/axis	
	Shock During Operation	With CompactFlash disk: 50 G, IEC 60068-2-27, half sine, 11 ms duration With hard disk: 20 G, IEC 60068-2-27, half sine, 11 ms duration	
	EMC	CE/FCC Class A, CCC, BSMI	
Safety Certifications	UL, CCC, BSMI		

## Dimensions

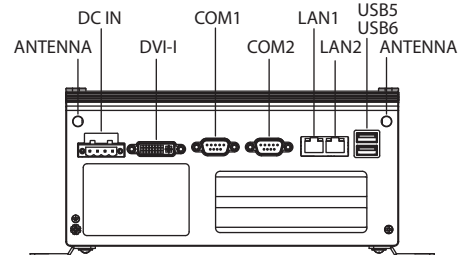
Unit: mm (inch)



### Front Panel External I/O Mechanical Layout/Drawing



### Rear Panel External I/O Mechanical Layout/Drawing



## Packing List

Part Number	Description
-	1 x ARK-3400 Unit
-	1 x Driver/Utility CD/Manual
1960014487T00C	2 x Desk/Wall mount plate
1652003234	1 x 4-pin Phoenix DC power connector
1654000446	1 x DVI-I to CRT connector

## Optional Items

Part Number	Description
1757002161	AC-to-DC Adapter, DC19 V/7.89 A 150 W, with Phoenix Power Plug, 0 ~ 40° C for Home and Office Use
1702002600	Power Cable 3-pin 180 cm, USA type
1702002605	Power Cable 3-pin 180 cm, EU type
1702031801	Power Cable 3-pin 180 cm, UK type
1700004713	Cable DVI-I to DVI-D and CRT
1700009398	LVDS Cable for ARK-3400
1700009396	LVDS power Cable for ARK-3400
1700009407	Digital I/O Cable for ARK-3400
1700009405	Printer Cable for ARK-3400

## Ordering Information

Part Number	Description
ARK-3400F-S5A1E	Celeron M 370 1.5 GHz Compact Embedded Box IPC
ARK-3400F-S0A1E	Celeron M 373 1.0 GHz Compact Embedded Box IPC

## Embedded OS

Part Number	Description
2070008330	XPE WES2009 for ARK-3400 V4.0 ENG
2070008331	XPE WES2009 for ARK-3400 V4.0 ENG_FRE_GER_ITA
2070008332	XPE WES2009 for ARK-3400 V4.0 ENG_CHT_CHS_JPN
2070008333	CE 5.0 Pro ARK-3400 V1.1 ENG
2070008334	CE 6.0 Pro ARK-3400 V1.2 ENG

# ARK-3403

## Low Power Intel® Atom™ D510/D525 with PCI/PCIe Expansion and Dual SATA HDDs

**NEW**



### Features

- Intel® Atom™ D510/D525 dual core up to 1.8 GHz fanless embedded IPC
- Supports VGA and LVDS dual display and support for widescreens with high resolution
- Supports 2 GbE, eSATA, 6 USB 2.0, audio and 4 COM ports
- Two internal 2.5" SATA HDD drive bays
- Supports 2 x Mini PCIe, 2 x PCI/PCIe expansion interfaces for diverse applications
- Easy integration, easy maintenance, and wide input voltage range
- IP40

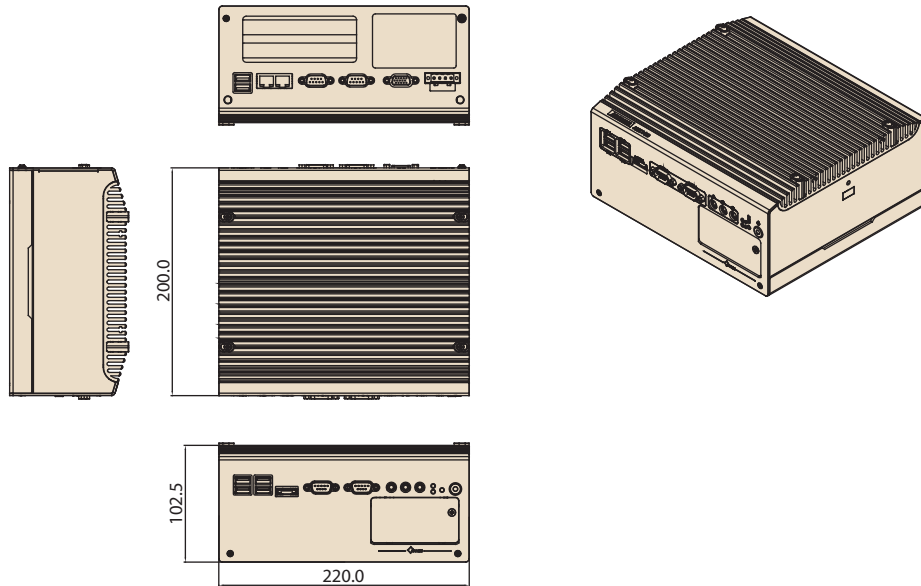


### Specifications

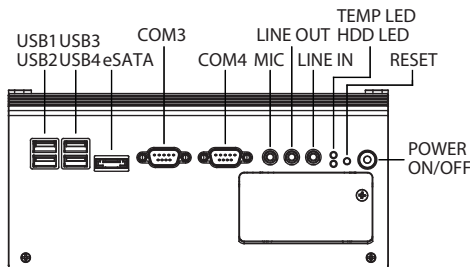
Processor System	CPU	Intel Atom D510 processor	Intel Atom D525 processor
	Max. speed	1.66 GHz	1.8 GHz
	System Chipset	Intel ICH8M Chipset	
	BIOS	AMI 16 MB SPI BIOS	
Memory	Technology	DDR2 667 MHz	
	Max. Capacity	2 GB	
	Socket	1 x 200-pin SODIMM	
Graphics	Chipset	Intel 3.5 Gen Integrated Graphic Engine + GFX core	
	Interface	CRT Interface 18-bit LVDS interface(Optional)	
Ethernet	LAN 1	10/100/1000 Mbps Ethernet controller, support Wake On LAN	
	LAN 2	10/100/1000 Mbps Ethernet controller, support Wake On LAN	
Audio	Amplifier	-	
	Interface	Line-out, Mic-in, Line-in	
IO interface	Serial Interface	4 COM, 2 x RS-232 and 2 x RS-232/422/485 port , RS-485 w/ auto flow control, 2 extra RS-232 ports (optional)	
	USB Interface	6 x USB ports, Compliant with USB 2.0	
	Parallel Port	Supports D-sub 25-pin connector (optional)	
	Digital I/O	Support 16-bit digital IO (optional)	
Other	Thermal Alarm	Yellow LED lighting	
	Watchdog Timer	255-level timer interval, setup by software	
Expansion	ISA/PCI/PCIe Slot	1 Slot PCI and 1 Slot PCIe x1 (default); 2 Slots PCIe x1 (optional); 2 Slots PCI (optional) Supports maximum dimension of 167 mm (width) x 106 mm (length) for expansion PC board	
	Mini PCI/Mini PCIe	2 x Mini PCIe	
	HDD	Supports drive bay space for 2 x SATA 2.5" HDD (9.5 mm height only)	
Storage	SSD	Supports CompactFlash socket for type I/II CompactFlash disk	
	Microsoft Windows	Windows 7, XP Professional, XP Embedded, WinCE 6.0	
Software Support	Linux	Fedora 12	
	Power Type	AT/ATX	
Power Requirement	Power Input Voltage	12 V <sub>DC</sub> ~ 24 V <sub>DC</sub>	
	Minimum Power Input	12 V <sub>DC</sub> ~ V <sub>DC</sub> @ 4.6 A ~ 2.4 A	
	Power Adapter	AC to DC, DC19V/7.89A, 150W(Optional)	
Power Consumption	Typical	Typical 13 W (Intel Atom D510 1.66 GHz w/o expansion)	
	Max.	Max. 15 W (Intel Atom D510 1.66 GHz w/o expansion)	
Mechanical	Construction	Aluminum housing	
	Mounting	Desk/wall-mounting	
	Dimensions (W x H x D)	220 mm x 102.5 mm x 200 mm (8.66" x 4.04" x 7.87" )	
	Weight	4 kg (8.8 lb)	
Environment	Operating Temperature	With extend temperature peripherals CompactFlash disk: -10 ~ 55° C With extend temperature peripherals 2.5-inch hard disk -10 to 45° C, with air flow	
	Storage Temperature	-40 ~ 85° C (-40 ~ 185°F)	
	Relative Humidity	95% @ 40° C (non-condensing)	
	Vibration Loading During Operation	With CompactFlash disk: 5 Grms, IEC 60068-2-64, random, 5 ~ 500 Hz, 1 Oct./min, 1 hr/axis. With 2.5-inch hard disk: 1 Grms, IEC 60068-2-64, random, 5 ~ 500 Hz, 1 Oct./min, 1 hr/axis.	
	Shock During Operation	With CompactFlash disk: 50 G, IEC 60068-2-27, half sine, 11 ms duration With hard disk: 20 G, IEC 60068-2-27, half sine, 11 ms duration	
	EMC	CE/FCC Class A, CCC, BSMI	
	Safety Certifications	UL, CCC, BSMI	

## Dimensions

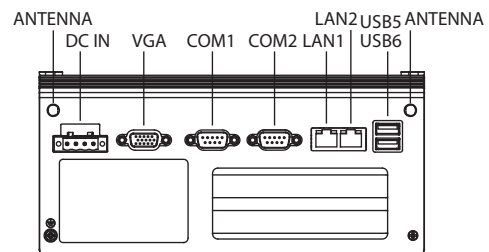
Unit: mm (inch)



### Front Panel External I/O Mechanical Layout/Drawing



### Rear Panel External I/O Mechanical Layout/Drawing



## Packing List

Part Number	Description
-	1 x ARK-3403 unit
-	1 x Driver/Utility CD/Manual
1960014487T00C	2 x desk/wall mount plate
1652003234	1 x 4-pin phoenix DC power connector

## Ordering Information

Part Number	Description
ARK-3403-D5A1E	Intel Atom D510 1.66 GHz compact embedded box IPC, w/ VGA, 2 x Giga LAN, 6 x USB 2.0, 4 x COM, 2 Mini PCIe, Audio
ARK-3403-D6A1E	Intel Atom D525 1.8 GHz compact embedded box IPC, w/VGA, 2 x GLAN, 6 x USB2.0 4 x COM, 2 Mini PCIe, audio

## Optional Items

Part Number	Description
1757002161	AC-to-DC adapter, DC19 V/7.89A 150 W, with phoenix power plug, 0 ~ 40° C for home and office use
1702002600	Power cable 3-pin 180 cm, USA type
1702002605	Power cable 3-pin 180 cm, EU type
1702031801	Power cable 3-pin 180 cm, UK type
1700008871	COM Cable D-SUB 9P(M)/IDE#2 10P-2.0 20 cm
1700018187	LPT cable 2 x 13p-2.0/D-SUB 25P(F) 20 cm for ARK-3440
1700017944	LVDS cable for ARK-3403
1700009407	DIO cable D-SUB 25P(M)/2*10P-1.25 15cm
AMO-R010E	2 slot riser card, 1 x PCIe x1 + 1 x PCI
AMO-R013E	2 slot riser card, 2 x PCI
AMO-R009E	2 slot riser card, 2 x PCIe x1

## Embedded OS

Part Number	Description
2070009923	WinCE 6.0 ARK-3403 ENG
2070009030	XPE WES2009 Luna Pier V4.0 ENG

# ARK-3420

## Intel® Core™ 2 Duo Box IPC with PCIe Expansion and Dual SATA HDDs



### Features

- Fanless, Intel® Core™ 2 Duo Processor Compact Embedded Box IPC
- Dual display and support for wide screen with high resolution
- Supports 2 GbE, eSATA, 6 USB 2.0 and 4 COM ports
- Two internal 2.5" SATA HDD drive bays
- Various expansion Interfaces for diverse applications
- 6 programmable function keys
- Easy integration, easy maintenance, and wide input voltage range
- IP40 Rating

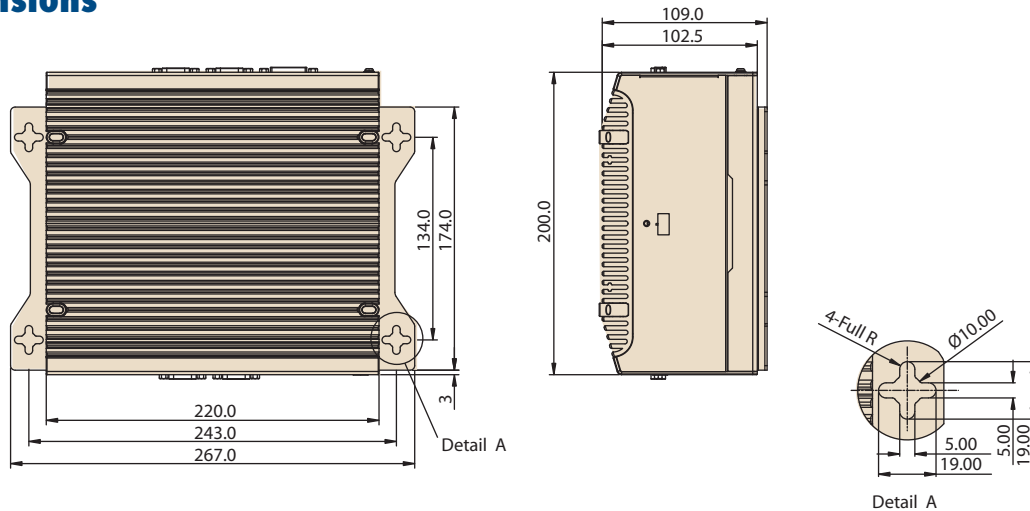


### Specifications

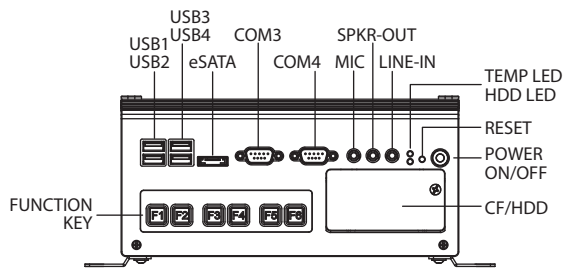
Processor System	CPU	Intel Core 2 Duo	Mobile Intel Celeron
	Max. Speed	L7500 (1.6 GHz)	550 (2.0 GHz)
	System Chipset	Intel GME965 + ICH8-M Chipset	
	Front Side Bus	800 MHz	533 MHz
	BIOS	Award 4 MB Flash BIOS	
Memory	Technology	DDR2 533/667 MHz (GME965)	
	Max. Capacity	4 GB	
	Socket	2 x 200-pin SODIMM	
Graphics	Chipset	Integrated graphics built in Intel GME965, Mobile Intel Graphics Media Accelerator X3100	
	Interfaces	CRT Interfaces (Optional by Cable) DVI Interfaces, compliant with DVI 1.0 48-bit LVDS Interfaces (Optional)	
Ethernet	LAN 1	10/100/1000 Mbps Ethernet controller, supports Wake On LAN	
	LAN 2	10/100/1000 Mbps Ethernet controller, supports Wake On LAN	
Audio	Amplifier	Dual output 2.2 W amplifier	
	Interfaces	Spkr-out, Mic-in, Line-in	
I/O Interfaces	Serial Interfaces	2 x RS-232 ports and 2 x RS-232/422/485 ports (RS-485 with autoflow control)	
	USB Interfaces	6 x USB ports, Compliant with USB 2.0	
	eSATA Interfaces	1 x eSATA port	
	Parallel Port	Supports D-sub 25-pin connector (optional by cable)	
	Digital I/O	Supports 16 bit Digital I/O (optional)	
Other	Thermal Alarm	Yellow LED lighting	
	Watchdog Timer	255 level timer interval, setup by software	
	Function Key	6 programmable function keys	
Expansion	ISA/PCI/PCIe Slot	2 slots PCI (default); 2 slots PCIe x1 (optional) 1 slot PCI and 1 slot PCIe x1 (optional); 1 slot PCI and 1 slot PCIe x4 (optional) Supports maximum dimension of 167 mm (width) x 106 mm (length) for expansion PC board	
	Mini PCI/Mini PCIe	1 x Mini PCIe	
Storage	HDD	Supports drive bay space for 2 x SATA 2.5" HDD (9.5 mm height only)	
	SSD	Supports CompactFlash socket for type I/II CompactFlash disk	
Software Support	Microsoft Windows	Vista, XP Professional, XP Embedded, WinCE 6.0	
	Linux	Fedora 9.0	
Power Requirements	Power Type	AT/ATX	
	Power Input Voltage	9 V <sub>DC</sub> ~ 34 V <sub>DC</sub>	
	Minimum Power Input	9 V-34 V --- 6.0 A-1.5 A	
	Power Adapter	AC to DC, DC19 V/7.89 A, 150 W (Optional)	
Power Consumption	Typical	Typical 29 W (CPU is Intel Core 2 Duo L7500 1.6 GHz and w/o expansion)	
	Max.	Max. 35 W (CPU is Intel Core 2 Duo L7500 1.6 GHz and w/o expansion)	
Mechanical	Construction	Aluminum housing	
	Mounting	Desk/wall-mounting	
	Dimensions (W x H x D)	220 mm x 102.5 mm x 200 mm (8.66" x 4.04" x 7.87" )	
	Weight	4 kg (8.8 lb)	
Environment	Operating Temperature	With industrial grade CompactFlash disk: -20 ~ 55° C With 2.5-inch extended temperature hard disk -20 to 45° C, with air flow	
	Storage Temperature	-40 ~ 85° C (-40 ~ 185° F)	
	Relative Humidity	95% @ 40° C (non-condensing)	
	Vibration Loading During Operation	With CompactFlash disk: 5 Grms, IEC 60068-2-64, random, 5 ~ 500 Hz, 1 Oct./min, 1 hr/axis With 2.5-inch hard disk: 1 Grms, IEC 60068-2-64, random, 5 ~ 500 Hz, 1 Oct./min, 1 hr/axis	
	Shock During Operation	With CompactFlash disk: 50 G, IEC 60068-2-27, half sine, 11 ms duration With hard disk: 20 G, IEC 60068-2-27, half sine, 11 ms duration	
	Safety Certifications	EMC CE/FCC Class A, CCC, BSMI UL, CCC, BSMI	

## Dimensions

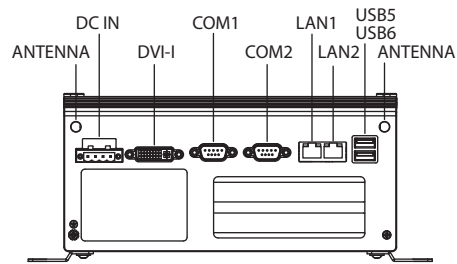
Unit: mm (inch)



### Front Panel External I/O Mechanical Layout/Drawing



### Rear Panel External I/O Mechanical Layout/Drawing



## Packing List

Part Number	Description
-	1 x ARK-3420 Unit
-	1 x Driver/Utility CD/Manual
1960014487T00C	2 x Desk/Wall mount plate
1652003234	1 x 4-pin Phoenix DC power connector
1654000446	1 x DVI-I to CRT connector

## Ordering Information

Part Number	Description
ARK-3420F-S6A1E	Intel Core 2 Duo L7500 1.6 GHz Compact Embedded Box IPC
ARK-3420F-U0A1E	Mobile Intel Celeron 550 2.0 GHz Compact Embedded Box IPC

## Optional Items

Part Number	Description
1757002161	AC-to-DC Adapter, DC19 V/7.89 A 150 W, with Phoenix Power Plug, 0 ~ 40° C for Home and Office Use
1702002600	Power Cable 3-pin 180 cm, USA type
1700004713	Cable DVI-I to DVI-D and CRT
1700009398	LVDS Cable for ARK-3420
1700009396	LVDS power Cable for ARK-3420
1700009399	Digital I/O Cable for ARK-3420
1700009397	Printer Cable for ARK-3420
AMO-R002E	2 slot riser card, 2 x PCIe1
AMO-R003E	2 slot riser card, 2 x PCI
AMO-R004E	2 slot riser card, 1 x PCIe4 + 1 x PCI
AMO-R005E	2 slot riser card, 1 x PCIe1 + 1 x PCI

## Embedded OS

Part Number	Description
2070006511	Windows XP WES for ARK-3420 V4.0 ENG
2070006512	Windows XP WES for ARK-3420 V4.0 ENG_CHT_CHS_JPN
2070006513	Windows XP WES for ARK-3420 V4.0 ENG_FRE_GER_ITA
2070006510	Windows CE 6.0 Pro ARK-3420 V1.1 ENG

# ARK-3440

Intel® Core™ i3/i5/i7 Processor with PCI/PCIe Expansion and Dual SATA HDDs

**NEW**



## Features

- Intel® Core™ i3/i5/i7 fanless embedded IPC
- Multi-display and support for wide screen with high resolution
- Supports 2 GbE, eSATA, 6 USB 2.0, audio and 3 COM ports
- Two internal 2.5" SATA HDD drive bays
- Various expansion interfaces for diverse applications
- Easy integration, easy maintenance, and wide input voltage range
- IP40

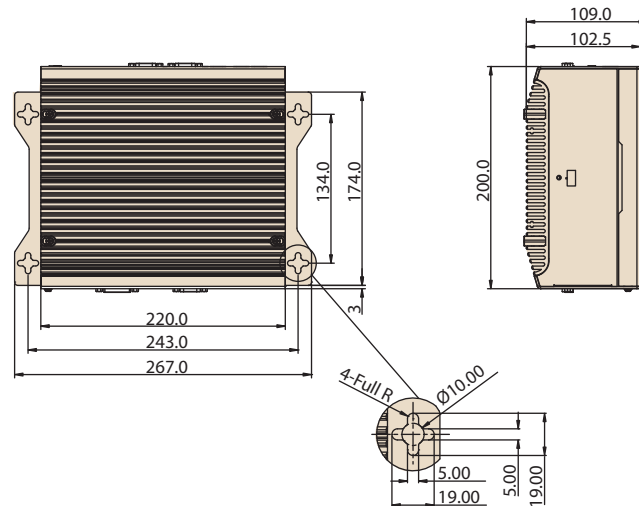


## Specifications

		Intel Core i7 SV up to 2.53 GHz	Intel Core i5 SV 2.4 GHz	Intel Core i3 SV up to 2.13 GHz
Processor System	CPU	Intel Core i7 SV up to 2.53 GHz	Intel Core i5 SV 2.4 GHz	Intel Core i3 SV up to 2.13 GHz
	System Chipset	Intel QM57 chipset		
	BIOS	AMI 64 MB SPI BIOS		
Memory	Technology	DDR3 1066/1333 MHz		
	Max. Capacity	4 GB		
	Socket	2 x 204-pin SODIMM		
Graphics	Chipset	Integrated graphics built in Intel QM57		
	Interface	CRT Interface (Optional by cable) DVI Interface, compliant with DVI 1.0 HDMI 1.3 24-bit LVDS interface(Optional)		
Ethernet	LAN 1	10/100/1000 Mbps Ethernet controller, support Wake On LAN		
	LAN 2	10/100/1000 Mbps Ethernet controller, support Wake On LAN		
Audio	Amplifier	Dual output 2.2 W amplifier		
	Interface	Spkr-out, Mic-in, Line-in		
IO interface	Serial Interface	2 x RS232, 1 x RS232/422/485 (w/ auto flow control)		
	USB Interface	6 x USB ports, compliant with USB 2.0		
	Parallel Port	Supports D-sub 25-pin connector (optional)		
	Digital I/O	Support 16-bit digital IO (optional)		
Other	Thermal alarm	Yellow LED lighting		
	Watchdog timer	255-level timer interval, setup by software		
Expansion	ISA/PCI/PCIe Slot	1 Slot PCI and 1 Slot PCIe x1 (default); 2 Slots PCIe x1 (optional); 2 Slots PCI (optional) ; 1 Slot PCI and 1 Slot PCIe x4 (optional) Supports maximum dimension of 167 mm (width) x 106 mm (length) for expansion PC board		
	Mini PCI/Mini PCIe	2 x Mini PCIe		
Storage	HDD	Supports drive bay space for 2 x SATA 2.5" HDD (9.5 mm height only)		
	SSD	Supports CompactFlash socket for type I/II CompactFlash disk		
Software Support	Microsoft Windows	Windows 7, XP Professional, XP Embedded		
	Linux	Fedora 9		
Power Requirement	Power Type	AT/ATX		
	Power Input Voltage	9 V <sub>dc</sub> ~ 34 V <sub>dc</sub>		
	Minimum Power Input	DC 9-34V @ 6.0-1.5A		
	Power Adapter	AC to DC, DC19V/7.89A, 150W (Optional)		
Power Consumption	Typical	38 W (with is Intel @ Core i7-610E at 2.53 GHz and w/o expansion)		
	Max.	47.94 W (with is Intel @ Core i7-610E at 2.53 GHz and w/o expansion)		
Mechanical	Construction	Aluminum housing		
	Mounting	Desk/wall-mounting		
	Dimensions (W x H x D)	220 mm x 102.5 mm x 200 mm (8.66" x 4.04" x 7.87")		
	Weight	4 kg (8.8 lb)		
Environment	Operating Temperature	With extend temperature peripherals CompactFlash disk: 0 ~ 50° C with extend temperature peripherals 2.5-inch hard disk 0° to 45°C, with air flow		
	Storage Temperature	-40 ~ 85° C (-40~185°F)		
	Relative Humidity	95% @ 40° C (non-condensing)		
	Vibration Loading During Operation	With CompactFlash disk: 5 Grms, IEC 60068-2-64, random, 5 ~ 500 Hz, 1 Oct./min, 1 hr/axis. With 2.5-inch hard disk: 1 Grms, IEC 60068-2-64, random, 5 ~ 500 Hz, 1 Oct./min, 1 hr/axis.		
	Shock During Operation	With CompactFlash disk: 50 G, IEC 60068-2-27, half sine, 11 ms duration With hard disk: 20 G, IEC 60068-2-27, half sine, 11 ms duration		
	EMC	CE/FCC Class A, CCC, BSMI		
	Safety Certifications	UL, CCC, BSMI		

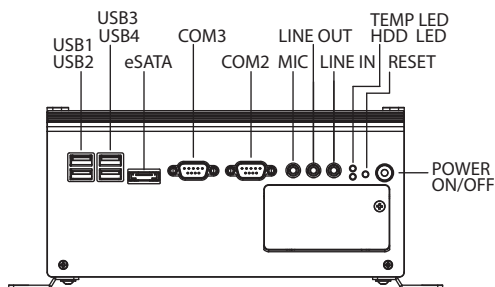


**Dimensions**



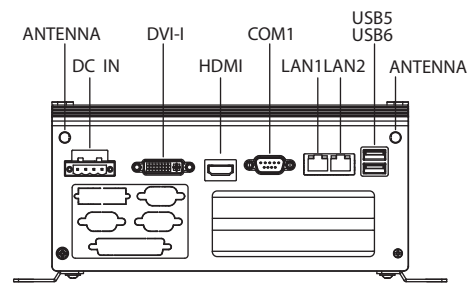
Unit: mm (inch)

**Front Panel External I/O Mechanical Layout/Drawing**



**ARK-3440F**

**Rear Panel External I/O Mechanical Layout/Drawing**



**ARK-3440F**

**Packing List**

Part Number	Description
-	1 x ARK-3440 Unit
-	1 x Driver/Utility CD/Manual
1960014487T00C	2 x desk/wall mount plate
1652003234	1 x 4-pin Phoenix DC power connector
1654000446	1 x DVI-I to CRT connector

**Optional Items**

Part Number	Description
1757002161	AC-to-DC adapter, DC19 V/7.89A 150 W, with phoenix power plug, 0 ~ 40° C for home and office Use
1702002600	Power cable 3-pin 180 cm, USA type
1700004713	CABLE DVI-I to DVI-D and CRT
1700018187	LPT cable 2 x 130-2.0/D-SUB 25P(F) 20 cm for ARK-3440
1700009407	DIO cable 1*8P-2.54/2*10P-1.25 10 cm for ARK-3440
1700008871	COM Cable D-SUB 9P(M)/IDE#2 10P-2.0 20 cm
AMO-R010E	2 slot riser card, 1 x PCIe x1 + 1 x PCI
AMO-R009E	2 slot riser card, 2 x PCIe x1
AMO-R013E	2 slot riser card, 2 x PCI
AMO-R014E	2 slot riser card, 1 x PCI + 1 x PCIe x4 (customized BIOS required)

**Ordering Information**

Part Number	Description
ARK-3440F-U5A1E	Intel Core i7 compact embedded box IPC
ARK-3440F-U4A1E	Intel Core i5 compact embedded box IPC
ARK-3440F-U1A1E	Intel Core i3 compact embedded box IPC

**Embedded OS**

Part Number	Description
2070009811	WES2009 ARK-3440 ENG_FRE_GER_ITA_SPA
2070009812	WES2009 ARK-3440 ENG_CHT_CHS_JPN

# ARK-5260

## Intel® Atom™ D510 with Dual PCI/PCIe Expansion and Dual Mobile HDDs

**NEW**



### Features

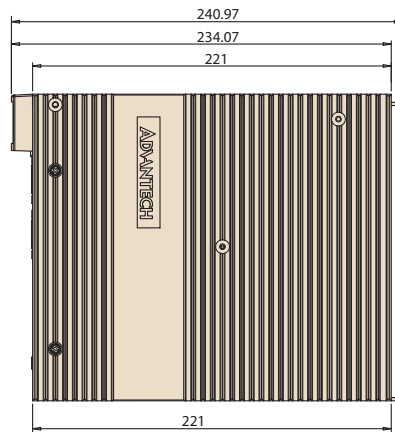
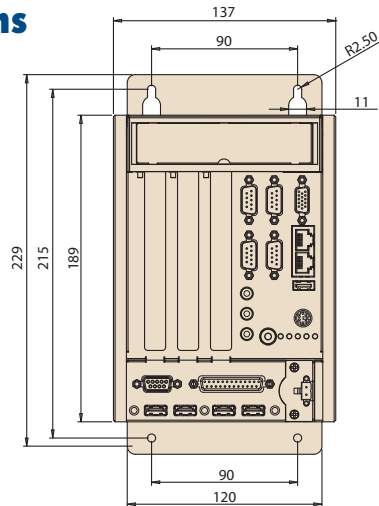
- Extremely compact, sealed construction with fanless operation, supports Intel® Atom® D510 up to 1.66 GHz
- Supports 2 Giga LAN and 5 USB 2.0 ports
- Supports 4 RS-232/422/485 with Auto-flow control
- Built-in 1 x PCIe, and 2 x PCI expansion slots
- Rubber anti-vibration card-holder for PC expansion boards
- Supports wide power range of 12~ 24V DC input
- IP40



### Specifications

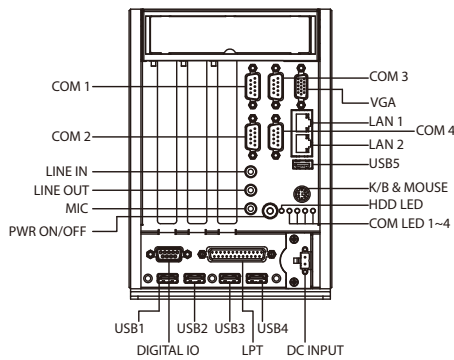
Processor System	CPU	Intel Atom™ D510 processor
	Max. Speed	1.66 GHz
	System Chipset	ICH8M
	BIOS	AMI 16 MB SPI BIOS
Memory	Technology	Single channel DDR2 667 MHz
	Max. Capacity	2 GB SODIMM
	Socket	1 x 200-pin SODIMM
Graphics	Chipset	Embedded Gen3.5+ GFX Core technology, Direct X 9/Pixel Shader 2.0 compliant
	VRAM	Shared 224 MB
	Interface	VGA: Supports up to 2048 x 1536 @ 60 Hz
Ethernet	LAN1	10/100/1000 Mbps GigaLAN Controller, Supports Wake On LAN
	LAN2	10/100/1000 Mbps GigaLAN Controller, Supports Wake On LAN
Audio	Interface	Line-in, Line-out, Mic-in
IO Interface	Serial Ports	4 x RS-232/422/485 port, support Auto-flow control
	USB Interface	5 x USB ports, USB 2.0 compliant
	Keyboard/Mouse	1 x PS/2 port, supports PS/2 mouse and keyboard
	Parallel Port	Supports D-sub 25-pin connector
	Digital I/O	Supports 8-bit digital IO
Other	Watchdog timer	255-level timer interval, setup by software
	COM LED	4 COM LED lighting
Storage	HDD	Supports two drive bays space for SATA 2.5" HDD (9.5 mm height only)
	SSD	Supports one internal CompactFlash socket for type I/II CompactFlash disk
Expansion	PCI/PCIe Slot	2 PCI Slot, and 1 PCIe x1 Slot
		Supports maximum 15W power for expansion Supports maximum dimension of 99 mm (width) x 186 mm (length) for expansion PC board
Software Support	Microsoft Windows	Windows 7, XP Embedded, WinCE 6.0
Power Requirement	Power Type	ATX
	Power Input Voltage	12 V <sub>DC</sub> ~ 24 V <sub>DC</sub>
	Minimum Power Input	12 V @ 5 A ~ 24 V @ 2.5 A
	Power Adapter	AC-to-DC, 65 W DC19 V/3.4 A
Power Consumption	Typical	20W
	Max.	23W
Mechanical	Construction	Aluminum housing
	Mounting	Desk/wall-mounting
	Dimensions (W x H x D)	137 x 189 x 221 mm (5.39" x 7.44" x 8.70")
	Weight	4.2 kg (9.24 lbs)
Environment	Operating Temperature	With extended temperature peripherals 2.5-inch HDD without PC expansion Boards: 0 ~ 45° C With extended temperature peripherals CompactFlash disk without PC expansion Boards: -20 ~ 55° C
	Storage Temperature	-40 ~ 85° C (-40 ~ 185° F)
	Relative Humidity	95% @ 40° C (non-condensing)
	Vibration Loading During Operation	With 2.5-inch HDD: 1 Grms, IEC 60068-2-64, random, 5 ~ 500 Hz, 1 Oct./min, 1 hr/axis With Compact Flash disk: 5 Grms, IEC 60068-2-64, random, 5 ~ 500 Hz, 1 Oct./min, 1 hr/axis
	Shock During Operation	With 2.5-inch HDD: 20 G, IEC 60068-2-27, half sine, 11 ms duration With Compact Flash disk only: 50 G, IEC 60068-2-27, half sine, 11 ms duration
	EMC	CE/FCC, CCC, BSMI
	Safety Certifications	CCC, BSMI

### Dimensions

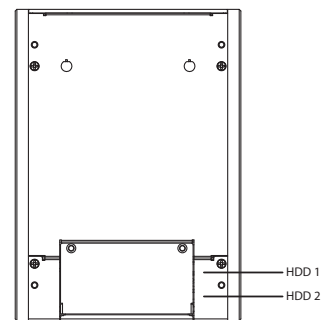


Unit: mm (inch)

### Front Panel External I/O Mechanical Layout/Drawing



### Rear Panel External I/O Mechanical Layout/Drawing



### Packing List

Part Number	Description
-	1 x ARK-5260 Unit
-	1 x Driver/Utility CD/Manual
-	1 x User Manual (Simplified Chinese)
1960049826N001	1 x Mounting bracket upper
1960049827N001	1 x Mounting bracket lower
1990000505	3 x Shock proof rubber

### Ordering Information

Part Number	Description
ARK-5260F-D5A1E	Intel Atom D510 1.66 GHz embedded box computer, with VGA, 2 x GbE, 5 x USB ports, 4 x COM ports, audio, 2xPCI and 1xPCIe expansion slots

### Optional Items

Part Number	Description
1757003659	AC-to-DC Adapter, DC19 V/3.42A 65 W, with phoenix power plug
1700001947	Power cable 2-pin 180 cm, USA for ARK-338X
1700001948	Power cable 2-pin 180 cm, Europe for ARK-338X
1700001949	Power cable 2-pin 180 cm, UK for ARK-338X
1757000537	AC-to-DC Adapter 4-Pin DC 19V/6.32A, 120 W
*1700018474	4-pin DC connector cable (compatible with 1960048412N001)
*1960048412N001	4-pin DC bracket for ARK-5260 (compatible with 1700018474)
1700060202	PS/2 keyboard/mouse cable

\* for project base

### Embedded OS

Part Number	Description
2070010215	Windows XP Embedded WES2009 for ARK-5260, English version (610 MB)
2070010216	Windows XP Embedded WES2009 for ARK-5260, 24-in-1 languages version (610 MB)
2070010257	WinCE 6.0 Pro ARK-5260 V1.3 ENG (customized BIOS required)

# ARK-6320

## Intel® Atom™ D510/D525 Cost-effective Mini-ITX Embedded Systems

**NEW**



### Features

- Built-in Intel® Atom™ Processor D510 1.66 GHz / D525 1.8GHz
- Comprehensive I/O: Dual Gigabit Ethernet, 8 x USB, 6 x COM, 1 x VGA, and audio
- Mini PCIe expansion slot
- Accepts DC12 V input
- Anti-vibration design for 2.5" HDD-bay to ensure maximum reliability
- Built-in mounting bracket supports wall and table-mounting, with optional VESA mounting bracket

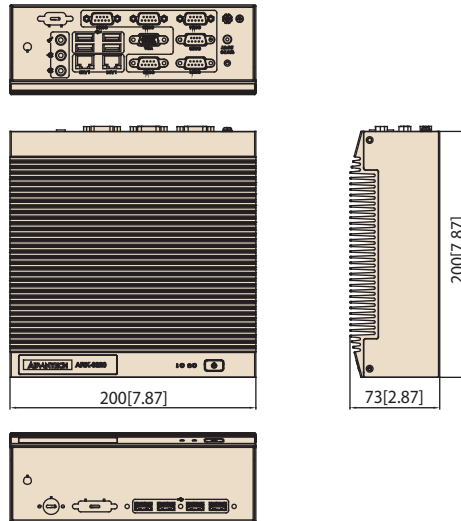


### Specifications

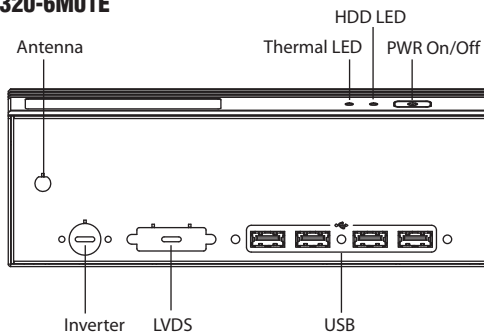
		ARK-6320-6M01E	ARK-6320-6M02E
Processor System	CPU	Intel Atom Processor D510 1.66 GHz	Intel Atom Processor D525 1.8 GHz
	System Chipset	ICH8M	
	BIOS	AMI 16 MB SPI Flash	
Memory	Technology	Single Channel DDR2 667 MHz	Single Channel DDR3 1066/1333 MHz
	Max. Capacity	2 GB	4 GB
	Socket	1 x 200-pin SODIMM	2 x 204-pin SODIMM
Graphics	Chipset	Embedded Gen 3.5 + GFX Core	
	VRAM	Optimized Shared Memory Architecture up to 224 MB system memory	
	Interface	VGA: Supports up to 2048 x 1536 @ 60 Hz LVDS: Single channel 18-bit up to 1366 x 768 (optional)	VGA: Supports up to 2048 x 1536 @ 60 Hz DVI: Supports up to 1600 x 1200 LVDS: Single channel 18/24-bit up to 1366 x 768 (optional)
	Dual Display	VGA+LVDS	VGA+DVI
Ethernet	LAN1	10/100/1000 Mbps Intel 82567V Giga Ethernet Controller, support Wake On LAN	
	LAN2	10/100/1000 Mbps Intel 82583V Giga Ethernet Controller, support Wake On LAN	
Audio	Interfaces	Mic-in, Line-in, Line-out	
IO Interface	Serial Ports	1 of RS-232/422/485, 5 of RS-232	
	USB Interface	8 x USB ports, USB 2.0 Compliant	
	watchdog timer	Programmable, 1~255 sec/min	
Storage	HDD	Supports one drive bay space for SATA 2.5" HDD (support 9.5mm height only)	
	SSD	Supports one internal CompactFlash socket for type I/II CompactFlash disk	
Expansion	miniPCIe	1 x miniPCIe	
Software Support	Microsoft Windows	Win 7, XP Professional, XP Embedded	
Power Requirement	Power Type	ATX	
	Power Input Voltage	12V	
	Minimum Power Input	DC 12V @ 3.75A	
	Power Adapter	AC-to-DC, 60W DC12V/5A (optional)	
Power Consumption	Typical	23W	
	Max.	37W	
Mechanical	Construction	Aluminum housing	
	Mounting	Desk/wall-mounting	
	Dimensions (W x H x D)	200 x 73 x 200 mm (7.9" x 2.9" x 7.9")	
	Weight	4.14 kg (8.8 lb)	
Environment	Operating Temperature	0 ~ 50° C (32 ~ 122° F)	
	Storage Temperature	- 40 ~ 85° C (-40 ~185° F)	
	Relative Humidity	10 ~ 85% @ 50° C, non-condensing	
	Vibration Loading During Operation	With 2.5-inch HDD: 1 Grms, IEC 60068-2-64, random, 5 ~ 500 Hz, 1 Oct./min, 1 hr/axis	
	Shock During Operation	With 2.5-inch HDD: 20 G, IEC 60068-2-27, half sine, 11 ms duration	
	EMC	CE, FCC, CCC, BSMI	CE, FCC, CCC, BSMI
	Safety Certifications	CCC, BSMI, UL	CCC, BSMI

## Dimensions

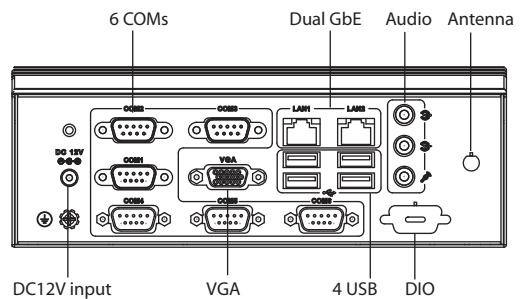
Unit: mm (inch)



### Front Panel External I/O Mechanical Layout/Drawing ARK-6320-6M01E



### Rear Panel External I/O Mechanical Layout/Drawing ARK-6320-6M01E



## Packing List

Part Number	Description
-	1 x ARK-6320 unit
-	1 x Driver/Utility CD/Manual
-	1 x Traditional Chinese user manual for CCC
-	1 x China RoHS sheet
2960014487T001	2 x Mounting bracket
1990005896S000	4 x Rubber foot pad
1939000410	4 x Screw for rubber foot pad
1930002235	4 x Screw for hard drive mounting
2000017557	1 x IO label sticker

## Ordering Information

Part Number	Description
ARK-6320-6M01E	Atom D510 1.66 GHz embedded box computer, with VGA, 2 x GbE, 8 x USB ports, 6 x COM ports, audio
ARK-6320-6M02E	Atom D525 1.8 GHz embedded box computer, with VGA, DVI, 2 x GbE, 8 x USB ports, 6 x COM ports, audio

## Optional Accessories

### External AC-to-DC Adapter and Accessories

Part Number	Description
1757003062	AC-to-DC adapter, DC 12 V/60 W with drum type power plug
989K008732	VESA mounting plate for ARK-6620/6310/6320
ARK-WLAN-USBE	ARK-6 series wireless LAN 802.11 b/g module
1700008946	LVDS cable

# ARK-1388V

## Intel® Core™ 2 Duo In-Vehicle Embedded IPC with Safe Start/Shutdown and Wireless Functions



### Features

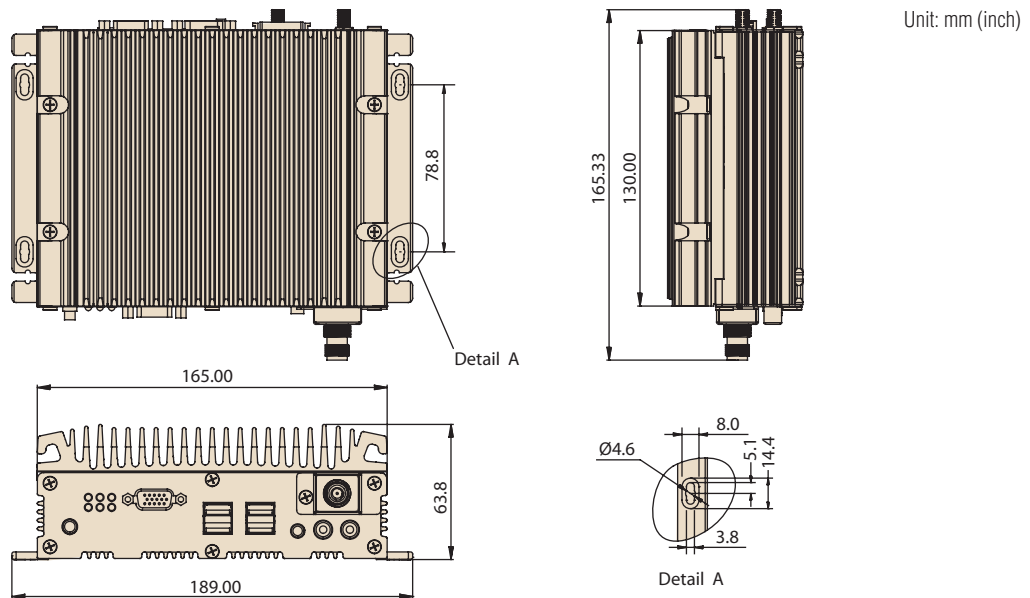
- Intel® Core™ 2 Duo ULV U7500 1.06 GHz/Celeron® M ULV 423 1.06 GHz processor
- Startup and shutdown linked to car battery and ignition status
- Works with both 12 and 24-volt systems
- Optional built in WLAN/GPRS/EDGE//UMTS/HSDPA module
- Supports 50-channel GPS receiver
- Amplifier audio supports 6W stereo
- Supports VGA, LVDS dual independent display
- ISO-7637-2 Certified
- IP40 rating



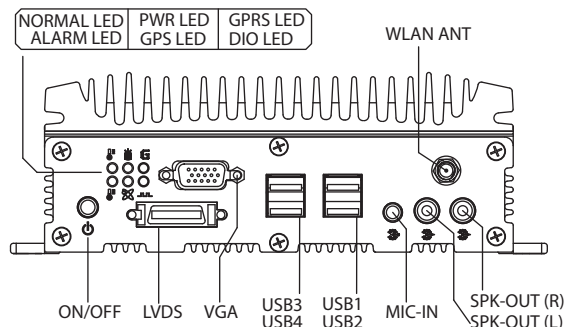
### Specifications

Processor System	CPU	Intel Core 2 Duo ULV U7500	Intel Celeron M ULV 423
	Max. Speed	1.06 GHz	1.06 GHz
	Front Side Bus	533 MHz FSB	533 MHz FSB
	System Chipset	945GM + ICH7-M	
	BIOS	Award 4 MB Flash BIOS	
Memory	Technology	DDR2 533/667 MHz (945GM)	
	Max. Capacity	2 GB	
	Socket	1 x 200-pin SODIMM	
Graphics	Chipset	Integrated graphics built in to Intel 945GM, Intel 3.5 Generation Integrated Graphics Engine	
	Interfaces	CRT Interfaces 36-bit LVDS Interfaces	
Ethernet	LAN	10/100 Mbps Ethernet controller, Supports Wake on LAN	
Audio	Amplifier	Output 6 W Amplifier stereo	
	Interfaces	Spkr-out (L&R), Mic-in, RCA connector	
I/O Interfaces	Serial Ports	1 x RS-232 port, 3 x RS-232/422/485 ports selectable by jumper and RS-485 support auto flow control	
	USB Interfaces	4 x USB ports, USB 2.0 compliant	
Communication	GPS	Built-in u-blox LEA 5 GPS receiver, supports 50 channels	
	GPRS/EDGE/HSDPA	Wavecom Q2686, supports GSM/GPRS 850/900/1800/1900 MHz (optional); Wavecom Q2687, supports GSM/GPRS/EDGE (optional); Siemens HC25, supports UMTS/HSDPA (optional)	
Other	Digital I/O	6-bit, 4 x digital input with isolation and 2 x digital output with relay	
	Thermal Alarm	Blue LED Lighting	
	Watchdog Timer	255 level timer interval, setup by software	
Expansion	Mini PCI	1 Slot Mini PCI	
Storage	HDD	-	
	SSD	Supports CompactFlash socket for type I/II CompactFlash disk	
Software Support	Microsoft Windows	Vista, XP Professional, XP Embedded, 2000, CE .NET 6.0	
Power Requirements	Power Type	AT/ATX	
	Power Input Voltage	9 V <sub>DC</sub> ~ 32 V <sub>DC</sub> , minimum support: 6 V <sub>DC</sub> , cold crank of ISO-7637-2	
	Minimum Power Input	9 V @ 5.11 A --- 35 V @ 1.32 A	
	Power Adapter	AC to DC, DC19 V/3.42 A, 65 W	
Power Consumption	Typical	15.72 W (Intel Core 2 Duo ULV U7500 1.06 GHz)	
	Max	46 W (Intel Core 2 Duo ULV U7500 1.06 GHz)	
SW Power Monitor	Power Ignition On Control	Power on delay, default 10 secs	
	Power Ignition Off Control	Power off delay, default 60 secs Power hard off delay, default 180 secs	
Mechanical	Construction	Aluminum housing	
	Mounting	DIN-rail mounting; Desk/wall-mounting; VESA mounting	
	Dimensions (W x H x D)	189 x 63.76 x 130.6mm ( 7.44" x 2.51" x 5.14")	
	Weight	1.9 kg (4.18 lb)	
Environment	Operating Temperature	Intel Celeron M ULV423 1.06 GHz: -20 ~ 60° C (-4 ~ 140° F) Intel Core 2 Duo U7500 1.06 GHz: -20 ~ 55° C (-4 ~ 131° F)	
	Storage Temperature	-40 ~ 85° C (-40 ~ 185° F)	
	Relative Humidity	95% @ 40° C (non-condensing)	
	Vibration During Operation	With CompactFlash disk: 5 Grms, IEC 60068-2-64, random, 5 ~ 500 Hz, 1 Oct./min, 1hr/axis/MIL-STD 514.5C-3	
	Shock During Operation	With CompactFlash disk: 50 Grms, IEC 60068-2-27, half sine, 11 ms duration. /MIL-STD 516.5	
	EMC	CE/FCC Class A, CCC, BSMI	
	Safety Certifications	UL, CCC, BSMI	
	In-Vehicle Certification	ISO-7637-2, E-Mark E13	

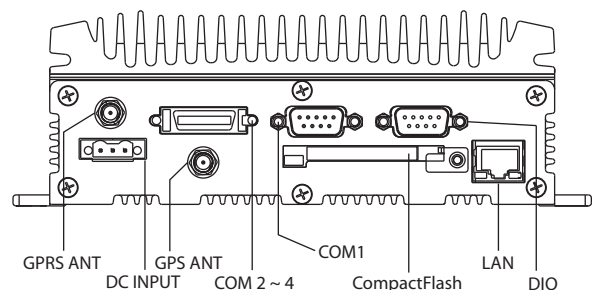
## Dimensions



### Front Panel External I/O Mechanical Layout/Drawing



### Rear Panel External I/O Mechanical Layout/Drawing



## Packing List

Part Number	Description
-	1 x ARK-1388 unit
-	1 x Driver/Utility CD/Manual
-	1 x Traditional Chinese user manual for CCC
-	1 x China RoHS
1700012555	1 x 3-Pole Phoenix to DC jack cable
1750001782	1 x Antenna GPS Active 5v 38x40 with 5M SMA GA31B
1700012535	1 x One connector to three RS-232/422/485 ports Cable
1700012536	1 x DB9 to 10-pole Phoenix DIO cable

## Optional Items

Part Number	Description
1757003659	AC-to-DC adaptor, DC19V V/3.42A 65W, with Phoenix power plug, 0-40C for Home and Office Use
1700001947	Power Cable 2-pin 180 cm, USA type
1700001948	Power Cable 2-pin 180 cm, Europe Type
1700001949	Power Cable 2-pin 180 cm, UK Type
9666K10000E	DIN-rail Mounting Kit
1960025333N00N	VESA Mounting plate
1750003222	802.11b/g 5dBi Dipole Antenna
968EMW0004	802.11a/b/g Mini-PCI card
AMO-EDGE	AMO-Q2687 GSM/GPRS/EDGE module with antenna
AMO-HSDPA	AMO-HC25 UMTS/HSDPA module with antenna

## Ordering Information

Part Number	Description
ARK-1388V-S0A1E	Intel Celeron M ULV423 1.06 GHz Ultra-compact embedded box IPC
ARK-1388V-S1A1E	Intel Core 2 Duo U7500 1.06 GHz Ultra-compact embedded box IPC

## Embedded OS

Part Number	Description
2070009541	WES2009 ARK-1388 V4.01-2 ENG
2070009542	WES2009 ARK-1388 V4.01-2 ENG/CHS/CHT/JPN

# ARK-3202V

## Mobile Intel® Atom™ N270 Fanless Solution with Dual Display and Multiple I/O



### Features

- Intel® Atom™ N270 Processor at 1.6 GHz
- Dual display and support for wide screen with high resolution
- Supports 2 GbE, 5 x USB 2.0 ports and 5 COM ports
- Optional WLAN and HSDPA modules for advanced in-vehicle solutions
- In-vehicle power design and IGN support, compliant with ISO-7637-2
- GPS on-board for in-vehicle applications
- Works with both 12 and 24-volt systems
- IP40 rating




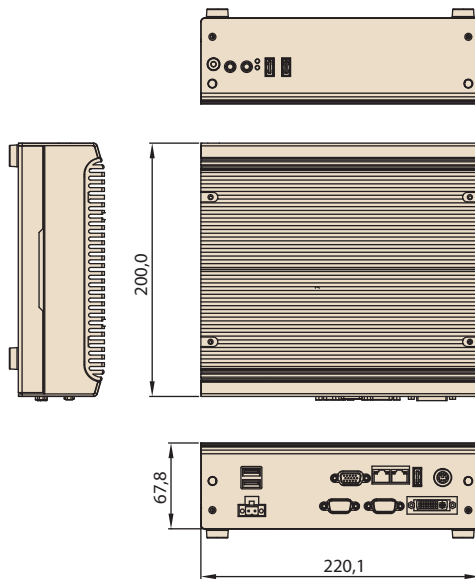
### Specifications

		ARK-3202V-S6A1E
Processor System	CPU	Intel Atom N270
	Max. speed	1.6 GHz
	System Chipset	Intel 945GSE + ICH7-M Chipset
	Front Side Bus	400/533MHz
	BIOS	Award 4 MB SPI BIOS
Memory	Technology	DDR2 400/533 MHz (945GSE)
	Max. Capacity	2 GB
	Socket	1 x 200-pin SODIMM
Graphics	Chipset	Integrated graphics built in Intel 945GSE
	Interface	CRT Interface DVI (Optional) 36-bit LVDS interface(Optional)
Ethernet	LAN 1	10/100/1000 Mbps Ethernet controller, support Wake On LAN
	LAN 2	10/100/1000 Mbps Ethernet controller, support Wake On LAN
Audio	Amplifier	2.2W amplifier
	Interface	Spkr-out, Mic-in
IO interface	Serial Interface	2 x RS-232 & 3 x RS-232/422/485 w/ Auto Flow Control
	USB Interface	5 x USB ports, Compliant with USB 2.0
Other	GPS	GPS onboard
	Watchdog timer	255-level timer interval, setup by software
Expansion	Mini PCIe	2 x Mini PCIe (with one SIM socket)
Storage	SSD	Supports CompactFlash socket for type I/II CompactFlash disk
Software Support	Microsoft Windows	XP Professional, XP Embedded
	Linux	Fedora 9.0
Power Requirement	Power Type	AT/ATX
	Power Input Voltage	9 V <sub>DC</sub> ~ 32 V <sub>DC</sub> (for In Vehicle)
	Minimum Power Input	9V-32V, 7.2A-2.0A
	Power Adapter	AC to DC, DC19 V/3.42 A, 65 W (Optional)
Power Consumption	Typical	Typical 13.3W (CPU is Intel Atom N270 1.6 GHz and w/o expansion)
	Max.	Max. 17.1W (CPU is Intel Atom N270 1.6 GHz and w/o expansion)
Mechanical	Construction	Aluminum housing
	Mounting	Desk/wall-mounting
	Dimensions (W x H x D)	220 mm x 68 mm x 200 mm (8.66" x 2.67" x 7.87")
	Weight	3 kg (6.6 lb)
Environment	Operating Temperature	With Industrial Grade CompactFlash disk: -20 ~ 60° C (-4 ~ 140° F)
	Storage Temperature	-40 ~ 85° C (-40 ~ 185° F)
	Relative Humidity	95% @ 40° C (non-condensing)
	Vibration Loading During Operation	With CompactFlash disk: 5 Grms, IEC 60068-2-64, random, 5 ~ 500 Hz, 1 Oct./min, 1 hr/axis. MIL-810 STD 514.5C-3
	Shock During Operation	With CompactFlash disk: 50 G, IEC 60068-2-27, half sine, 11 ms duration
	EMC	CE/FCC Class A, CCC, BSMI
	Safety Certifications	UL, CCC, BSMI
	In-Vehicle Certification	E-Mark E13, ISO-7637-2

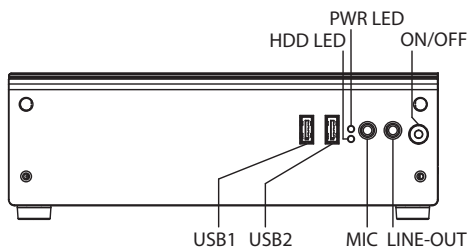


## Dimensions

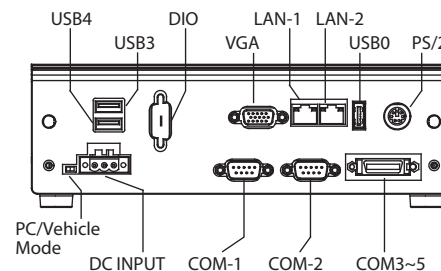
Unit: mm (inch)



### Front Panel External I/O Mechanical Layout/Drawing



### Rear Panel External I/O Mechanical Layout/Drawing



## Packing List

Part Number	Description
-	1 x ARK-3202V Unit
-	1 x Driver/Utility CD/Manual
-	1 x User Manual (Simplified Chinese)
1960014487T00C	2 x Desk/Wall mount plate
1700018432	1 x 2-pin Phoenix DC power connector
1700018308	M Cable SCSI 26P(M)/D-SUB 9P(M)X3 COM, 10CM
1750001782	1 x Antenna GPS Active 5v 38 x 40 with 5M SMA cable

## Ordering Information

Part Number	Description
ARK-3202V-S6A1E	Intel Atom N270 1.6 GHz Compact Embedded Box IPC, w/ 2 x GbE, 5 x USB 2.0, 5 x COM, 2 x Mini PCIe, GPS, VGA, Audio

## Optional Items

Part Number	Description
1757003659	AC-to-DC Adapter, DC19 V/3.42A 65W, with Phoenix Power Plug, 0 ~ 40° C for Home and Office Use
1757002682	AC-toDC adaptor DC19V/3.42A 65W, 0~40C, for Japan with PSE
1700001947	Power cable 2-pin 180 cm, USA for ARK-338X
1700001948	Power cable 2-pin 180 cm, Europe for ARK-338X
1700001949	Power cable 2-pin 180 cm, UK for ARK-338X
1700008921	Power cable 3-pin 180cm, Japan for 1757002682
1652004519	3pin terminal block for ARK-3202V DC input, use with 1757002682
1700009398	LVDS power cable for ARK-3202
AMO-HSDPA01E	3.5G HSPPA Module

## Embedded OS

Part Number	Description
2070009503	WES 2009 ENG/FR/GE/IT/SP
2070009504	WES2009 ENG/CHT/CHS/JPN
2070010050	Win CE 6.0 Pro

# ARK-VH200

## High Performance Intel® Atom™ Fanless Mobile DVR Solution

**NEW**



### Features

- Intel® Atom™ D510 processor at 1.66 GHz
- 120/100 FPS D1 resolution video recorders
- Optional add-on Mini PCIe card for wireless applications, e.g. WLAN or 3.5G module
- eSATA for large capacity external HDD
- In-vehicle power design and IGN support, compliant with ISO-7637-2
- 4 x USB 2.0 ports (2 x USB ports are lockable for secure connection)
- IP40 rating
- Compliant with EN50155 for rail transportation applications

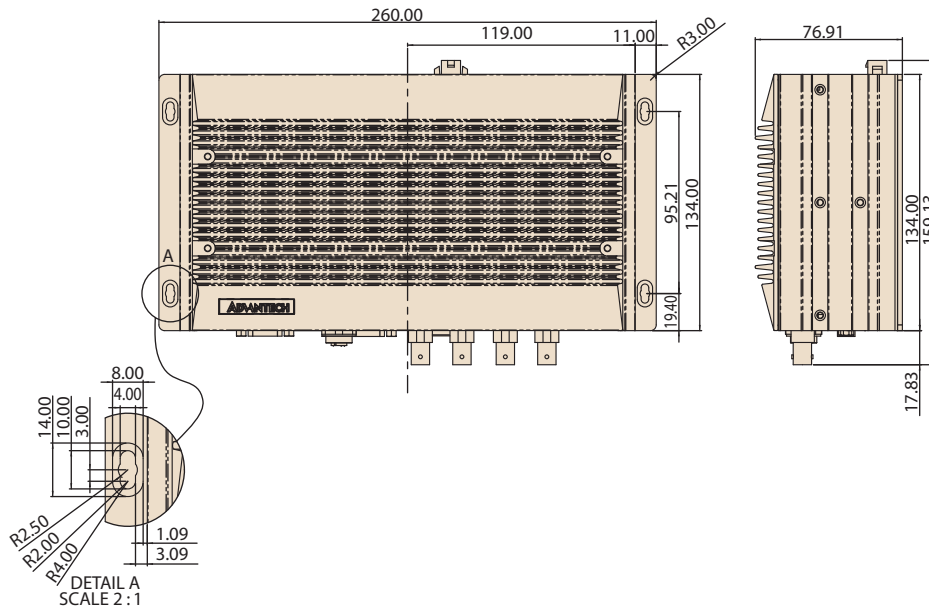


### Specifications

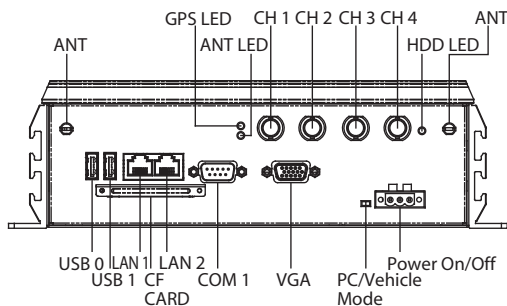
Processor System	CPU	Intel Atom Dual Core D510
	Max. speed	1.66 GHz
	System Chipset	Intel ICH8-M Chipset
	Front Side Bus	667MHz
	BIOS	AMI 16 MB SPI BIOS
Memory	Technology	DDR2 667 MHz
	Max. Capacity	2 GB
	Socket	1 x 200-pin SODIMM
Graphics	Chipset	Embedded Gen 3.5G+GFX Core, Intel Gen 3.5 DX9, MPEG2 Decode in HW
	Interface	CRT Interface 18-bit LVDS interface
Ethernet	LAN 1	10/100/1000 Mbps Ethernet controller, support Wake On LAN
	LAN 2	10/100/1000 Mbps Ethernet controller, support Wake On LAN
Audio	Interface	Line-out, Mic-in
IO interface	Serial Interface	2 x RS-232 port, 1 x RS-232/422/485 (Optional)
	USB Interface	4 x USB ports, Compliant with USB 2.0 (2 x USB ports are lockable)
Other	Digital I/O	Supports up to 4-bit DIO
	GPS	on-board GPS
	eSATA	1 x eSATA
	Watchdog timer	255-level timer interval, setup by software
Expansion	Mini PCIe	2 x Mini PCIe
	SIM Socket	1x SIM Socket
Video Recording	Video Compression	H/W H.264
	Video Input	4 x Ch Video Inputs, BNC
	Audio Input	4 x Ch Audio Inputs (Optional)
	Video Format	CIF, 2CIF, D1 (720 x 480)
	Video Frame	Total 120/100 FPS (NTSC/PAL) @ D1 resolution
	SDK Support	VC++, .NET/BCB/VB
Storage	HDD	Supports drive bay space for 1 x SATA 2.5" HDD (9.5 mm height only)
	SSD	Supports CompactFlash socket for type I/II CompactFlash disk
Software Support	Microsoft Windows	XP Professional, XP Embedded
	Linux	Fedora 9.0
Power Requirement	Power Type	AT/ATX
	Power Input Voltage	9 V <sub>DC</sub> ~ 32 V <sub>DC</sub> , minimum support
	Ignition	Support ignition function
	PIC Firmware	Battery status check, and Off-delay support
	Minimum Power Inputs	36W
	Power Adapter	AC to DC, DC19V/3.42A, 65W (Optional)
Mechanical	Construction	Aluminum housing
	Mounting	Desk/wall-mounting
	Dimensions (W x H x D)	260 mm x 77 mm x 134 mm
	Weight	3 kg (6.6 lb)
Environment	Operating Temperature	with extend temperature peripherals CompactFlash disk: -20 ~ 60° C (32 ~ 140° F)
	Storage Temperature	with extend temperature peripherals 2.5-inch hard disk 0 to 45° C (32 ~ 113° F) , with air flow -40 ~ 85° C (-40 ~ 185° F)
	Relative Humidity	95% @ 40° C (non-condensing)
	Vibration Loading During Operation	With CompactFlash disk: 5 Grms, IEC 60068-2-64, random, 5 ~ 500 Hz, 1 Oct./min, 1 hr/axis. With 2.5-inch hard disk: 1 Grms, IEC 60068-2-64, random, 5 ~ 500 Hz, 1 Oct./min, 1 hr/axis.
	Shock During Operation	With CompactFlash disk: 50 G, IEC 60068-2-27, half sine, 11 ms duration With hard disk: 20 G, IEC 60068-2-27, half sine, 11 ms duration
	EMC	CE/FCC Class A
	Safety Certifications	CE/FCC, CCC, UL/cUL
	In-Vehicle Certification	EN50155, E-Mark E13

## Dimensions

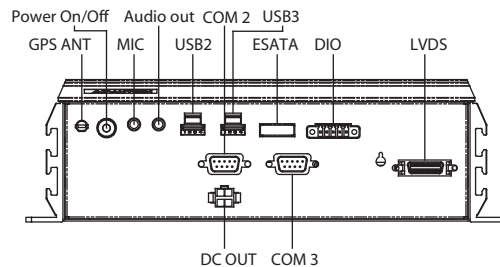
Unit: mm (inch)



### Front Panel External I/O Mechanical Layout/Drawing



### Rear Panel External I/O Mechanical Layout/Drawing



## Packing List

Part Number	Description
-	1 x ARK-VH200 Unit
-	1 x Driver/Utility CD/Manual
-	1 x User Manual (Simplified Chinese)
1652004519	1 x 3-pole Phoenix Power BLOCK 5.0mm
1750001782	1 x GPS antenna Active with 5M SMA cable

## Ordering Information

Part Number	Description
ARK-VH200A-D5A1E	Intel Atom D510 1.6 GHz Compact Embedded Box IPC, w/ 2 x GbE, 4 x USB 2.0, 3 x COM, 2 x Mini PCIe, GPS, 4 x BNC, 4 x GPIO, Audio

## Optional Items

Part Number	Description
1757002682	AC-to-DC Adapter DC19 V/3.42 A 65 W, 0 ~ 40°C for Home and Office Use
1700001524	Power Cable 3-pin 180 cm, USA Type
170203183C	Power Cable 3-pin 180 cm, Europe Type
170203180A	Power Cable 3-pin 180 cm, UK Type
1700008921	Power Cable 3-pin 180 cm, PSE Mark
AMK-C001E	In-vehicle Cradle, SAE J1445 Standard
AM0-HSDPA01E	3.5G Sierra MC8790 Module

## Embedded OS

Part Number	Description
2070009844	XPE WES 2009 V4.0 ENG
2070009845	XPE WES 2009 V 4.0 MUI 24

# ARK-DS303

## Value Digital Signage Platform

**NEW**



### Features

- Intel® Atom™ processor N270 1.6 GHz and System Controller Hub 945GSE
- Supports HD up to 720P; optional support up to 1080P with add-on HD decoding module
- Dual display of HDMI and VGA
- Built-in Mini PCIe slot for easy expansion e.g. WiFi
- Supports 4 x USB 2.0 (Internal 2 x USB 2.0), 1 x COM
- Supports VESA mounting



Tested by the following software partners:

**signagelive**  
 ●●● delivering media to your screens

### Specifications

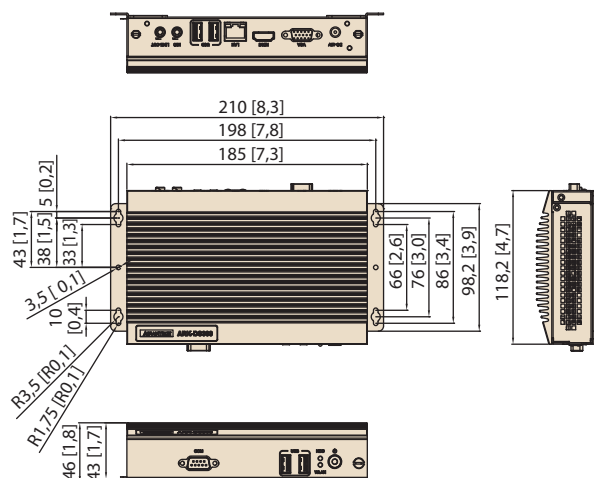
Processor System	CPU	Intel Atom N270 1.6GHz
	System Chipset	Intel 945GSE + ICH7M
	L2 Cache	512 KB
	BIOS	Award 4 MB Flash BIOS
	Front Side Bus	533 MHz
Memory	Technology	1 x DDR2 200 pin 400/533 SO-DIMM
	Max. Capacity	Default 1GB, max. up to 2GB
Graphics	Chipset	Intel 945GSE chipset
	Memory Size	Shared system memory up to 224MB
	Resolution (Chipset support)	CRT Up to 2048 x 1536, HDMI up to 1080P(Max Resolution)
	Output	HDMI x 1, VGA x 1
	Dual display	Yes
Storage	Video format	H.264,VC1, MPEG2, DivX version 3.11 and later, MPEG4 Part 2 SP & ASP *depends on support SPEC of player
	SATA	Default 2.5" SATA HDD, 160GB (9.5 mm height only)
	CF	CompactFlash socket for type I/II
Ethernet	Interface	Gigabit LAN Controller
	Controller	Realtek RTL8111D
	Connector	1 x RJ-45
IO Interface	HDMI	1
	VGA	1 (D-sub 15-pin)
	LAN	1 (RJ-45)
	USB	4 (USB 2.0 compliant)
	Audio	2 audio phone jacks for Line-out, Mic-in
	Serial	1 x COM (RS-232)
	Mini-PCIe (Internal)	1 (for optional expansion modules)
	Power input	1 DC jack
Power Requirement	Management	ACPI 2.0
	Power Consumption Input Voltage	Typical: 8 W (CPU is Intel Atom Processor N270 1.6 GHz and w/o expansion) Max.: 11 W (CPU is Intel Atom Processor N270 1.6 GHz and w/o expansion)
	Input Voltage	12V DC-in (ATX/AT mode)
	Other	Supports Boot on Power back and schedule boot up function
Watchdog Timer	Output	Interrupt, system reset
	Interval	255-level timer interval, setup by software
Physical Characteristics	Mounting	Easy mounting kits for LCD or Plasma
	Dimensions (W x H x D)	185x 118.2x 43 mm
	Weight	1.2 kg
Environment	Temperature	0 ~ 40° C (32 ~ 104° F), operating; -20 ~ 70° C (-4 ~ 158° F), storage
	Relative Humidity	95% @ 40° C (non-condensing), Operating (For ARK-DS303B/ ARK-DS303F)
	Vibration Resistance	0.5Gms, IEC 60068-2-64, Random 5-500Hz, 1hr/axis
Software Development Kit	Operating System	Supports Microsoft Windows 7, XP with SP3, XP Embedded
	Linux	Linux Fedora 9.0
Certification	Electromagnetic	CE, FCC
	Safety	UL, CB, CCC, BSMI

\* The playback is supported by the software not provided by Advantech

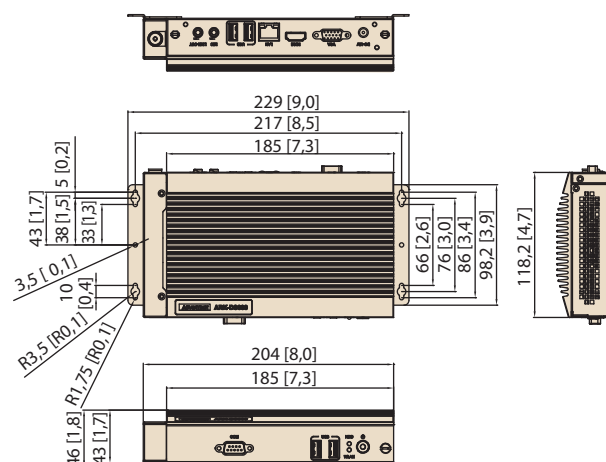
## Dimensions

Unit: mm (inch)

### Standard Module



### With Add-on TV tuner Module



## Packing List

Part Number	Description
-	1 x ARK-DS303 Unit
-	1 x Driver/Utility CD/Manual
-	1 x User Manual (Simplified Chinese)
-	1 x Power adapter AC 90-264V, 36W
-	1 x China RoHS
-	1 x Mounting plate set

## Ordering Information

Part Number	Description
ARK-DS303B-S6A2E	ARK-DS303 A2 Barebone, N270 w/o HDD, RAM
ARK-DS303F-S6A2E	ARK-DS303 A2, N270 w/ 160G HDD, 1G RAM
ARK-DS303P-S6A2E	ARKDS303 A2, N270 w/ 160G HDD, 1G RAM, HD decoder (1080P)

## Power Cord & Specific Power Adaptor

Part Number	Description
1700001524	3-pin power cord (US)
170203183C	3-pin power cord (EU)
170203180A	3-pin power cord (UK)
1700008921	3-pin power cord with PSE (Japan)

## Embedded S/W

Part Number	Description
2070009887	XPE WES2009 ARK-DS303 V4.0 ENG
2070009885	Win7 Embedded, WES7E ARK-DS303 V5.0 ENG
2070007911	XPE WES2007 ARK-DS303 Multi-24
2070010109	XPE WES2009 ARK-DS303P SignageLive v1.0 (20101103)

## Installation Illustration



ARK-DS303 with standard mounting bracket



ARK-DS303 with WLAN module

## Accessories

Part Number	Description
AMO-WIFI01E	WIFI 802.11 b/g/n mini PCIe module (w/ antenna)
AMO-WIFI02E	ARK-DS303 802.11 b/g USB WLAN module
AMO-HSDPA01E	HSDPA mini PCIe module (w/ antenna)
AMK-V001E	ARK-DS303 VESA mount kit
AMK-V002E	ARK-DS303 VESA mount kit for ARM

\* ARK-DS303 only has one Mini PCIe slot; the miniCard type of the accessories only applies to ARK-DS303F and ARK-DS303B, the MiniPCIe slot on ARK-DS303P is occupied.

# ARK-DS350(AM3)

## High Performance Graphics Digital Signage Platform

**NEW**



### Features

- AMD RS780E+ SB710 platform with selection of value and high-end AMD CPU, up to Full HD (1080P)
- Integrated ATI Radeon™ HD 3200 chip provides excellent graphics and DirectX® 10 high definition hardware video decode
- 128 MB of dedicated DDR3 video memory on board
- Two HDMI (1 x full-function; 1 x video only) and 1 VGA, supports dual displays
- Built-in Mini PCIe slot for easy expansion e.g. WiFi, TV-tuner
- Maximum 8 x USB 2.0 (External 4 +Internal 4), 2 x COM (Internal 1 x COM)



Tested by the following software partners:



### Specifications

Processor System	CPU	AMD CPU Athlon II XL V66C 2.8Ghz or Sempron single core equipped	
	System Chipset	AMD 780E + SB710	
	L2 Cache	2 MB (depends on CPU Type)	
	BIOS	AMI 8 MB SPI BIOS	
	Front Side Bus	HT3.0	
Memory	Technology	2 x DDR3 204 pin SO-DIMM	
	Max. Capacity	Default 2GB, max. up to 4GB	
Display	Chipset	AMD 780E, integrated ATI Radeon HD 3200 graphics	
	Memory Size	Shared system memory up to 512 MB, built in DDR3 128MB side port memory	
	Resolution(Chipset support)	CRT	2048x1536 @85 for 4:3 format (Max Resolution) 2560x1440 @75 for 16:9 format (Max Resolution) 2456x1536 @60 for 4:3 format (Max Resolution)
			HDMI up to 1080P (Max Resolution)
		Output	HDMI x 2, VGA x 1
Dual display	Any 2 display outputs simultaneous		
Video format	UVD 2.01, HD codecs MPEG-2, H.264/AVC, MPEG-4 and VC-1		
Storage	SATA	Default 2.5" SATA HDD, 160GB (9.5 mm height only)	
	CF	CompactFlash socket for type I/II	
Ethernet	Interface	Gigabit LAN Controller	
	Controller	Realtek RTL8111D	
IO Interface	Connector	2 x RJ-45	
	HDMI	2 HDMI 1.3a (HDMI 1 audio output is through SPDIF port)	
	VGA	1 (D-sub 15-pin)	
	LAN	2 (RJ-45)	
	USB	4 (USB 2.0 compliant)	
	Audio	1 audio connector with Line-out, Mic-in, Line-in phone jacks	
	Serial	1 x COM (RS-232)	
	Mini-PCle (Internal)	1 (for optional expansion modules)	
	Power input	1 DC jack	
Power lock switch	1		
Power Requirement	Management	ACPI 2.0	
	Power Consumption Input Voltage	Typical: 28 W (CPU is AMD Athlon II XL V66C 2.8 Ghz and w/o expansion) Max.: 49 W (CPU is AMD Athlon II XL V66C 2.8 Ghz and w/o expansion)	
	Input Voltage	19V DC-in (ATX mode)	
Watchdog Timer	Other	Supports Boot on Power back and schedule boot up function	
	Output	Interrupt, system reset	
Physical Characteristics	Interval	255-level timer interval, setup by software	
	Mounting	Easy mounting kits for LCD or Plasma	
	Dimensions (W x H x D)	250 x 60 x 195 mm	
Environment	Weight	2.0 kg	
	Temperature	0 - 40° C (32 - 104° F), operating -20 - 70° C (-4 - 158° F), storage	
	Relative Humidity	95% @ 40° C (non-condensing), Operating	
	Vibration Resistance	0.5Gms, IEC 60068-2-64, Random 5-500Hz, 1hr/axis	
Software Development Kit	Operating System	Supports Microsoft Windows 7, XP with SP3, XP Embedded	
	EWf & WDT SDK	EWf and WDT library for signage stability design in XPE	
	Linux	Linux Fedora 14	
Certification	Electromagnetic	CE, FCC	
	Safety	UL, CB, CCC, BSMI	

\*Playback is supported by software not provided by Advantech

**ADVANTECH**

**Embedded Signage Box**

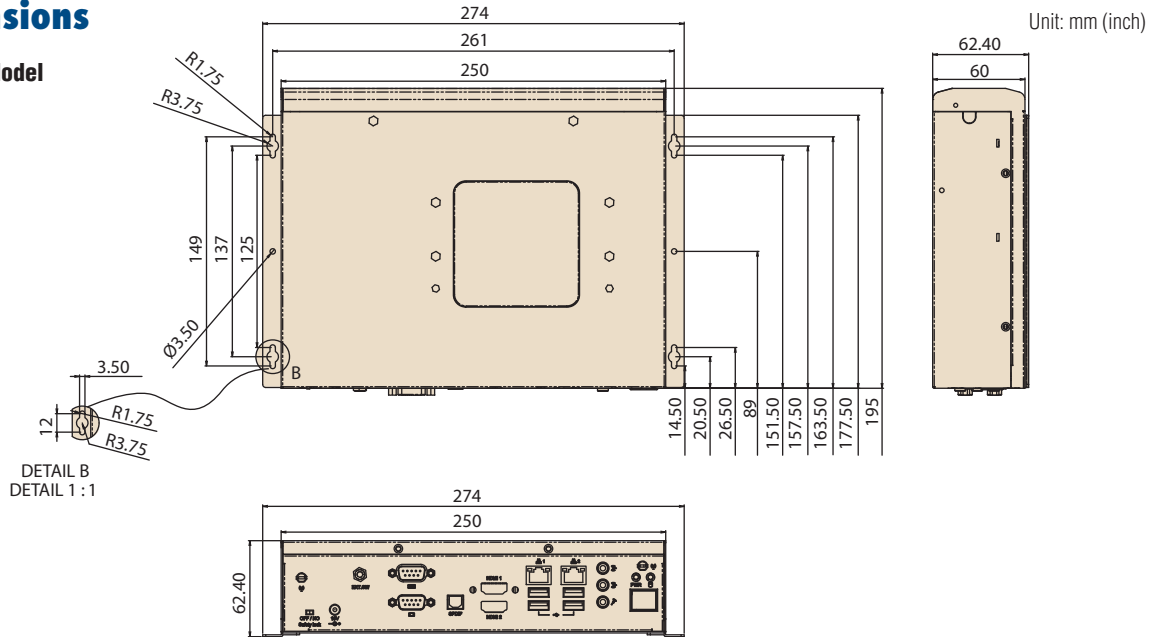
All product specifications are subject to change without notice

Last updated : 25-Apr-2011

# ARK-DS350(AM3)

## Dimensions

### Regular Model



## Packing List

Part Number	Description
-	1 x ARK-DS350 Unit
-	1 x Driver/Utility CD/Manual
-	1 x User Manual (Simplified Chinese)
-	1 x China RoHS
-	1 x Adapter AC 100-240V 90W/19V PFC
-	1 x Mounting plate set

## Embedded S/W

Part Number	Description
2070009891	XPE Image WES2009 ARK-DS350 B1 V4.0 ENG
2070010168	XPE WES2009 ARK-DS350 B1 V4.0 24MUI
2070009886	Win7 Embedded WES7E, ARK-DS350 V5.0 ENG

## Ordering Information

Part Number	Description
ARK-DS350-U8B1E	ARK-DS350, AMD Athlon™ II XL V66C, VGA+ 2 HDMI, 2 GbE, 8 USB, 2 COM, Audio w/ 2 GB RAM+ 160G HDD
ARK-DS350-U7B1E	ARK-DS350, AMD Sempron™ 140E, VGA+ 2 HDMI, 2 GbE, 8 USB, 2 COM, Audio w/ 2 GB RAM+ 160G HDD
ARK-DS350-00B1E	ARK-DS350, barebone AMD 780E digital signage PC

## Peripherals for Configuration

Component	Part Number	Description
CPU	96MPAA-2.8G-2MAM3T	AMD ATHLON II XL V66C 2.8GHZ
	96MPAMS-27P-1MAM3	AMD SEMPRON 140E 2.7GHZ
RAM	96SD3-2G1066NN-AP	2G SO-DDR3-1066 204PIN 128X8 ELP(G)
	96SD3-4G1066NN-TR	4G SO-DDR3-1066 204PIN 256X8 HYY(G)
	96SD3I-1G1333NN-AP	1G SO-DDR3-1333 204P 128X8 I-GRD MIC(G)
	96SD3I-2G1333NN-AP	2G SO-DDR3-1333 204P 128X8 I-GRD MIC(G)

## Power Cord & Specific Power Adaptor

Part Number	Description
1700001524	3-pin power cord (US)
170203183C	3-pin power cord (EU)
170203180A	3-pin power cord (UK)
1700008921	3-pin power cord (PSE for Japan)

## Accessories

Part Number	Description
AMO-WIFI01E	WIFI 802.11 b/g/n Mini PCIe module(w/ antenna)
AMO-HTD01E	ARK DVB-T Hybrid TV Module (USB)

## SUSI API functions



\*Fan Speed Control in HW monitor is not supported, please follow system default setting.

# ARK-DS520

## Advanced (ION2 based) Graphics Digital Signage Platform

**NEW**



### Features

- Integrated NVIDIA GT218 (ION2) graphic module for Full HD playback
- Rich video I/O combination supports dual display (eg: 2 x VGA, VGA + HDMI, HDMI + DVI)
- Embedded Intel® Atom™ D525 dual-core (fan) or Intel® Atom™ N455 single-core process (fanless)
- Compact, low-profile design for easy installation
- Highly expandable via internal Mini PCIe interface (eg: WLAN, 3G or TV tuner)
- RS-232 and DIO ports convenient for system integration and applications
- Consumer Electronic Control (CEC) implemented on HDMI (\*1)



### Introduction

With an Intel Atom D525 dual-core/ N455 single-core dual-core and NVIDIA GT218 graphic module (also known as ION2 technology), the Advantech ARK-DS520 can perform full HD video hardware decoding and playback; it is an ideal platform not only for digital signage, but also for self-service kiosks and any other graphics-centric applications. ARK-DS520 has a rich combination of video output interfaces (eg: VGA x 2, DVI-D, and HDMI) to provide dual display output simultaneously. For better connectivity, the ARK-DS520 supports two full size mini card slots for add-on functions such as wireless network and TV tuner cards to fulfill different requirements.

### Specifications

Processor System	CPU	Intel Atom D525 1.8 GHz, Intel Atom N455 1.66 GHz
	System Chipset	Intel Atom D525/N455 + ICH8M
	L2 Cache	1 MB/512 KB (Depends on CPU Type)
	BIOS	AMI 16 MB SPI BIOS
	Front Side Bus	800 MHz/667 MHz
Memory	Technology	2 x DDR3 204-pin DIMM
	Max. Capacity	Max. up to 4GB (w/ D525); or 2GB (w/ N455)
Display	Chipset	NVIDIA GT218
	Memory Size	Independent display memory 512 MB
	Resolution (Chipset support)	VGA: up to 2048 x 1536 at 60 Hz; DVI-D: single link 1920 x 1200 at 60 Hz; HDMI: Up to 1080P
	Output	HDMI x 1, DVI-D x 1, VGA x 2
	Dual Display	Any 2 display outputs simultaneously
Storage	Video Format	Blu-ray, MPEG2, MPEG4 Part 2 Advanced Simple Profile, H.264, VC1, DivX version 3.11 and later (*2)
	SATA	2.5" SATA HDD (9.5 mm height only)
Ethernet	CF	CompactFlash socket for type I/II
	Interface	Gigabit LAN Controller
	Controller	Intel 82567V for LAN 1, Realtek RTL8111D-GR for LAN2
I/O Interface	Connector	2 x RJ-45
	HDMI	1
	DVI-D	1
	VGA	2 (D-sub 15-pin)
	LAN	2 (RJ-45)
	USB	4 (USB 2.0 compliant)
	Audio	2 audio phone jacks for Line-out, Mic-in (support retasking function)
	Serial	2 x COM (RS-232)
	Digital I/O	1 DB9 (Female type)
	Mini-PCIe (Internal)	2 (for optional expansion modules)
	Power input	1 DC jack
Power Requirement	Management	ACPI 2.0
	Power Consumption	Average 18W, Maximum 30W
	Input Voltage	12 V DC-in (ATX/AT mode)
	Other	Supports Boot on Power Back and Scheduled Boot Up functions
Watchdog Timer	Output	Interrupt, system reset
	Interval	255-level timer interval, setup by software
Physical Characteristics	Mounting	Desktop/ Wall Mount
	Dimensions (W x H x D)	220 x 44.2 x 150 mm
	Weight	1.7 kg (3.74 lb)
Environment	Temperature	0 ~ 40° C (32 ~ 104° F), operating -20 ~ 70° C (-4 ~ 158° F), storage
	Relative Humidity	95% @ 40° C (non-condensing), operating
	Vibration Resistance	TBD
Software Development Kit	Operating System	Supports Microsoft Windows 7, XP with SP3, XP Embedded, Linux
	EWf & WDT SDK	EWf and WDT library for signage stability design in XPE
	Linux	Linux Fedora 14
Certification	Electromagnetic	CE, FCC
	Safety	CCC, BSMI

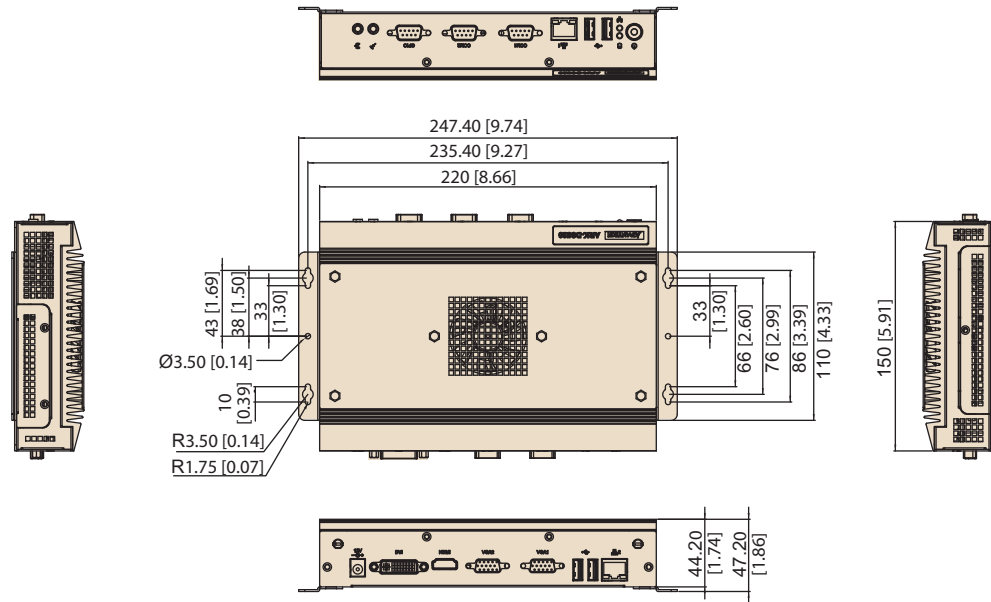
\*1: CEC pin define reserved in HDMI, need software to enable it

\*2: The playback media format is supported by the player software, not provided by Advantech hardware



## Dimensions

Unit: mm (inch)



## ARK-DS520 External I/O



Front



Rear

## Fanless Option with Intel Atom N455 Single-core CPU



## Packing List

Part Number	Description
-	1 x ARK-DS520 Unit
-	1 x Driver/Utility CD/Manual
-	1 x User Manual (Simplified Chinese)
-	1 x China RoHS
-	1 x Adapter AC 100-240V
-	1 x Mounting plate set

## Accessories

Part Number	Description
AMO-WIFI01E	WIFI 802.11 b/g/n mini PCIe module (w/ antenna)
AMO-HSDPA01E	HSDPA Mini PCIe module (w/ antenna)

## Power Cord & Specific Power Adaptor

Part Number	Description
1702002600	3-pin power cord (US)
1700018705	3-pin power cord (EU)
1702031801	3-pin power cord (UK)
1702031836	3-pin power cord (AU)
1700000237	3-pin power cord (JP)

## Ordering Information

Part Number	Description
ARK-DS520F-D6A1E	ARK-DS520, Atom D525, dual display, 2 GbE, 4 USB, 2 COM, DIO, Audio w/ 2 GB RAM + 160G HDD (Fan-based)
ARK-DS520F-N5A1E	ARK-DS520, Atom N455, dual display, 2 GbE, 4 USB, 2 COM, DIO, Audio w/ 2 GB RAM + 160G HDD (Fanless)
ARK-DS520B-D6A1E	ARK-DS520, Atom D525 barebone (Fan-based)
ARK-DS520B-N5A1E	ARK-DS520, Atom N455 barebone (Fanless)

# ARK-DS220

## OPS ION2-based Digital Signage Platform

Preliminary



### Features

- Integrated NVIDIA GT218 (ION2) graphic module for Full HD playback
- Designed compliant with OPS (Open Pluggable Standard)
- Embedded Intel® Atom™ D525 dual-core (fan-based) or Intel® Atom™ N455 single-core processor (fanless)
- Supports HDMI, DP, UART, and USB2.0 via JAE 80-pin connector
- Slot-in integration, easy maintenance

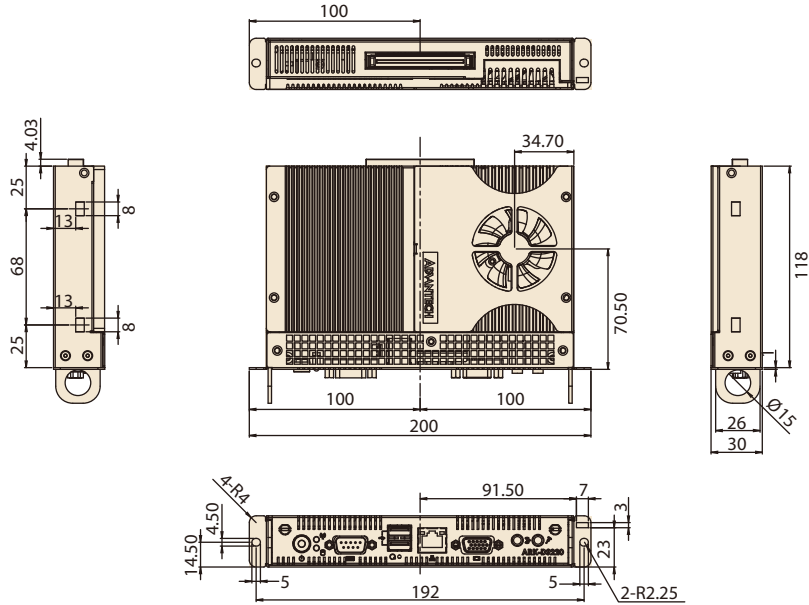


### Specifications

Processor System	CPU	Intel Atom D525 1.8 GHz, Intel Atom N455 1.66 GHz
	System Chipset	Intel Atom D525/N455 + ICH8M
	L2 Cache	1 MB/512 KB (Depends on CPU Type)
	BIOS	AMI 16 MB SPI BIOS
	Front Side Bus	800 MHz/667 MHz
Memory	Technology	1 x DDR3 204-pin DIMM
	Max. Capacity	Max. up to 4GB (w/ D525); or 2GB (w/ N455)
Display	Chipset	NVIDIA GT218
	Memory Size	Independent display memory 512 MB
	Resolution (Chipset support)	HDMI/DP: up to 1920 x 1080 (via OPS interconnection)
	Output	VGA x 1
Storage	SATA	2.5" SATA HDD and SSD
Ethernet	Interface	Gigabit LAN Controller
	Controller	Intel 82567V for LAN
	Connector	1 x RJ-45
I/O Interface	HDMI	1 (via OPS interconnection)
	Display Port	1 (via OPS interconnection)
	VGA	1 (D-sub 15-pin)
	LAN	1 (RJ-45)
	USB	2 (USB 2.0 compliant)
	Audio	2 audio phone jacks for Mic-in, Line-out
	Serial	1 x COM (RS-232)
	Mini-PCle (Internal)	1
Power Requirement	Management	ACPI 2.0
	Power Consumption Input	Average 18W, Maximum 30W
	Voltage	12 V ~ 19 V DC-in (via OPS interconnection)
Watchdog Timer	Output	Interrupt, system reset
	Interval	255-level timer interval, setup by software
Physical Characteristics	Dimensions (W x H x D)	200 x 118 x 30 mm (OPS compliant)
	Weight	1.5 kg (3.3lb)
Environment	Temperature	0 ~ 40 °C (operating) Extended temp support available via SSD
	Relative Humidity	95% @ 40° C (non-condensing), operating
	Vibration Resistance	TBD
Software Development Kit	Operating System	Supports Microsoft Windows 7, XP with SP3, XP Embedded, Linux
	EWF & WDT SDK	EWF and WDT library for signage stability design in XPE
	Linux	Linux Fedora 14
Certification	Electromagnetic	CE, FCC
	Safety	CCC, BSMI

**Dimensions**


Unit: mm (inch)



**Intel Atom D525 dual-core process (fan-based)**


**Ordering Information**

**Front**



Part Number	Description
ARK-DS220F-D6A1E	ARK-DS220, D525+GT218,2G RAM,160G HDD (Fan-based)
ARK-DS220F-N5A1E	ARK-DS220, N455+GT218,2G RAM,160G HDD (Fanless)
ARK-DS220B-D6A1E	ARK-DS220, D525+GT218 (barebone kits)
ARK-DS220B-N5A1E	ARK-DS220,N455+GT218 (barebone kits)

**Rear**



**Fanless Option with Intel Atom N455 Single-core CPU**



# ITM-5115

## 15" XGA Industrial LED Monitor with Fully Flat Resistive Touchscreen

**NEW**



### Features

- 15" XGA LED backlight panel provides 20 ~ 30% power savings
- -20° C ~ +60° C wide range operating temperature
- Easy-clean 5-wire resistive touch plane
- Peripheral connectors in frame rail design
- Simple, elegant design with IP54 front panel protection
- VGA & DVI input interface
- Supports panel, wall, desktop, and swing-arm VESA mounting
- Combo RS-232 & USB interface for touchscreen function
- Optional ARK-1500-series Box PC in rear AD box for all-in-one, total solution



### Introduction

ITM-5115 is a 15" LED TFT-LCD touchscreen monitor specifically designed for industrial applications. It's a stable, rugged display with VGA & DVI outputs. The simple, yet elegant flat plane design provides for easy cleaning, and the Box PC-plus-monitor option offers added flexibility.

### Specifications

Display	Size	15" LED backlight panel	
	Resolution	1024 x 768 (XGA)	
	Viewing Angle	80°/80°/80°/60°	
	Brightness	400 (cd/m <sup>2</sup> )	
	Color Support	16.2M / 262K colors	
	Contrast Ratio	700	
	Response Time	8 [msec]	
	Lamp Life (hrs)	50,000 hrs	
Touchscreen	T/S Type	5-Wire Resistive Touch Window	
	Surface Hardness	3H	
	Durability	Silicone rubber finger touching 2 times per second, 250 g per touch. Durability: 36 million touches	
Environment	Operating Temperature	-20 ~ 60° C (-4 ~ 140° F)	
	Storage Temperature	-30 ~ 70° C (-22 ~ 158° F)	
	Humidity	5 ~ 95% @ 40° C, non-condensing	
	Shock	10G peak acceleration (11 ms duration)	
	Front panel	IP54	
System	IO	M series	VGA x 1; DVI-D x 1; 12 DC Jack x 1; USB x1; RS-232 x 1 (USB & RS-232 are reserved for the connection to PC usage only)
		L series	I-Panel link x 1; USB x 1; RS-232 x 1; 12 VDC Jack x 1 (USB & RS-232 are reserved for the connection to PC usage only)
		C series	USB x 4, GbE x 2, RS-232 x 3, VGA x 1, CF card slot x 1, 12-24 V <sub>DC</sub> Jack x 1, Audio line-out x 1
		P series	USB x 2, GbE x 2, RS-232 x1, VGA x 1, CF card slot x 1, 12 V <sub>DC</sub> Jack x 1
	OSD	M series	Keys: Menu, Up, Down, Enter, Monitor Power on/off Menu Functions: Brightness, Volume, Contrast, Clock Phase, Horizontal Position, Vertical Position, Sharpness
		L series	Keys: Brightness Up, Brightness Down, Monitor Power on/off, PC Power on/off
	Power	60 W power adapter, with AC 100 ~ 240 V input and DC +12 V @ 5 A output	
EMC Compliance	CE/FCC/CCC/BSMI		
Safety	CB/UL/CCC/BSMI		

#### M/L Series



#### P Series



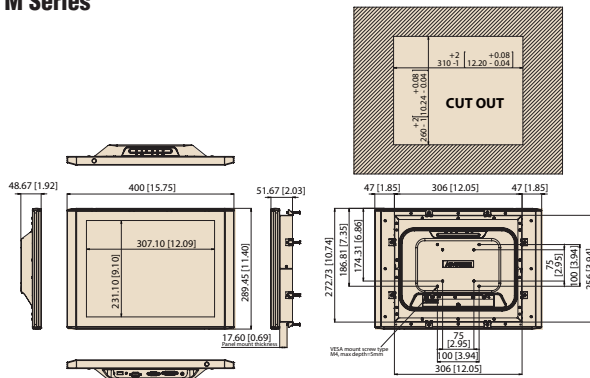
#### C Series



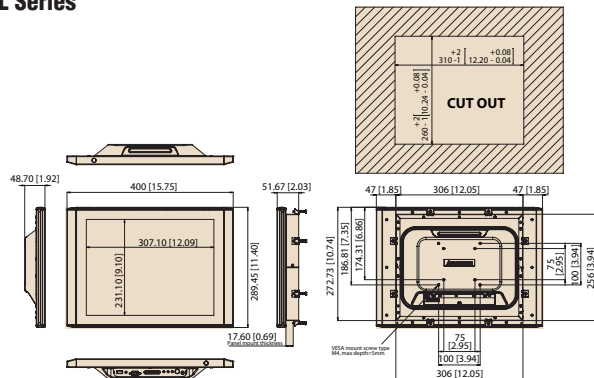
## Dimensions

Unit: mm (inch)

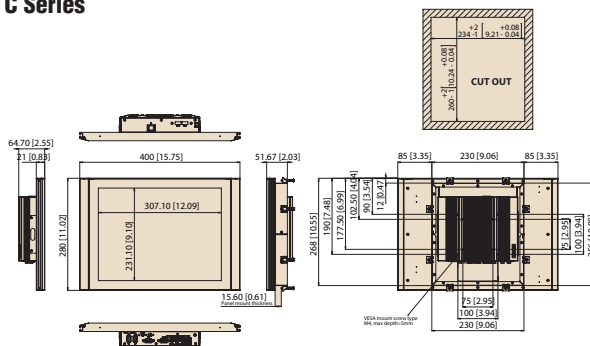
### M Series



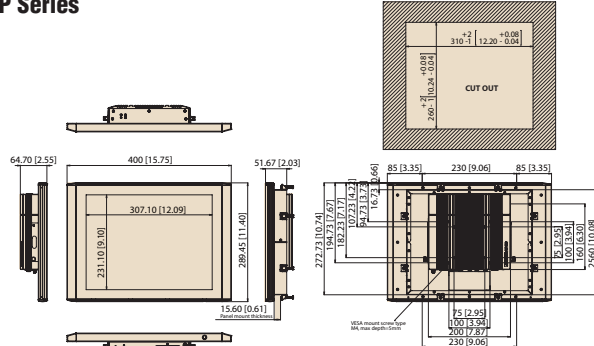
### L Series



### C Series



### P Series



## Packing List

Part Number	Description
1757003062	ADAPTER AC100-240V 60W +12V/5A DPS-60PB A
1700002215	*1 x USB-A(M)/USB-A(M) 180CM
1962055040	8 x Panel-Mount clammer
1930002205	8 x Screw of panel-mount clammer M4_30L
1700151801	*1 x VGA cable 15P(M) 1.8 meter
1700000243	*1 x DVI cable 2.0 meter
1700019110	*1 x i-Panel Link Cable 3.0 meter
-	1 x Cable clamp
-	1 x CD-ROM for ITM Series

\*i-Panel Link cable is only included in ITM-5115R L series.

\*VGA/DVI/USB cables are only included in ITM-5115R M series

## Optional Items

Part Number	Description
1702002600	Power Cord 3P (USA)
1700000596	Power Cord 3P (China)
1700018705	Power Cord 3P (EU)
TBA	Stand Kit

## Ordering Information

Model Name	Description
ITM-5115R-MA1E	15" XGA LED Fully Flat Touch Monitor
ITM-5115G-MA1E	15" XGA LED Industrial Monitor (w/o touch screen)
ITM-5115R-PA1E	15" XGA LED Touch Monitor with ARK-1503
ITM-5115R-LA1E	15" XGA LED Touch Monitor connected with 36-pin LVDS cable (3M) to ARK-1503
ITM-5115R-CA1E	15" Industrial Touch Computer with Intel® Atom™ D510 Dual Core 1.66 GHz Processor

# Simplified Application Integration

*More Flexibility, Better Stability*



## ADVANTECH

*Enabling an Intelligent Planet*

### Innovative Embedded IPC and Display Integration

Advantech provides innovative, pluggable and extendable designs that integrate embedded IPCs and displays. ARK-1503 fanless embedded IPC features an integrated touch panel display interface. One of two touch panel connecting options can be selected depending on the particular application: an I-Panel link, or a golden finger. The I-Panel link only requires a single cable to support a touch panel with power, video, audio, and touch info. The 164-pin golden finger supports an ITM touch panel via direct golden-finger docking, with no cable at all. All new design technologies simplify your application integration with trouble-free solutions.



#### **ARK-1503**

- Intel® Atom™ D525/D425 Fanless Embedded IPC with Integrated Display Interface
- Supports Integrated LVDS Interface, with LVDS / 2\*USB / RS-232 Signal



#### **ITM-5115**

- 15" XGA Industrial LED Monitor with Fully Flat Resistive Touchscreen
- -20° C ~ +60° C Wide-range Operating Temperature



#### **I-Panel Link Interface**

- One 36-pin I-Panel Link Cable Integrated with Touchscreen, Power, Backlight and LVDS



#### **Golden Finger Interface**

- 164-pin Golden Finger Docking Connector Plug-in Design for Easy Installation & Maintenance

## Pre-configured Systems

<b>Selection Guide</b>		<b>3-2</b>
<b>Mini-ITX Systems</b>		
<b>ARK-6622-6M01</b>	Compact Intel Core i7/i5/Celeron Mini-ITX System with Front Accessible I/O	<b>3-8</b>
<b>Wallmount Systems</b>		
<b>SYS-4W5122-7U01</b>	Intel Core i7/i5/i3 MicroATX System with PS/2 Power Supply	<b>3-10</b>
<b>SYS-5W6025-4S01</b>	Intel Core2 Quad Processor SBC System with 5-slot Expansion	<b>3-12</b>
<b>SYS-6W3026-6H01</b>	Intel Atom N450 6-slot PCI Half-size SBC with Onboard DDR2/VGA/LVDS	<b>3-14</b>
<b>SYS-6W6606-4S01</b>	6-slot Intel Core 2 Duo PICMG 1.0 SBC System	<b>3-16</b>
<b>SYS-6W6608-4S03</b>	8-slot Intel Core2 Quad PICMG 1.0 SBC System	<b>3-18</b>
<b>SYS-7W7220-7A01</b>	Intel Core i7/i5/i3 ATX Desktop/Wallmount System	<b>3-20</b>
<b>1U Rackmount Systems</b>		
<b>SYS-1U1320-4A01</b>	1U Intel Core2 Quad ATX / PICMG 1.0 System with Dual SATA/SAS HDD Trays	<b>3-22</b>
<b>SYS-1U1320-4S01</b>		
<b>2U Rackmount Systems</b>		
<b>SYS-2U2000-7S01</b>	Intel Core i7/i5/i3 & Core2 Quad 2U SBC System with Four PCI Slots	<b>3-24</b>
<b>SYS-2U2000-4S03</b>		
<b>SYS-2U2010-4A01</b>	2U Intel Core2 Quad ATX System with Low-Profile Rear Bracket Option	<b>3-26</b>
<b>SYS-2U2320-8A01</b>	2U Intel Core i7/i5/i3 LGA1155 ATX System with Dual Mobile SATA/SAS HDD Trays	<b>3-28</b>
<b>4U Rackmount Systems</b>		
<b>SYS-4U4000-7A01</b>	4U Intel Core i7/i5/i3 ATX/SBC System with Visual & Audible Alarm Notification	<b>3-30</b>
<b>SYS-4U4000-7S01</b>		
<b>SYS-4U4320-8A01</b>	4U Intel Core i7/i5/i3 LGA1155 ATX/SBC System with Dual SATA/SAS HDD Trays	<b>3-32</b>
<b>SYS-4U4320-8S01</b>		
<b>SYS-4U619-4A01</b>	Compact 4U Intel Core2 Quad Rackmount System for Motherboard and Full-size SBC	<b>3-34</b>
<b>SYS-4U619-4S01</b>		

To view all of Advantech's Pre-configured Systems, please visit [www.advantech.com/products](http://www.advantech.com/products).



# Pre-configured Systems



## Selection Guide

Model Name		ARK-6622-6M01	SYS-4W5122-7U01	SYS-5W6025-4S01
Form Factor		Embedded	Wallmount / Desktop	Wallmount / Desktop
Processor System	Chipset	Intel QM57	Intel Q57	Intel Q35 ICH9DO
	CPU	Intel Core i7/i5/Celeron Max. 2.6 GHz	Intel Core i7/i5/i3/Pentiums	Intel Core 2 Quad Max. 3.0 GHz
	L2 Cache	4 MB	8 MB	6 MB
	Front Side Bus	-	-	800/1066/1333 MHz
	Memory	DDR3 800/1066 MHz	DDR3 800/1066/1333 MHz	DDR2 667/800 MHz
Graphics	Controller	Intel GFX	-	Intel GMA3100 integrated
	VRAM	-	-	Shared system memory max. 384 MB
Expansion Slot	PCIe x16	1	1	1
	PCIe x1	-	-	-
	PCI	-	2	2
	PICMG/PCI	-	-	-
	PICMG	-	-	-
	ISA	-	-	-
Storage	Optical Drive (supported)	-	Slim DVD-ROM / CD-RW / CD-ROM	-
	HDD (supported)	SATA	SATA	SATA
Drive Bay	Slim ODD Bay	-	-	-
	5.25" (front-accessible)	-	-	-
	3.5" (front-accessible)	-	1	1
	3.5" (internal)	-	1	1
	2.5" (front-accessible)	-	-	-
	CompactFlash (supported)	-	-	-
Ethernet	Interface	10/100/1000 Mbps Gigabit Ethernet	10/100/1000 Mbps Gigabit Ethernet	10/100/1000 Mbps Gigabit Ethernet
	Controller	Intel 82577LM, Intel 82583V	Intel 82578DM, 82583V	Intel 82566DM Intel 82573V
Front I/O Interface	USB	4	2	2
	PS/2	2	-	-
	COM	2	-	-
	Parallel	-	-	-
	RJ-45	2	-	-
	Audio	3 (Mic-in, Line-in, Line-out)	-	-
	VGA	1	-	-
	DVI	1	-	-
Rear I/O Interface	Reserved Cutouts	2 x DB-9 and 2 x Wireless Antenna Opening	-	-
	USB	-	4	-
	PS/2	-	2	1
	COM	-	1	-
	VGA/DVI	1/0	1/1	1/0
	Parallel	-	1	-
	RJ-45	-	2	2
	Audio	-	2	-
Watchdog Timer	Output	Interrupt, system reset	System reset	System reset
	Interval	Programmable, 1~255 sec/min	Programmable, 1~255 sec/min	Programmable, 1~255 sec/min
Power Supply	Power Output Wattage	180 W	400 W	250 W
	Input Range	AC 100 ~ 240 V	AC 100 ~ 240 V	AC 100 ~ 240 V
Cooling	Chassis Fan	2 (6 cm / 27.7 CFM each)	1 (12 cm / 85 CFM)	1 (9 cm / 53 CFM)
	Air Filter	Yes	Yes	Yes
Physical Characteristics	Dimensions (W x H x D)	272 x 88 x 232 mm (10.7" x 3.5" x 9.1")	157 x 360 x 340 mm (6.2" x 14.2" x 13.4")	111 x 212 x 420 mm (4.4" x 8.3" x 16.5")
	Weight	3.5 kg (7.7 lb)	6.5 kg (14.3 lb)	10 kg (22 lb)
Page		3-8	3-10	3-12



- Server-grade IPCs 1
- Embedded IPCs 2
- Pre-configured Systems 3
- Industrial Computer Chassis 4
- Slot SBC & Passive Backplanes 5
- Industrial Motherboards 6
- Industrial Computer Peripherals 7

**NEW**



**NEW**



SYS-6W3026-6H01	SYS-6W6606-4S01	SYS-6W6608-4S03	SYS-7W7220-7A01
Wallmount / Desktop ICH8M	Wallmount / Desktop Intel 945GC + ICH7	Wallmount / Desktop Intel G41 + ICH7R	Wallmount / Desktop Intel Q57
Intel Atom N450 1.66GHz	Intel Core 2 Duo Max. 3.06 GHz	Intel Core 2 Quad Max. 2.66 GHz	Intel Core i7/i5/i3 Max. 2.93 GHz
1MB	3 MB	6 MB	8 MB
-	800/1066 MHz	800/1066/1333MHz	-
DDR2 667 MHz	DDR2 533/667 MHz	DDR3 800/1066 MHz	DDR3 800/1066/1333 MHz
Embedded Gen3.5 + GFX	Intel GMA950	Intel GMA X4500	Intel HD Graphic
Shared system memory max. 224 MB	Shared system memory max. 224 MB	Shared system memory max. 352 MB	-
-	-	-	1
-	-	-	1
5	4	3	4
-	2	1	-
-	-	1	-
-	-	3	-
-	-	-	-
-	CD-ROM / DVD-ROM / CD-RW	CD-ROM / DVD-ROM / CD-RW	CD-ROM / DVD-ROM / CD-RW
SATA	SATA	SATA	SATA
-	-	-	-
-	1	2	2
-	1	1	1
1	1	-	1
-	-	-	-
-	-	-	-
10/100/1000 Mbps Gigabit Ethernet	10/100/1000 Mbps Gigabit Ethernet	10/100/1000 Mbps Gigabit Ethernet	10/100/1000 Mbps Gigabit Ethernet
Intel 82567V, Intel 82583V	Intel 82574L	Intel 82583V	Intel 82578DM Intel 82583V
2	2	2	2
-	-	-	1
-	-	-	-
-	-	-	-
-	-	-	-
-	-	-	-
-	-	-	-
-	-	-	-
1	-	1	4
1	1	1	2
-	1	-	2
1/0	1/0	1/0	1/1
-	-	-	-
-	-	-	-
-	-	-	2 (Mic-in, Line-out)
System reset	Interrupt, system reset	System reset	System reset
Programmable, 1~255 sec/min	Programmable, 1~255 sec/min	Programmable, 1~255 sec/min	Programmable, 1~255 sec/min
150 W	300 W	400 W	400 W
AC 100 ~ 240 V	AC 100 ~ 240 V	AC 100 ~ 240 V	AC 100 ~ 240 V
1 (9 cm / 53 CFM)	1 (9 cm / 53 CFM)	2 (12 cm / 85 CFM)	1 (12 cm / 85 CFM)
Yes	Yes	Yes	Yes
150 x 222 x 270 mm	173 x 254 x 396 mm (6.8" x 10" x 15.6")	173 x 315 x 410 mm (6.8" x 12.4" x 16.1")	200 x 320 x 480 mm (7.9" x 12.6" x 18.9")
3.5 kg	11 kg (24.2 lb)	11 kg (24.2 lb)	14 kg (30.8 lb)
3-14	3-16	3-18	3-20

# Pre-configured Systems

## Selection Guide



Model Name		SYS-1U1320-4A01	SYS-1U1320-4S01
Form Factor		1U Rackmount	1U Rackmount
Processor System	Chipset	Intel Q35 + ICH9DO	Intel Q35 + ICH9DO
	CPU	Intel Core 2 Quad Max. 2.66 GHz	Intel Core 2 Quad Max 3.0 GHz
	L2 Cache	6 MB	12 MB
	Front Side Bus	800/1066/1333 MHz	800/1066/1333 MHz
	Memory	DDR2 667/800 MHz Max. 8 GB	DDR2 667/800 MHz Max. 8 GB
Graphics	Controller	Intel GMA3100	Intel GMA3100
	VRAM	Shared system memory max. 348 MB	Shared system memory max. 384 MB
Expansion Slot	PCIe x16	-	-
	PCIe x1	-	-
	PCI	1	1
	PICMG/PCI	-	-
	PICMG	-	-
	ISA	-	-
	PCI-104	-	-
Storage	Optical Drive (supported)	Slim DVD-ROM / CD-RW / CD-ROM	Slim DVD-ROM / CD-RW / CD-ROM
	HDD (supported)	SATA	SATA
Drive Bay	Slim ODD Bay	1	1
	5.25" (front-accessible)	-	-
	3.5" (front-accessible)	2	3
	3.5" (internal)	-	-
	2.5" (front-accessible)	-	-
	CompactFlash (supported)	-	-
	-	-	-
Ethernet	Interface	10/100/1000 Mbps Gigabit Ethernet	10/100/1000 Mbps Gigabit Ethernet
	Controller	Intel 82573L, 82566DM	Intel 82566DM, Intel 82573V
Front I/O Interface	USB	2	2
	PS/2	-	-
	COM	-	-
	Parallel	-	-
	RJ-45	-	-
	Audio	-	-
	VGA	-	-
	Reserved Cutouts	-	-
Real I/O	USB	4	-
	PS/2	2	1
	COM	1	-
	VGA/DVI	1/0	1/0
	Parallel	1	-
	RJ-45	2	2
	Audio	2	-
Watchdog Timer	Output	System reset	System reset
	Interval	Programmable, 1~255 sec/min	Programmable, 1~255 sec/min
Power Supply	Power Output Wattage	300 W	300 W
	Input Range	AC 100 ~ 240 V	AC 100 ~ 240 V
Cooling	Chassis Fan	2 (4 cm / 24 CFM each)	2 (4 cm / 24 CFM each)
	Air Filter	-	-
Physical Characteristics	Dimensions (W x H x D)	480 x 44 x 620 mm (19" x 1.7" x 24.3")	480 x 44 x 620 mm (19" x 1.7" x 24.3")
	Weight	10 kg (22 lb)	10 kg (22 lb)
Page		3-22	3-22

Server-grade IPCs	1
Embedded IPCs	2
Pre-configured Systems	3
Industrial Computer Chassis	4
Slot SBC & Passive Backplanes	5
Industrial Motherboards	6
Industrial Computer Peripherals	7

**NEW**



**NEW**



SYS-2U2000-4S03	SYS-2U2000-7S01	SYS-2U2010-4A01	SYS-2U2320-8A01
2U Rackmount	2U Rackmount	2U Rackmount	2U Rackmount
Intel G41 + ICH7R	Intel Q57	Intel Q35 + ICH9DO	Intel Q67
Intel Core 2 Quad Max. 2.66 GHz	Intel Core i7/i5/i3 Max 2.93 GHz	Intel Core 2 Quad Max. 2.66 GHz	Intel Core i7/i5/i3 Max 3.4 GHz
6 MB	8 MB	6 MB	8 MB
800/1066/1333MHz	-	800/1066/1333 MHz	-
DDR3 800/1066 MHz Max. 4 GB	DDR3 800/1066/133 MHz Max. 8 GB	DDR2 667/800 MHz Max. 8 GB	DDR3 1066/1333 MHz Max. 16 GB
Intel X4500 integrated	Intel HD Graphics	Intel GMA3100	Intel HD Graphics
Shared system memory max. 352 MB	-	Shared system memory max. 348 MB	Shared memory with 2GB and above system memory installed
-	-	-	-
-	-	-	-
4	4	3	3
-	-	-	-
-	-	-	-
-	-	-	-
-	-	-	-
Slim DVD-ROM / CD-RW / CD-ROM	Slim DVD-ROM / CD-RW / CD-ROM	DVD-ROM / CD-RW / CD-ROM	Slim DVD-ROM / CD-RW / CD-ROM
SATA	SATA	SATA	SATA
1	1	-	-
-	-	1	-
2	2	1	2
-	-	2	2
-	-	-	-
-	-	-	-
10/100/1000 Mbps Gigabit Ethernet	10/100/1000 Mbps Gigabit Ethernet	10/100/1000 Mbps Gigabit Ethernet	10/100/1000 Mbps Gigabit Ethernet
Intel 82583V	Intel 82578DM, Intel 82583V	Intel 82573L, 82566DM	Intel 82579LM, Intel 82583V
2	-	2	2
1	-	1	1
-	-	-	-
-	-	-	-
-	-	-	-
-	-	-	-
1	-	4	4
1	1	2	2
-	-	1	2
1/0	1/0	1/0	1/1
-	-	1	-
2	2	2	2
-	-	2	2
System reset	System reset	System reset	System reset
Programmable, 1~255 sec/min	Programmable, 1~255 sec/min	Programmable, 1~255 sec/min	Programmable, 1~255 sec/min
300 W	300 W	300 W	300 W
AC 100 ~ 240 V	AC 100 ~ 240 V	AC 100 ~ 240 V	AC 100 ~ 240 V
2 (8 cm / 47 CFM each)	2 (8 cm / 47 CFM each)	2 (8 cm / 47 CFM)+1 (6CM/ 28 CFM)	2 (8 cm / 47 CFM)+1 (6CM/ 28 CFM)
Yes	Yes	Yes	Yes
482 x 88 x 451 mm (19" x 3.5" x 17.8")	482 x 88 x 452 mm (19" x 3.5" x 17.8")	482 x 88 x 480 mm (19" x 3.46" x 18.9")	482 x 88 x 480 mm (19" x 3.46" x 18.9")
11.5 kg (25.3 lb)	15 kg (33 lb)	16 kg (35 lb)	16 kg (35 lb)
3-24	3-24	3-26	3-28

# Pre-configured Systems



## Selection Guide

Model Name		SYS-4U4000-7A01	SYS-4U4000-7S01
Form Factor		4U Rackmount	4U Rackmount
Processor System	Chipset	Intel Q57	Intel Q57
	CPU	Intel Core i7/i5/i3 Max 2.93 GHz	Intel Core i7/i5/i3 Max 2.93 GHz
	L2 Cache	8 MB	8 MB
	Front Side Bus	-	-
	Memory	DDR3 800/1066/133 MHz Max. 16 GB	DDR3 800/1066/133 MHz Max. 8 GB
Graphics	Controller	Intel GFX	Intel GFX
	VRAM	-	-
Expansion Slot	PCIe x16	1	1
	PCIe x1	1	1
	PCI	4	4
	PICMG/PCI	-	-
	PICMG	-	-
	ISA	-	-
Storage	Optical Drive (supported)	DVD-ROM / CD-RW / CD-ROM	DVD-ROM / CD-RW / CD-ROM
	HDD (supported)	SATA	SATA
Drive Bay	Slim ODD Bay	-	-
	5.25" (front-accessible)	3	3
	3.5" (front-accessible)	1	1
	3.5" (internal)	-	-
	2.5" (front-accessible)	-	-
	CompactFlash (supported)	-	-
Ethernet	Interface	10/100/1000 Mbps Gigabit Ethernet	10/100/1000 Mbps Gigabit Ethernet
	Controller	Intel 82583V, Intel 82578DM	Intel 82583V, Intel 82578DM
Front I/O Interface	USB	2	2
	PS/2	1	1
	COM	-	-
	Parallel	-	-
	RJ-45	-	-
	Audio	-	-
	VGA	-	1
	Reserved Cutouts	-	-
Real I/O	USB	4	1
	PS/2	2	1
	COM	1	-
	VGA/DVI	1/1	1/0
	Parallel	-	-
	RJ-45	2	2
	Audio	2	-
Watchdog Timer	Output	System reset	System reset
	Interval	Programmable, 1~255 sec/min	Programmable, 1~255 sec/min
Power Supply	Power Output Wattage	400 W	400 W
	Input Range	AC 100 ~ 240 V	AC 100 ~ 240 V
Cooling	Chassis Fan	2 (12 cm / 85 CFM each)	2 (12 cm / 85 CFM each)
	Air Filter	Yes	Yes
Physical Characteristics	Dimensions (W x H x D)	482 x 177 x 480 mm (19" x 7" x 18.9")	482 x 177 x 480 mm (19" x 7" x 18.9")
	Weight	20 kg (44 lb)	20 kg (44 lb)
Page		3-30	3-30

Server-grade IPCs	1
Embedded IPCs	2
Pre-configured Systems	3
Industrial Computer Chassis	4
Slot SBC & Passive Backplanes	5
Industrial Motherboards	6
Industrial Computer Peripherals	7

**NEW**



**NEW**



**NEW**



SYS-4U4320-8S01	SYS-4U619-4A01	SYS-4U619-4S01
4U Rackmount	4U Rackmount	4U Rackmount
Intel Q67	Intel G41 + ICH7	Intel G41 + ICH7R
Intel Core i7/i5/i3 Max 3.4 GHz	Intel Core i7/i5/i3 Max 3.0 GHz	Intel Core 2 Quad Max. 2.66 GHz
8 MB	12MB	6 MB
-	800/1066/1333 MHz	800/1066/1333 MHz
DDR3 800/1066/1333 MHz Max. 8 GB	DDR3 800/1066 MHz Max. 4GB	DDR3 800/1066 MHz Max. 4 GB
Intel HD Graphics	Intel GMA X4500	Intel GMA X4500
1 GB maximum shared memory with 2 GB and above system memory installed	Shared system memory max. 352 MB	Shared system memory max. 352 MB
1	1	-
1	1	-
4	5	6
-	-	-
-	-	3
-	-	4
-	-	-
DVD-ROM / CD-RW / CD-ROM	DVD-ROM / CD-RW / CD-ROM	DVD-ROM / CD-RW / CD-ROM
SATA	SATA	SATA
-	-	-
2	2	2
2	1	1
-	-	-
-	-	-
-	-	-
10/100/1000 Mbps Gigabit Ethernet	10/100/1000 Mbps Gigabit Ethernet	10/100/1000 Mbps Gigabit Ethernet
Intel 82583V, Intel 82574L	Reateck RTL8111DL	Intel 82438V
2	2	2
-	-	-
-	-	-
-	-	-
-	-	-
-	-	-
-	-	-
1	4	1
1	2	1
-	2	-
1/0	1/0	1/0
-	1	-
2	1	2
-	2	-
System reset	System reset	System reset
Programmable, 1~255 sec/min	Programmable, 1~255 sec/min	Programmable, 1~255 sec/min
400 W	300W	300W
AC 100 ~ 240 V	AC 100 ~ 240 V	AC 100 ~ 240 V
2 (12 cm /85 CFM each) / 1 (12 cm /114 CFM) + 1 (6 cm /28 CFM)	1 (12 cm / 85 CFM)	1 (12 cm / 85 CFM)
Yes	Yes	Yes
482 x 177 x 479 mm (19" x 7.0" x 18.9")	482 x 177 x 430mm (19" x 7" x 16.9)	482 x 177 x 430mm (19" x 7" x 16.9)
16 kg (35 lb)	15 kg (33 lb)	15 kg (33 lb)
3-32	3-34	3-34

# ARK-6622-6M01

**Compact Intel® Core™ i7/i5/  
Celeron® Mini-ITX System  
with Front Accessible I/O**

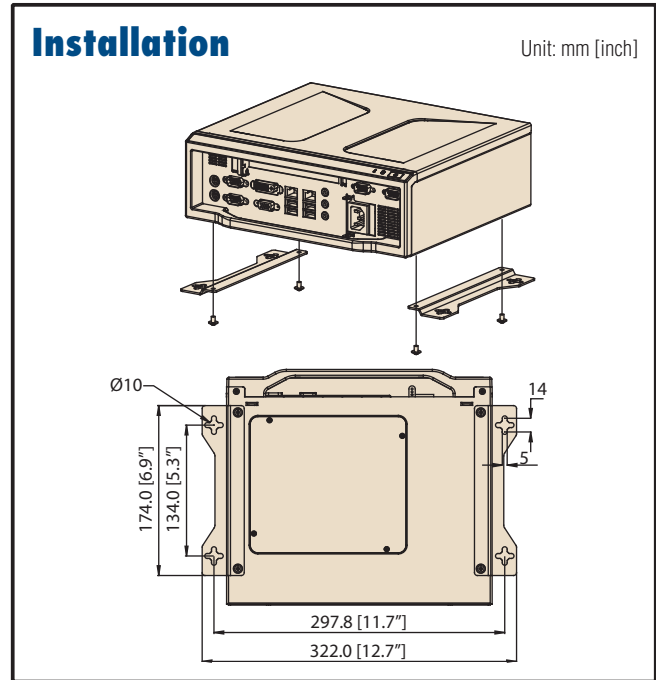
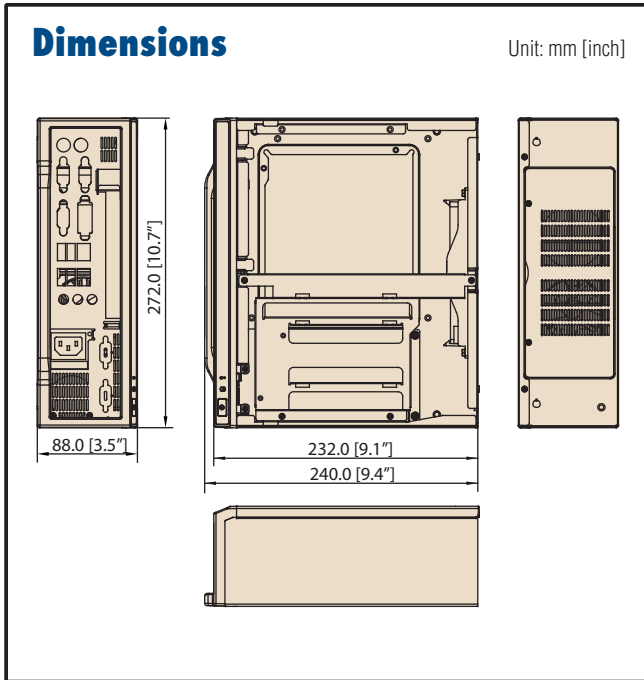


## Features

- Intel® QM57 Platform
  - Supports Intel® Core™ i7/i5/Celeron® processors up to 2.66 GHz
  - Supports DDR3 SDRAM up to 8 GB
  - Supports PCIe x16 slots with optional riser card
- Compact & Innovative New Design
  - Front accessible I/O and supports additional interfaces with extra cutouts
  - Ruggedized handle for easy maintenance and enhanced mobility
  - Shock-resistant two 2.5" drive bays
  - Easy-to-maintain system fan and reusable filter design
  - Power cord hook to keep PSU power cord in place

## Specifications

Form Factor		Wallmount	
Processor System	Chipset	Intel QM57	
	CPU	Supports Intel Core i7/i5/Celeron processor up to 2.66 GHz	
	L2 Cache	Up to 4 MB	
	Memory	DDR3 800/1066 MHz SDRAM up to 8 GB	
Graphics	Controller	Intel GFX (Gen 5. 75, support DirectX 10 and Open GL 2.1)	
Storage	2.5" HDD (support)	2 x SATA	
Ethernet	Interface	10/100/1000 Mbps Gigabit Ethernet	
	Controller	Intel 82577LM , Intel 82583V	
Front I/O Ports	USB	4	
	PS/2	2	
	COM	2	
	Parallel	-	
	RJ-45	2	
	Audio	3 (Mic-in, Line-in, Line-out)	
	Display	1 VGA + 1 DVI	
	Reserved Cutouts	2 DB-9 and 2 wireless antenna	
Watchdog Timer	Output	Interrupt, system reset	
	Interval	Programmable, 1~255 sec/min	
Power Supply	Power Output Wattage	180 W	
	Input Range	AC 100 ~ 240 V	
Cooling	Chassis Fan	2 (6 cm / 27.7 CFM)	
	Air Filter	Yes	
Miscellaneous	Overheating Protection	System shut-down when over-heated	
	LED Indicators	Power, HDD, temperature	
	Control	Power on/off switch	
Environment		Operating	Non-operating
	Temperature	0 ~ 40° C (32 ~ 104° F)	-20 ~ 60° C (-4 ~ 140° F)
	Humidity	10 ~ 85% @ 40° C non-condensing	10 ~ 95% @ 40° C non-condensing
Physical Characteristics	Dimensions (W x H x D)	272 x 88 x 232 mm (10.7" x 3.5" x 9.1")	
	Weight	3.5 kg (7.7 lb)	




## Ordering Information

Please visit Advantech eStore for order entry.  
<http://buy.advantech.com/>

## System Contents

Item	Part Number
Chassis	ARK-6622H-18ZE
Motherboard	AIMB-270G2-00A1E
PCIe x16 Riser Card	9892662210E

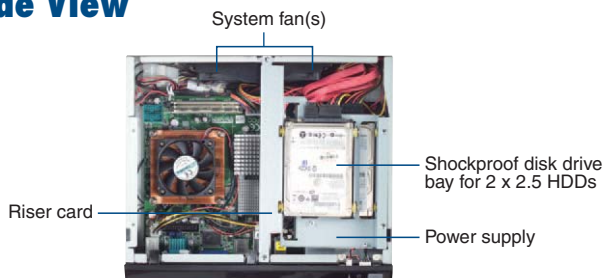
## Front View




## Rear Cover for Replacing Fans



## Inside View



## 2.5" HDDs and Riser Card Bracket



# SYS-4W5122-7U01

Intel® Core™ i7/i5/i3  
MicroATX System with  
PS/2 Power Supply



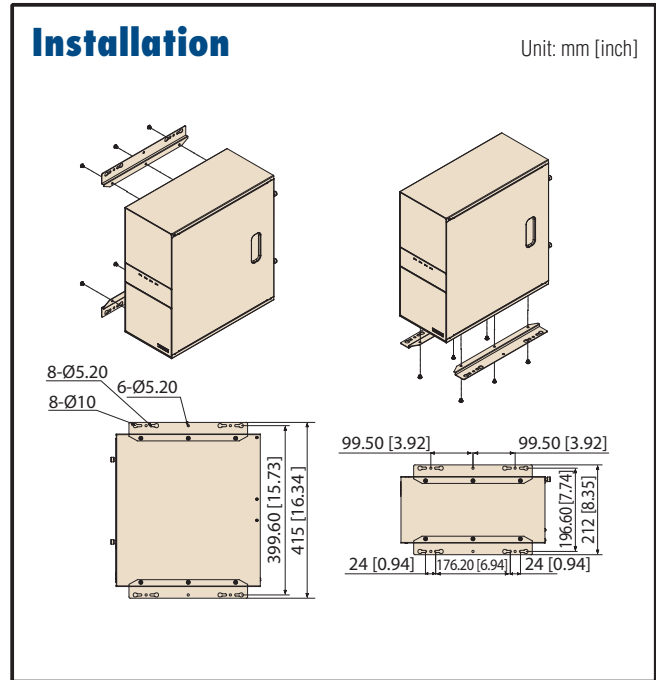
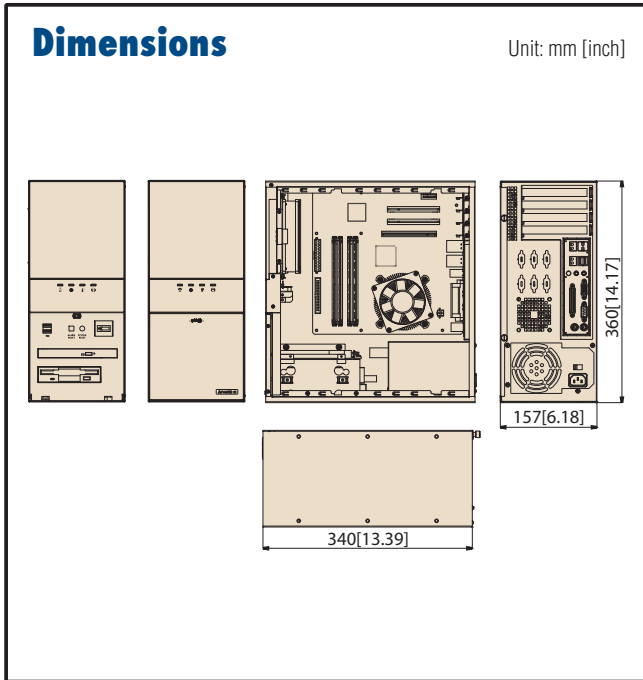
## Features

- Intel® Q57 platform
  - Supports Intel® Core™ i7/i5/i3 processors up to 2.9 GHz
  - Supports dual display of VGA and DVI and dual GbE LAN
- User friendly and alarm notification
  - Smart monitor system and LED indication for system faults detection
  - Easy-to-maintain system fan and reusable air filter
- Supports single PS/2 300 W / 400 W power supply

## Specifications

Model	SYS-4W5122-7U01				
Processor System	Chipset	Intel Q57			
	CPU	Core i7 2.93 GHz	Core i5 7xx 2.66 GHz	Core i5 6xx 3.3 GHz	Core i3 3.06 GHz
	L2 Cache	8 MB	8 MB	4 MB	4 MB
	Front Side Bus	-			
Graphics	Memory	Dual channel DDR3 800/166/1333 MHz			
	Controller	Intel HD Graphics			
	VRAM	Shared memory with 2 GB and above system memory installed			
Expansion Slot	PCIe x16	1			
	PCIe x1	-			
	PCI	2			
Drive Bay	Slim Odd Bay	1			
	5.25" Front-Accessble	-			
	3.5" Front-Accessble	1			
	3.5" Internal	1			
	2.5" Internal	-			
Ethernet	Interface	10/100/1000 Mbps Gigabit Ethernet			
	Controller	Intel 82578DM, 82583V			
Front I/O Interface	USB	2			
Rear I/O Interface	USB	4			
	PS/2	2			
	COM	2			
	Display	1 VGA + 1 DVI			
	Parallel	-			
	RJ-45	2			
Watchdog Timer	Output	Interrupt, system reset			
	Interval	Programmable, 1~255 sec/min			
Power Supply	Power Output Wattage	400 W			
	Input Range	AC 100 ~ 240 V			
Cooling	Chassis Fan	1 (12 cm / 85 CFM)			
	Air Filter	Yes			
Miscellaneous	LED Indicators	Power status and HDD activity			
Environment	Temperature	Operating	Non-operating		
		0 ~ 40° C (32 ~ 104° F)	-20 ~ 60° C (-4 ~ 140° F)		
	Humidity	10 ~ 85% @ 40° C			
Physical Characteristics	Dimension	157 x 360 x 340 mm (6.2" x 14.2" x 13.4")			
	Weight	6.5 kg (14.3 lb)			






## Ordering Information

Please visit Advantech eStore for order entry.  
<http://buy.advantech.com/>

## System Contents

Item	Part Number
Chassis	IPC-5122-30ZE
Motherboard	AIMB-580QG2-00A1E

## Front View



## Inside View



## Rear View



# SYS-5W6025-4S01

Intel® Core™2 Quad  
Processor SBC System  
with 5-slot Expansion



## Features

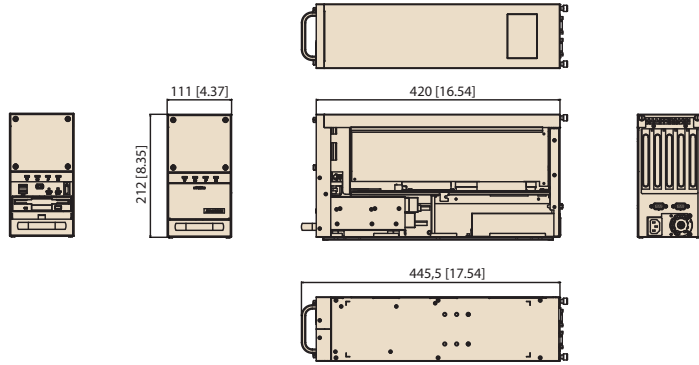
- Intel® Q35 platform
  - Supports Intel® Core™2 Quad processor up to 3.0 GHz
  - Supports dual channel DDR2 667/800 SDRAM up to 8 GB
  - Supports 5-slot PICMG 1.3 full-size passive backplane
- User friendly and alarm notification
  - LED indicators and alarm notification for system fault detection, including power, HDD, temperature and fan
  - Easy-to-maintain system fan and reusable air filter
- Supports single 1U 270 W power supply

## Specifications

Model	SYS-5W6025-4S01				
Processor System	Chipset	Intel Q35 + ICH9DO			
	CPU	Core 2 Quad	Core 2 Duo	Pentium dual-core	Celeron 440
		2.66 GHz	3.0 GHz	2.6 GHz	2.0 GHz
	L2 Cache	6 MB	3 MB	2 MB	512 KB
	Front Side Bus	1333 / 1066 / 800 MHz			
	Memory	Dual channel DDR2 667 / 800 MHz DIMMs up to 8 GB			
Graphics	Controller	Intel Media Accelerator 3100 integrated Shared with 384 MB system memory			
	Expansion Slot	PCIe x16	1		
		PCIe x1	1		
		PCI	2		
Storage	HDD (supported)	2.5" & 3.5" SATA			
Drive Bay		3.5" (front-accessible)	1		
		3.5" (internal)	1		
		2.5" (internal)	2 (Option with special bracket)		
Ethernet	Interface	10/100/1000 Mbps			
	Controller	Intel 82566DM, Intel 82573V			
Front I/O Interface	USB	2			
	USB	-			
Rear I/O Interface	PS/2	1			
	COM	-			
	VGA	1			
	Parallel	1			
	RJ-45	2			
	Audio	-			
Watchdog Timer	Output	System reset			
	Interval	Programmable, 1~255 sec/min			
Power Supply	Power Output Wattage	270 W			
	Input Range	AC 100 ~ 240 V			
Cooling	Chassis Fan	1 (9 cm / 53 CFM)			
	Air Filter	Yes			
Miscellaneous	LED Indicators	Power, HDD activity, temperature and fan			
		Operating	Non-operating		
Environment	Temperature	0 ~ 40° C (32 ~ 104° F)			-20 ~ 60° C (-4 ~ 140° F)
	Humidity	10 ~ 85% @ 40° C non-condensing			10 ~ 95% @ 40° C non-condensing
Physical Characteristics	Dimensions (W x H x D)	111 x 212 x 420 mm (4.4" x 8.3" x 16.5")			
	Weight	10 kg (22 lb)			

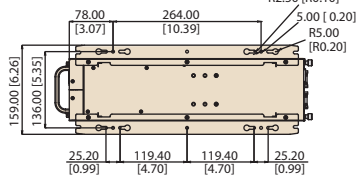
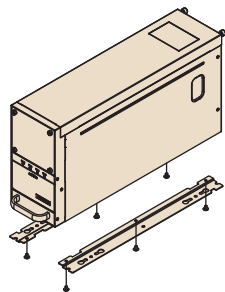
**Dimensions**

Unit: mm [inch]



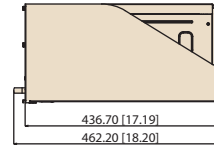
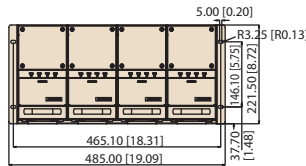
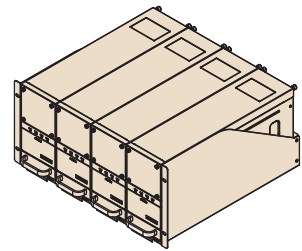
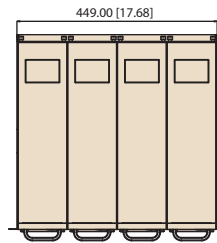
**Installation**

**Single System**



**Quad System**

Unit: mm [inch]



**Ordering Information**

Please visit Advantech eStore for order entry.  
<http://buy.advantech.com/>

**System Contents**

Item	Part Number
Chassis	IPC-6025BP-00XE
SBC	PCE-5124G2-00A1E
Backplane	PCE-5B05-02A1E
Power supply	1757001847



Front View



Rear View



4 IPC-6025 combined as a Quad-system  
 5U Rackmount Chassis

# SYS-6W3026-6H01

Intel® Atom™ N450  
6-slot PCI Half-size  
SBC with Onboard  
DDR2/VGA/LVDS

NEW



## Features

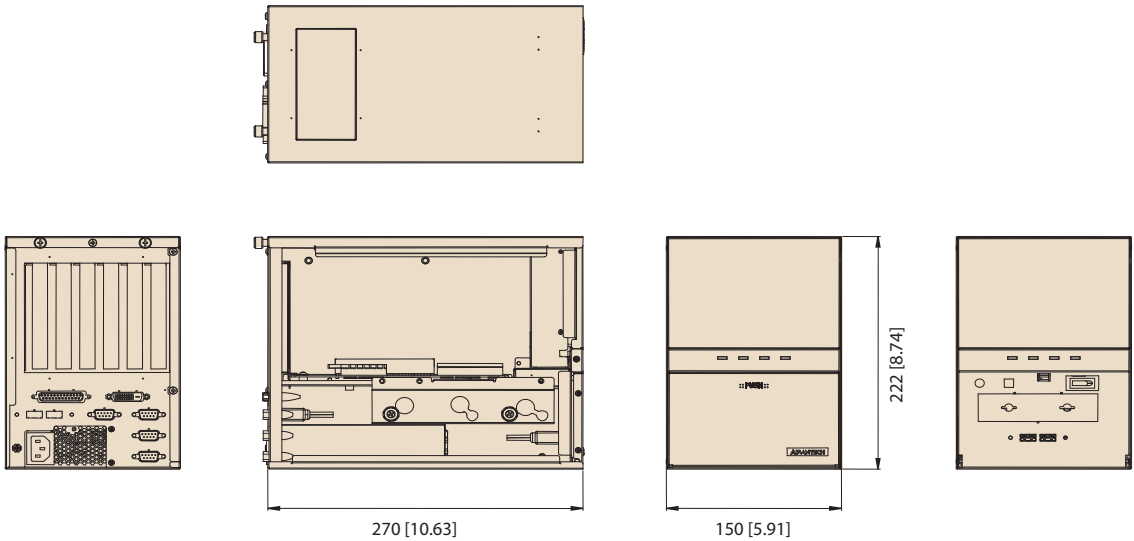
- Intel® Atom Platform
  - Supports Intel® Atom N450 1.66 GHz
  - Supports dual channel DDR2 667 MHz up to 2 GB
  - Dual integrated GbE delivers excellent network performance
- Compact System with Expansibility
  - Ideal for embedded applications
  - Supports versatile 6-slot half-size backplanes
  - One internal 3.5" disk drives
  - LED indicator and alarm notification for system fault detection

## Specifications

Model	SYS-6W3026-6H01		
Processor System	Chipset	ICH8M	
	CPU	Atom N450	
	L2 Cache	512KB	
	Front Side Bus	-	
	Memory	Single channel DDR2 667 MHz	
Graphics	Controller	Embedded Gen3.5+GXF core technology Shared 224 MB	
Expansion Slot	PCIe x16	-	
	PCIe x1	-	
	PCI	5	
Drive Bay	5.25" Front-Accessble	-	
	3.5" Front-Accessble	-	
	3.5" Internal	1	
	2.5" Internal	-	
Ethernet	Interface	10/100/1000 Mbps Gigabit Ethernet	
	Controller	Intel 82567V, Intel 82583V	
Front I/O Interface	USB	2	
	USB	1	
Rear I/O Interface	PS/2	1	
	COM	-	
	VGA	1	
	Parallel	-	
	RJ-45	2	
	Watchdog Timer	Output	Interrupt, system reset
Interval		Programmable, 1~255 sec/min	
Power Supply	Power Output Wattage	150 W	
	Input Range	AC 100 ~ 240 V	
Cooling	Chassis Fan	1 (9 cm / 53 CFM)	
	Air Filter	Yes	
Miscellaneous	LED Indicators	Power status and HDD activity	
Environment	Temperature	Operating	Non-operating
		0 ~ 40° C (32 ~ 104° F)	-20 ~ 60° C (-4 ~ 140° F)
	Humidity	10 ~ 85% @ 40° C	10 ~ 95% @ 40° C
Physical Characteristics	Dimension	150 x 222 x 270 mm	
	Weight	3.5 kg	

**Dimensions**

Unit: mm [inch]




**Ordering Information**

Please visit Advantech eStore for order entry.  
<http://buy.advantech.com/>



**System Contents**

Item	Part Number
Chassis	IPC-3026BP-00XE
SBC	PCA-7031N-S6A1E
Backplane	PCA-6105P5-0B2E
Power supply	1757003464

**Front View**



**Rear View**



# SYS-6W6606-4S01

**6-slot Intel® Core™  
2 Duo PICMG 1.0 SBC  
System**



## Features

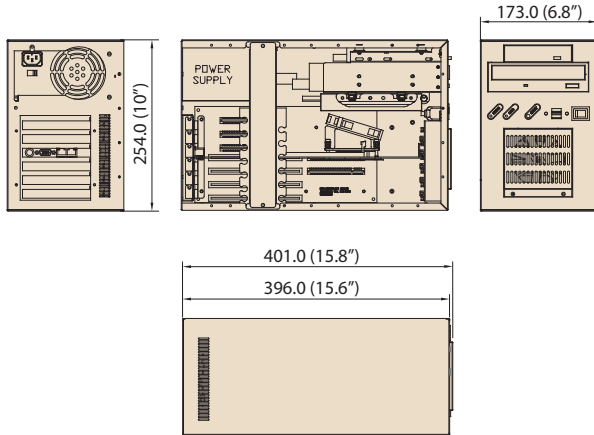
- Intel® 945GC platform
  - Supports duo core processor up to 3.06 GHz
  - Supports dual channel DDR2 533/667 SDRAM up to 4 GB
  - Compliance with PICMG 1.0
  - One Gigabit Ethernet delivers excellent network performance
- Compact system with full configuration & expandability
  - Supports up to five full-size add-on cards
  - Accepts standard optical drive, FDD, and 3.5" HDD

## Specifications

Model	SYS-6W6606-4S01				
Form Factor	Wallmount / Desktop				
Processor System	Chipset	Intel 945GC + ICH7			
	CPU	Core 2 Duo	Pentium Dual Core	Celeron 440	Pentium 4
		3.06 GHz	3.06 GHz	2.0 GHz	3.4 GHz
	L2 Cache	2 MB	2 MB	512 KB	2 MB
	Front Side Bus	800/1066 MHz			
Graphics	Memory	Dual channel DDR2 533 / 667 MHz 2 x 240-pin DIMM up to 2 GB			
	Controller	Intel Graphics Media Accelerator 950			
	VRAM	Shared with 224 MB system memory			
Expansion Slot	PCIe x16	-			
	PCIe x1	-			
	PCI	4			
	PICMG/PCI	-			
	PICMG	2			
	ISA	-			
Storage	Optical Drive (supported)	CD-ROM / DVD-ROM / CD-RW			
	HDD (supported)	SATA			
Drive Bay	5.25" (front-accessible)	1			
	3.5" (front-accessible)	1			
	3.5" (internal)	1			
Ethernet	Interface	10/100/1000 Mbps Gigabit Ethernet			
	Controller	Intel 82574L			
Front I/O Interface	USB	2			
Rear I/O Interface	USB	1			
	PS/2	1			
	COM	1			
	VGA	1			
	Parallel	-			
	RJ-45	1			
Watchdog Timer	Output	Interrupt, system reset			
	Interval	Programmable, 1~255 sec/min			
Power Supply	Power Output Wattage	300 W			
	Input Range	AC 100 ~ 240 V			
Cooling	Chassis Fan	1 (9 cm / 53 CFM)			
	Air Filter	Yes			
Miscellaneous	LED Indicators	Power status and HDD activity			
Environment	Temperature	Operating	Non-operating		
		0 ~ 40° C (32 ~ 104° F)	-20 ~ 60° C (-4 ~ 140° F)		
	Humidity	10 ~ 85% @ 40° C	10 ~ 95% @ 40° C		
		non-condensing	non-condensing		
Physical Characteristics	Dimensions (W x H x D)	173 x 254 x 396 mm (6.8" x 10" x 15.6")			
	Weight	11 kg (24.2 lb)			

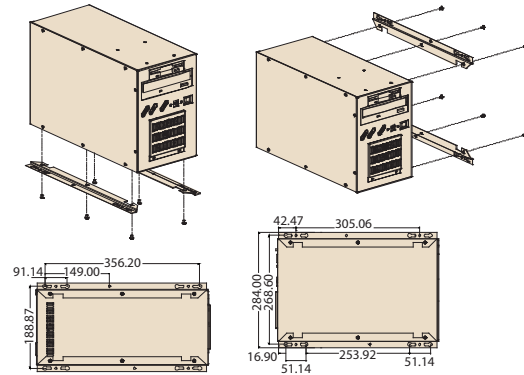
**Dimensions**

Unit: mm [inch]



**Installation**

Unit: mm [inch]



**Ordering Information**

Please visit Advantech eStore for order entry.  
<http://buy.advantech.com/>


**System Contents**

Model Number	Item	Part Number
SYS-6W6606-4S01	Chassis	IPC-6606P3-30ZE
	SBC	PCA-6010VG-00A1E

**Front View**



**Inside View**



# SYS-6W6608-4S03

**8-slot Intel® Core™2  
Quad PICMG 1.0 SBC  
System**

**NEW**



## Features

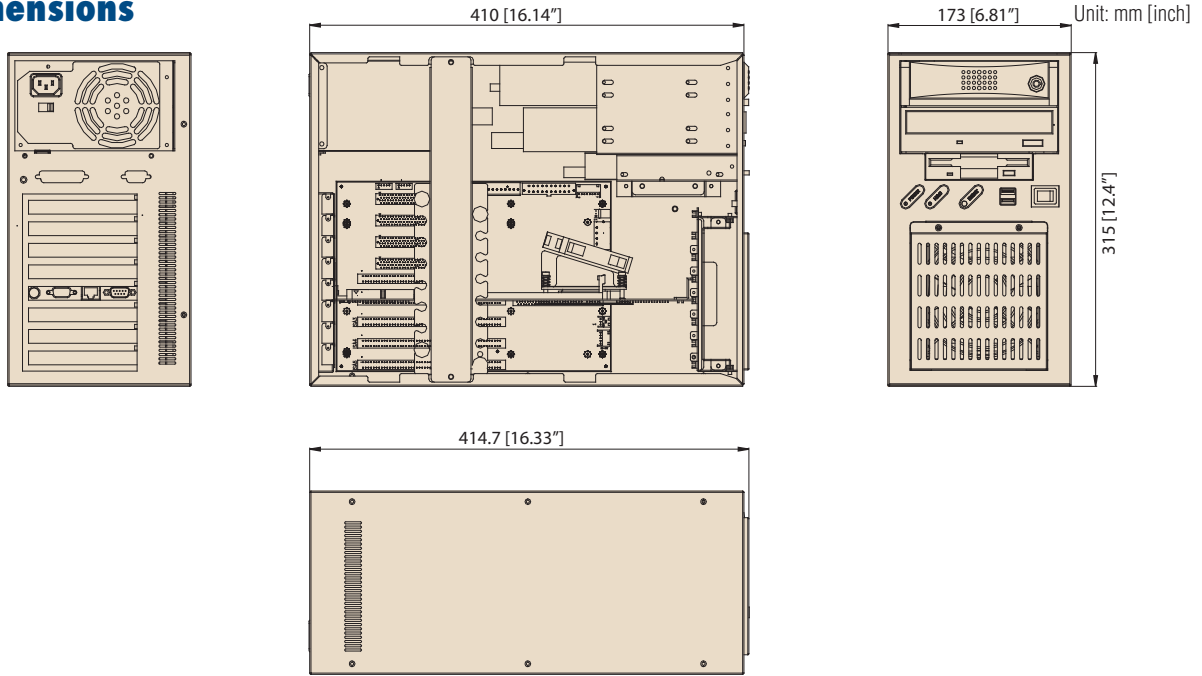
- Intel® G41 Platform
  - Supports Intel® Core™2 Quad processor up to 2.66 GHz
  - Supports dual channel DDR3 800/1066 MHz up to 4 GB
  - Dual integrated GbE delivers excellent network performance
- Compact System with full configuration and Expansibility
  - Ideal for wallmount or desktop environments
  - Supports versatile 8-slot backplanes to hold 8 full-size cards
  - Two front-accessible 5.25" disk drives and one 3.5" FDD
  - High-speed cooling fan supports abundant cooling and streamlined ventilation

## Specifications

Model	SYS-6W6608-4S03		
Processor System	Chipset	Intel G41+ICH7R	
	CPU	Core 2 Quad 2.66GHz	Core 2 Duo 3.33GHz
	L2 Cache	6 MB	6 MB
	Front Side Bus	800/1066/1333 MHz	
	Memory	Dual-channel DDR3 800/1066 MHz	
Graphics	Controller	Intel Graphics Media Accelerator X4500 Shared with 352MB system memory	
	Expansion Slot	PCIe x16	-
Drive Bay	PCIe x1	-	
	PCI	3	
	5.25" Front-Accessible	2	
	3.5" Front-Accessible	1	
Ethernet	3.5" Internal	-	
	2.5" Internal	-	
	Interface	10/100/1000 Mbps Gigabit Ethernet	
	Controller	Intel 82583V	
Front I/O Interface	USB	2	
	USB	1	
Rear I/O Interface	PS/2	1	
	COM	-	
	VGA	1	
	Parallel	-	
	RJ-45	2	
	Watchdog Timer	Output	Interrupt, system reset
Interval		Programmable, 1~255 sec/min	
Power Supply	Power Output Wattage	400 W	
	Input Range	AC 100 ~ 240 V	
Cooling	Chassis Fan	2 (12 cm / 85 CFM)	
	Air Filter	Yes	
Miscellaneous	LED Indicators	Power status and HDD activity	
Environment	Operating	Non-operating	
	Temperature	0 ~ 40° C (32 ~ 104° F)	-20 ~ 60° C (-4 ~ 140° F)
	Humidity	10 ~ 85% @ 40° C	10 ~ 95% @ 40° C
Physical Characteristics	Dimension	173 x 315 x 410 mm (6.8" x 12.4" x 16.1")	
	Weight	11 kg (24.2 lb)	



**Dimensions**




**Ordering Information**

Please visit Advantech eStore for order entry.  
<http://buy.advantech.com/>


**System Contents**

Item	Part Number
Chassis	IPC-6608BP-00E
SBC	PCA-6011G2-00A1E
Backplane	PCA-6108P4-0C2E
Power Supply	PS-300ATX-ZBE

**Front View**



**Inside View**



# SYS-7W7220-7A01

Intel® Core™ i7/i5/i3  
ATX Desktop/Wallmount  
System

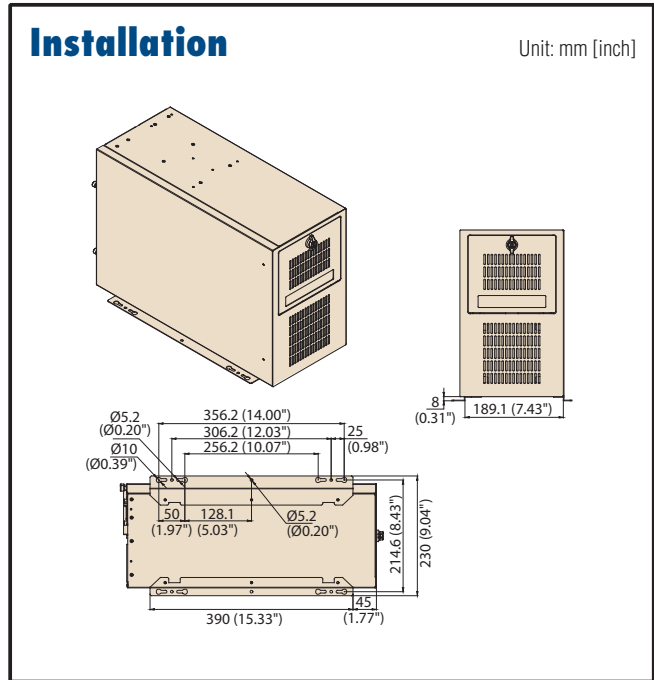
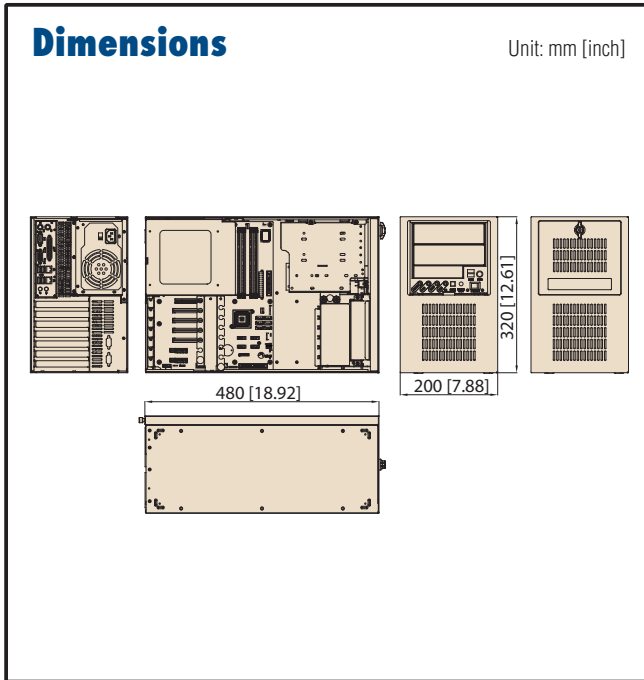


## Features

- Intel® Q57 platform
  - Supports Intel® Core™ i7/i5/i3 processors up to 2.93 GHz
  - Supports dual display of VGA and DVI and dual GbE LAN
- Expandability
  - Supports one PCIe x16, one PCIe x4, one PCIe x1 and five PCI add-on cards
  - Great scalability with one 3.5" and two 5.25" front-accessible drive bays
- User friendly and alarm notification
  - Front LED indicators for the system power, fan, HDD and in-chassis temperature

## Specifications

Model	SYS-7W7220-7A01	
Processor System	Chipset	Intel Q57
	Processor	Supports Intel Core i7/ i5/ i3 up to 2.93 GHz
	L2 Cache	up to 8 MB
	Memory	Dual channel DDR3 800/1066/1333 SDRAM up to 16GB
Graphics	Controller	Intel GFX (Only the Core i5 600 , Core i3 and Pentium CPU with dual Core are embedded with integrated graphics)
	PCIe x16	1
	PCIe x4	1
	PCIe x1	1
Expansion Slot	PCI	4
	Optical Drive	CD-ROM / DVD-ROM / CD-RW
	HDD	SATA
	Storage	5.25" (front-accessible)
3.5" (front-accessible)		1
3.5" (internal)		1
Ethernet	Interface	10/100/1000 Mbps Gigabit Ethernet
	Controller	Intel 82578DM, Intel 82583V
Front I/O Ports	USB	2
	PS/2	1
Rear I/O Ports	USB	4
	PS/2	2
	COM	2
	Display	1 VGA + 1 DVI
	Parallel	-
	RJ-45	2
	Audio	2 (Mic-in, Line-out)
Power Supply	Power Output Wattage	400 W
	Input Range	AC 100 ~ 240 V
Cooling	Chassis Fan	1 (12 cm / 85 CFM)
	Air Filter	Yes
Miscellaneous	Notification LEDs	Power status, HDD activity, Temperature and Fan
Environment	Temperature	Operating 0 ~ 40° C (32 ~ 104° F)      Non-operating -20 ~ 60° C (-4 ~ 140° F)
	Humidity	10 ~ 85% @ 40° C non-condensing      10 ~ 95% @ 40° C non-condensing
	Color	Beige
Physical Characteristics	Dimensions (W x H x D)	200 x 320 x 480 mm (7.9" x 12.6" x 18.9")
	Weight	14 kg (30.8 lb)




## Ordering Information

Please visit Advantech eStore for order entry.  
<http://buy.advantech.com/>

## System Contents

Item	Part Number
Chassis	IPC-7220-00XE
Motherboard	AIMB-780QG2-00A1E
Power Supply	PS-400ATX-ZBE



# SYS-1U1320-4A01

# SYS-1U1320-4S01

**1U Intel® Core™2 Quad ATX /  
PICMG 1.0 System with Dual  
SATA/SAS HDD Trays**



## Features

- MB: Intel® Q35 platform
  - Supports Intel® Core™2 Quad processor up to 2.66 GHz
  - Supports dual channel DDR2 SDRAM up to 8 GB
- BP: Intel® Q35 platform
  - Supports Intel® Core™2 Duo processor up to 3.0 GHz
  - Supports dual channel DDR2 SDRAM up to 8 GB
- Expandability
  - Supports dual front-accessible SAS/SATA HDDs
  - Supports up to 2 expansion slots in BP version, and 1 expansion slot via riser card in MB version
  - Efficient cooling design prevents the system from over-heating

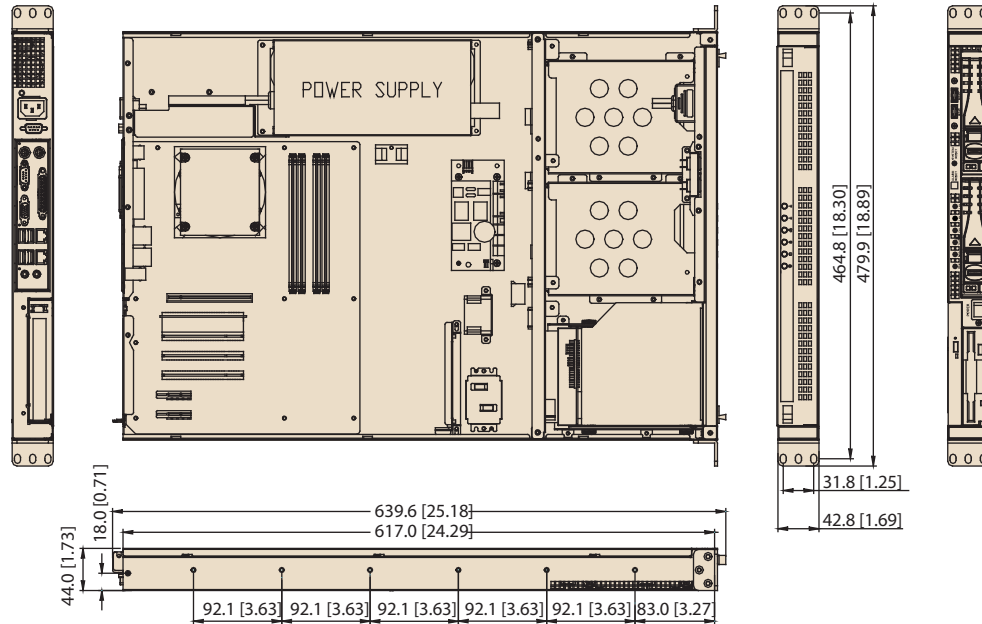
## Specifications

Form Factor		SYS-1U1320-4A02	SYS-1U1320-4S01
Processor System	Chipset	Intel Q35 + ICH9DO	Intel Q35 + ICH9DO
	CPU	Supports Intel Core 2 Quad processor up to 2.66 GHz	Supports Intel Core 2 Quad processor up to 2.66 GHz
	Front Side Bus	800/1066/1333 MHz	800/1066/1333 MHz
	L2 Cache	up to 6 MB	up to 6 MB
	Memory	Dual channel DDR2 667/800 MHz SDRAM up to 8 GB	Dual channel DDR2 667/800 MHz SDRAM up to 8 GB
Graphics	Controller	Intel GMA 3100, sharing 384 MB system memory	Intel GMA3100, sharing 384 MB system memory
Expansion Slot	PCI	1	1
	PCIe x16	-	1
Storage	Optical Drive (supported)	Slim DVD-ROM / CD-RW / CD-ROM	Slim DVD-ROM / CD-RW / CD-ROM
	HDD (supported)	SATA/ SAS	SATA/ SAS
Drive Bay	Slim ODD bay	1	1
	3.5" (front-accessible)	2 SATA/ SAS with HDD trays	2 SATA/ SAS with HDD trays
Ethernet	Interface	10/100/1000 Mbps Gigabit Ethernet	10/100/1000 Mbps Gigabit Ethernet
	Controller	Intel 82573L, 82566DM	Intel 82566DM, Intel 82573V
Front I/O Interface	USB	2	2
	USB	4	-
Rear I/O Interface	PS/2	2	1
	COM	2	-
	VGA	1	1
	Parallel	1	-
	RJ-45	2	2
	Audio	2 (Mic-in, Line-out)	-
	Power Supply	Power Output Wattage	300 W
Input Range	AC 100 ~ 240 V	AC 100 ~ 240 V	
Cooling	Chassis Fan	2 (4 cm / 24 CFM each)	2 (4 cm / 24 CFM each)
Miscellaneous	LED Indicators	Power, HDD activity, temperature, fan, LAN1 and LAN2	Power, HDD activity, temperature, fan, LAN1 and LAN2
Environment	Operating Temperature	0 ~ 40° C (32 ~ 104° F)	Non-operating -20 ~ 60° C (-4 ~ 140° F)
	Humidity	10 ~ 85% @ 40° C non-condensing	10 ~ 95% @ 40° C non-condensing
	Physical Characteristics	Dimensions (W x H x D)	480 x 44 x 620 mm (19" x 1.7" x 24.3")
Weight		10 kg (22 lb)	10 kg (22 lb)

# SYS-1U1320-4A01 SYS-1U1320-4S01

## Dimensions

Unit: mm [inch]



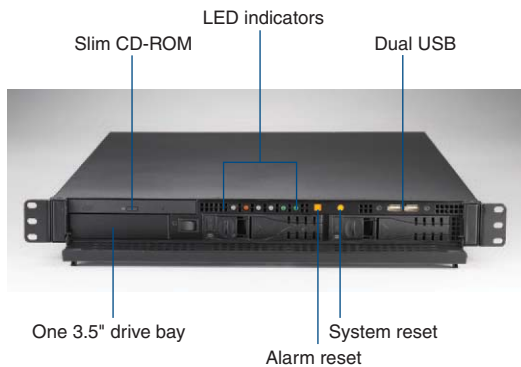
## Ordering Information

Please visit Advantech eStore for order entry.  
<http://buy.advantech.com/>

## System Contents

Item	Part Number
<b>SYS-1U1320-4A01</b>	
Chassis	ACP-1320MB0-30ZE
Motherboard	AIMB-766G2-00A1E
Riser Card	AIMB-RP10P-01A1E
<b>SYS-1U1320-4S01</b>	
Chassis	ACP-1320BP-30ZE
SBC	PCE-5124G2-00A1E
Backplane	PCE-5B03V-01A1E

## Front View



Dual front-accessible  
SATA HDD trays

# SYS-2U2000-7S01

# SYS-2U2000-4S03

Intel® Core i7/i5/i3 & Core™2  
Quad 2U SBC System with  
Four PCI Slots

**NEW**



## Features

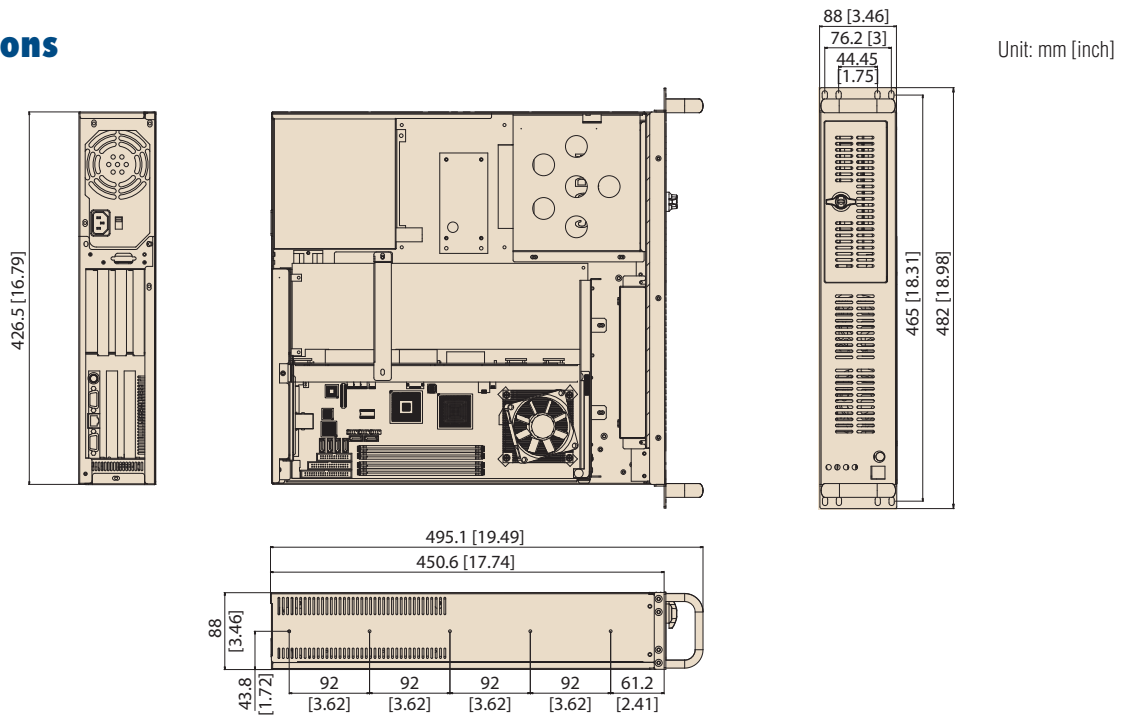
- Intel® Q57 platform
  - Supports Intel® Core™ i7/i5/i3 processor up to 2.9 GHz
  - Support dual channel DDR3 1333 MHz up to 8 GB
  - Supports Intel® Core™2 Quad processor up to 2.66 GHz
  - Supports dual channel DDR3 800/1066 MHz up to 4 GB
- Expandability
  - Supports four PCI add-on cards for Q965 platform
  - Supports one PCIe x16 and four PCI cards for Q57 platform

## Specifications

Form Factor		SYS-2U2000-7S01	SYS-2U2000-4S03
Processor System	Chipset	Intel Q57	Intel G41 + ICH7R
	CPU	Supports to Intel Core i7/i5/i3 up to 2.93 GHz	Supports Intel Core 2 Quad processor up to 2.66 GHz
	L2 Cache	up to 8 MB	6 MB
	Front side Bus	-	800/1066/1333 MHz
Memory		Dual channel DDR3 800/1066/1333 SDRAM up to 8 GB	Dual channel DDR3 800/1066 SDRAM up to 4 GB
	Controller	Intel GFX (Only the Core i5 600 , Core i3 and Pentium CPU with dual core are embedded with integrated graphics)	Intel Graphics Media Accelerator X4500
Expansion Slot	PCIe x16	1	-
	PCI	4	4
Storage	Optical Drive (supported)	Slim DVD-ROM / CD-RW / CD-ROM	Slim DVD-ROM / CD-RW / CD-ROM
	HDD (supported)	SATA	SATA
Drive Bay	Slim ODD Bay	1	1
	3.5" (front-accessible)	2	2
Ethernet	Interface	10/100/1000 Mbps Gigabit Ethernet	10/100/1000 Mbps Gigabit Ethernet
	Controller	Intel 82578DM, Intel 82583V	Intel 82583V
Front I/O Interface	USB	2	2
	PS/2	1	1
Rear I/O Interface	USB	-	-
	PS/2	1	1
	COM	-	-
	VGA	1	1
	Parallel	-	-
	RJ-45	2	2
Watchdog Timer	Output	System Reset	System Reset
	Interval	Programmable, 1~255 sec/min	Programmable, 1~255 sec/min
Power Supply	Power Output Wattage	300 W	300 W
	Input Range	AC 100 ~ 240 V	AC 100 ~ 240 V
Cooling	Chassis Fan	2 (8 cm / 47 CFM each)	2 (8 cm / 47 CFM each)
	Air Filter	Yes	Yes
Miscellaneous	LED Indicators	Power status, HDD activity, temperature and fan	Power status, HDD activity, temperature and fan
		Operating	Non-operating
Environment	Temperature	0 ~ 40° C (32 ~ 104° F)	-20 ~ 60° C (-4 ~ 140° F)
	Humidity	10 ~ 85% @ 40° C non-condensing	10 ~ 95% @ 40° C non-condensing
Physical Characteristics	Dimensions (W x H x D)	482 x 88 x 452 mm (19" x 3.5" x 17.8")	482 x 88 x 452 mm (19" x 3.5" x 17.8")
	Weight	15 kg (33 lb)	15 kg (33 lb)

# SYS-2U2000-7S01 SYS-2U2000-4S03

## Dimensions



## Ordering Information

Please visit Advantech eStore for order entry.  
<http://buy.advantech.com/>


## System Contents

Item	Part Number
<b>SYS-2U2000-4S03</b>	
Chassis	ACP-2000P4-30ZE
SBC	PCA-6011G2-00A1E
Backplane	Included in chassis
Power Supply	PS-300ATX-ZBE
<b>SYS-2U2000-7S01</b>	
Chassis	ACP-2000EBP-30ZE
SBC	PCE-5125QG2-00A1E
Backplane	PCE-5B06V-04A1E
Power Supply	PS-300ATX-ZBE

## Front View



## Inside View



# SYS-2U2010-4A01

## 2U Intel® Core™2 Quad ATX System with Low-Profile Rear Bracket Option



### Features

- Intel® Q35 platform
  - Supports dual core and quad core processors with 45 nm processing
  - Supports dual channel DDR2 667/800 SDRAM up to 8 GB
- Expandability
  - Supports three PCI add-on cards with optional riser card
  - Great scalability with one 3.5" and one 5.25" front-accessible drive bays
- User friendly and alarm notification
  - Front LED indicators for system power, fan, HDD and in-chassis temperature

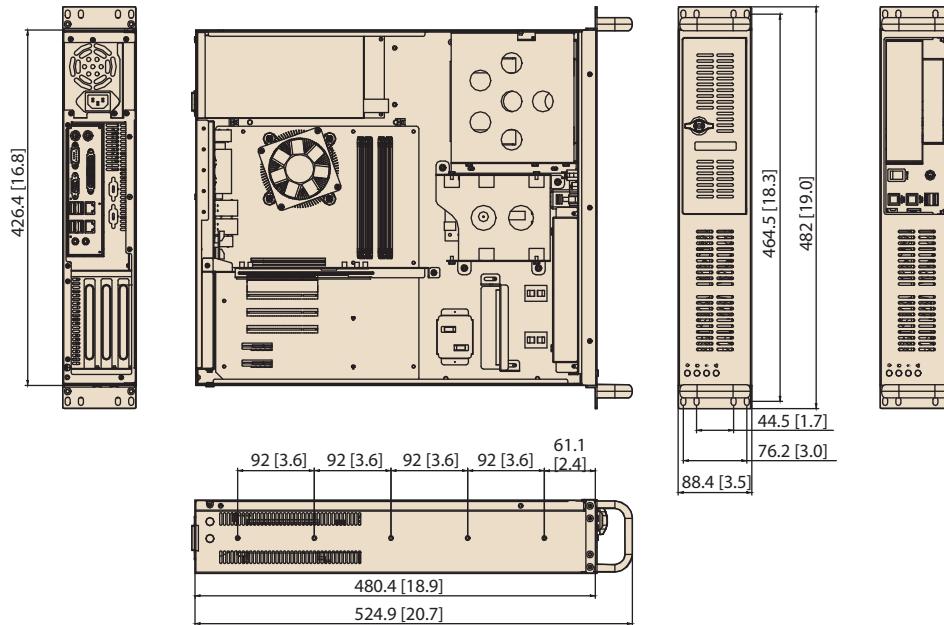
### Specifications

Model	SYS-2U2010-4A01				
Processor System	Chipset	Intel Q35 + ICH9DO			
	CPU	Core 2 Quad	Core 2 Duo	Pentium Dual Core	Celeron
		2.66 GHz	3 GHz	2.6 GHz	2.0 GHz
	L2 Cache	6 MB	6 MB	1 MB	512 KB
	Front Side Bus	800/1066/1333 MHz			
Graphics	Memory	Dual channel DDR2 667/800 MHZ up to 8 GB			
	Controller	Intel GMA3100 integrated			
	VRAM	Dynamically shared system memory up to 384 MB			
Expansion Slot	PCI	3			
Storage	Optical Drive (supported)	CD-ROM / CD-RW/ DVD-RW-ROM			
	HDD (supported)	SATA			
Drive Bay	5.25" (front-accessible)	1			
	3.5" (front-accessible)	1			
	3.5" (internal)	2			
Ethernet	Interface	10/100/1000 Mbps Gigabit Ethernet			
	Controller	Intel 82566DM, 82573L			
Front I/O Interface	USB	2			
	PS/2	1			
Rear I/O Interface	USB	4			
	PS/2	2			
	COM	2			
	VGA	1			
	Parallel	1			
	RJ-45	2			
	Audio	2 (Mic-in, Line-out)			
Power Supply	Power Output Wattage	300 W			
	Input Range	AC 100 ~ 240 V			
Cooling	Chassis Fan	2 (8 cm / 47 CFM) + 1 (6CM / 28 CFM)			
	Air Filter	Yes			
Miscellaneous	LED Indicators	Power status, HDD activity, temperature and fan			
Environment		Operating		Non-operating	
	Temperature	0 ~ 40° C (32 ~ 104° F)		-20 ~ 60° C (-4 ~ 140° F)	
	Humidity	10 ~ 85% @ 40° C non-condensing		10 ~ 95% @ 40° C non-condensing	
Physical Characteristics	Dimensions (W x H x D)	482 x 88 x 480 mm (19" x 3.46" x 18.9")			
	Weight	16 kg (35 lb)			



## Dimensions

Unit: mm [inch]



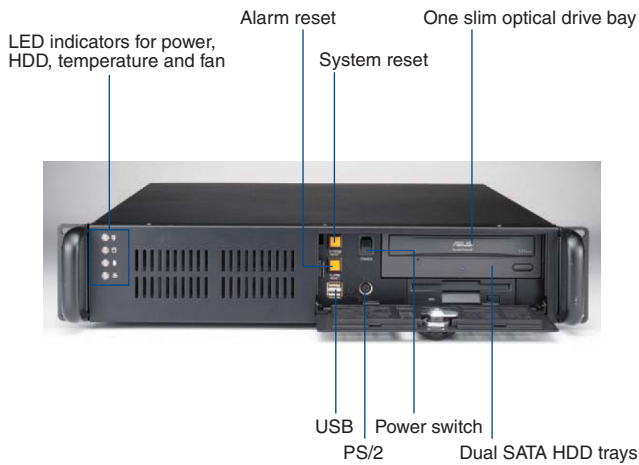
## Ordering Information

Please visit Advantech eStore for order entry.  
<http://buy.advantech.com/>

## System Contents

Item	Part Number
Chassis	ACP-2010MB0-30ZBE
Motherboard	AIMB-766G2-00A1E
Riser Card	AIMB-RP30P-03A1E

## Front View



## Rear View



# SYS-2U2320-8A01

2U Intel® Core™ i7/i5/i3  
LGA1155 ATX System with Dual  
Mobile SATA/SAS HDD Trays

**NEW**



## Features

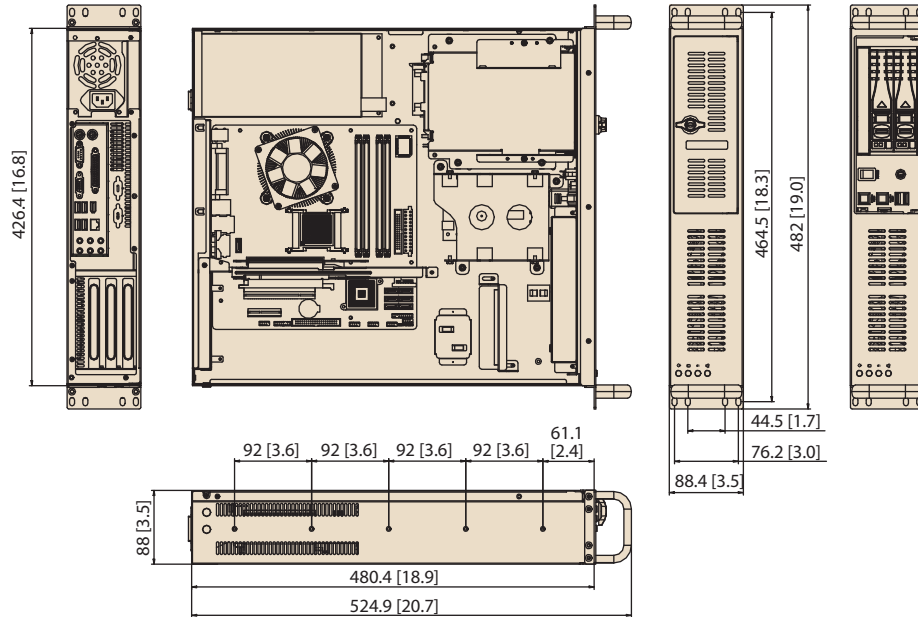
- Intel® Q67 Platform
  - Supports Intel® Core™ i7/i5/i3 up to 3.4 GHz
  - Supports dual display of VGA and DVI and dual GbE LAN
- RAID ready platform
  - Dual easy-to-access SATA/ SAS HDD trays
  - Optional optical drive and reserved space for 2 internal HDDs
- Expandability
  - Supports one PCIe x16 and two PCI add-on cards with optional riser card

## Specifications

Model	SYS-2U2320-8A01			
Processor System	Chipset	Intel Q67		
	CPU	Core i7 2600 3.4 GHz	Core i5 2xxx 3.3 GHz	Core i3 2xxx 3.3 GHz
	L2 Cache	8 MB	6 MB	3 MB
	Front Side Bus	-		
Graphics	Memory	Dual channel DDR3 1066/1333		
	Controller	Intel HD Graphics		
	VRAM	1 GB maximum shared memory with 2 GB and above system memory installed		
Expansion Slot	PCIe x16	-		
	PCIe x1	-		
	PCI	3		
Drive Bay	Slim Odd Bay	-		
	5.25" Front-Accessble	-		
	3.5" Front-Accessble	2		
	3.5" Internal	2		
	2.5" Internal	-		
Ethernet	Interface	10/100/1000 Mbps Gigabit Ethernet		
	Controller	Intel 82579LM, Intel 82583V		
Front I/O Interface	USB	2		
	PS/2	2		
	COM	2		
	Display	1 VGA + 1 DVI		
	Parallel	-		
	RJ-45	2		
	Audio	2 (Mic-in, Line-out)		
Watchdog Timer	Output	Interrupt, system reset		
	Interval	Programmable, 1~255 sec/min		
Power Supply	Power Output Wattage	300 W		
	Input Range	AC 100 ~ 240 V		
Cooling	Chassis Fan	2 (8 cm / 47 CFM) + 1 (6 cm / 28 CFM)		
	Air Filter	Yes		
Miscellaneous	LED Indicators	Power status and HDD activity		
Environment		Operating	Non-operating	
	Temperature	0 ~ 40° C (32 ~ 104° F)	-20 ~ 60° C (-4 ~ 140° F)	
	Humidity	10 ~ 85% @ 40° C non-condensing	10 ~ 95% @ 40° C non-condensing	
Physical Characteristics	Dimension	482 x 88 x 480 mm (19" x 3.46" x 18.9")		
	Weight	16 kg (35 lb)		

## Dimensions

Unit: mm [inch]




## Ordering Information

Please visit Advantech eStore for order entry.  
<http://buy.advantech.com/>

## System Contents

Item	Part Number
Chassis	ACP-2320MB-30Z
Motherboard	AIMB-781QG2-00A1E
Riser card	AIMB-RP30P-03A1E

## Front View



## Rear View



# SYS-4U4000-7A01

# SYS-4U4000-7S01

4U Intel® Core™ i7/i5/i3 ATX/  
SBC System with Visual &  
Audible Alarm Notification

**NEW**



## Features

- Intel® Q57 platform
  - Supports Intel® Core™ i7/i5/i3 up to 2.93 GHz
  - Supports dual display of VGA and DVI and dual GbE LAN
- Expandability
  - Supports numerous PCI/PCIe add-on cards
  - Great scalability with one 3.5" and three 5.25" front-accessible drive bays
  - Front-accessible USB and PS/2 interfaces for easy data transfer
- Front LED indicators and audible alarm notification for system fault detection
- Lockable front door prevents unauthorized access

## Specifications

Model		SYS-4U4000-7A01	SYS-4U4000-7S01
Processor System	Chipset	Intel Q57	Intel Q57
	Processor	Supports up to Intel Core i7/i5/i3 up to 2.93 GHz	Supports up to Intel Core i7/i5/i3 up to 2.93 GHz
	L2 Cache	up to 8 MB	up to 8 MB
	Memory	Dual channel DDR3 800/1066/1333 SDRAM up to 16 GB	Dual channel DDR3 800/1066/1333 SDRAM up to 8 GB
Graphics	Controller	Intel GFX (Only the Core i5 600 , Core i3 and Pentium CPU with dual core are embedded with integrated graphics)	Intel GFX (Only the Core i5 600 , Core i3 and Pentium CPU with dual core are embedded with integrated graphics)
	Expansion Slot		
Expansion Slot	PCIe x16	1	1
	PCIe x4	1	1
	PCIe x1	1	-
	PCI	4	4
Storage	Optical Drive (supported)	CD-ROM / DVD-ROM / CD-RW	CD-ROM / DVD-ROM / CD-RW
	HDD (supported)	SATA	SATA
Drive Bay	5.25" (front-accessible)	3	3
	3.5" (front-accessible)	1	1
Ethernet	Interface	10/100/1000 Mbps Gigabit Ethernet	10/100/1000 Mbps Gigabit Ethernet
	Controller	Intel 82578DM, Intel 82583V	Intel 82578DM, Intel 82583V
Front I/O Interface	USB	2	2
	PS/2	1	1
Rear I/O Interface	USB	4	1
	PS/2	2	1
	COM	2	-
	Display	1 VGA + 1 DVI	1 VGA
	Parallel	-	-
	RJ-45	2	2
	Audio	2 (Mic-in, Line-out)	-
Watchdog Timer	Output	System reset	System reset
	Interval	Programmable, 1~255 sec/min	Programmable, 1~255 sec/min
Power Supply	Power Output Wattage	400 W	400 W
	Input Range	AC 100 ~ 240 V	AC 100 ~ 240 V
Cooling	Chassis Fan	2 (12 cm / 85 CFM each)	2 (12 cm / 85 CFM each)
	Air Filter	Yes	Yes
Miscellaneous	LED Indicators	Power, HDD activity, temperature, fan and LAN connectivity	Power, HDD activity, temperature, fan and LAN connectivity
	Environment		
Environment	Temperature	Operating 0 ~ 40° C (32 ~ 104° F)	Non-operating -20 ~ 60° C (-4 ~ 140° F)
	Humidity	10 ~ 85% @ 40° C non-condensing	10 ~ 95% @ 40° C non-condensing
	Color	Black	Black
Physical Characteristics	Dimensions (W x H x D)	482 x 177 x 480 mm (19" x 7" x 18.9")	482 x 177 x 480 mm (19" x 7" x 18.9")
	Weight	20 kg (44 lb)	20 kg (44 lb)



# SYS-4U4320-8A01

# SYS-4U4320-8S01

4U Intel® Core™ i7/i5/i3  
LGA1155 ATX/SBC System with  
Dual SATA/SAS HDD Trays

NEW

PICMG 1.3



## Features

- Intel® Q67 platform
  - Supports Intel® Core™ i7/i5/i3 LGA1155 up to 3.4 GHz
  - Supports DDR3 1066/1333 MHz
- Easy data mirroring
  - Supports two SATA/SAS HDD mobile racks for data mirroring
- Expandability
  - Supports numerous PCI/PCIe add-on cards
  - Great scalability with one 3.5" and three 5.25" front-accessible drive bays
- LED indicators and alarm notification for system fault detection and network connection
- Lockable front door prevents unauthorized access

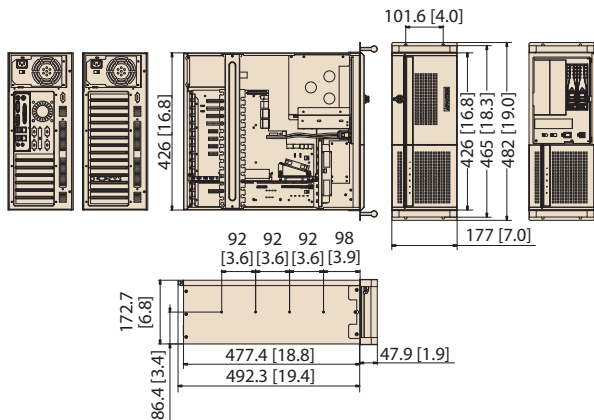
## Specifications

Model		SYS-4U4320-8A01			SYS-4U4320-8S01		
Processor System	Chipset	Intel Q67			Intel Q67		
	CPU	Core i7 2600	Core i5 2xxx	Core i3 2xxx	Core i7 2600	Core i5 2xxx	Core i3 2xxx
	L2 Cache	3.4 GHz	3.3 GHz	3.3 GHz	3.4 GHz	3.3 GHz	3.3 GHz
	Front Side Bus	8 MB	6 MB	3 MB	8 MB	6 MB	3 MB
	Memory	-			-		
Graphics	Controller	Intel HD Graphics			Intel HD Graphics		
	VRAM	1 GB maximum shared memory with 2 GB and above system memory installed			1 GB maximum shared memory with 2 GB and above system memory installed		
Expansion Slot	PCIe x16	1			1		
	PCIe x1	1			1		
	PCI	4			4		
Drive Bay	Slim Odd Bay	-			-		
	5.25" Front-Accessible	2			2		
	3.5" Front-Accessible	2			2		
	3.5" Internal	-			-		
	2.5" Internal	-			-		
Ethernet	Interface	10/100/1000 Mbps Gigabit Ethernet			10/100/1000 Mbps Gigabit Ethernet		
	Controller	Intel 82579LM, Intel 82583V			Intel 82579LM, Intel 82583V		
Front I/O Interface	USB	2			2		
	PS/2	4			1		
Rear I/O Interface	COM	2			1		
	VGA	2			-		
	Parallel	1VGA+ 1DVI			1		
	RJ-45	-			-		
	RJ-45	2			2		
Watchdog Timer	Output	Interrupt, system reset			Interrupt, system reset		
	Interval	Programmable, 1~255 sec/min			Programmable, 1~255 sec/min		
Power Supply	Power Output Wattage	400 W			400 W		
	Input Range	AC 100 ~ 240 V			AC 100 ~ 240 V		
Cooling	Chassis Fan	2 (12 cm /85 CFM each) / 1 (12 cm /114 CFM) + 1 (6 cm /28 CFM)			2 (12 cm /85 CFM each) / 1 (12 cm /114 CFM) + 1 (6 cm /28 CFM)		
	Air Filter	Yes			Yes		
Miscellaneous	LED Indicators	Power status and HDD activity			Power status and HDD activity		
Environment	Temperature	Operating	0 ~ 40° C (32 ~ 104° F)		Operating	0 ~ 40° C (32 ~ 104° F)	
		Non-operating	-20 ~ 60° C (-4~140° F)		Non-operating	-20 ~ 60° C (-4~140° F)	
	Humidity	10 ~ 85% @ 40° C	10 ~ 95% @ 40° C		10 ~ 85% @ 40° C	10 ~ 95% @ 40° C	
Physical Characteristics	Dimension	482 x 177 x 479 mm (19" x 7.0" x 18.9")			482 x 177 x 479 mm (19" x 7.0" x 18.9")		
	Weight	16 kg (35 lb)			16 kg (35 lb)		

# SYS-4U4320-8A01 SYS-4U4320-8S01

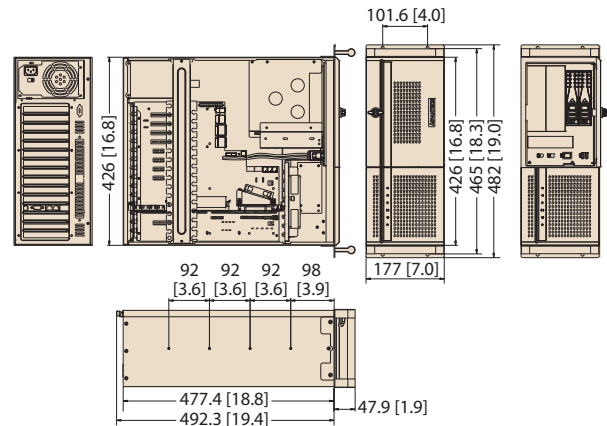
## Dimensions

SYS-4U4320-8A02



SYS-4U4320-8S02

Unit: mm [inch]



## Ordering Information

Please visit Advantech eStore for order entry.  
<http://buy.advantech.com/>


## System Contents

Model Number	Item	Part Number
SYS-4U4320-8A01	Chassis	ACP-4320MB-00XE
	Motherboard	AIMB-781QG2-00A1E
	Power Supply	PS-400ATX-ZBE
SYS-4U4320-8S01	Chassis	ACP-4320BP-00XE
	SBC	PCE-5126QG2-00A1E
	Backplane	PCE-5B10-04A1E
	Power Supply	PS-400ATX-ZBE

## Front View



## Inside View



# SYS-4U619-4A01

# SYS-4U619-4S01

## Compact 4U Intel® Core™2 Quad Rackmount System for Motherboard and Full-size SBC

**NEW**



### Features

- Intel® G41 platform
  - Supports Intel® Core™2 Quad up to 2.66 GHz
  - Dual channel DDR3 800/1066 SDRAM up to 4 GB
  - Space-saving 4U rackmount system with only 429mm depth
- Supports up to 15 slots backplane
- Shock-resistant drive bay design supports up to two 5.25" HDD and one 3.5" disk drive
- LED indicators for power supply, HDD activity, system fan

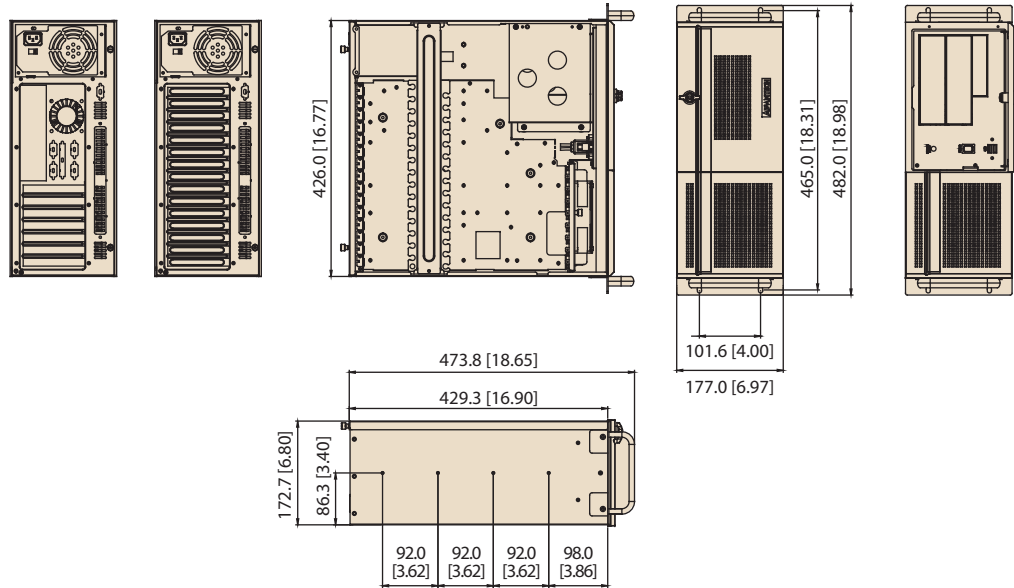
### Specifications

Model		SYS-4U619-4A01			SYS-4U619-4S01		
Processor System	Chipset	Intel G41 + ICH7			Intel G41 + ICH7R		
	CPU	Core 2 Quad	Core 2 Duo	Pentium	Core 2 Quad	Core 2 Duo	Pentium 4
	L2 Cache	3.0 GHz	3.16 GHz	2.93 GHz	2.66 GHz	3.33 GHz	3.4 GHz
	Front Side Bus	12 MB	512 KB	8 MB	6 MB	6 MB	3 MB
	Memory	800/1066/1333 MHz			800/1066/1333 MHz		
Graphics	Memory	DDR3 800/1066 MHz Max. 4GB			DDR3 800/1066 MHz Max. 4GB		
	Controller	Intel GMA X4500			Intel GMA X4500		
	VRAM	Shared system memory max. 352 MB			Shared system memory max. 352 MB		
Expansion Slot	PCIe x16	1			-		
	PCIe x1	1			-		
	PCI	5			6		
Drive Bay	Slim Odd Bay	-			-		
	5.25" Front-Accessible	2			2		
	3.5" Front-Accessible	1			1		
	3.5" Internal	-			-		
	2.5" Internal	-			-		
Ethernet	Interface	10/100/1000 Mbps Gigabit Ethernet			10/100/1000 Mbps Gigabit Ethernet		
	Controller	Realtek RTL8111DL			Intel 82538V		
Front I/O Interface	USB	2			2		
Rear I/O Interface	USB	4			1		
	PS/2	2			1		
	COM	2			-		
	VGA	1			1		
	Parallel	1			-		
	RJ-45	1			2		
Watchdog Timer	Output	Interrupt, system reset			Interrupt, system reset		
	Interval	Programmable, 1~255 sec/min			Programmable, 1~255 sec/min		
Power Supply		300W			300W		
Cooling		1(12 cm/85CFM)			1(12 cm/85CFM)		
Miscellaneous	LED Indicators	power status and HDD activity			power status and HDD activity		
Environment	Temperature	Operating 0 ~ 40° C (32 ~ 104° F)		Non-operating -20 ~ 60° C (-4 ~ 140° F)		Operating 0 ~ 40° C (32 ~ 104° F)	
	Humidity	10 ~ 85% @ 40° C		10 ~ 95% @ 40° C		10 ~ 85% @ 40° C	
Physical Characteristics	Dimension	482 x 177 x 430 mm (19" x 7" x 16.9)			482 x 177 x 430 mm (19" x 7" x 16.9)		
	Weight	15 kg (33 lb)			15 kg (33 lb)		



## Dimensions

Unit: mm [inch]



## Ordering Information

Please visit Advantech eStore for order entry.  
<http://buy.advantech.com/>


## System Contents


Model Number	Item	Part Number
SYS-4U619-4A01	Chassis	IPC-619MB-30ZE
	Motherboard	AIMB-769VG-00A1E
SYS-4U619-4S01	Chassis	IPC-619BP-30ZE
	SBC	PCA-6011G2-00A1E

## Front View



## Inside View





## Tailor-made Chassis Services

*Your Outsourcing Partner*



**ADVANTECH**

*Enabling an Intelligent Planet*

### Tailor-made Chassis Services

Advantech offers a full range of chassis to satisfy the increasing need for flexible products that allow for limited modification. We serve a world-wide market with a focus on local service and support. Advantech chassis are put together from a selection of motherboards and SBC's to create a system solution built with strictly certified components that undergo rigorous testing for guaranteed compatibility and reliability to match customer needs.

- Chassis design and customization
- System validation / Quality assurance
- Thermal solution
- Silk screening services
- System assembly
- Customized packaging design



# Industrial Computer Chassis



<b>Selection Guide</b>		<b>4-2</b>
<b>Mini-ITX Chassis</b>		
<b>ARK-6610/6620</b>	Compact Embedded Chassis for Mini-ITX Motherboard	<b>4-6</b>
<b>ARK-6622</b>	Compact Embedded Mini-ITX Chassis with One Expansion Slot	<b>4-8</b>
<b>AIMB-C200</b>	Economical Embedded Chassis for Mini-ITX Motherboard	<b>4-10</b>
<b>Wallmount Chassis</b>		
<b>AIMB-C600</b>	Economical Desktop Chassis for MicroATX Motherboard	<b>4-12</b>
<b>IPC-5120/7120</b>	Desktop/Wallmount Chassis for MicroATX/ATX Motherboard with Front I/O Interfaces	<b>4-14</b>
<b>IPC-5122</b>	Desktop/Wallmount Chassis for MicroATX Motherboard with PS/2 Power Supply	<b>4-16</b>
<b>IPC-7220</b>	Desktop/Wallmount Chassis for ATX Motherboard	<b>4-18</b>
<b>IPC-6006</b>	6-Slot Card Cage	<b>4-20</b>
<b>IPC-6806</b>	6-Slot Desktop/Wallmount Chassis for Full/Half-Size SBC with 1U Power Supply	<b>4-22</b>
<b>IPC-6908</b>	8-Slot Desktop/Wallmount Chassis with Front Alarm Notification and Redundant Power Supply Option	<b>4-24</b>
<b>IPC-3026</b>	6-Slot Desktop/Wallmount Chassis for Half-Size SBC	<b>4-26</b>
<b>IPC-6025</b>	5-Slot Desktop/Wallmount Chassis with Scalability for 5U Multi-system Solution	<b>4-28</b>
<b>IPC-6606/6608</b>	6/8-Slot Desktop/Wallmount Chassis with PS/2 and Redundant Power Supply Options	<b>4-30</b>
<b>IPC-7143</b>	Desktop/Wallmount Chassis for ATX Motherboard with 2 SATA HDD Trays & Bottom-accessible I/O	<b>4-32</b>
<b>1U Rackmount Chassis</b>		
<b>IPC-100-60SE</b>	1U Compact Fanless System with Intel Atom N450 on Board	<b>4-34</b>
<b>ACP-1010/1320</b>	1U Rackmount Chassis for Full-size SHB/SBC or ATX/MicroATX Motherboard with Dual SAS/SATA HDD Trays	<b>4-36</b>
<b>2U Rackmount Chassis</b>		
<b>ACP-2000/IPC-602</b>	2U 6-Slot Rackmount Chassis with Front USB and PS/2 Interfaces	<b>4-38</b>
<b>ACP-2010MB/2320MB</b>	2U Rackmount Chassis for ATX/MicroATX Motherboard with Low-Profile Rear Bracket Option	<b>4-40</b>
<b>IPC-603MB</b>	2U 3-Slot Rackmount Chassis for ATX/MicroATX Motherboard with Front I/O	<b>4-42</b>
<b>4U Rackmount Chassis</b>		
<b>ACP-4000</b>	4U Rackmount Chassis with Visual & Audible Alarm Notification	<b>4-44</b>
<b>ACP-4010/4320</b>	4U Rackmount Chassis with Dual System Support or Dual SAS/SATA HDD Trays	<b>4-46</b>
<b>ACP-4360</b>	4U Rackmount Chassis with 6 Hot-Swap SAS / SATA Trays for RAID	<b>4-48</b>
<b>IPC-510</b>	Economical 4U Rackmount Chassis with Front USB and PS/2 Interfaces	<b>4-50</b>
<b>IPC-610-F</b>	Classical 4U 15-Slot Rackmount Chassis	<b>4-52</b>
<b>IPC-610-H</b>	4U Rackmount Chassis with Visual & Audible Alarm Notification	<b>4-54</b>
<b>IPC-610-L/IPC-611</b>	4U 15-Slot Rackmount Chassis with Front-Accessible Fan	<b>4-56</b>
<b>IPC-619/IPC-619S</b>	Compact 4U Rackmount Chassis for Motherboard & Full-Size/Half-Size SHB/SBC	<b>4-58</b>
<b>IPC-623</b>	4U 20-Slot Rackmount Chassis with Multi-System and Front-Accessible Redundant Power Supply	<b>4-60</b>
<b>IPC-630</b>	New Generation 4U 15-Slot Rackmount Chassis	<b>4-62</b>
<b>5U Rackmount Chassis</b>		
<b>ACP-5360</b>	5U 20-Slot Rackmount Chassis with 6 Hot-Swap SAS/SATA HDD Trays and Redundant Power Supply	<b>4-64</b>
<b>6U Rackmount Chassis</b>		
<b>IPC-622</b>	6U 20-Slot Rackmount Chassis Supporting Quad-System and Redundant Power Supply	<b>4-66</b>
<b>7U Rackmount Chassis</b>		
<b>ACP-7360</b>	7U 20-Slot Rackmount Chassis with 6 Hot-Swap SAS/SATA HDD Trays and Redundant Power Supply	<b>4-68</b>

# Industrial Computer Chassis

## Selection Guide



Height (1U = 1.75")		Desktop / Wallmount							
Model Name		EBPC-3500	EBPC-5250	ARK-6610/ ARK-6620	ARK-6622H/L	AIMB-C200	AIMB-C600	IPC-5120/7120	IPC-5122
Form Factor Support		3.5" Biscuit SBC	5.25" Biscuit SBC	Mini-ITX	Mini-ITX	Mini-ITX	MicroATX	MicroATX/ATX	MicroATX
Drive Bay	Slim Optical Drive	-	1	1/-	-	-	-	-	1
	3.5"	Front	-	-	-	-	-	1	1
		Internal	1 x 2.5"	1	1/1	2 x 2.5"	1 x 2.5"	2	1
	5.25"	-	-	-	-	-	1	1	-
Front I/O	USB	Yes	Yes	Yes (on motherboard) + 2 cutouts	Yes (on motherboard)	Yes	Yes	Yes (on motherboard)	Yes
	PS/2	Yes	Yes	Yes (on motherboard)	Yes (on motherboard)	-	-	Yes (on motherboard)	-
Cooling	No. of Fans	1	1	1/2	2/1	-	1	2	1
	CFM	11.4	27.5	52.5 /27.72	27.7/15.5	-	17	1 x 85 1 x 10	85
Power	AC	-	180 W ATX	180 W ATX/ PFC 270 W ATX/ PFC	180 W ATX/ PFC	-/55W ATX	300 W SFX	250 W ATX/PFC 300 W ATX/PFC	300 W ATX/ PFC 400 W ATX/ PFC
	AC Redundant	-	-	-	-	-	-	-	-
	DC	46 W	-	-	-	-	-	-	-
No. of Slots / No. of Full-size Cards		-	2/0	1 for ARK-6610	1	-	4/0	7/0	4/0
Passive Backplane Options	PICMG 1.0	-	-	-	-	-	-	-	-
	PICMG 1.3	-	-	-	-	-	-	-	-
System Fault Detection		-	-	Yes	Yes	Yes	-	-	Yes
Dimensions (W x H x D)	mm	230 x 70 x 175	248 x 118 x 298	250 x 156 x 253 (ARK-6610)/ 272 x 88 x 232 (ARK-6620)	272 x 88 x 232	230 x 65 x 215	326 x 134 x 348	380 x 164 x 316.5	157 x 360 x 340
	inch	9.1 x 2.8 x 6.9	9.8 x 4.6 x 11.7	9.8 x 6.1 x 10 (ARK-6610)/ 10.7 x 3.5 x 9.1 (ARK-6620)	10.7 x 3.5 x 9.1	8.9 x 2.53 x 8.38	12.8 x 5.3 x 13.7	15 x 6.5 x 12.5	6.2 x 14.2 x 13.4
Weight	kg	1	2.5	4.8 (ARK-6610) / 3.5 (ARK-6620)	3.49	2.5	4.6	9	6.5
	lb	2.2	5.5	10.5 (ARK-6610) / 7.7 (ARK-6620)	7.68	5.5	10.1	19.8	14.3
Page		online	online	4-6	4-8	4-10	4-12	4-14	4-16



Desktop / Wallmount

IPC-7220	IPC-6006	IPC-6806	IPC-6908	IPC-3026	IPC-6025	IPC-6606/6608	IPC-7143
ATX/MicroATX	PICMG 1.0	PICMG 1.0	PICMG 1.0/1.3	PICMG1.0/1.3	PICMG 1.0/1.3	PICMG 1.0/1.3	ATX/MicroATX
-	-	-	-	-	-	-	1
1	-	1	1	-	1	1	2
1	-	1	1	1	1	-	2
2	-	1 (IPC-6806W) 0 (IPC-6806/6806S)	2	-	-	1 (IPC-6606) 2 (IPC-6608)	-
Yes	-	Yes	-	Yes	Yes	Yes	Yes
Yes	-	-	-	-	-	-	Yes
1	-	1	2	1	1	1	2
85	-	58 (IPC-6806W) 53 (IPC-6806/6806S)	53	53	53	53 (IPC-6606) 85 (IPC-6608)	1 x 85 1 x 47
300 W ATX/PFC 400 W ATX/PFC	-	150 W ATX/PFC (IPC-6806S) 250 W ATX/PFC (IPC-6806) 300 W ATX/PFC (IPC-6806W)	250 W ATX/PFC 300 W ATX/PFC 400 W ATX/PFC	150W ATX/PFC	270 W ATX/PFC	250 W ATX/PFC 300 W ATX/PFC 400 W ATX/PFC	300 W ATX/PFC 400 W ATX/PFC
300 W 1+1 400 W 1+1	-	-	300 W 1+1	-	-	-	300 W 1+1 400 W 1+1
300 W ATX	-	-	300 W ATX	-	-	-	-
7/7	6/6 (IPC-6006/6006P) 6/0 (IPC-6006S)	6/0 (IPC-6806S) 6/6 (IPC-6806/6806W)	8/8	6/0	5/5	6/6 (IPC-6606) 8/8 (IPC-6608)	7/7
-	refer to Chapter 5						-
-	refer to Chapter 5						-
Yes	-	-	Yes	Yes	-	-	Yes
200 x 320 x 480	158 x 186 x 368 (IPC-6006/6006P) 158 x 186 x 215 (IPC-6006S)	191 x 170 x 285 (IPC-6806S) 166 x 170 x 393 (IPC-6806) 198 x 213 x 393 (IPC-6806W)	200 x 300 x 463	150 x 222 x 270	111 x 212 x 420	173 x 254 x 396 (IPC-6606) 173 x 315 x 410 (IPC-6608)	320 x 450 x 200
7.9 x 12.6 x 18.9	6.2 x 7.3 x 14.5 (IPC-6006/6006P) 6.2 x 7.3 x 8.4 (IPC-6006S)	7.7 x 6.7 x 11.2 (IPC-6806S) 6.5 x 6.7 x 15.4 (IPC-6806) 7.8 x 8.4 x 15.4 (IPC-6806W)	7.9 x 11.8 x 18.2	5.9 x 8.7 x 10.6	4.4 x 8.3 x 16.5	6.8 x 12.4 x 16.1	12.6 x 17.7 x 7.9
13.7	2.5 (IPC-6006/6006P) 1.6 (IPC-6006S)	5.6 (IPC-6806S) 6.3 (IPC-6806) 7.8 (IPC-6806W)	12.9	4.4	4.7	9 (IPC-6606) 11 (IPC-6608)	14
30.5	5.5 (IPC-6006/6006P) 3.5 (IPC-6006S)	12.3 (IPC-6806S) 13.9 (IPC-6806) 17.2 (IPC-6806W)	28.5	9.7	10.3	19.8 (IPC-6606) 24.2 (IPC-6608)	30.8
4-18	4-20	4-22	4-24	4-26	4-28	4-30	4-32

- Server-grade IPCs 1
- Embedded IPCs 2
- Pre-configured Systems 3
- Industrial Computer Chassis 4
- Slot SBC & Passive Backplanes 5
- Industrial Motherboards 6
- Industrial Computer Peripherals 7

# Industrial Computer Chassis

NEW

NEW



## Selection Guide

Height (1U = 1.75")		1U Rackmount		2U Rackmount			4U Rackmount			
Model Name		IPC-100-60SE	ACP-1010/1320	ACP-2000/ IPC-602	ACP-2010MB/ ACP-2320MB	IPC-603MB	ACP-4000	ACP-4010/ ACP-4320	ACP-4360	
Form Factor Support		Mini-ITX	PICMG 1.0/1.3 ATX/MicroATX	PICMG 1.0/1.3	ATX/MicroATX	ATX/MicroATX	PICMG 1.0/1.3 ATX/MicroATX	PICMG 1.0/1.3 ATX/MicroATX	PICMG 1.0/1.3 ATX/MicroATX	
Drive Bay	Slim Optical Drive	1	1	1/-	-/1	1	-	-	1	
	3.5"	Front	-	1/2 (SAS/ SATA)+1	2/1	1/2 (SAS/SATA)	-	1	1/2 (SAS/SATA) + 1	6 (SAS/SATA) + 1
		Internal	-	1/-	-/1	2	1	-	1/-	-
	5.25"	-	-	-/1	1/-	-	3	2	-	
Front I/O	USB	Yes	Yes	Yes	Yes	-	Yes	Yes	Yes	
	PS/2	-	-	Yes	Yes	-	Yes	-	-	
Cooling	No. of Fans	0	2 (MB), 4 (BP)	2	2/3	2	2	2/2	3	
	CFM	-	2 x 24 (MB)/ 3 x 24 + 1 x 15 (BP)	2 x 47/ 2 x 40	2 x 47/ 2 x 47 + 1 x 28	47	85	2 x 85/ 1 x 114 + 1 x 28	1 x 114 + 2 x 47	
Power	AC	-	250 W ATX/PFC 300 W ATX/PFC	250 W ATX/PFC (IPC-602) 300 W ATX/PFC 400 W ATX/PFC	300 W ATX/PFC 400 W ATX/PFC	300 W ATX/PFC	300 W ATX/PFC 400 W ATX/PFC	300 W ATX/PFC 400 W ATX/PFC	400 W ATX/PFC 500 W ATX/PFC	
	AC Redundant	-	-	300 W 1+1 (ACP-2000)	-	-	300 W 1+1 400 W 1+1	300 W 1+1 400 W 1+1	400 W 1+1	
	DC	60W	-	-	-	-	-	-	-	
No. of Slots / No. of Full-size Cards		2/0	MB: 1/1 BP: 3/2	6/6	3/3	3/0	15/11	15/15 (ACP-4010) 15/10 (ACP-4320)	15/9	
Passive Backplane Options	PICMG 1.0	-	refer to Chapter 5			-	-	refer to Chapter 5		
	PICMG 1.3	-	refer to Chapter 5			-	-	refer to Chapter 5		
System Fault Detection		-	Yes	Yes	Yes	-	Yes	Yes	Yes	
Dimensions (W x H x D)	mm	480 x 44 x 288	1010: 480 x 44 x 497 1320: 480 x 44 x 617	482 x 88 x 451	482 x 88 x 480	482 x 88 x 308	482 x 177 x 479	482 x 177 x 479	482 x 177 x 501	
	inch	19 x 1.7 x 11.3	1010: 19 x 1.7 x 19.6 1320: 19 x 1.7 x 24.3	19 x 3.5 x 17.8	19 x 3.5 x 18.9	19 x 3.5 x 12.1	19 x 7 x 18.9	19 x 7 x 18.9	19 x 7 x 19.8	
Weight	kg	2.2	8	11.5/11.3	10.7/11.7	6.4	15.2	16.6/17.6	19.5	
	lb	4.8	17.6	25.3/24.9	23.5/25.7	14.1	33.5	36.5/38.7	42.9	
Page		4-34	4-36	4-38	4-40	4-42	4-44	4-46	4-48	

- Server-grade IPCs 1
- Embedded IPCs 2
- Pre-configured Systems 3
- Industrial Computer Chassis 4
- Slot SBC & Passive Backplanes 5
- Industrial Motherboards 6
- Industrial Computer Peripherals 7



4U Rackmount								5U Rackmount	6U Rackmount	7U Rackmount	
IPC-510	IPC-610-F	IPC-610-H	IPC-610-L	IPC-611	IPC-619/619S	IPC-623	IPC-630	ACP-5360	IPC-622	ACP-7360	
PICMG 1.0 ATX/MicroATX	PICMG 1.0/1.3 ATX/MicroATX	PICMG 1.0/1.3 ATX/MicroATX	PICMG 1.0/1.3 ATX/MicroATX	PICMG 1.0/1.3 ATX/MicroATX	PICMG 1.0/1.3 ATX/MicroATX	PICMG 1.0/1.3	PICMG 1.0/1.3 ATX/MicroATX	PICMG 1.0/1.3	PICMG 1.0	PICMG 1.0/1.3	
-	-	-	-	-	-	-	-	1	-	1	
1	1	1	1	1	-	1	1	6 (SAS/SATA)+1	-	6 (SAS/SATA)+1	
1	1	-	-	-	1	1	1	-	2	-	
3	3	3	3	3	2/1	3	3	1	4	2	
Yes	-	Yes	Yes	Yes	Yes	-	Yes	Yes	Yes	Yes	
Yes	-	Yes	-	-	-	-	-	Yes	-	Yes	
1	1	2	1	1	1	3	1	7	4	6	
77	85	85	85	85	85	114	85	3 x 114 + 2 x 47 + 2 x 25	58	4 x 58 + 2 x 47	
250 W ATX/ PFC 300 W ATX/ PFC	300 W ATX/ PFC 400 W ATX/ PFC	300 W ATX/ PFC 400 W ATX/ PFC	250 W ATX/ PFC 300 W ATX/ PFC	250 W ATX/ PFC 300 W ATX/ PFC	250 W ATX/ PFC 300 W ATX/ PFC	400 W ATX/ PFC 500 W ATX/ PFC	300 W ATX/ PFC 400 W ATX/ PFC	-	400 W ATX/ PFC 500 W ATX/ PFC	-	
-	300 W 1+1	300 W 1+1	-	-	-	460 W 1+1 570 W 2+1 810 W 3+1	300 W 1+1 400 W 1+1	460 W 1+1 570 W 2+1 810 W 3+1	460 W 1+1	460 W 1+1 570 W 2+1 810 W 3+1	
-	-	-	-	-	-	-	-	-	-	-	
15/8	15/10	15/11	15/11	15/11	15/10 10/0	20/20	15/10	20/20	20/20	20/20	
refer to Chapter 5											
refer to Chapter 5											
-	-	-	-	-	-	Yes	Yes	Yes	Yes	Yes	
482 x 177 x 446	BP: 482 x 177 x 449 MB: 482 x 177 x 499	482 x 177 x 479	482 x 177 x 479	482 x 177 x 479	482 x 177 x 430/ 482 x 177 x 275	482 x 177 x 657	482 x 177 x 449	BP: 482 x 177 x 449 MB: 482 x 177 x 499	482 x 222 x 662	482 x 266 x 464	482 x 307 x 502
19 x 7 x 17.6	BP: 19 x 7 x 17.8 MB: 19 x 7 x 19.6	19 x 7 x 18.9	19 x 7 x 18.9	19 x 7 x 18.9	19 x 7 x 16.9 / 19 x 7 x 10.8	19 x 7 x 26	19 x 7 x 17.8 MB: 19 x 7 x 19.6	19 x 8.75 x 26	19 x 10.5 x 18.3	19 x 12.1 x 19.7	
10.7	18	15	14.5	14.2	15 / 8	26	18	30	30	35	
23.5	39.6	33	31.9	31.2	33/17.6	57	39.6	66	66	77	
4-50	4-52	4-54	4-56	4-56	4-58	4-60	4-62	4-64	4-66	4-68	

# ARK-6610/6620

Compact Embedded Chassis for Mini-ITX Motherboard

**NEW**



## Features

- Front I/O interfaces with one expansion slot
- Reserves various cutouts for COM, DVI/LVDS, S/C-video, USB, and WLAN antenna
- Shockproof disk drive bay for one slim CD/DVD-ROM and one 3.5" hard disk
- Bottom door for access to CF or mini-PCI on the solder side of motherboard
- Optional 180 W or 270 W AC ATX PFC power supply with power cord hook
- LED indicators for system fault detection
- Easy-to-maintain system fan and reusable filter
- Optional WLAN 802.11 b/g module
- Bare version supports dedicated motherboard: AIMB-212/213

CE FCC RoHS COMPLIANT PRODUCT

## Specifications

		ARK-6610	ARK-6620
Disk Drive Bay	Slim Optical Drive	1	-
	3.5" (internal)	1	1
I/O Interface	COM	5	2
	USB	2	-
	DVI/LVDS	2	1
	S/C-Video	1	1
	WLAN Antenna	1	1
Cooling	Fan	1 (9 cm / 52.5 CFM)	2 (6 cm / 27.7 CFM, each)
	Air Filter	Yes	Yes
Miscellaneous	LED Indicators	Power, HDD, temperature	Power, HDD, temperature
	Control	Power switch	Power switch
Environment	Temperature	Operating 0 ~ 40° C (32 ~ 104° F)	Non-operating -20 ~ 60° C (-4 ~ 140° F)
	Humidity	10 ~ 85%, 40° C, non-condensing	10 ~ 95%, @ 40° C, non-condensing
	Vibration (5 ~ 500 Hz)	1 Grms	2 G
	Shock	10 G (with 11ms duration, half sine wave)	30 G
Physical Characteristics	Dimensions (W x H x D)	250 x 156 x 253 mm (9.8" x 6.1" x 10")	272 x 88 x 232 mm (10.7" x 3.5" x 9.1")
	Weight	4.76 kg (10.47 lb)	3.49 kg (7.68 lb)


## Front View

### ARK-6610



## Inside View


### ARK-6610



### ARK-6620



### ARK-6620

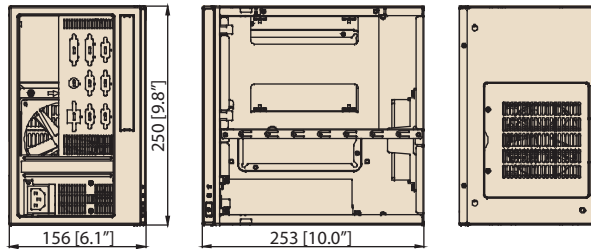




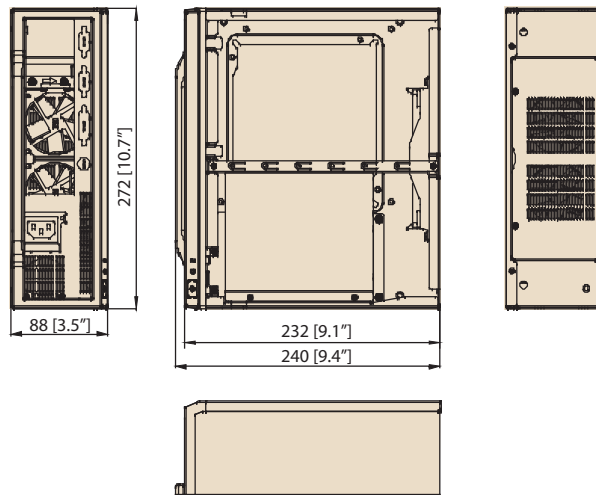
## Dimensions

Unit: mm [inch]

### ARK-6610



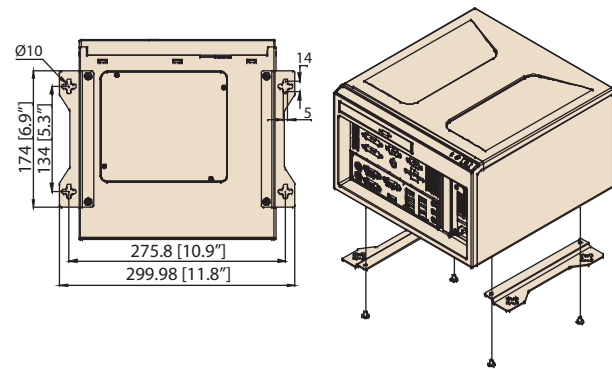
### ARK-6620



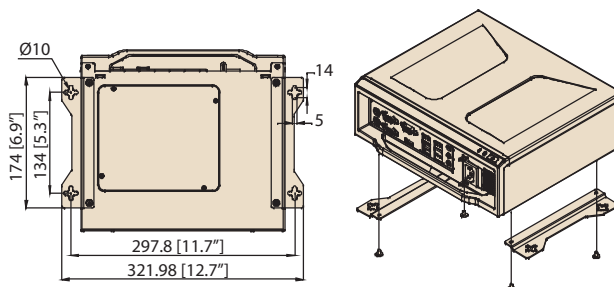
## Installation

Unit: mm [inch]

### ARK-6610



### ARK-6620



## Chassis Ordering Information

Part Number	Power Supply	Motherboard	Regulation
ARK-6610-00XBE	-	AIMB-212/213	CE, FCC
ARK-6610-18ZBE	1757000878	-	CE, FCC
ARK-6620-00XBE	-	AIMB-212/213	CE, FCC
ARK-6620-18ZBE	1757000878	-	CE, FCC

## Optional Accessories

Part Number	Description
1700003434	TV-out cable
1700003435	DVI cable
1750002561	52.5 CFM, 92 x 92 x 25.4 mm system cooling fan (For ARK-6610)
1750002580	27.7 CFM, system cooling fan 60 x 60 x 13 mm (For ARK-6620)
989K008732	VESA mounting kit for ARK-6620
1700008982	SATA power cable for slim ODD
ARK-WLAN-USBE	Frame module to support wireless LAN with USB interface

# ARK-6622

## Compact Embedded Mini-ITX Chassis with One Expansion Slot



### Features

- Mini-ITX chassis supports front I/O interfaces and one expansion slot
- Shockproof disk drive bay for up to two 2.5" hard disks
- Bottom door for access to devices on the solder side of motherboard
- Equipped with Flex 180W AC ATX PFC power supply with power cord hook
- LED indicators for system fault detection
- Easy-to-maintain system fans and reusable filter
- Optional WLAN 802.11 b/g module and VESA mounting kit
- Supports dedicated Advantech motherboard: AIMB-210/258/262/270



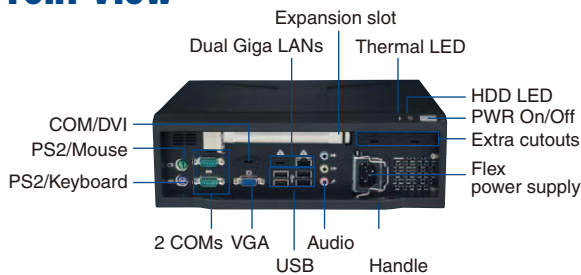
### Specifications

Disk Drive Bay	2.5" (internal)	2	
Front I/O Openings	USB	4	
	PS/2	2	
	COM	2	
	DVI/COM	1	
	RJ-45	2	
	Audio	3 (Mic-in, Line-out, Line-in)	
	VGA	1	
	Expansion slot	1*	
	Reserved cutouts	2 x DB-9 and 2 x Wireless Antenna Opening	
Cooling	System Fan	ARIK-6622H	ARK-6622L
	Air Filter	2 (6 cm/27.7CFM)	1 (6 cm/15.4CFM)
Miscellaneous	LED Indicators	Power, HDD, Temperature	
	Control	Power switch	
Environment	Temperature	Operating: 0 ~ 40° C (32 ~ 104° F)	Non-operating: -20 ~ 60° C (-4 ~ 140° F)
	Humidity	10 ~ 85%, @ 40° C, non-condensing	10 ~ 95%, @ 40° C, non-condensing
	Vibration (5 ~ 500 Hz)	1 Grms	2 G
	Shock	10 G (with 11ms duration, half sine wave)	30 G
Physical Characteristics	Dimensions (W x H x D)	272 x 88 x 232 mm (10.7" x 3.5" x 9.1")	
	Weight	3.49 kg (7.68 lb)	

\* The expansion slot is supported by dedicated riser cards, so an optional riser card is required for the add-on card.

\* 176 mm (W) x 22 mm (H) space is available for add-on cards to assemble in slot.

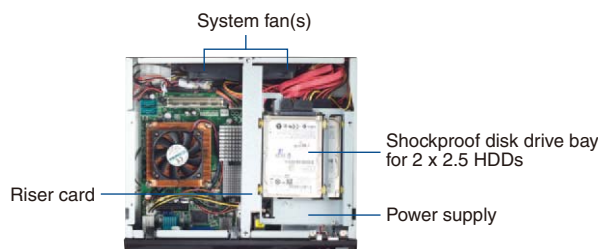
### Front View




### Rear Cover for Replacing Fans

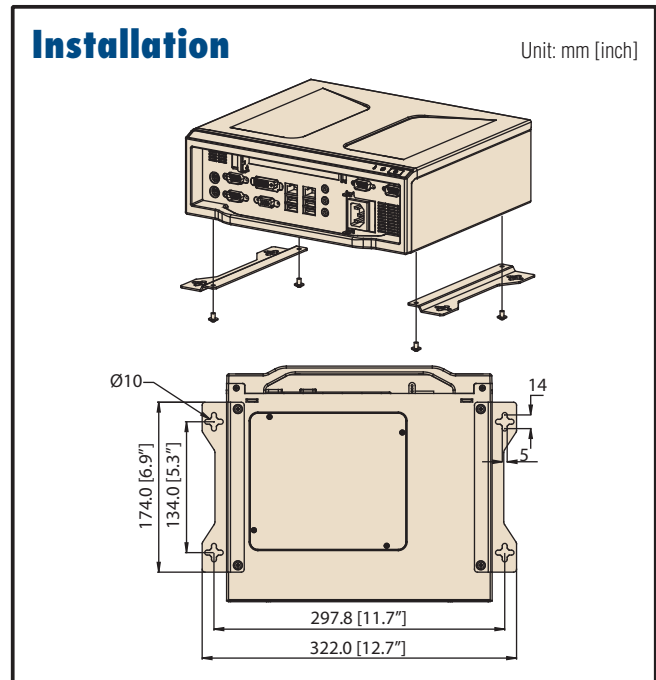
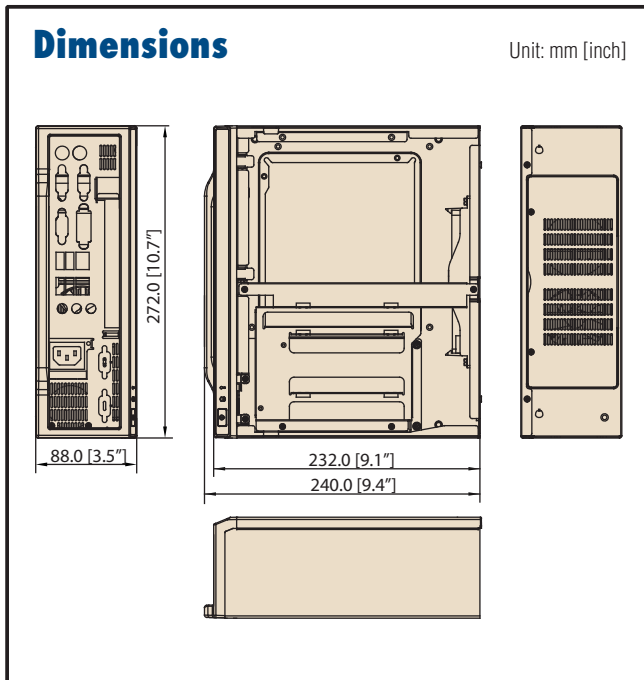


### Inside View



### 2.5" HDDs and Riser Card Bracket





## Power Supply Options

Part Number	Watts	Input	Output	Specifications		
				Mini-Load	Safety	MTBF
1757000878 (ATX, PFC)	180 W	AC 100 ~ 240 V	+5 V @ 16 A, +3.3 V @ 14 A, +12 V @ 14 A, -12 V @ 0.5 A, +5 Vsb @ 2 A	+5 V @ 0.3 A, +3.3 V @ 0.3 A, +12 V @ 0.3 A	UL/TUV/CE/CCC/CB	100,000 hours @ 25° C

## Ordering Information

Part Number	Power Supply	System Fan	Recommended Motherboard	Recommended Riser Card	Regulation
ARK-6622H-18ZE	1757000878	1750002580 x 2	AIMB-270/262	9892662210E	CE, FCC
ARK-6622L-18ZE	1757000878	1750005863 x 1	AIMB-258 AIMB-210	9892662210E 9892662200E	CE, FCC

## Optional Accessories

Part Number	Description
1960046922S000	1U LGA775 CPU cooler for AIMB-262
9892662200E	PCI Interface Riser Card (for AIMB-210)
9892662210E	PCIe x16 Interface Riser Card (AIMB-258/262/270)
989K008732	VESA mounting kit
ARK-WLAN-USBE	Wireless LAN module with USB interface

# AIMB-C200

## Economical Embedded Chassis for Mini-ITX Motherboard



### Features

- Economical Embedded chassis for Mini-ITX motherboard
- Front-accessible dual USB and LED indicators for system fault detection
- Supports one 2.5" HDD and one optional system cooling fan
- Reserved LVDS/COM/Antenna openings on rear window
- Supports dedicated Advantech motherboard: AIMB-210/212/213/270/272



### Specifications

Drive Bay	2.5" HDD	1	
I/O Interface	Front USB	2	
	Reserved Opening	AIMB-C200-BARE 1 x COM, 1 x LVDS, 1 x Antenna	AIMB-C200-55ZE 1 x LVDS, 1 x Antenna
Miscellaneous	LED Indicators	Power & HDD	
	Front Panel Control	Power & reset switch	
Physical Characteristics	Dimensions (W x H x D)	230 x 65 x 215 mm (9.06" x 2.56" x 8.52")	
	Weight	3.0 kg (6.6lb)	


### Front View



### Rear View

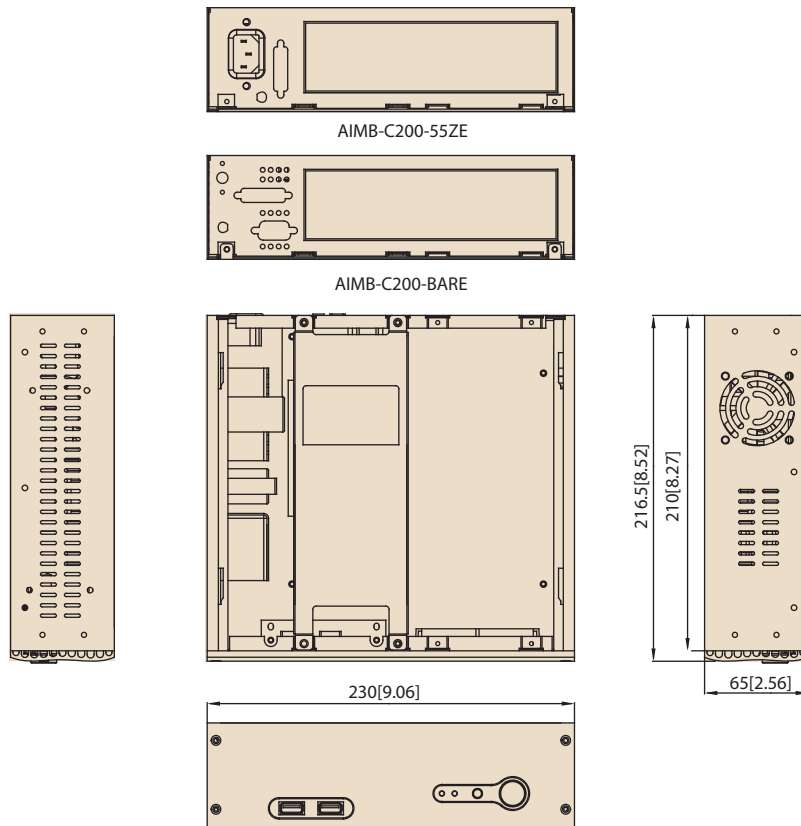


### Inside View



## Dimensions

Unit: mm [inch]



## Ordering Information

Part Number	Power Supply	Power Input	Supported MB
AIMB-C200-BARE	-	DC 12V	AIMB-212/213
AIMB-C200-55ZE	1757003534	AC 100 - 240 V	AIMB-210/270/272

## Optional Accessories

Part Number	Description
1750006008	11CFM system cooling fan 50 x 50 x 10 mm
1757003062	60W AC to DC12V adapter

## Power Supply Option

Part Number	Watts	Input	Specifications			
			Output	Mini-load	Safety	MTBF
1757003534	55W	AC 100-240 V	+12 V @ 3.5 A +5 V @ 7 A 5 Vsb @ 1.0 A +3.3 V @ 4 A -12 V @ 0.1 A	+12 V @ 0.8 A +5 V @ 1.0 A +3.3 V @ 0.6 A	UL/ TUV/ CB	100,000 hrs @ 25° C

# AIMB-C600

## Economical Desktop Chassis for MicroATX Motherboard



### Features

- Economical desktop chassis for MicroATX motherboard
- Supports four expansion slots
- Supports one 5.25" ODD and two 3.5" HDD
- Front-accessible dual USB 2.0
- Equipped with 300 W SFX power supply

### Specifications


Drive Bay	5.25" Optical Drive	1 (front-accessible)
	3.5"	2 (one front-accessible, one internal)
Cooling	Fan	1 (6 cm / 17 CFM)
I/O Interface	USB	2
Miscellaneous	Expansion Slots	4
	Front Panel Control	Power button
Power Supply	Power Output Wattage	300 W
	Input Range	AC 100 ~ 127 V / 200 ~ 240 V (selectable)
	Output Voltage	+12 V @ 14.5 A, +5 V @ 18 A, +5 Vsb @ 2 A, +3.3 V @ 18 A, -12 V @ 0.4 A
Physical Characteristics	Dimensions (W x H x D)	326 x 134 x 348 mm (12.8" x 5.3" x 13.7")
	Weight	4.6 kg (10.1 lb)

### Front View



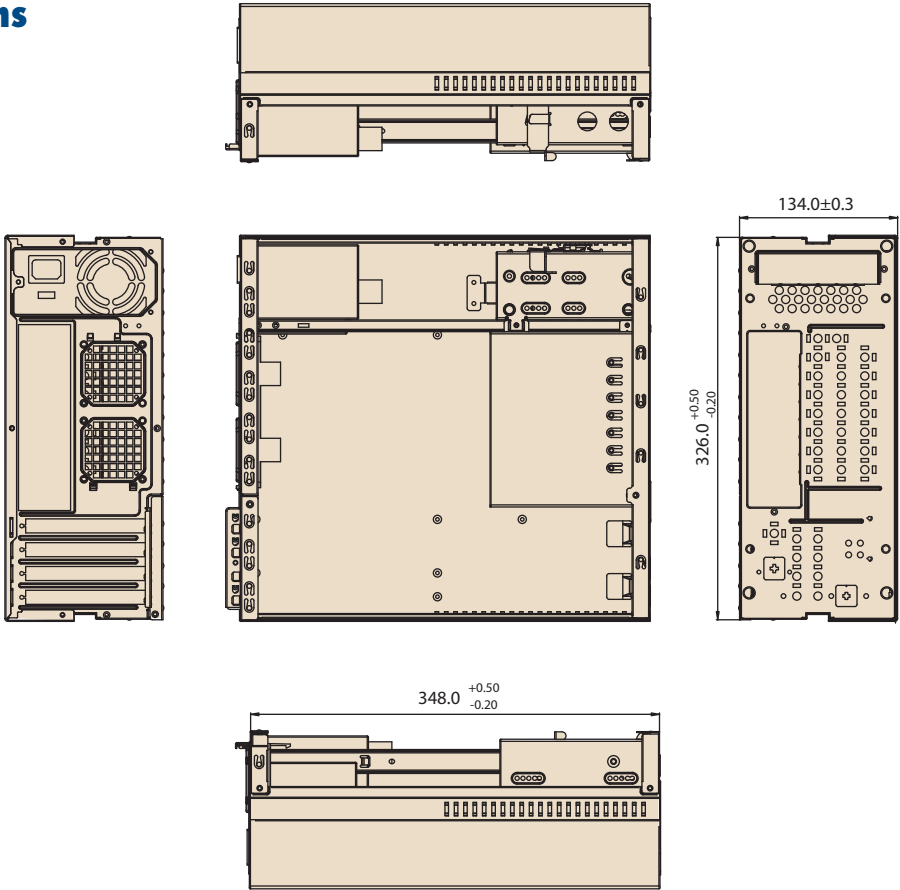
Power button with LED

### Rear View



Dimensions

Unit: mm



Ordering Information

Part Number	Description
AIMB-C600-00A1E	Economical desktop MicroATX chassis with 300W power supply

# IPC-5120/7120

## Desktop/Wallmount Chassis for MicroATX/ATX Motherboard with Front I/O Interfaces



IPC-7120

### Features


- All I/O interfaces are in the front
- Shock-resistant drive bay to hold one 5.25" and two 3.5" disk drives
- Supports up to four half-size add-on cards in the front
- LED indicators for power status and HDD activity
- Equipped with 1U, 300 W ATX/PFC power supply
- Easy-to-replace air filter



### Specifications

Drive Bay	5.25"	Front-accessible	Internal
	3.5"	1	-
Cooling	Fans	1 (12 cm / 85 CFM) + 1 (6 cm / 10 CFM)	
	Air Filter	Yes	
Miscellaneous	LED Indicators	Power status and HDD activity	
	Control	Power switch and system reset button	
Environment	Temperature	Operating 0 ~ 40° C (32 ~ 104° F)	Non-Operating -20 ~ 60° C (-4 ~ 140° F)
	Humidity	10 ~ 85% @ 40° C, non-condensing	10 ~ 95% @ 40° C, non-condensing
	Vibration (5 ~ 500 Hz)	1 Grms	2 G
	Shock	10 G (with 11 ms duration, half sine wave)	30 G
	Dimensions (W x H x D)	IPC-5120: 320 x 164 x 316.5 mm (12.6" x 6.5" x 12.5") IPC-7120: 380 x 164 x 316.5 mm (15" x 6.5" x 12.5")	
Physical Characteristics	Weight	IPC-5120: 8.0 kg (17.6 lb) IPC-7120: 9.0 kg (19.8 lb)	

### Front View



### Inside View




Easy-to-maintain fan filter



Shock-resistant drive bay for holding an internal 3.5" HDD



Plug ring-lock securely fastens the power cord



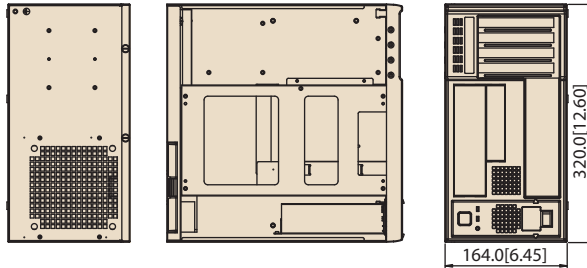
User-friendly mechanical design for installing an add-on card



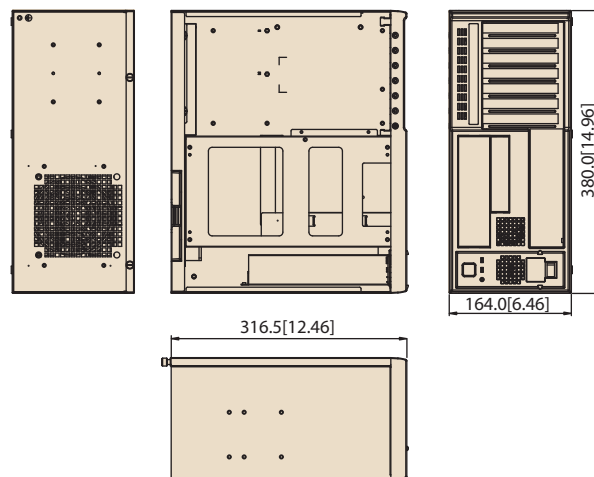
## Dimensions

Unit: mm [inch]

### IPC-5120



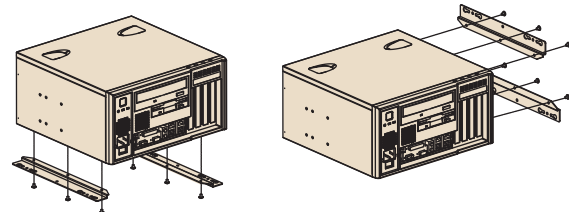
### IPC-7120



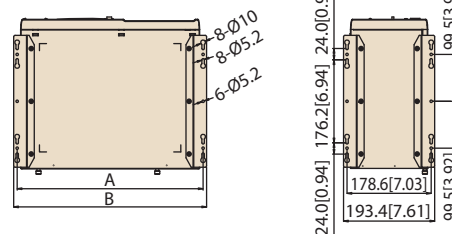
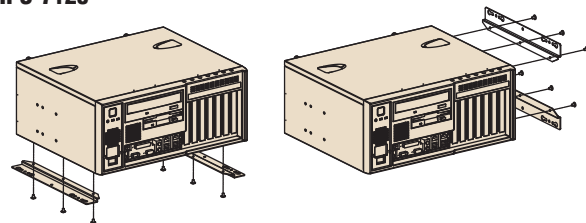
## Installation

Unit: mm [inch]

### IPC-5120



### IPC-7120



#### Dimensions

	IPC-5120	IPC-7120
A	334.6 [13.17]	334.6 [13.17]
B	350.0 [13.78]	410.0 [16.14]

## Ordering Information

Part Number	Power Supply	Motherboard	Regulation
IPC-5120-25ZBE	1757000557	-	CE
IPC-5120-30ZBE	1757000229G	-	CE
IPC-7120-25ZBE	1757000557	-	CE
IPC-7120-30ZBE	1757000229G	-	CE

## Power Supply Options

(For detailed power supply specs, please refer to Chapter 7)

Part Number	Specifications	
	Watts	Input
1757000557 (ATX, PFC)	250 W	AC100-240V (full-range)
1757000229G (ATX, PFC)	300 W	AC100-240V (full-range)

# IPC-5122

## Desktop/Wallmount Chassis for MicroATX Motherboard with PS/2 Power Supply

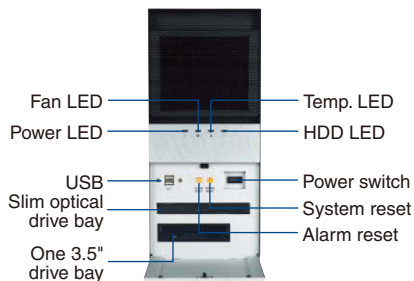


### Features

- Streamlined in-chassis airflow design
- Supports up to four expansion slots
- Shock-proof and anti-vibration drive bay design for industrial applications
- Accepts 300 W or 400 W power supply
- Smart monitor system and LED indication for system faults detection
- Easy-to-maintain system fan and reusable air filter

### Specifications

Drive Bay	Slim Optical Drive	Front-accessible	Internal
	3.5"	1	1
Cooling	Fan	1 (12 cm / 85 CFM)	
	Air Filter	Yes	
Front I/O Interface	USB	2	
Miscellaneous	LED Indicators	Power, HDD, fan and temperature	
	Control	Power switch, alarm reset and system reset buttons	
	Rear Panel	Six 9-pin D-Sub openings	
Environment	Temperature	Operating: 0 ~ 40° C (32 ~ 104° F) Non-Operating: -20 ~ 60° C (-4 ~ 140° F)	
	Humidity	10 ~ 85% @ 40°C, non-condensing	10 ~ 95% @ 40° C, non-condensing
	Vibration (5 ~ 500 Hz)	1 Grms	2 G
	Shock	10 G (with 11 ms duration, half sine wave)	30 G
	Dimensions (W x H x D)	157 x 360 x 340 mm (6.2" x 14.2" x 13.4")	
Physical Characteristics	Weight	6.5 kg (14.3 lb)	



Inside view



Rear view

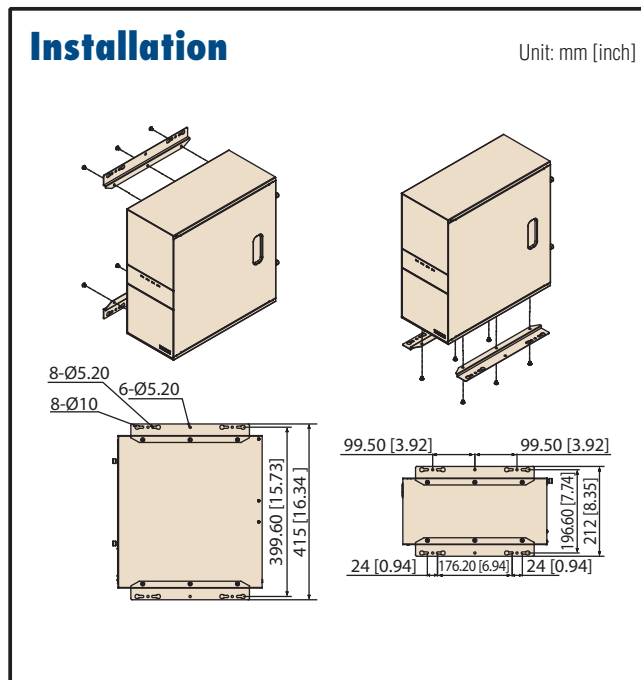
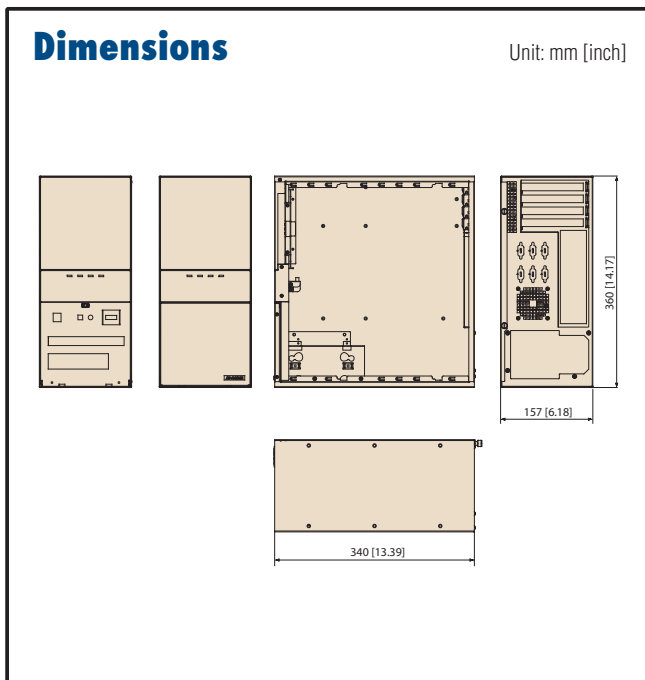


Easy-open door



Gently press the hook to pull the air filter out





## Ordering Information

Part Number	Power Supply	Motherboard	Regulation
IPC-5122-00XE	Without power supply, with ATX switch	-	-
IPC-5122-30ZE	1757001858	-	CE, FCC

## Optional Accessories

Part Number	Description
1990001392	Fan filter 140 x 120 x 12 mm
96SCOM-8X-ST-SN-B	Black slim 8X/24X/24X SATA Combo
96SDVR-8X-ST-SN-B	Black slim 8X SATA DVDRW-ROM
1700011772	SATA Power cable for slim ODD

## Power Supply Options

(For detailed power supply specs, please refer to Chapter 7)

Part Number	Specifications	
	Watts	Input
PS-300ATX-ZBE (ATX, PFC)	300 W	AC100~240V (full-range)
PS-400ATX-ZBE (ATX, PFC)	400 W	AC100~240V (full-range)

# IPC-7220

## Desktop/Wallmount Chassis for ATX Motherboard




### Features

- Shock-resistant drive bay designed to hold two 5.25" and two 3.5" disk drives (one front-accessible & one internal)
- Lockable front door prevents unauthorized access
- Front-accessible USB and PS/2 interfaces
- LED indicators for fault detection and alarm notification
- Easy-to-maintain air filters
- Optional redundant power supply



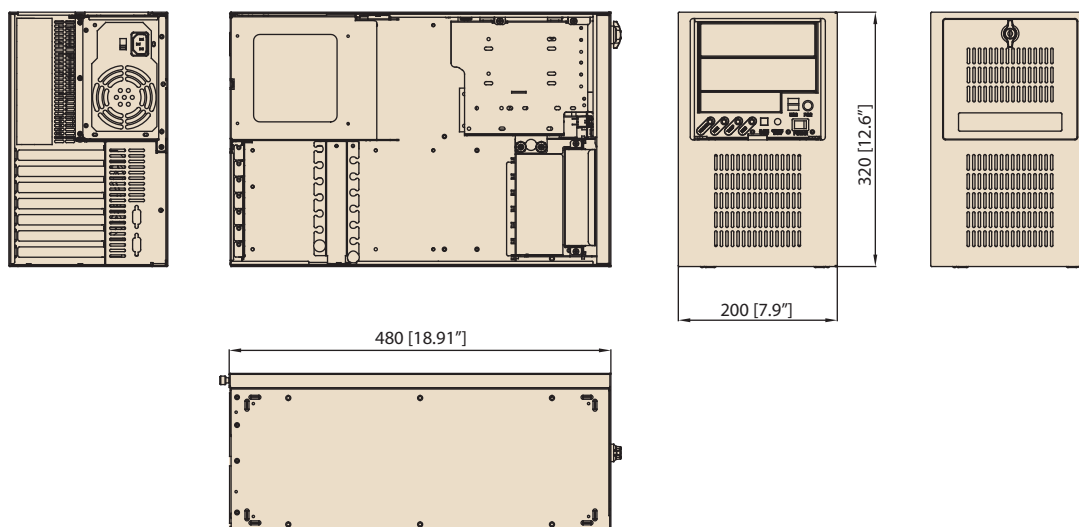
### Specifications

Drive Bay		Front-accessible	Internal
	5.25"	2	-
	3.5"	1	1
Cooling	Fan	1 (12 cm / 85 CFM)	
	Air Filters	2 (one 7 x 12 cm and one 12 x 12 cm)	
Front I/O Interface	USB	2	
	PS/2	PS/2 keyboard and mouse, or PS/2 keyboard depends on the enclosed motherboard	
Miscellaneous	LED Indicators	Power, HDD, temperature and fan	
	Control	Power switch, system reset and alarm reset buttons	
	Rear Panel	Reserved Two 9-pin D-Sub openings	
Environmental	Temperature	Operating 0 ~ 40° C (32 ~ 104° F)	Non-Operating -20 ~ 60° C (-4 ~ 140° F)
	Humidity	10 ~ 85% @ 40° C, non-condensing	
	Vibration (5 ~ 500 Hz)	1 Grms	2 G
	Shock	10 G (with 11 ms duration, half sine wave)	30 G
	Physical Characteristics	Dimensions (W x H x D)	200 x 320 x 480 mm (7.9" x 12.6" x 18.9")
	Weight	14 kg (30.8 lb)	



## Dimensions

Unit: mm [inch]



## Ordering Information

Part Number	Power Supply
IPC-7220-00XE	Without power supply, with ATX switch
IPC-7220-30ZE	PS-300ATX-ZBE

## Optional Accessories

Part Number	Description
2130007989S000	Fan filter 133 x 112 x 5 mm
2130004793S000	Door filter

## Power Supply Options

(For detailed power supply specs, please refer to Chapter 7)

Part Number	Specifications	
	Watts	Input
PS-300ATX-DC48E (ATX)	300 W	DC - 48 V
PS-300ATX-ZBE (ATX, PFC)	300 W	AC 100 ~ 240 V (full-range)
RPS-300ATX-ZE (ATX, PFC) (1+1 redundant)	300 W	AC 100 ~ 240 V (full-range)
PS-400ATX-ZBE (ATX, PFC)	400 W	AC 100 ~ 240 V (full-range)
RPS-400ATX-ZE (ATX, PFC) (1+1 redundant)	400 W	AC 100 ~ 240 V (full-range)

# IPC-6006

## 6-Slot Card Cage



IPC-6006E/6006PE

IPC-6006SE




### Features

- Optimized open-frame card cage design for embedded systems
- Adjustable hold-down clamp protects cards from vibration
- Plug-in termination resistors for high-speed signals
- Terminal-block connectors supply power from board
- Supports 6-slot backplanes
- Mounting holes provided for installing one PS/2 power supply, one 3.5" HDD, and one cooling fan

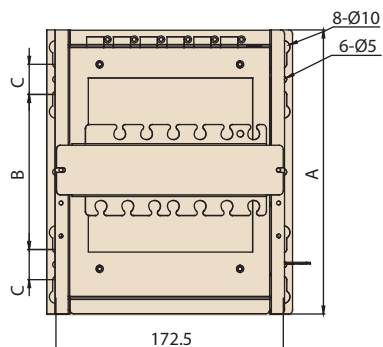
### Specifications

Model Name	IPC-6006E	IPC-6006PE	IPC-6006SE
Supported Backplanes	PCA-6106-0B2E PCA-6106P3-0D2E PCA-6106P4-0A2E PCA-6105P5-0B2E PCA-6105P3X-0A2E	PCA-6106P3-0D2E (included)	PCA-6106-0B2E PCA-6105P5-0B2E
Dimensions (W x H x D)	158 x 186 x 368 mm (6.2" x 7.3" x 14.5")	158 x 186 x 368 mm (6.2" x 7.3" x 14.5")	158 x 186 x 215 mm (6.2" x 7.3" x 8.4")
Weight	2.2 kg (4.8 lb)	2.5 kg (5.5 lb)	1.6 kg (3.5 lb)

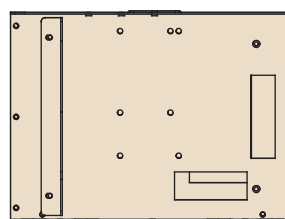
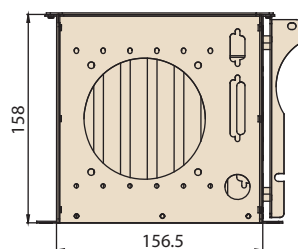


## Dimensions

Unit: mm [inch]



Dimensions		
	IPC-6006	IPC-6006S
A	368	215
B	270	215
C	24	215



## Ordering Information

Part Number	Description
IPC-6006PE	Card cage with backplane PCA-6106P3
IPC-6006SE	Half-size card cage with backplane PCA-6106
IPC-6006-BAREE	Card cage without backplane
IPC-6006S-BAREE	Half-size card cage without backplane

## Passive Backplane Options

Part Number	Slot	Segment
PCA-6106-0B2E	6 ISA	Single
PCA-6106P3-0D2E	2 ISA, 2 PCI, 1 PICMG/PCI, 1 PICMG	Single
PCA-6106P4-0A2E	4 PCI, 2 PICMG	Single
PCA-6105P5-0B2E	5 PCI	Single
PCA-6105P3X-0A2E	1 ISA, 2 PCI, 1 PICMG/PCI, 1 PICMG (64-bit)	Single

# IPC-6806

## 6-Slot Desktop/Wallmount Chassis for Full/Half-Size SBC with 1U Power Supply



IPC-6806S

IPC-6806

IPC-6806W




### Features

- Three models with different sizes to support various industrial applications
- Supports versatile 6-slot backplanes
- Supports front USB interface
- IPC-6806W is especially equipped with a front-mounted 5.25" drive bay for an optical disk drive
- Streamlined filtered airflow

### Specifications

Model Name		IPC-6806S	IPC-6806	IPC-6806W
Drive Bay	5.25"	-	-	ODD x 1
	3.5"	FDD x 1, HDD x 1	FDD x 1, HDD x 1	FDD x 1, HDD x 1
Cooling	Fan	1 (9cm / 53 CFM)	1 (9cm / 53 CFM)	1 (9cm / 58 CFM)
	Air Filter	Yes	Yes	Yes
Front I/O Interface	USB	2	2	2
Miscellaneous	LED Indicators	Power and HDD		
	Control	Power switch and system reset button		
Environment	Operating	0 ~ 40° C (32 ~ 104° F)		Non-Operating
	Temperature	-20 ~ 60° C (-4 ~ 140° F)		
	Humidity	10 ~ 85% @ 40° C, non-condensing		10 ~ 95% @ 40° C, non-condensing
	Vibration (5 ~ 500 Hz)	0.5 Grms		2 G
	Shock	10 G (with 11 ms duration, half sine wave)		30 G
Physical Characteristics	Dimensions (W x H x D)	191 x 170 x 285 mm (7.5" x 6.7" x 11.2")	166 x 170 x 393 mm (6.5" x 6.7" x 15.4")	198 x 213 x 393 mm (7.8" x 8.4" x 15.4")
	Weight	5.6 kg (12.3 lb)	6.3 kg (13.9 lb)	8 kg (17.6 lb)

### Front View




IPC-6806S

IPC-6806

One 53 CFM cooling fan with filter

3.5" FDD Power switch

### Inside View



IPC-6806W

Hold-down clamp

1U 300 W ATX power supply

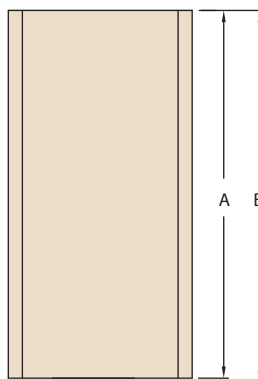
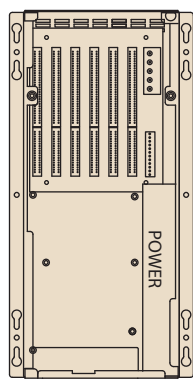
One internal 3.5" HDD

USB

5.25" CD-ROM & 3.5" FDD

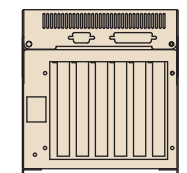
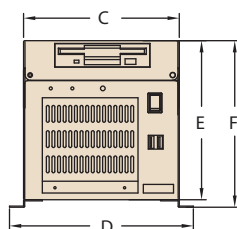


## Dimensions



Unit: mm [inch]

Dimensions			
	IPC-6806S	IPC-6806	IPC-6806W
A	285	393	393
B	290	398	398
C	191	166	198
D	221	196	228
E	170	170	213
F	178	178	221



## Power Supply Options

(For detailed power supply specs, please refer to Chapter 7)

Part Number	Watts	Input
1757000209G (IPC-6806S) (ATX, PFC)	150 W	AC100-240V (full-range)
1757001397 (IPC-6806) (ATX, PFC)	250 W	AC100-240V (full-range)
1757000160G (IPC-6806W) (ATX, PFC)	300 W	AC100-240V (full-range)

## Ordering Information

Part Number	Power Supply	Backplane	Regulation	Switch
IPC-6806SB-15ZBE	1757000209G	-	CE	AT
IPC-6806BP-25ZCE	1757001397	-	CE	ATX
IPC-6806P3-25ZCE	1757001397	PCA-6106P3-0D2E	CE	ATX
IPC-6806WB-30ZBE	1757000160G	-	CE	AT
IPC-6806WP-30ZBE	1757000160G	-	CE	AT

# IPC-6908

## 8-Slot Desktop/Wallmount Chassis with Front Alarm Notification and Redundant Power Supply Option



### Features

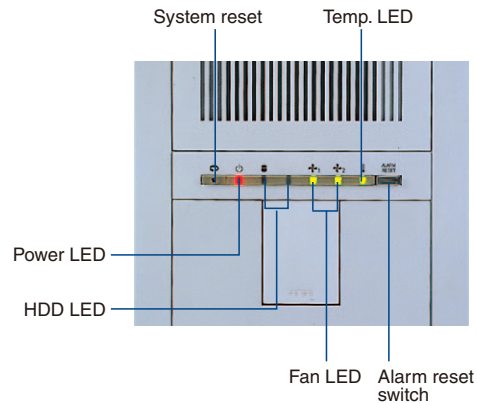
- 8-slot desktop/wallmount industrial computer chassis
- Shock-resistant drive bay with rubber cushions
- LED indicators and audible alarm notification for system fault detection
- Easy-to-open top-cover, no screwdriver required
- Dual hot-swappable 9 cm / 53 CFM system fans
- Various 8-slot backplane options
- 250 W / 300 W / 400 W ATX PS/2 and 300W ATX redundant power supply options

### Specifications

Drive Bay		Front-accessible	Internal
	5.25"	2	-
Cooling	Fan	2 (hot-swappable, 9 cm / 53 CFM each)	
	Air Filter	Yes	
Miscellaneous	LED Indicators	Power, HDD, temperature and fan	
	Control	System reset and alarm reset	
Environment	Temperature	Operating	Non-Operating
	Humidity	0 ~ 40° C (32 ~ 104° F)	-20 ~ 60° C (-4 ~ 140° F)
	Vibration (5 ~ 500 Hz)	10 ~ 85% @ 40° C, non-condensing	10 ~ 95% @ 40° C, non-condensing
		1 Grms	
Physical Characteristics	Dimensions (W x H x D)	200 x 300 x 463 mm (7.9" x 11.8" x 18.2")	
	Weight	12 kg (26.4 lb)	

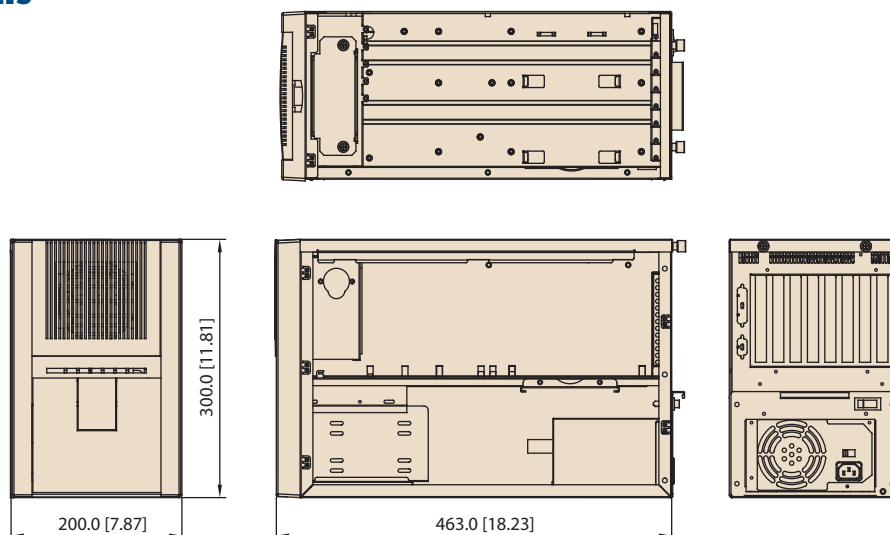


Hot-swappable cooling fan module contains two 53 CFM cooling fans



## Dimensions

Unit: mm [inch]



## Ordering Information

Part Number	Power Supply	Backplane	Regulation	Switch
IPC-6908BP-BE	-	-	-	AT/ATX
IPC-6908BP-30ZBE	PS-300ATX-ZBE	-	CE	ATX

## Optional Accessories

Part Number	Description
1701400971	HDD cable, ATA 33, 62 cm + 35 cm
1701400973	HDD cable, ATA 66/100, 62 cm + 35 cm
1999908000	Fan filter 92 x 92 x 5 mm

## Power Supply Options

(For detailed power supply specs, please refer to Chapter 7)

Part Number	Specifications	
	Watts	Input
PS-250ATX-ZE (ATX, PFC)	250 W	AC 115 / 230 V (selectable)
PS-300ATX-ZBE (ATX, PFC)	300 W	AC 100 ~ 240 V (full-range)
PS-400ATX-ZBE (ATX, PFC)	400 W	AC 100 ~ 240 V (full-range)
PS-300ATX-DC48E (ATX)	300 W	DC -48 V
RPS-300ATX-ZE (ATX, PFC)	300 W	AC 100 ~ 240 V (full-range)

# IPC-3026

## 6-Slot Desktop/Wallmount Chassis for Half-Size SBC



### Features


- Stylish and compact design for embedded applications
- LED indicators and alarm notification for system fault detection, including Power, HDD, Temp, Fan
- Shock-resistant disk drive bay to hold one 3.5" disk drives (or two 2.5" disk drive with front access using special bracket)
- Supports PICMG1.3/ PICMG1.0 6-slot half-size passive backplane.
- Accepts 150W power supply




### Specifications

Disk Drive Bay	3.5"	Front-accessible	Internal
		-	1
Cooling	Fan	1 (9 cm 53 CFM)	
	Air Filters	Yes	
I/O Interface	USB	2 (Front accessible), 2 (Rear accessible)	
Miscellaneous	LED Indicators	Power, HDD, Temp, Fan	
	Front Panel	Reset button, Power switch	
	Rear Panel	Reserved 4 9-pin D-Sub openings, 25-pin opening, DVI opening, dual USB ports	
Environment	Operating	Operating	Non-operating
	Temperature	0 ~ 40° C (32 ~ 104° F)	-20 ~ 60° C (-4 ~ 140° F)
	Humidity	10 ~ 85% @ 40° C, non-condensing	10 ~ 95% @ 40° C, non-condensing
	Vibration (5-500 Hz)	1 Grms	2 G
	Shock	10 G (with 11 ms duration, half sine wave)	30 G
Physical Characteristics	Dimensions (W x H x D)	150 x 222 x 270 mm	

### Front View

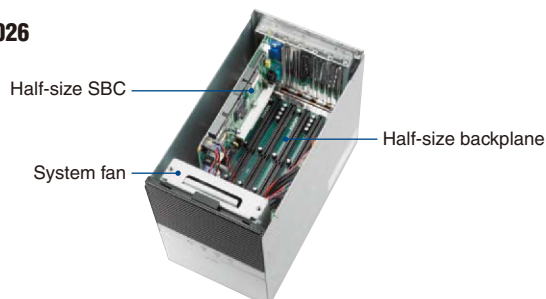


### Rear View




### Inside View

#### IPC-3026

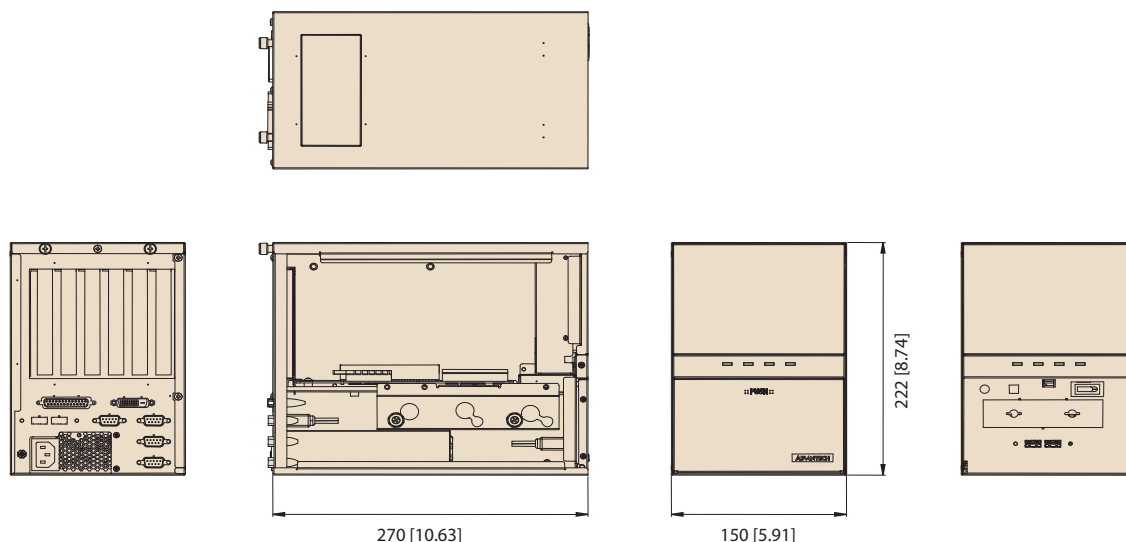


#### IDE-3120E



## Dimensions

Unit: mm [inch]



## Ordering Information

Model name	Power Supply
IPC-3026BP-15ZE	1757003464

## Power Supply Options

(For detailed power supply specs, please refer to Chapter 7)

Part number	Specifications	
	Watt	Input
1757003464 (ATX, PFC)	150W	AC 100 ~ 120 V/AC200 ~ 240V

## Backplane Options

Model	PICMG1.3/1.0	PCIe	PCI	ISA	PCI/ISA
PCA-6105P5-0B2E	PICMG1.0	-	5	-	-
PCA-6106-0B2E	PICMG1.0	-	-	6	-

Note. IPC-3026 is not proper for High Performance Half-Size CPU board, PCI-7020, which CPU cooler is designed with pure cooper and weighted above 400g.

## Optional Accessories

Ordering P/N	Descriptions
IDT-3120E	Mobile rack for dual 2.5" SATA HDDs with a 3.5" drive bay occupancy

# IPC-6025

## 5-Slot Desktop/Wallmount Chassis with Scalability for 5U Multi-system Solution



### Features


- An ultra compact desktop chassis with scalability to a 5U quad-system rackmount chassis
- LED indicators and alarm notification for system fault detection, including power, HDD, CPU/SYS temperature and CPU/SYS fan
- Shock-resistant disk drive bay to hold two 3.5" disk drives (one front-panel and one internal)
- Supports 5-slot PICMG 1.3/1.0 full-size passive backplane
- Accepts 270W power supply
- Optional one rackmount carrier for multi-system solution



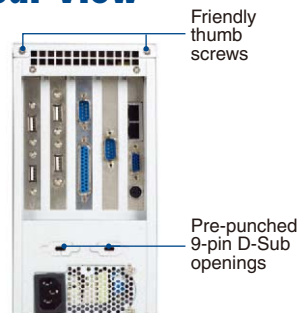
### Specifications

Drive Bay		Front-accessible	Internal
	3.5"	1	1
Cooling	Fan	1 (9 cm / 53 CFM)	
	Air Filters	Yes	
Front I/O Interface	USB	2	
Miscellaneous	LED Indicators	Power, fan, temperature, HDD	
	Control	Power switch and system reset buttons	
	Rear Panel	Reserved Two 9-pin D-Sub openings	
Environment	Temperature	Operating 0 ~ 40° C (32 ~ 104° F)	Non-operating -20 ~ 60° C (-4 ~ 140° F)
	Humidity	10 ~ 85% @ 40° C, non-condensing	10 ~ 95% @ 40° C, non-condensing
	Vibration (5 ~ 500 Hz)	1 Grms	2 G
	Shock	10 G (with 11 ms duration, half sine wave)	30 G
	Physical Characteristics	Dimensions (W x H x D)	111 x 212 x 420 mm (4.4" x 8.3" x 16.5")
	Weight	4.7 kg (10.3 lb)	

### Front View



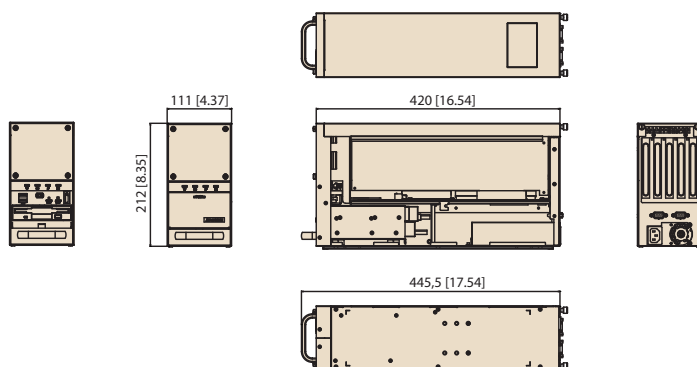
### Rear View



4 IPC-6025 combined as a 5U quad-system rackmount IPC

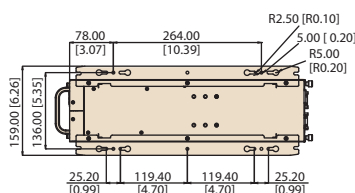
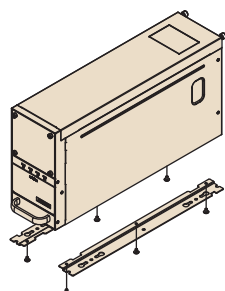
## Dimensions

Unit: mm [inch]



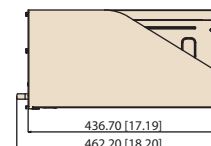
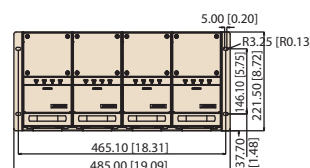
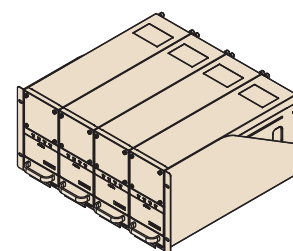
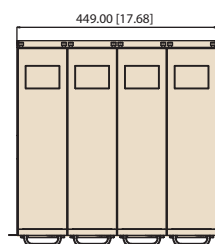
## Installation

### Single System



### Quad System

Unit: mm [inch]



## Ordering Information

Model Name	Power Supply	Backplane	Regulation
IPC-6025BP-00XE	Without power supply	-	-
IPC-6025BP-27ZE	1757001847	-	CE

## Power Supply Options

(For detailed power supply specs, please refer to Chapter 7)

Part Number	Specifications	
	Watts	Input
1757001847 (ATX, PFC)	270 W	AC100 ~ 240V (full-range)

## Backplane Options

Model	PICMG1.3/1.0	PCIe	PCI-X	PCI	ISA	PCI/ISA
PCE-5B04-20A1E	PICMG1.3	1 (PCIe x16)	2	-	-	-
PCE-5B05-02A1E	PICMG1.3	1 (PCIe x16) 1 (PCIe x4)	-	2	-	-
PCE-5B06-04A1E	PICMG 1.3	1 (PCIe x16)	-	4	-	-
PCE-7B05-20A1E	PICMG1.3	2 (PCIe x8)	2	-	-	-
PCA-6105P3-5A1E	PICMG1.0	-	-	2	1	1

## Optional Accessories

Ordering P/N	Description
1990010071S000	Fan filter
9892602501E	Rackmount carrier for Quad System solution
989K008734	Bracket for two 2.5" HDD

# IPC-6606/6608

## 6/8-Slot Desktop/Wallmount Chassis with PS/2 and Redundant Power Supply Options



### Features


- Bidirectional options to mount the chassis on the wall or workbench
- Supports versatile 6/8-slot backplanes to hold 6/8 full-size cards
- One/two front-accessible 5.25" disk drives and one 3.5" FDD
- High-speed cooling fan supports abundant cooling and streamlined ventilation
- Shockproof and anti-vibration drive bay design for industrial applications
- Two front-accessible USB ports
- Optional redundant 300 W ATX available for IPC-6608 series

### Specifications


Model Name		IPC-6606	IPC-6608
Drive Bay	5.25"	1	2
	3.5"	2 (1 front-accessible, 1 internal)	1
Front I/O Interface	USB	2	2
Cooling	Fan	1 (9 cm / 53 CFM)	1 (12 cm / 85 CFM)
	Air Filter	Yes	
Miscellaneous	LED Indicators	Power and HDD	
	Control	Power switch and reset button	
Environment	Temperature	0 ~ 40° C (32 ~ 104° F), operating	
	Humidity	10 ~ 85% @ 40° C, non-condensing	
Physical Characteristics	Dimensions (W x H x D)	173 x 254 x 396 mm (6.8" x 10" x 15.6")	173 x 315 x 410 mm (6.8" x 12.4" x 16.1")
	Weight	9 kg (19.8 lb)	11 kg (24.2 lb)

### Front View



#### IPC-6606



### Inside View



#### IPC-6608



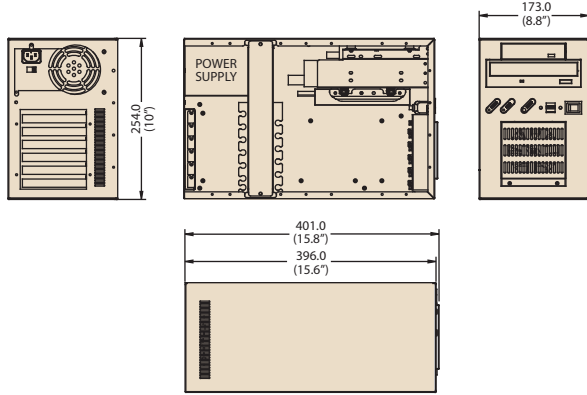
85 CFM easy-to-maintain cooling fan



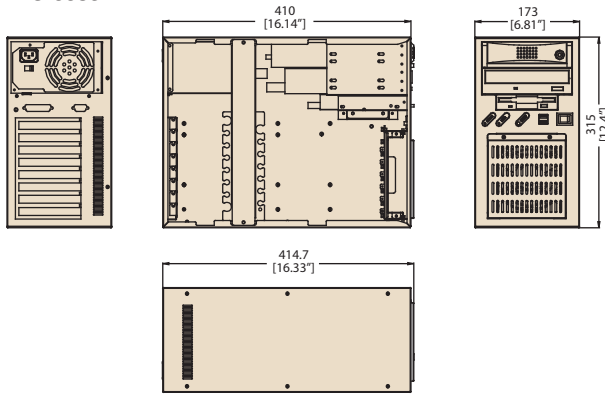
## Dimensions

Unit: mm [inch]

### IPC-6606



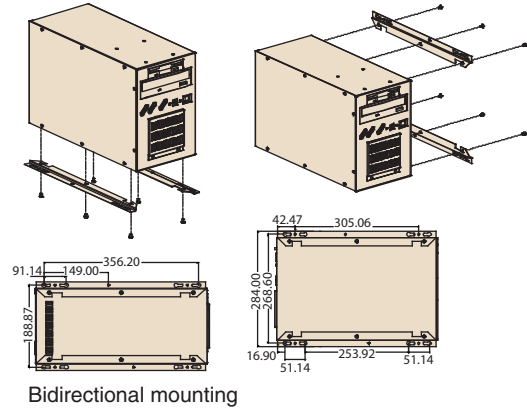
### IPC-6608



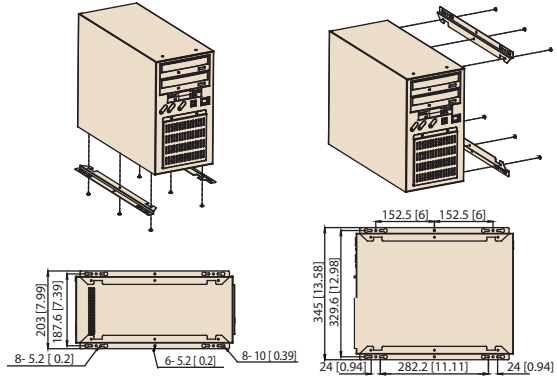
## Installation

Unit: mm [inch]

### IPC-6606



### IPC-6608



## Ordering Information

Part Number	Power Supply	Backplane	Regulation	Switch
<b>IPC-6606</b>				
IPC-6606BP-00XE	-	-	-	AT/ATX
IPC-6606BP-25ZE	PS-250ATX-ZE	-	CE	AT
IPC-6606P3-25ZE	PS-250ATX-ZE	PCA-6106P3-0D2E	CE	AT
IPC-6606P3-30ZE	PS-300ATX-ZBE	PCA-6106P3-0D2E	CE	ATX
IPC-6606BP-30ZE	PS-300ATX-ZBE	-	CE	ATX
<b>IPC-6608</b>				
IPC-6608BP-00E	-	-	-	AT/ATX
IPC-6608BP-25ZE	PS-250ATX-ZE	-	CE	ATX
IPC-6608BP-30ZE	PS-300ATX-ZBE	-	CE	ATX

## Optional Accessories

Part Number	Description
1999806020	Fan filter 100 x 90 x 3 mm (for IPC-6606)
1999806030	Fan filter 127 x 127 x 5 mm (for IPC-6608)

## Power Supply Options

(For detailed power supply specs, please refer to Chapter 7)

Part Number	Specifications	
	Watts	Input
PS-250ATX-ZE (ATX, PFC)	250 W	AC 115 / 230 V (selectable)
PS-300ATX-ZBE (ATX, PFC)	300 W	AC 110 ~ 240 V (full-range)
RPS-300ATX-ZE (ATX, PFC) (Only for IPC-6608)	300 W	AC 100 ~ 240 V (full-range)
RPS-400ATX-ZE (Only for IPC-6608)	400 W	AC 100 ~ 240 V

# IPC-7143

## Desktop/Wallmount Chassis for ATX Motherboard with Dual SATA HDD Trays & Bottom-accessible I/O Interfaces



### Features

- Supports one slim CD-ROM drive, two removable 3.5" SATA HDDs and two standard 3.5" drives
- Bi-directional wall-mount options with bottom accessible I/O interfaces
- Easy-to-replace 85-CFM cooling fan with air filter
- Front-accessible USB and PS/2 interfaces
- Visible LED indicators and audible alarm notification for system fault detection
- Removable and shock-resistant drive housings
- Lockable front door prevents unauthorized access
- Optional dual redundant power supply



### Specifications

Drive Bay	5.25"	Front-accessible	1 (Slim CD-ROM drive)
	3.5"		4 (2 standard + 2 removable SATA HDD trays)
Cooling	Fan	One 12 x 12 cm (up to 3.8 cm depth) 85 CFM; one 5 x 5 cm 47 CFM blower	
	Air Filter	One 120 x 120 mm	
I/O Interface	USB	2 (front-accessible)	
	PS/2	PS/2 keyboard and mouse, or PS/2 keyboard depends on the enclosed motherboard	
Miscellaneous	Indicators	PWR, HDD, temperature and fan	
	Switches	Power, system reset and alarm reset	
	Bottom Panel	Reserved two D-Sub 9-pin openings	
	Hold-down clamp	Hold-down clamp with attached rubber cushions	
Environment	Temperature	Operating	Non-Operating
	Humidity	0 ~ 40° C (32 ~ 104° F)	-20 ~ 60° C (-4 ~ 140° F)
	Vibration (5 ~ 500 Hz)	10 ~ 85 % @ 40° C, non-condensing	10 ~ 95 % @ 40° C, non-condensing
	Shock	1 Grms	2 G
		10 G (With 11 ms duration, half sine wave)	30 G
Physical Characteristics	Dimensions (W x H x D)	320 x 450 x 200 mm ( 12.6" x 17.7" x 7.9")	
	Weight	14 kg (30.8 lb)	



Plug ring-lock securely fastens the power cord (PS-400ATX-ZBE)



Easy-to-maintain cooling fan & filter



One slim ODD bay, two 3.5" disk drive bays & two removable SATA HDD trays



Bottom view



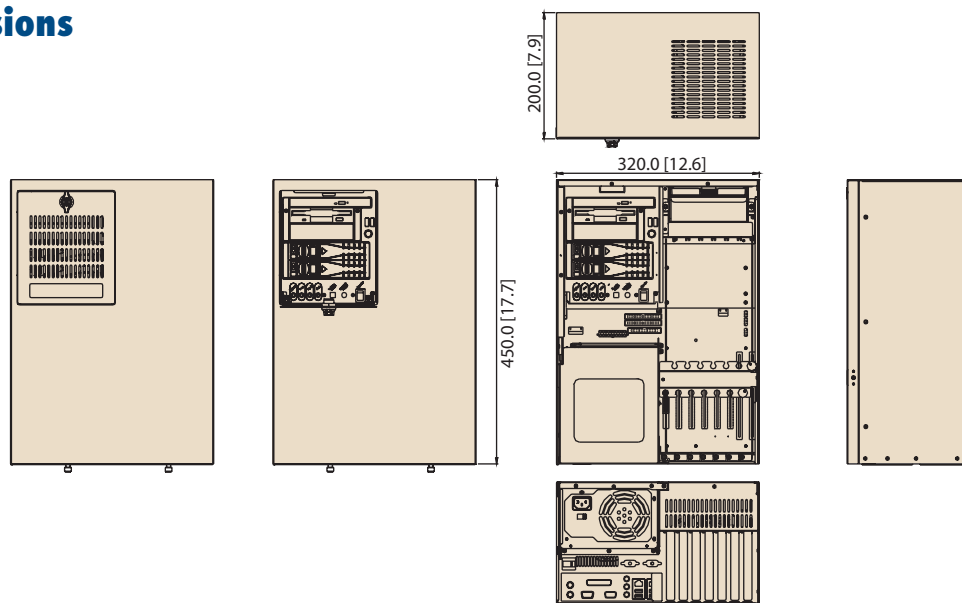
Power supply bracket with hinges



Bidirectional wall-mountable design

## Dimensions

Unit: mm [inch]



## Power Supply Options

(For detailed power supply specs, please refer to Chapter 7)

Part Number	Specifications			Mini-load	Safety	MTBF
	Watt	Input	Output			
PS-300ATX-ZBE (ATX, PFC)	300 W	AC 100 ~ 240 V (full-range)	+5 V @ 30 A, +12 V @ 15 A, +3.3 V @ 28 A, -5 V @ 0.3 A, -12 V @ 0.8 A, +5 Vsb @ 2 A	+5 V @ 0.1 A, +3.3 V @ 0.3 A	UL/TUV/CB/CCC	100,000 hrs @ 25° C
RPS-300ATX-ZE (ATX, PFC)	300 W	AC 100 ~ 240 V (full-range)	+5 V @ 25 A, +12 V @ 16 A, +3.3 V @ 18 A, -5 V @ 0.5 A, -12 V @ 0.5 A, +5 Vsb @ 2 A	+5 V @ 3 A, +3.3 V @ 1 A, +12 V @ 2 A, +5 Vsb @ 0.1 A	UL/TUV/CB/CCC	100,000 hrs @ 25° C
PS-400ATX-ZBE (ATX, PFC)	400 W	AC 100 ~ 240 V (full-range)	+5 V @ 35 A, +12 V @ 30 A, +3.3 V @ 25 A, -5 V @ 0.8 A, -12 V @ 1 A, +5 Vsb @ 2 A	+5 V @ 3 A, +3.3 V @ 1 A, +12 V @ 1 A, +5 Vsb @ 0.1 A	UL/TUV/CB/CCC	91,000 hrs @ 25° C
RPS-400ATX-ZE (ATX, PFC)	400 W	AC 100 ~ 240 V (full-range)	+5 V @ 35 A, +12 V @ 28 A, +3.3 V @ 25 A, -5 V @ 0.5 A, -12 V @ 1.2 A, +5 Vsb @ 2 A	+5 V @ 3 A, +3.3 V @ 1 A, +12 V @ 2 A, +5 Vsb @ 0.1 A	UL/TUV/CB/CCC	100,000 hrs @ 25° C
PS-300ATX-DC48E	300 W	DC -48 V	+5 V @ 30 A, +12 V @ 15 A, +3.3 V @ 28 A, -5 V @ 0.3 A, -12 V @ 0.8 A, +5 Vsb @ 2 A	+5 V @ 0.3 A, +3.3 V @ 0.3 A, +12 V @ 0.2 A	UL/TUV/CB/CCC	100,000 hrs @ 25° C

## Optional Accessories

Part Number	Description
1750000257	2U-high P4 Socket 478 CPU cooler up to 3.2 GHz (89 W)
1700060202	Y-cable for PS/2 mouse & keyboard
1990001392	Fan filter 140 x 114 x 5 mm

## Ordering Information

Part Number	Power Supply
IPC-7143-00XE	Without power supply, with ATX switch

# IPC-100-60SE

1U Compact Fanless System with Intel® Atom™ N450 on Board

NEW



## Features

- Elegant, ultra-compact fanless system
- Built-in Intel® Atom™ processor N450 1.66 GHz
- Comprehensive I/O: dual gigabit Ethernet, 8 USB, 3 COM, 1 VGA
- 1 PCI and 1 mini-PCIe expansion slots
- Open frame AC to +12 V<sub>DC</sub> 60 W power supply
- Anti-vibration design for 2.5" HDD-bay to ensure maximum reliability



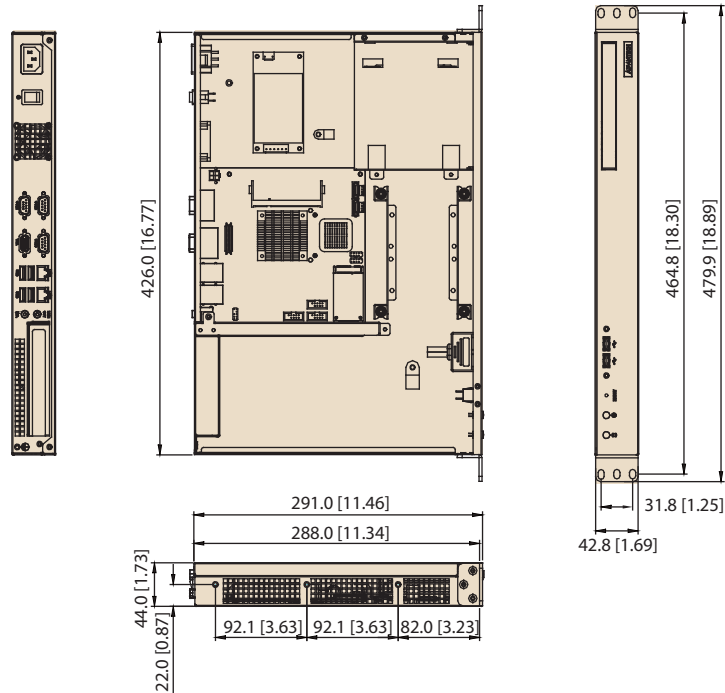
## Specifications

Processor System	CPU	Intel Atom Processor N450 1.66 GHz	
	L2 Cache	512 KB	
	Chipset	ICH8M	
	BIOS	AMI 16 MB SPI	
Memory	Technology	Single Channel DDR2 667MHz	
	Max. Capacity	200-pin SODIMM x1 up to 2 GB	
Expansion Slot	PCI	1 (32-bit/33 MHz) via PCI riser card (P/N: 989KC1000E)	
	Mini-PCIe	1	
Graphics	Chipset	Embedded Gen3.5+ GFX Core	
	Display Memory	Shared system memory up to 224 MB SDRAM	
	VGA	Supports up to SXGA 1400 x 1050 @ 60Hz	
Ethernet	Interface	10/100/1000 Mbps	
	Controller	GbE LAN1: Intel 82567V; GbE LAN2: Intel 82583V	
	Connector	2 x RJ-45 connectors	
Watchdog Timer	Output	System reset	
	Interval	Programmable, 1~255 sec/min	
Storage Interface	2.5" HDD Bay	1 (SATA)	
	slim ODD	1 (SATA)	
I/O Interface	USB	8 (4 on rear, 2 on front, 2 internal)	
	Serial	3 (1 of RS-232/422/485, 2 of RS-232)	
	Ethernet	2	
	Audio	2 (Mic-in, Line-out)	
	VGA	1	
Miscellaneous	LED Indicators	Power, HDD	
	Control	AT power switch (on rear), system reset button (on front)	
Environment		Operating	Non-operating
	Operating Temp.	0 ~ 40° C (32 ~ 104° F)	-20 ~ 60° C (-4 ~ 140° F)
	Operating Humidity	10 ~ 85% @ 40° C, non-condensing	10 ~ 95% @ 40° C, non-condensing
	Vibration (5~500 Hz)	1 Grms	2 G
	Shock	10 G (with 11 ms duration, half sine wave)	30 G
Physical Characteristics	Dimensions (W x H x D)	480 x 44 x 288 mm (19" x 1.7" x 11.4")	
	Net Weight	3.6 kg / 7.92 lb	

\* The motherboard only supports 2 SATA connectors.

\* If IPC-100 is operated in an environment without any air flow, the environmental temperature should be no higher than 25° C.

## Dimensions



## System Ordering Information

Part Number	CPU	Power supply	Expansions	Display	SATA	USB	COM	Audio
IPC-100-60SE	Intel Atom N450 1.66 GHz	AC to DC +12V 60 W	1 x PCI (optional) 1 x Mini PCIe	VGA	2	8	3	2


## Front View



## Packing List

Description	Quantity
IPC-100 system	x 1
SATA power cable for HDD	x 1
SATA signal cable for HDD & slim ODD	x 2
SATA power cable for slim ODD	x 1
Mounting bracket	x 2
User manual	x 1
Driver CD	x 1

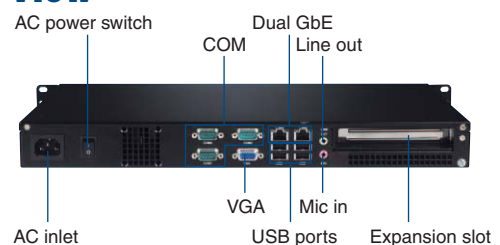
## Inside View



## Optional Accessories

Part Number	Description
989KC10000E	1U riser card for 1 PCI expansion

## Rear View



# ACP-1010/1320

## 1U Rackmount Chassis for Full-size SHB/SBC or ATX/MicroATX Motherboard with Dual SAS/SATA HDD Trays



### Features

- Space-saving 1U rackmount chassis, ideal building block for business expansion
- Supports full-size SHB/SBC or ATX/MicroATX motherboards
- LED indicators for LAN connectivity, alarm notification of power supply, HDD activity, system fan, and in-chassis temperature
- ACP-1010: supports a slim ODD and two 3.5" disk drives
- ACP-1320: supports dual mobile SAS / SATA HDD trays
- Supports up to 2 expansion slots in BP version, and 1 expansion slot via riser card in MB version
- Supports both 250 W/300 W ATX/PFC power supply
- Efficient cooling design prevents the system from over-heating

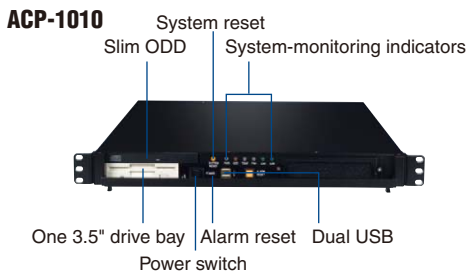


### Specifications


Drive Bay	Slim Optical Disk Drive 3.5"	Front-accessible 1 1/2 SAS/SATA HDDs	Internal - 1 (For ACP-1010BP-30ZE, it only allows 2.5" HDD.)
Cooling	Fan	BP: 4 (4 cm/24 CFM x 3 + 15 CFM x 1) MB: 2 (4 cm/24 CFM each)	
Front I/O Interface	USB	2	
Miscellaneous	Notification LEDs Control Rear panel	System: Power, HDD, Temperature, Fan, LAN1 and LAN2 Power switch, system reset & alarm reset button One 9-pin D-Sub opening	
Environment	Temperature Humidity Vibration (5 ~ 500 Hz) Shock	Operating 0 ~ 40° C (32 ~ 104° F) 10 ~ 85% @ 40° C, non-condensing 0.5 Grms 10 G (with 11 ms duration, half sine wave)	Non-Operating -20 ~ 60° C (-4 ~ 140° F) 10 ~ 95% @ 40° C, non-condensing 2 G 30 G
Physical Characteristics	Dimensions (W x H x D) Weight	480 x 44 x 497 mm (19" x 1.7" x 19.6") / 480 x 44 x 617 mm (19" x 1.7" x 24.3") 8 kg (17.6 lb) / 8.8 kg (19.4 lb)	

\* This chassis supports up to Intel® Pentium® 4 84W, Core™2 Duo and Core™2 Quad 95W processors. We suggest that the ACP-1010 should be operated under 35° C if it adopts Core™2 Quad processor. For server grade CPU cards like the PCE-7214 configured with SAS RAID card and SAS HDD, we suggest utilizing the Xeon® processor at 35 watts or under for better thermal dissipation. This is due to the thermal and the power consumption of the SAS HDD being much higher than the SATA HDD while the system is operating. When you purchase the ACP-1010BP-30ZE, the internal HDD only can be installed 2.5" instead of 3.5".


### Front View



### ACP-1320



### Inside View



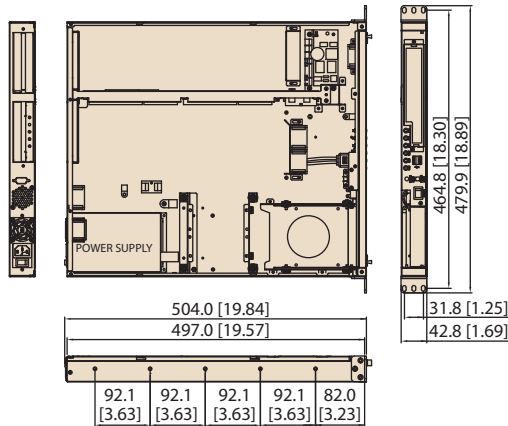
### Rear View



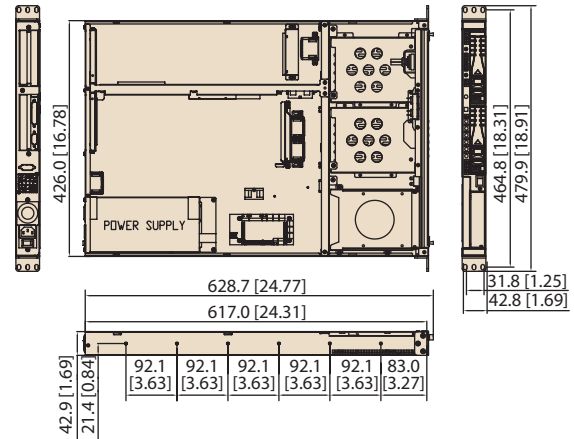
## Dimensions

Unit: mm [inch]

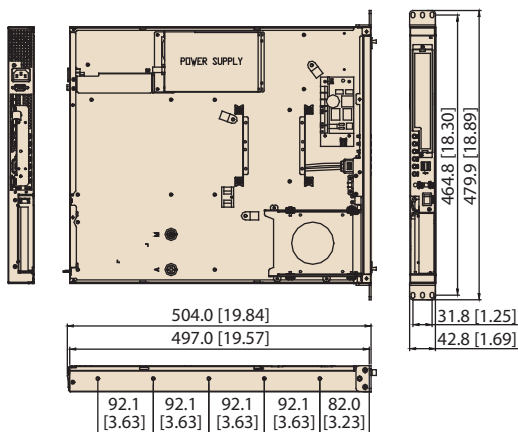
### ACP-1010BP



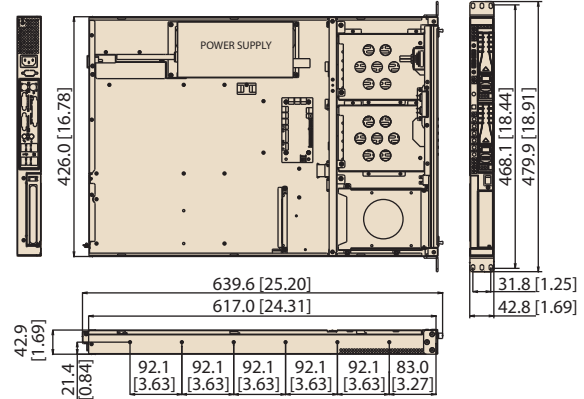
### ACP-1320BP



### ACP-1010MB



### ACP-1320MB



## Ordering Information

Model Name	Power Supply
<b>Backplane Version</b>	
ACP-1010BP-00XE	-
ACP-1010BP-30ZE	1757000160G
ACP-1320BP-00XE	-
ACP-1320BP-30ZE	1757000160G
<b>Motherboard Version</b>	
ACP-1010MB0-00XE	-
ACP-1010MB0-30ZE	1757000263
ACP-1320MB0-00XE	-
ACP-1320MB0-30ZE	1757000263

\*ACP-1010MB/1320 MB does not support AIMB-763, 542, 562 and 564 because the height of the audio connector is over 1U.

## Optional Accessories

Part Name	Description
2130007889S000	Filter 170 x 32 x 5 mm for ACP-1010
96SDVR-8X-ST-SN-B	Black slim SATA 8X DVD-RW ROM
1700011772	SATA power wire 6-pin to big 4-pin
9662132000E	Black 3.5" mobile HDD tray
1960048353T000	I/O shield for AIMB-780/767/580/566

## Power Supply Options

(For detailed power supply specs, please refer to Chapter 7)

Part Name	Specifications	
	Watts	Input
BP: 1757001797 (ATX, PFC)	250 W	AC 100 ~ 240 V (full-range)
MB: 1757001457 (ATX, PFC)		
BP: 1757000160G (ATX, PFC)	300 W	AC 100 ~ 240 V (full-range)
MB: 1757000263 (ATX, PFC)		

## Backplane Options

Part Name	Slot	CPU Card
<b>PICMG 1.3</b>		
PCE-5B03V-01A1E	one CPU, one PCIe x16, one PCI (32-bit/33 MHz)	PCE-5124/5130
PCE-5B03V-00A1E	one CPU, one PCIe x16, one PCIe x4	
<b>PICMG 1.0</b>		
PCA-6103P2V-0A2E	one CPU, 2 PCI (32-bit/33 MHz)	PCA-6010/6194

# ACP-2000/ IPC-602

## 2U 6-Slot Rackmount Chassis with Front USB and PS/2 Interfaces



CE FCC RoHS COMPLIANT PRODUCT

### Features

- 2U rackmount chassis supports up to 6 cards
- Butterfly backplane design
- Front-accessible USB and PS/2 connectors
- 250 W / 300 W AC ATX and DC power supply options
- Two 40 CFM cooling fans with air filter
- Lockable front door prevents unauthorized access
- System alarm notification by front LED indicators (ACP-2000 only)

### Specifications

Drive Bay	Slim Optical Disk Drive	Front-accessible	Internal
	3.5"	1/-	-
	5.25"	2/1	-/1
Cooling	Fan	2 (8 cm / 47 CFM each) / 2 (8 cm / 40 CFM each)	
	Air Filter	Yes	
Front I/O Interface	USB	2	
	PS/2	1	
Miscellaneous	LED Indicators	Power and HDD activity; fan and temperature for ACP-2000 only	
	Rear Panel	One 9-pin D-Sub opening	
Environment	Temperature	Operating 0 ~ 40° C (32 ~ 104° F)	Non-Operating -20 ~ 60° C (-4 ~ 140° F)
	Humidity	10 ~ 85% @ 40° C, non-condensing	10 ~ 95% @ 40° C, non-condensing
	Vibration (5 ~ 500 Hz)	0.5 Grms	2 G
	Shock	10 G (with 11 ms duration, half sine wave)	30 G
Physical Characteristics	Dimensions (W x H x D)	482 x 88 x 451 mm (19" x 3.5" x 17.8")	
	Weight	11.5 kg (25.3 lb) / 11.3 kg (24.9 lb)	

### Front View


#### IPC-602



#### ACP-2000



### Inside View

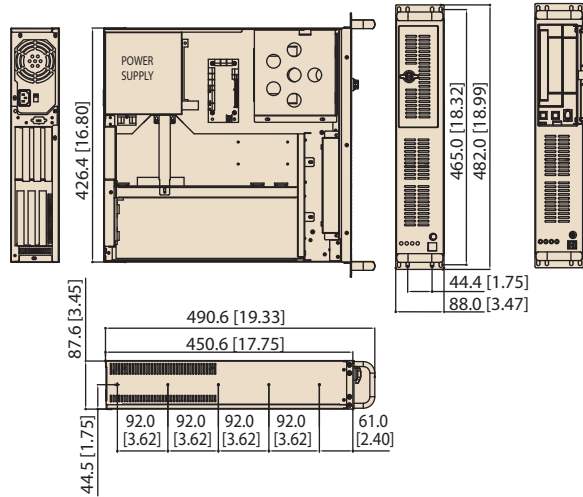




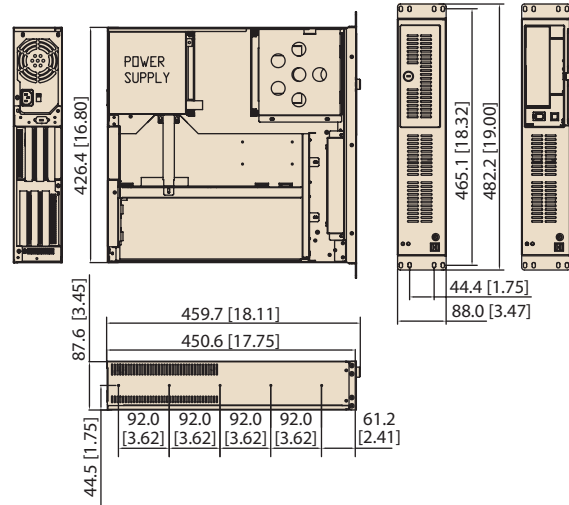
## Dimensions

Unit: mm [inch]

### ACP-2000



### IPC-602



## Ordering Information

Part Number	Power Supply	Backplane	Regulation
<b>PICMG 1.0</b>			
ACP-2000P3-00XE	Without power supply, with ATX switch	989K610622E (PCA-6106P3V)	-
ACP-2000P3-30ZE	PS-300ATX-ZBE		CE
ACP-2000P4-00XE	Without power supply, with ATX switch	989K610511E (PCA-6105P4V)	-
ACP-2000P4-30ZE	PS-300ATX-ZBE		CE
IPC-602P3-00XBE	Without power supply, with ATX switch	989K610622E (PCA-6106P3V)	-
IPC-602P3-25ZBE	PS-250ATX-ZE		CE
IPC-602P3-30ZBE	PS-300ATX-ZBE		CE
IPC-602P4-00XBE	Without power supply, with ATX switch	989K610511E (PCA-6105P4V)	-
IPC-602P4-25ZBE	PS-250ATX-ZE		CE
<b>PICMG 1.3</b>			
ACP-2000EBP-00XE	Without power supply, with ATX switch	-	-
ACP-2000EBP-30ZE	PS-300ATX-ZBE	-	CE
IPC-602EBP-00XBE	Without power supply, with ATX switch	-	-

## Power Supply Options

(For detailed power supply specs, please refer to Chapter 7)

Part Number	Specifications	
	Watts	Input
PS-250ATX-ZE (ATX, PFC) (IPC-602 only)	250 W	AC 115/230 V (selectable)
PS-300ATX-ZBE (ATX, PFC)	300 W	AC 100 – 240 V (full range)
PS-400ATX-ZBE (ATX, PFC)	400 W	AC 100 – 240 V (full range)
PS-300ATX-DC48E (ATX)	300 W	DC -48 V
RPS-300ATX-ZE (ATX, PFC) (1+1 redundant, ACP-2000 only)	300 W	AC 100 – 240 V (full range)

## Optional Accessories

Part Number	Description
2130006189S000	Door filter 156 x 45 x 5 mm
1990001949	Fan filter 165 x 58 mm
1950000868T00B	P3 and X3 card cage
1950000869C00B	P4 card cage

# ACP-2010MB/ 2320MB

## 2U Rackmount Chassis for ATX/ MicroATX Motherboard with Low-Profile Rear Bracket Option



### Features

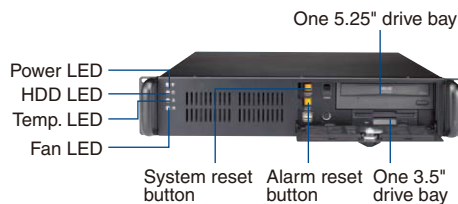
- LED indicators and audible alarm notification for system fault detection
- Shock-resistant drive bays to hold one 5.25" and three 3.5" drives for ACP-2010MB (one front-accessible and two internal); one slim optical disk drive, two internal 3.5" drives and dual mobile SAS/SATA HDD trays for ACP-2320MB
- Various riser card options to support three full-size PCI or PCIe cards for expansion
- Supports 300 W / 400 W ATX PFC power supply
- Reusable and washable air filters




### Specifications

Drive Bay	Slim Optical Disk Drive	Front-accessible	Internal
	5.25"	- / 1	-
	3.5"	1 / 0	-
Cooling	Fan	2 (8 cm /47 CFM each) / 2 (8 cm /47 CFM each) + 1 (6 cm /28 CFM) for SAS/SATA storage unit	
	Air Filters	Yes	
	Front I/O Interface	2	
Miscellaneous	USB	2	
	PS/2	1	
Miscellaneous	LED Indicators	Power, HDD, temperature, fan	
	Rear Panel	Two 9-pin D-Sub openings	
Environment	Temperature	Operating 0 ~ 40° C (32 ~ 104° F)	Non-operating -20 ~ 60° C (-4 ~ 140° F)
	Humidity	10 ~ 85% @ 40° C, non-condensing	10 ~ 95% @ 40° C, non-condensing
	Vibration (5 ~ 500 Hz)	1 Grms	2 G
	Shock	10 G (with 11 ms duration, half sine wave)	30 G
	Physical Characteristics	Dimensions (W x H x D)	482 x 88 x 480 mm (19" x 3.46" x 18.9")
	Weight	10.7 kg (23.5 lb) / 11.7 kg (25.7 lb)	

### Front View




ACP-2010MB




ACP-2320MB

### Inside View



ACP-2010MB



ACP-2320MB

### Rear View

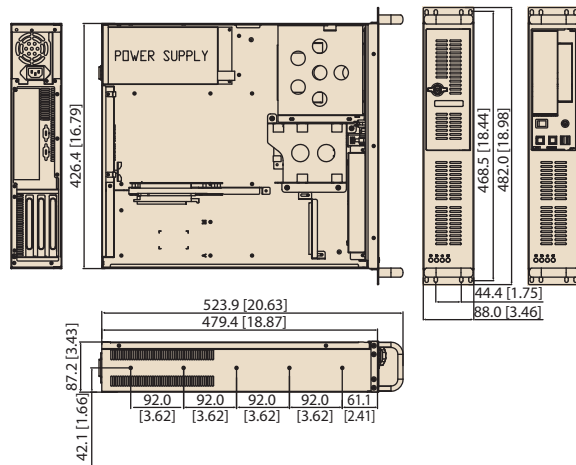


Rear I/O bracket for low profile  
add-on cards

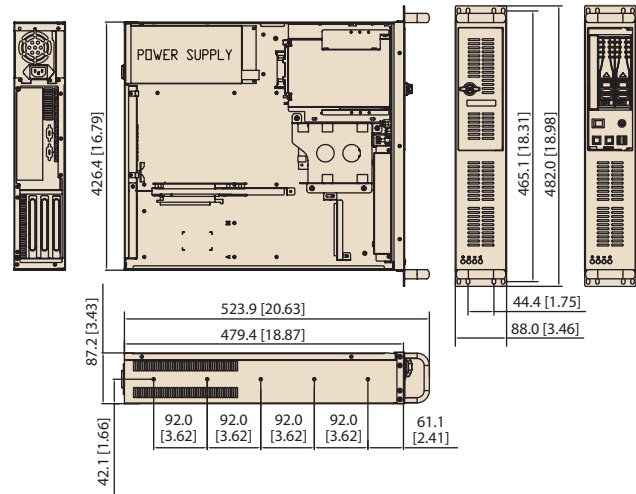


## Dimensions

### ACP-2010MB



### ACP-2320MB



Unit: mm [inch]

## Ordering Information

Part Number	Power Supply
ACP-2010MB0-00XBE	Without power supply, with ATX switch
ACP-2010MB0-30ZBE	1757000007G
ACP-2320MB0-00XBE	Without power supply, with ATX switch
ACP-2320MB0-30ZBE	1757000007G

## Optional Accessories

Part Number	Description
Rear I/O panel kit for low-profile add-on cards	
1939000361	Screw (should purchase 7 pcs)
1960034816N000	I/O bracket (should purchase 7 pcs)
1960019475T201	Rear panel for low-profile
1700060202	Y-cable for PS/2 mouse and keyboard
9662132000E	Black 3.5" mobile HDD tray
1990007986S000	Door filter 156 x 45 x 5 mm
1990001949	Fan filter bracket 168 x 58 mm

## Power Supply Options

(For detailed power supply specs, please refer to Chapter 7)

Part Number	Specifications	
	Watts	Input
1757000007G (ATX, PFC)	300 W	AC 100 ~ 240 V (full range)
1757000105G (ATX, PFC)	400 W	AC 100 ~ 240 V (full range)

# IPC-603MB

## 2U 3-Slot Rackmount Chassis for ATX/MicroATX Motherboard with Front I/O



### Features


- The best embedded computing system for machinery applications
- Streamlined in-chassis airflow design supporting LGA775 Intel® Pentium® 4 processor up to 3.8 GHz with suggested CPU cooler
- All I/O interfaces are in the front
- Shock resistant disk drive bay designed to hold one slim CD-ROM and one internal 3.5" HDD
- Equipped with 1U 300 W ATX PFC power supply
- Easy-to-replace air filters




### Specifications

Drive Bay	Slim Optical Disk Drive	Front-accessible	Internal
	3.5"	1	-
Cooling	Fan	2 (8 cm/47 CFM each)	-
	Air Filters	3 (85 x 80 mm)	1
Miscellaneous	Notification LEDs	Power & HDD activity	
Environment	Temperature	Operating	Non-Operating
		0 ~ 40° C (32 ~ 104° F)	-20 ~ 60° C (-4 ~ 140° F)
	Humidity	10 ~ 85% @ 40° C, non-condensing	10 ~ 95% @ 40° C, non-condensing
	Vibration (5 ~ 500 Hz)	1 Grms	2 G
	Shock	10 G (with 11 ms duration, half sine wave)	30 G
Physical Characteristics	Dimensions (W x H x D)	482 x 88 x 308 mm (19" x 3.46" x 12.1")	
	Weight	6.4 kg (14.1 lb)	

### Front View

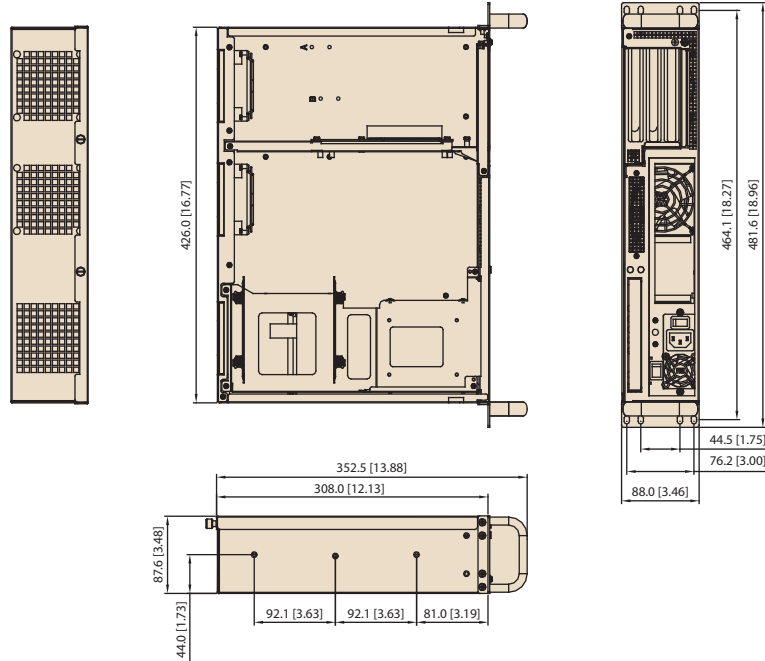


### Inside View



## Dimensions

Unit: mm [inch]



## Ordering Information

Part Number	Power Supply
IPC-603MB0-00XE	Without power supply
IPC-603MB0-30ZE	1757000160G

## Optional Accessories

Part Number	Description
1750000257	2U Socket 478 P4 CPU cooler up to 3.4 GHz (89 W)
1960022033T000	2U LGA775 P4 CPU cooler up to 3.4 GHz (84 W)
2130004795S000	Fan filter 80 x 85 x 5 mm

## Power Supply Options

(For detailed power supply specs, please refer to Chapter 7)

Part Number	Specifications	
	Watt	Input
1757000160G (ATX, PFC)	300 W	AC 100 ~ 240 V (full range)

# ACP-4000

## 4U Rackmount Chassis with Visual & Audible Alarm Notification



### Features



- 4U rackmount chassis supports up to 15 add-on cards
- Shock-resistant disk drive bay design holds up to three 5.25" and one 3.5" disk drives
- Front-accessible USB and PS/2 interfaces for easy data transfer
- Dual 12 cm / 85 CFM ball-bearing fans provide optimized and streamlined airflow
- Front LED indicators and audible alarm notification for system fault detection
- Lockable front door prevents unauthorized access
- Supports 300 W single PS/2 and redundant ATX power supplies



### Specifications

Drive Bay	3.5"	1	Front-accessible
	5.25"	3	
Cooling	Fan	2 (12 cm / 85 CFM each)	
	Air Filter	Yes	
Front I/O Interface	USB	2	
	PS/2	1	
Miscellaneous	LED Indicators	Power, HDD, temperature, fan, and power voltage status	
	Rear Panel	Backplane version: One 9-pin D-Sub opening Motherboard version: Five 9-pin D-Sub & one 68-pin SCSI openings	
Environment	Temperature	Operating: 0 ~ 40° C (32 ~ 104° F) Non-Operating: -20 ~ 60° C (-4 ~ 140° F)	
	Humidity	10 ~ 85% @ 40° C, non-condensing	10 ~ 95% @ 40° C, non-condensing
	Vibration (5 ~ 500 Hz)	1 Grms	2 G
	Shock	10 G (with 11 ms duration, half sine wave)	30 G
Physical Characteristics	Dimensions (W x H x D)	482 x 177 x 479 mm (19" x 7" x 18.9")	
	Weight	15.2 kg (33.5 lb)	

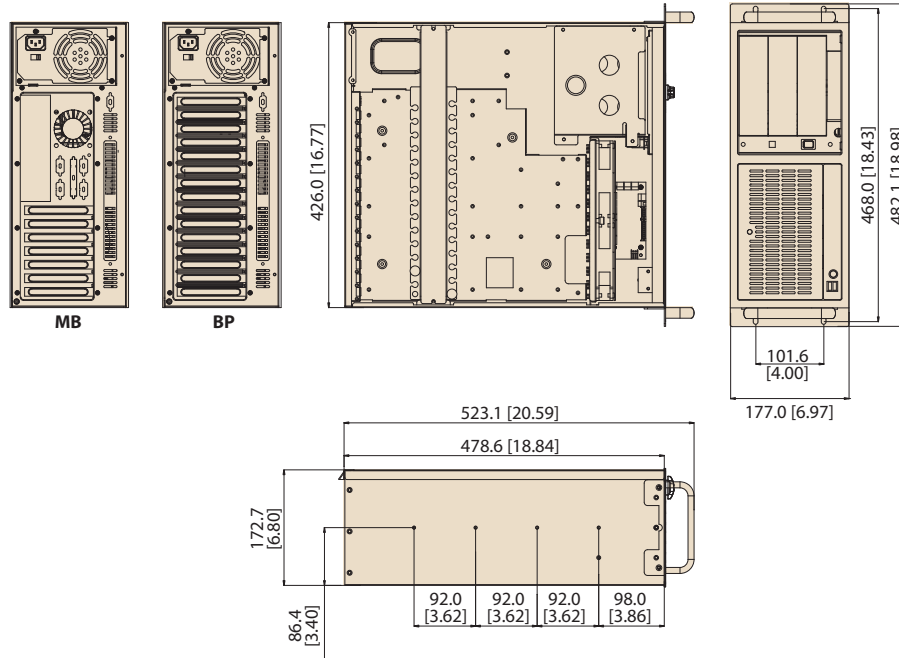
### Front View



Two 85 CFM cooling fans

## Dimensions

Unit: mm [inch]



## Ordering Information

Part Number	Power Supply
<b>Backplane Version</b>	
ACP-4000BP-00XE	Without power supply, with ATX switch
ACP-4000BP-30ZE	PS-300ATX-ZBE
<b>Motherboard Version</b>	
ACP-4000MB-00XE	Without power supply, with ATX switch
ACP-4000MB-30ZE	PS-300ATX-ZBE

## Optional Accessories

Part Number	Description
2130006147S000	Door filter 97.6 x 36.6 x 5 mm
2130004803S000	Fan filter 115 x 195 x 5 mm
1700006915	ATX 24P/20P + 4P + 8P 60cm cable (connecting from power supply to alarm board)
1700006917	Two Mini DIN (connect to MB) / 6P (connect to front I/O board) PS2 KB/Mouse cable

\* If users use AIMB-763 or 3rd party motherboard, they need to purchase 1700006915 or 1700006916 for the front voltage LEDs to function normally. And they also need to purchase 1700006917 to make front PS/2 function normally.

## Power Supply Options

(For detailed power supply specs, please refer to Chapter 7)

Part Number	Specifications	
	Watts	Input
PS-300ATX-ZBE (ATX, PFC)	300 W	AC 100 ~ 240 V (full range)
PS-400ATX-ZBE (ATX, PFC)	400 W	AC 100 ~ 240 V (full range)
RPS-300ATX-ZE (ATX, PFC) (1+1 redundant)	300 W	AC 100 ~ 240 V (full range)
PS-300ATX-DC48E (ATX)	300 W	DC -48 V

# ACP-4010/4320

## 4U Rackmount Chassis with Dual System Support or Dual SAS/SATA HDD Trays



### Features

- Supports either an ATX motherboard or a PICMG backplane with up to 15 slots
- ACP-4010 supports one or two systems in a single chassis
- ACP-4010 supports two 5.25" and two 3.5" disk drives
- ACP-4320 supports dual SAS/SATA HDD trays for data monitoring applications
- LED indicators and alarm notification for system fault detection and network connection
- Lockable front door prevents unauthorized access

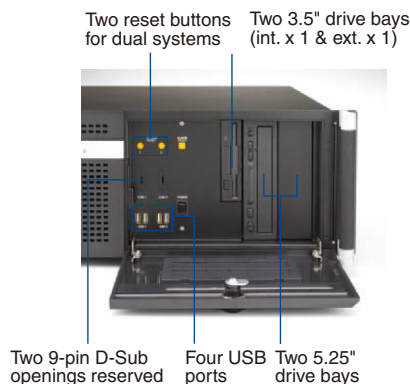


### Specifications

Drive Bay	5.25"	Front-accessible	Internal
	3.5"	2/2	-
Cooling	Fan	2 (12 cm /85 CFM each) / 1 (12 cm /114 CFM) + 1 (6 cm /28 CFM)	
	Air Filter	Yes	
Front I/O Interface	USB	4 / 2	
	9-pin D-Sub	2 (Reserved) / -	
Miscellaneous	LED Indicators	Power, HDD, temperature, fan, LAN1, and LAN2	
	Rear Panel	Backplane version: One 9-pin D-Sub opening Motherboard version: Five 9-pin D-Sub and one 68-pin SCSI openings	
Environment	Temperature	Operating 0 ~ 40° C (32 ~ 104° F)	Non-Operating -20 ~ 60° C (-4 ~ 140° F)
	Humidity	10 ~ 85% @ 40° C, non-condensing	
	Vibration (5 ~ 500 Hz)	1 Grms	
	Shock	10 G (with 11 ms duration, half sine wave)	
Physical Characteristics	Dimensions (W x H x D)	482 x 177 x 479 mm (19" x 7.0" x 18.9")	
	Weight	16.6 kg (36.5 lb) / 17.6 kg (38.7 lb)	

\*Installation of all 15 full-size cards will sacrifice the two 3.5" disk drive bays for ACP-4010.

#### Front Drive Bay of ACP-4010




#### Easy-to-maintain dual fans



Inside view of ACP-4010

#### Front Drive Bay of ACP-4320

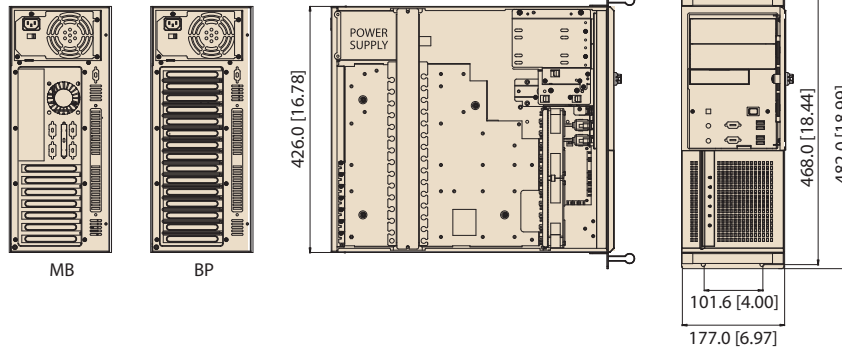




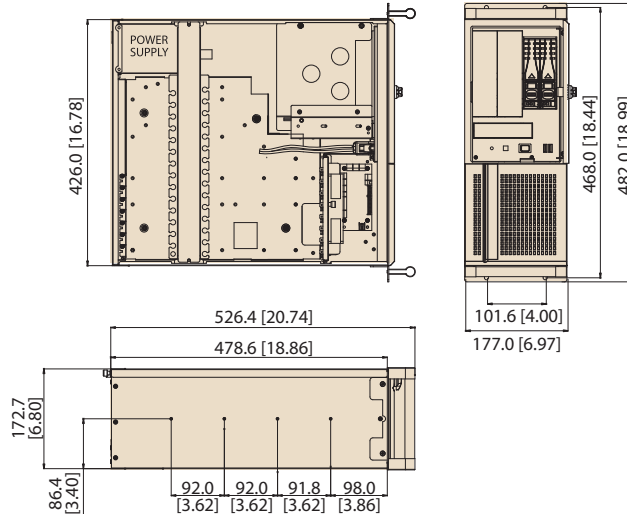
## Dimensions

Unit: mm [inch]

### ACP-4010



### ACP-4320



## Ordering Information

Model Name	Power Supply
<b>Backplane Version</b>	
ACP-4010BP-00XE	Without power supply, with ATX switch
ACP-4010BP-30ZE	PS-300ATX-ZBE
<b>Motherboard Version</b>	
ACP-4010MB-00XE	Without power supply, with ATX switch
ACP-4010MB-30ZE	PS-300ATX-ZBE
ACP-4320MB-00XE	Without power supply, with ATX switch
ACP-4320MB-30ZE	PS-300ATX-ZBE

## Optional Accessories

Part Number	Description
1990001299	Fan filter 95 x 130 mm
1990001298	Door filter 150 x 68 mm
9662132000E	Black 3.5" mobile HDD tray

## Power Supply Options

(For detailed power supply specs, please refer to Chapter 7)

Part Number	Specifications	
	Watts	Input
PS-300ATX-ZBE (ATX, PFC)	300 W	AC 100 ~ 240 V (full range)
PS-400ATX-ZBE (ATX, PFC)	400 W	AC 100 ~ 240 V (full range)
RPS-300ATX-ZE (ATX, PFC) (1+1 redundant)	300 W	AC 100 ~ 240 V (full range)
RPS-400ATX-ZE (ATX, PFC) (1+1 redundant)	400 W	AC 100 ~ 240 V (full range)

# ACP-4360

## 4U Rackmount Chassis with 6 Hot-Swap SAS / SATA Trays for RAID

**NEW**

PICMG 1.0

PICMG 1.3




### Features

- Supports up to 6 SAS/SATA HDDs, which can be hot-swappable if a SATA RAID card is used
- Supports either an ATX motherboard or a PICMG backplane up to 15 slots
- Supports one slim optical disk drive and one 3.5" FDD or internal HDD
- LED indicators for LAN connectivity and alarm notification for redundant power supply, HDD activity, system fan and in-chassis temperature
- Reusable, front-accessible filters for easy maintenance

CE FCC RoHS

### Specifications


Drive Bay	Slim Optical Drive (Front-accessible)	1	Front-accessible
	3.5"	6 SAS/SATA HDDs + 1	
Cooling	Fan	1 (12 cm / 114 CFM) + 2 (8 cm / 47 CFM each) for SAS/SATA storage unit	
	Air Filter	Yes	
Front I/O Interface	USB	2	
Miscellaneous	LED Indicators	System: Power, HDD (for IDE drives only), fan, temperature, LAN1 and LAN2 SAS/SATA HDD trays: HDD power and activity	
	Rear Panel	Backplane version: One 9-pin D-Sub opening Motherboard version: Five 9-pin D-Sub and one 68-pin SCSI openings	
Environment	Temperature	Operating: 0 ~ 40° C (32 ~ 104° F) Non-Operating: -20 ~ 60° C (-4 ~ 140° F)	
	Humidity	10 ~ 85% @ 40° C, non-condensing / 10 ~ 95% @ 40° C, non-condensing	
	Vibration (5 ~ 500 Hz)	1 Grms / 2 G	
	Shock	10 G (with 11 ms duration, half sine wave) / 30 G	
Physical Characteristics	Dimensions (W x H x D)	482 x 177 x 501 mm (19" x 7" x 19.8")	
	Weight	19.0 kg (41.8 lb)	



Rear view of ACP-4362MB



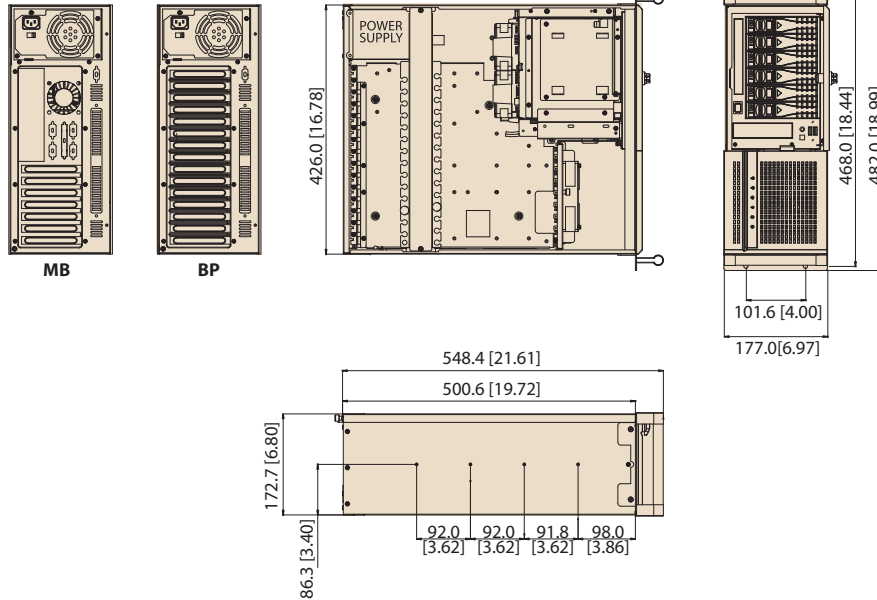
Easy-to-maintain system fan



Six hot-swappable SATA HDD trays

## Dimensions

Unit: mm [inch]



## Ordering Information

Part Number	Power Supply
<b>Backplane Version</b>	
ACP-4360BP-00XBE	Without power supply, with ATX switch
ACP-4360BP-40ZBE	PS-400ATX-ZBE
<b>Motherboard Version</b>	
ACP-4360MB-00XBE	Without power supply, with ATX switch
ACP-4360MB-40ZBE	PS-400ATX-ZBE

## Optional Accessories

Part Number	Description
1990001299	Fan filter 95 x 130 mm
1990001298	Door filter 150 x 68 mm
96RC-SAS-4P-PE-LS	Interface PCIe x8, 4-port SAS/SATA RAID card with 1 SAS SFF8087 connector
96RC-SAS-8P-PE-LS1	Interface PCIe x8, 8-port SAS/SATA RAID card with 2 SAS SFF8087 connectors
96CB-SAS-SATA-4P	Mini SAS to 4 SATA + SGPIO cable, 0.8 m

PS. When choosing either of above RAID cards, please must use 96CB-SAS-SATA-4P to ensure the LEDs on HDD trays function correctly.

## Power Supply Options

(For detailed power supply specs, please refer to Chapter 7)

Part Number	Specifications	
	Watts	Input
PS-400ATX-ZBE (ATX, PFC)	400 W	AC 100 ~ 240 V (full range)
PS-500ATX-ZE (ATX, PFC)	500 W	AC 115 ~ 240 V (full range)
PS-700ATX-ZE (ATX, PFC)	700 W	AC 100 ~ 240 V (full range)
RPS-400ATX-ZE (ATX, PFC) (1+1 redundant)	400 W	AC 100 ~ 240 V (full range)

# IPC-510

## Economical 4U Rackmount Chassis with Front USB and PS/2 Interfaces




### Features

- The most cost-effective rackmount chassis
- Supports 250/300 W ATX PFC PS/2 power supply
- Easy to install front-accessible drive bays to hold three 5.25" and two 3.5" drives (one front-accessible & one internal)
- Front-accessible USB & PS/2 interfaces
- Designed to withstand environmental extremes, such as shock, vibration and high temperature



### Specifications

Drive Bay		Front-accessible	Internal
	5.25"	3	-
	3.5"	1	1
Cooling	Fan	1 (12 cm / 77 CFM)	
	Air Filter	Yes	
Front I/O Interface	USB	2	
	PS/2	1	
Miscellaneous	LED Indicators	Power and HDD activity	
	Rear Panel	Backplane version: Two 9-pin D-Sub openings Motherboard version: One 9-pin D-Sub and one 68-pin SCSI openings	
Environment	Temperature	Operating 0 ~ 40° C (32 ~ 104° F)	Non-Operating -20 ~ 60° C (-4 ~ 140° F)
	Humidity	10 ~ 85% @ 40° C, non-condensing	
	Vibration (5 ~ 500 Hz)	1 Grms	
	Shock	10 G (with 11 ms duration, half sine wave)	
Physical Characteristics	Dimensions (W x H x D)	482 x 177 x 446 mm (19" x 7" x 17.6")	
	Weight	10.7 kg (23.5 lb)	



HDD LED    Power switch  
USB & PS/2    Power LED

Easy-to-maintain cooling fan

System reset switch



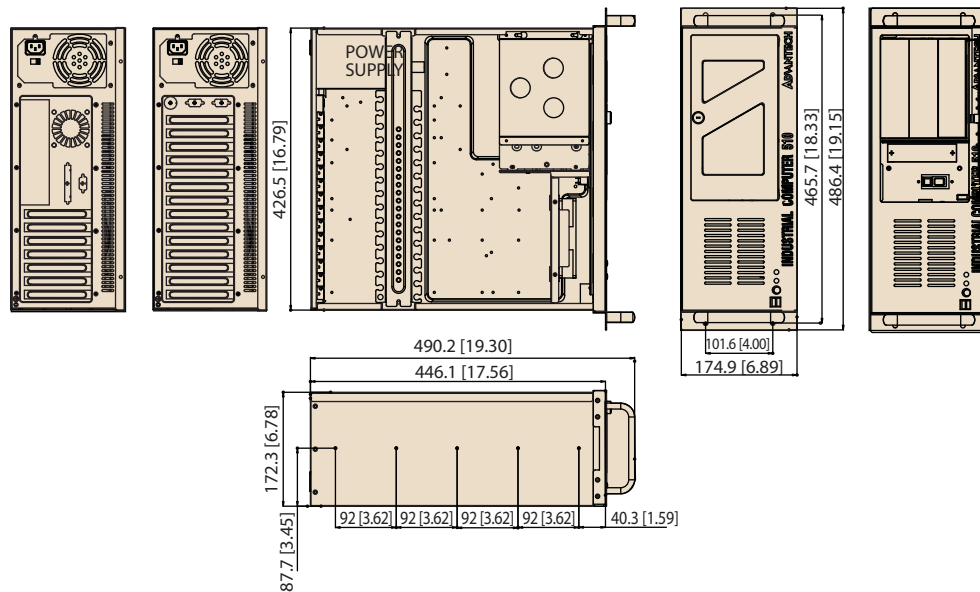
One 3.5" drive bay    Three 5.25" drive bays  
One internal 3.5" drive bay space



Motherboard can fit in 450 mm (17.7") depth

## Dimensions

Unit: mm [inch]



## Ordering Information

Part Number	Power Supply
<b>Backplane Version</b>	
IPC-510BP-00XBE	Without power supply, with ATX switch
IPC-510BP-30ZBE	PS-300ATX-ZBE
<b>Motherboard Version</b>	
IPC-510MB-00XBE	Without power supply, with ATX switch
IPC-510MB-30ZBE	PS-300ATX-ZBE

## Optional Accessories

Part Number	Description
2130006190S000	Fan filter 120 x 100 x 15 mm

## Power Supply Options

(For detailed power supply specs, please refer to Chapter 7)

Part Number	Specifications	
	Watts	Input
PS-250ATX-ZE (ATX, PFC)	250 W	AC 115 / 230 V (selectable)
PS-300ATX-ZBE (ATX, PFC)	300 W	AC 100 ~ 240 V (full-range)

# IPC-610-F

## Classical 4U 15-Slot Rackmount Chassis





### Features

- 4U rackmount chassis supports up to 15 cards
- Shock-resistant disk drive bay design holds up to three 5.25" and two 3.5" (one front-accessible & one internal) disk drives
- Special hold-down clamp design with rubber cushions protects the cards from shock and vibration
- Power and HDD activity notification improves system availability
- Front-accessible air filter for easy system maintenance
- Lockable front door prevents unauthorized access
- 300 W / 400 W AC and 300 W DC ATX power supply options



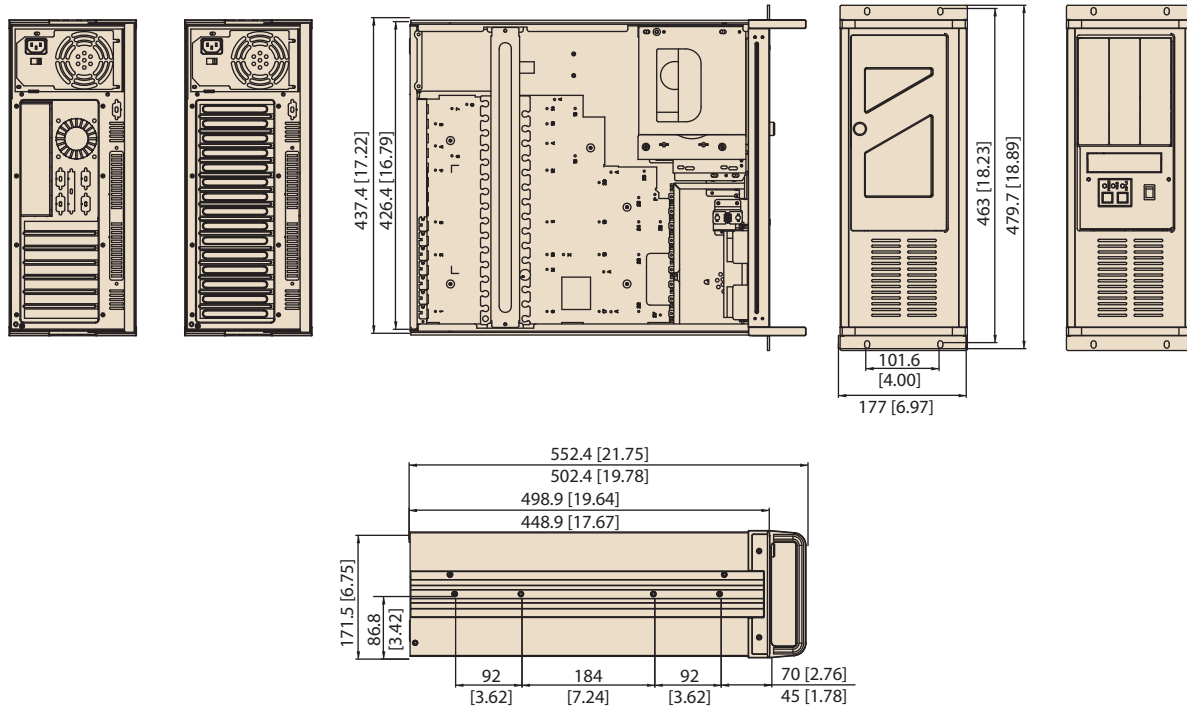
### Specifications

Drive Bay	3.5"	Front-accessible	1	Internal	1
	5.25"		3		-
Cooling	Fan		1 (12 cm / 85 CFM)		
	Air Filter		Yes		
Miscellaneous	LED Indicators		Power, HDD, keyboard lock		
	Control		Power, system reset and keyboard lock switches		
	Rear Panel		Backplane version: One 9-pin D-Sub opening Motherboard version: Five 9-pin D-Sub & one 68-pin SCSI openings		
Environment	Temperature		0 ~ 40° C (32 ~ 104° F), operating		
Physical Characteristics	Dimensions (W x H x D)		IPC-610BP: 482 x 177 x 449 mm (19" x 7" x 17.8") IPC-610MB: 482 x 177 x 499 mm (19" x 7" x 19.6")		
	Weight		16.2 kg (35.6 lb)		



## Dimensions

Unit: mm [inch]



## Ordering Information

Part Number	Power Supply
<b>Backplane Version</b>	
IPC-610BP-00XFCE	Without power supply, with ATX switch
IPC-610BP-30ZFCE	PS-300ATX-ZBE
<b>Motherboard Version</b>	
IPC-610MB-00XFCE	Without power supply, with ATX switch
IPC-610MB-30ZFCE	PS-300ATX-ZBE

## Optional Accessories

Part Number	Description
2130006190S000	Fan filter 120 x 100 x 15 mm

## Power Supply Options

(For detailed power supply specs, please refer to Chapter 7)

Part Number	Specifications	
	Watts	Input
PS-300ATX-ZBE (ATX, PFC)	300 W	AC 100 ~ 240 V (full range)
PS-400ATX-ZBE (ATX, PFC)	400 W	AC 100 ~ 240 V (full range)
PS-300ATX-DC48E (ATX)	300 W	DC-48 V
RPS-300ATX-ZE (ATX, PFC) (1+1 redundant)	300 W	AC 100 ~ 240 V (full range)

# IPC-610-H

## 4U Rackmount Chassis with Visual & Audible Alarm Notification



### Features

- 4U rackmount chassis supports up to 15 add-on cards
- Shock-resistant disk drive bay design holds up to three 5.25" and one 3.5" disk drives
- Front accessible USB & PS/2 interfaces for easy data transfer
- Dual front-accessible filtered cooling fans provide optimized and streamlined airflow
- Front LEDs indicate power status, and HDD activity
- Lockable front door prevents unauthorized access
- Supports 300 W single PS/2 and redundant ATX power supplies



### Specifications

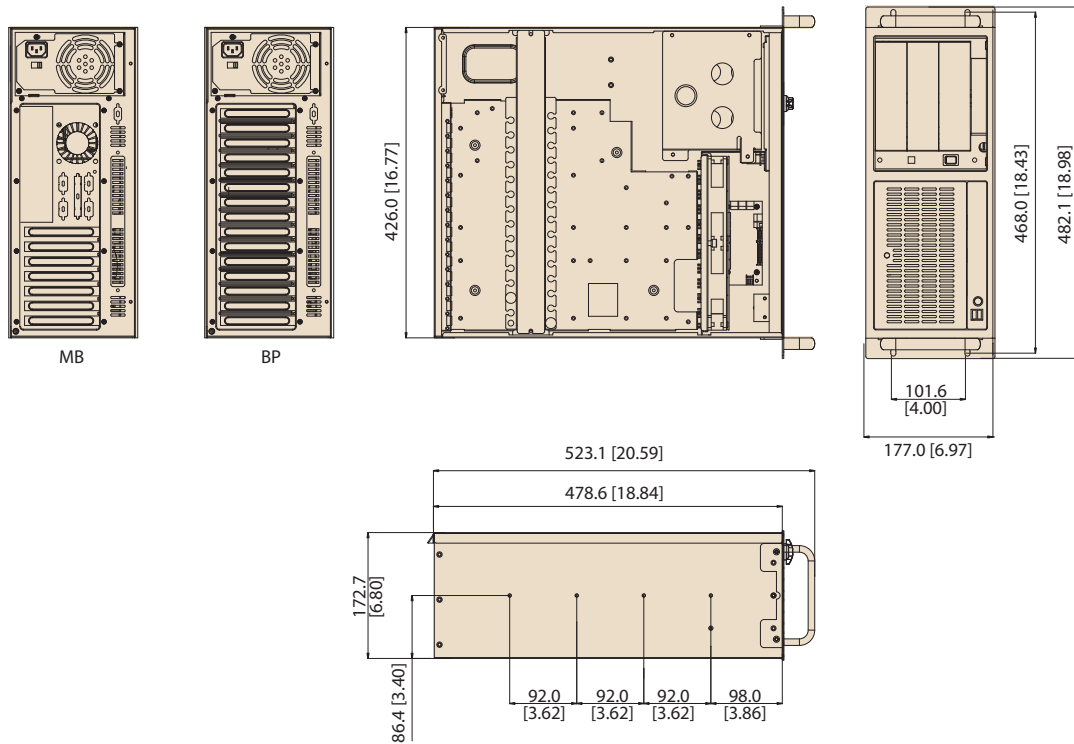
Drive Bay		Front-accessible
	3.5"	1
Cooling	Fan	2 (12 cm / 85 CFM each)
	Air Filter	Yes
Front I/O Interface	USB	2
	PS/2	1
Miscellaneous	LED Indicators	Power, HDD, and power voltage status
	Rear Panel	Backplane version: One 9-pin D-Sub opening Motherboard version: Five 9-pin D-Sub & one 68-pin SCSI openings
Environment	Temperature	Operating: 0 ~ 40° C (32 ~ 104° F) Non-Operating: -20 ~ 60° C (-4 ~ 140° F)
	Humidity	10 ~ 85% @ 40° C, non-condensing 10 ~ 95% @ 40° C, non-condensing
	Vibration (5 ~ 500 Hz)	1 Grms 2 G
	Shock	10 G (with 11 ms duration, half sine wave) 30 G
Physical Characteristics	Dimensions (W x H x D)	482 x 177 x 479 mm (19" x 7" x 18.9")
	Weight	15 kg (33 lb)





## Dimensions

Unit: mm [inch]



## Ordering Information

Part Number	Power Supply
<b>Backplane Version</b>	
IPC-610BP-00XHE	Without power supply, with ATX switch
IPC-610BP-30ZHE	PS-300ATX-ZBE
<b>Motherboard Version</b>	
IPC-610MB-00XHE	Without power supply, with ATX switch
IPC-610MB-30ZHE	PS-300ATX-ZBE

## Optional Accessories

Part Number	Description
2130006147S000	Door filter 97.6 x 36.6 x 5 mm
2130004803S000	Fan filter 115 x 195 x 5 mm
1700006916	ATX 24P/20P + 4P + 15P 60cm (connecting from power supply to LED board)
1700006917	Two Mini DIN (connect to MB) / 6P (connect to front I/O board) PS2 KB/Mouse cable

\* If users use AIMB-763 or 3rd party motherboard, they need to purchase 1700006915 or 1700006916 for the front voltage LEDs to function normally. And they also need to purchase 1700006917 to make front PS/2 function normally.

## Power Supply Options

(For detailed power supply specs, please refer to Chapter 7)

Part Number	Specifications	
	Watts	Input
PS-300ATX-ZBE (ATX, PFC)	300 W	AC 100 ~ 240 V (full range)
PS-400ATX-ZBE (ATX, PFC)	400 W	AC 100 ~ 240 V (full range)
RPS-300ATX-ZE (ATX, PFC) (1+1 redundant)	300 W	AC 100 ~ 240 V (full range)
PS-300ATX-DC48E (ATX)	300 W	DC -48 V

# IPC-610-L/ IPC-611

## 4U 15-Slot Rackmount Chassis with Front-Accessible Fan



### Features

- Supports an ATX motherboard or a backplane with up to 15 slots
- Shock-resistant disk drive bay design holds up to three 5.25" and one 3.5" disk drives
- Special hold-down clamp design with rubber cushions protects the cards from shocks and vibrations
- Power and HDD activity notification improves system availability
- Front-accessible air filter for easy system maintenance
- Lockable front door prevents unauthorized access
- Flexible mechanical design supports both 300 W single PS/2 and redundant ATX power supply





### Specifications

Drive Bay	3.5"	Front-accessible	1
	5.25"		3
Cooling	Fan		1 (12 cm / 85 CFM)
	Air Filter		Yes
Miscellaneous	LED Indicators		Power and HDD activity
	Control		Power switch and system reset button
	Rear Panel		Backplane version: One 9-pin D-Sub opening Motherboard version: Five 9-pin D-Sub & one 68-pin SCSI openings
Environment	Temperature	Operating	Non-Operating
		0 ~ 40° C (32 ~ 104° F)	-20 ~ 60° C (-4 ~ 140° F)
	Humidity	10 ~ 85 % @ 40° C, non-condensing	10 ~ 95 % @ 40° C, non-condensing
	Vibration (5 ~ 500 Hz)	1 Grms	2 G
	Shock	10 G (with 11 ms duration, 1/2 sine wave)	30 G
Physical Characteristics	Color / Logo	IPC-610-L: Beige / Advantech Logo; IPC-611: Black / No Logo	
	Dimensions (W x H x D)	482 x 177 x 480 mm (19" x 7" x 18.9")	
	Weight	14.5 kg (31.9 lb) / 14.2 kg (31.2 lb)	

### Front View

#### IPC-610-L

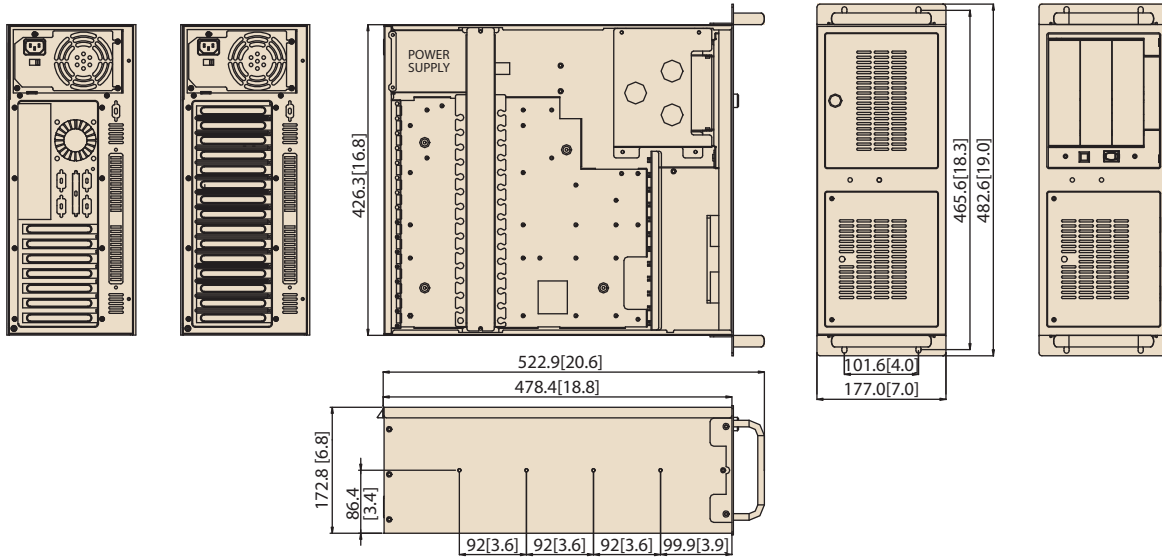


#### IPC-611



## Dimensions

Unit: mm [inch]



## Ordering Information

Part Number	Power Supply
<b>Backplane Version</b>	
IPC-610BP-00LBE	Without power supply, with ATX/AT switch
IPC-611BP-00XBE	Without power supply, with ATX switch
IPC-611BP-30ZBE	PS-300ATX-ZBE
<b>Motherboard Version</b>	
IPC-610MB-00LBE	Without power supply, with ATX switch
IPC-611MB-00XBE	Without power supply, with ATX switch

## Optional Accessories

Part Number	Description
2130006149S000	Fan filter 127 x 127 x 5 mm
2130004802S000	Door filter 142 x 97 x 5 mm

## Power Supply Options

(For detailed power supply specs, please refer to Chapter 7)

Part Number	Specifications	
	Watts	Input
PS-250ATX-ZE (ATX, PFC)	250 W	AC 115/230 V (selectable)
PS-300ATX-ZBE (ATX, PFC)	300 W	AC 100 ~ 240 V (full-range)

# IPC-619/IPC-619S

**Compact 4U Rackmount Chassis for Motherboard & Full-Size/ Half-Size SHB/SBC**



CE FCC RoHS COMPLIANT PRODUCT

## Features

### IPC-619:

- Space-saving 4U rackmount chassis, with only 429 mm depth
- Supports either ATX/MicroATX motherboards or backplane up to 15 slots
- Shock-resistant drive bay design supports up to two 5.25" and one 3.5" disk drives
- Versatile 250W/300W/400W power supply options

### IPC-619S:


- Ultra compact 4U chassis for half-size SBC, with only 274 mm depth
- Supports up to 10-slot backplane
- Shock-resistant drive bays to hold one 5.25" and one 3.5" disk drives
- 250W and 300W ATX/PFC power supply options

## Specifications


Drive Bay	5.25"	Front-accessible
	3.5"	2/1
Cooling	Fans	One (12 cm/85 CFM)
	Air Filters	Yes
I/O interfaces	USB	2 (front-accessible)
Miscellaneous	Notification LEDs	PWR, HDD
	Control	Power switch and system reset button
	Rear Panel	BP version: One 9-pin D-Sub opening; MB version (IPC-619 only): Five 9-pin D-Sub & one 68-pin SCSI openings
Environment	Temperature	Operating: 0 ~ 40° C (32 ~ 104° F) Non-Operating: -20 ~ 60° C (-4 ~ 140° F)
	Humidity	10 ~ 85% @ 40° C, non-condensing 10 ~ 95% @ 40° C, non-condensing
	Vibration (5-500 Hz)	1 Grms 2 G
	Shock	10 G (with 11 ms duration, half sine wave) 30 G
Physical	Dimensions (W x H x D)	482 x 177 x 430 mm (19" x 7" x 16.9")/482 x 177 x 275 mm (19" x 7" x 10.8")
	Weight	15 kg (33 lb)/8 kg (17.6 lb)

## Front View

### IPC-619




### IPC-619S




## Inside View

### IPC-619



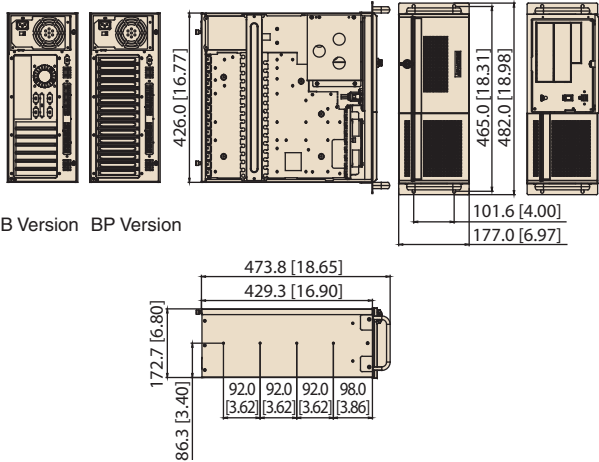
### IPC-619S



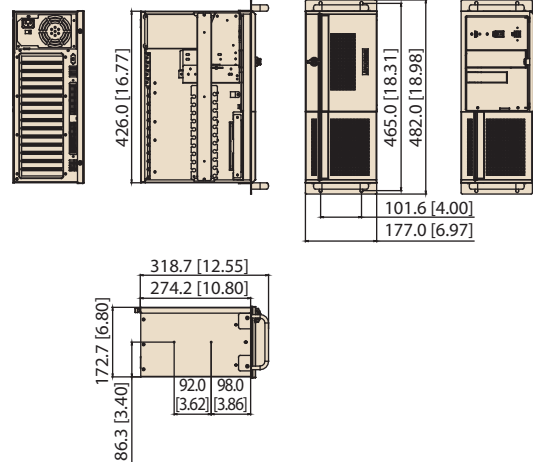
## Dimensions

Unit: mm [inch]

### IPC-619



### IPC-619S



## Ordering Information

Model Name	Power Supply
<b>IPC-619</b>	
<b>Backplane Version</b>	
IPC-619BP-00XE	Without power supply, with ATX switch
IPC-619BP-30ZE	PS-300ATX-ZE
<b>Motherboard Version</b>	
IPC-619MB-00XE	Without power supply, with ATX switch
IPC-619MB-30ZE	PS-300ATX-ZBE
<b>IPC-619S</b>	
IPC-619SBP-00XE	Without power supply, with ATX switch
IPC-619SBP-25ZE	PS-250ATX-ZE

## Optional Accessories

Part Name	Description
1990001298	Door filter 150 x 68 mm
1990001299	Fan filter 95 x 130 mm
1750002121	Fan 120 x 120 x 25 mm

## Half-size Backplane Options

Part Name	Slot	CPU Card
PCI-7110P3S6-00A1E	1 CPU, 3 PCI, 6 ISA	PCI-7020, PCI-7030, PCI-7031
PCA-6108P8-0A2E	1 CPU, 7 PCI	PCI-7020, PCI-7030, PCI-7031
PCA-6108E-0C2E	1 CPU, 7 ISA	PCA-6742, PCA-6743, PCA-6781

## Power Supply Options

(For detailed power supply specs, please refer to Chapter 7)

Part Name	Specifications	
	Watt	Input
PS-250ATX-ZE (ATX, PFC)	250 W	AC 115/230V (selectable)
PS-300ATX-ZBE (ATX, PFC)	300 W	AC 100 ~ 240V (full-range)
PS-400ATX-ZBE (ATX, PFC)	400 W	AC 100 ~ 240V (full-range)

# IPC-623

## 4U 20-Slot Rackmount Chassis with Multi-System and Front-Accessible Redundant Power Supply







### Features

- 4U rackmount chassis supports up to 4 multi-systems
- Front-accessible redundant power supply
- Shockproof disk drive bay design can hold up to three front-accessible 5.25" and one 3.5" disk drives, and one internal 3.5" HDD
- Three 12 cm / 114 CFM ball-bearing cooling fans
- Front LEDs and audible alarm notifications for system power status, fan operation, HDD status, and in-chassis temperature monitoring
- Dual top cover designed for easy maintenance
- Five easily replaceable air filters provide good airflow
- Redundant power supplies are all with dual AC inputs



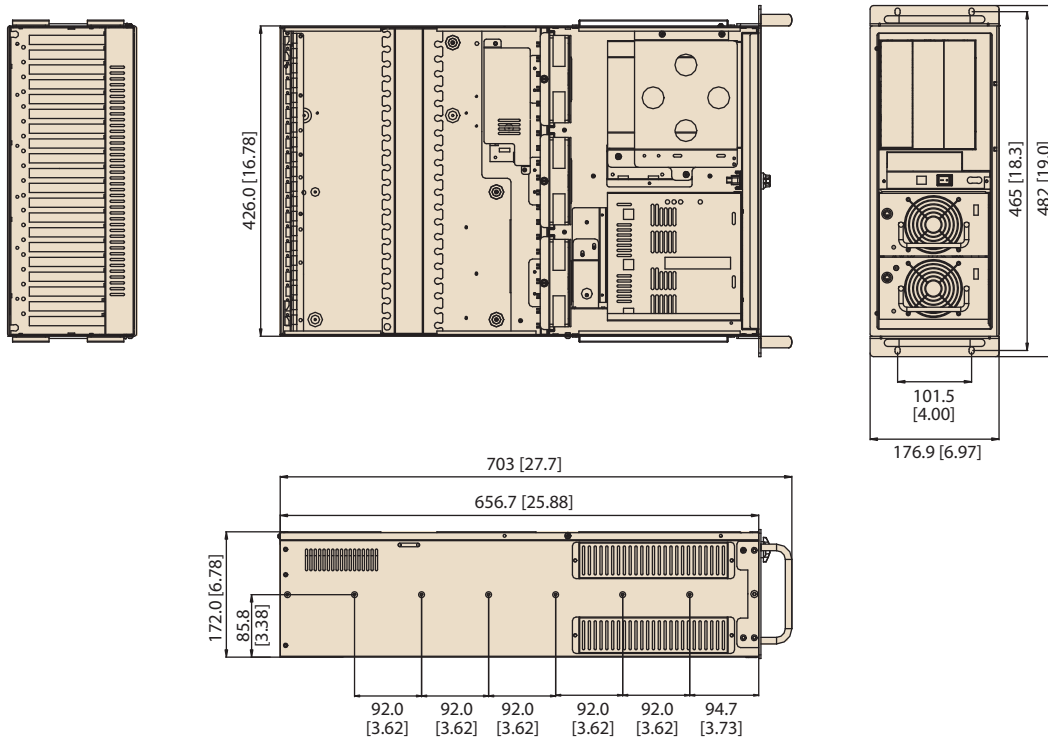
### Specifications

		Front-accessible	Internal
Drive Bay	3.5"	1	1
	5.25"	3	-
Cooling	Fan	3 (12 cm / 114 CFM each)	
	Air Filter	4 (200 x 45 mm) + 1 (128 x 95 mm)	
Miscellaneous	LED Indicators	Power, HDD, fan, temperature, and power voltage status	
	Control	Power switch, system reset (reserve 3 more for quad-system) and alarm reset buttons	
	Hold-down Clamp	Hold-down clamp with rubber pad underneath and accessory rubber cushions	
Physical Characteristics	Dimensions (W x H x D)	482 x 177 x 657 mm (19" x 7" x 26")	
	Weight	26 kg (57 lb)	



## Dimensions

Unit: mm [inch]



## Ordering Information

Part Number	Power Supply
IPC-623BP-00XBE	Without power supply
IPC-623BP-00RBE	Barebone chassis for 460W / 570W / 810 W RPS, with ATX switch
IPC-623BP-46RZBE	1757001760 (1+1 RPS)

## Optional Accessories

Part Number	Description
2130004799S000	Side filter 45 x 200 x 6 mm
2130004799S000	Door filter 130 x 95 x 6 mm

## Power Supply Options

(For detailed power supply specs, please refer to Chapter 7)

Part Number	Specifications	
	Watts	Input
1757000133G (single P/S)	500 W (ATX, PFC)	AC 115 ~ 240 V (full range)
1757001760 (1+1 redundant)	460 W (ATX, PFC)	AC 100 ~ 240 V (full range)
1757001761 (2+1 redundant)	570 W (ATX, PFC)	AC 115 ~ 230 V (full range)
1757001677 (3+1 redundant)	810 W (ATX, PFC)	AC 115 ~ 230 V (full range)

# IPC-630

## New Generation 4U 15-Slot Rackmount Chassis





CE FCC RoHS COMPLIANT PRODUCT

### Features

- Supports either an ATX/MicroATX motherboard or a backplane up to 15 slots
- Shock-resistant drive bay design supports up to three 5.25" and two 3.5" (one front-accessible & one internal) disk drives
- Front indicators for alarm notification of redundant power supply, HDD activity, system fan & in-chassis temperature
- Reusable, front-accessible fan filters for easy maintenance
- Supports front USB interface
- Lockable front door prevents unauthorized access
- Versatile power supply options from single PS/2 300 W / 400 W to redundant 300 W / 400 W power supplies


### Specifications

Drive Bay		Front-accessible	Internal
	5.25"	3	-
	3.5"	1	1
Cooling	Fan	1 (12 cm /85 CFM)	
	Air Filter	Yes	
Front I/O Interface	USB	2	
	9-pin D-Sub	1 (Reserved)	
Miscellaneous	LED Indicators	Power, HDD, fan and temperature	
	Rear Panel	Backplane version: One 9-pin D-Sub opening Motherboard version: Five 9-pin D-Sub & one 68-pin SCSI openings	
Environment	Temperature	Operating 0 ~ 40° C (32 ~ 104° F)	Non-Operating -20 ~ 60° C (-4 ~ 140° F)
	Humidity	10 ~ 85% @ 40° C, non-condensing	
	Vibration (5 ~ 500 Hz)	1 Grms	2 G
	Shock	10 G (with 11 ms duration, half sine wave)	30 G
Physical Characteristics	Dimensions (W x H x D)	IPC-630BP: 482 x 177 x 449 mm (19" x 7" x 17.7") IPC-630MB: 482 x 177 x 499 mm (19" x 7" x 19.6")	
	Weight	18.0 kg (39.6 lb)	



Enhanced anti-vibration mechanical design for full-size CPU card

Easy-to-replace system fan design

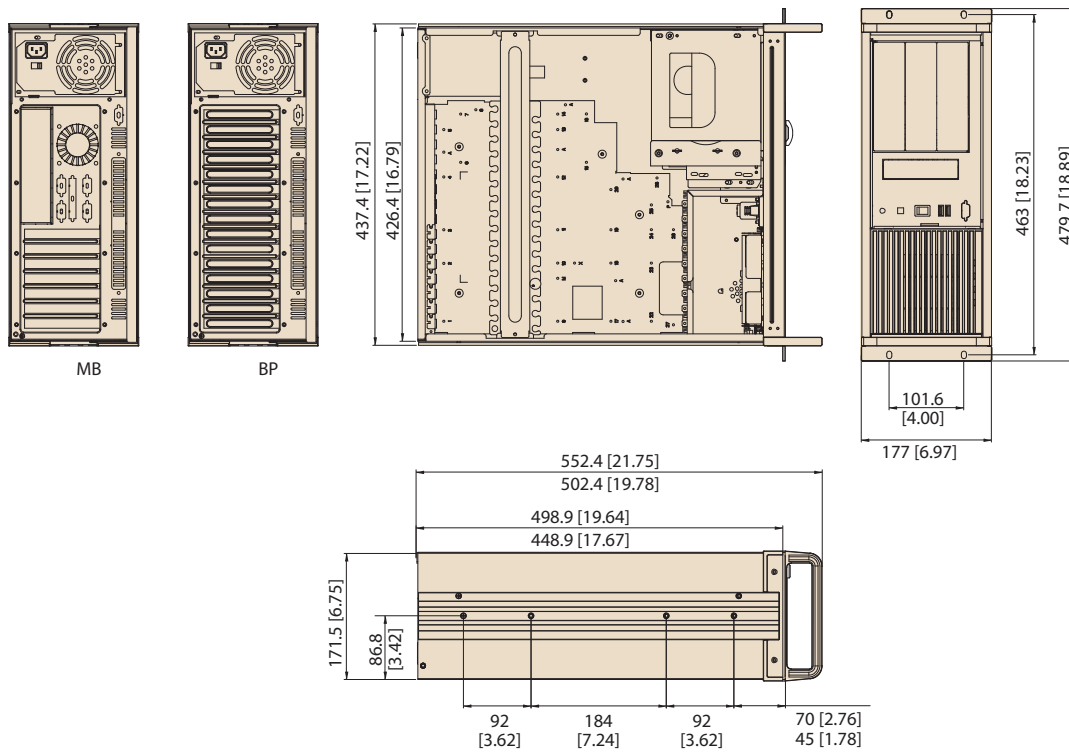


Reusable and easy-to-maintain fan filters



## Dimensions

Unit: mm [inch]



## Ordering Information

Part Number	Power Supply
<b>Backplane Version</b>	
IPC-630BP-00XE	Without power supply, with ATX switch
IPC-630BP-30ZE	PS-300ATX-ZBE
<b>Motherboard Version</b>	
IPC-630MB-00XE	Without power supply, with ATX switch
IPC-630MB-30ZE	PS-300ATX-ZBE

## Optional Accessories

Part Number	Description
1990001298	Door filter 150 x 80 mm
1990001299	Fan filter 130 x 95 mm
1960008140S001	Embedded handle

## Power Supply Options

(For detailed power supply specs, please refer to Chapter 7)

Part Number	Specifications	
	Watts	Input
PS-300ATX-ZBE (ATX, PFC)	300 W	AC 100 ~ 240 V (full range)
PS-400ATX-ZBE (ATX, PFC)	400 W	AC 100 ~ 240 V (full range)
RPS-300ATX-ZE (ATX, PFC)	300 W	AC 100 ~ 240 V (full range)
RPS-400ATX-ZE (ATX, PFC)	400 W	AC 100 ~ 240 V (full range)

# ACP-5360

## 5U 20-Slot Rackmount Chassis with 6 Hot-Swap SAS/SATA HDD Trays and Redundant Power Supply

**NEW**

PICMG 1.0

PICMG 1.3




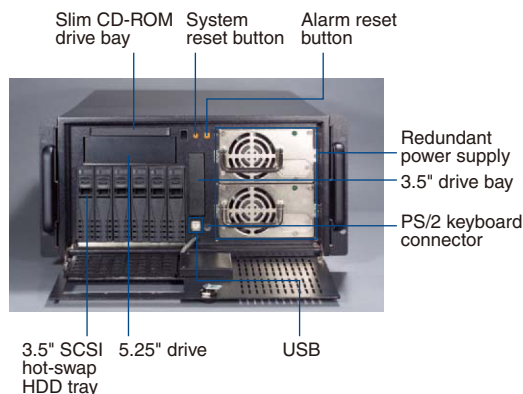
### Features

- Supports ATX motherboard, 18-slot PICMG 1.3 express backplane or 20-slot PICMG 1.0 backplane
- Hot-swappable SAS/SATA HDD trays, easy-to-maintain cooling fans and redundant power supply
- System alarm notification LEDs, including system operation, system power, and SAS/SATA storage status
- Front-accessible USB and PS/2 interfaces for easy data transfer
- Lockable front door prevents unauthorized access

CE FCC RoHS COMPLIANT PRODUCT

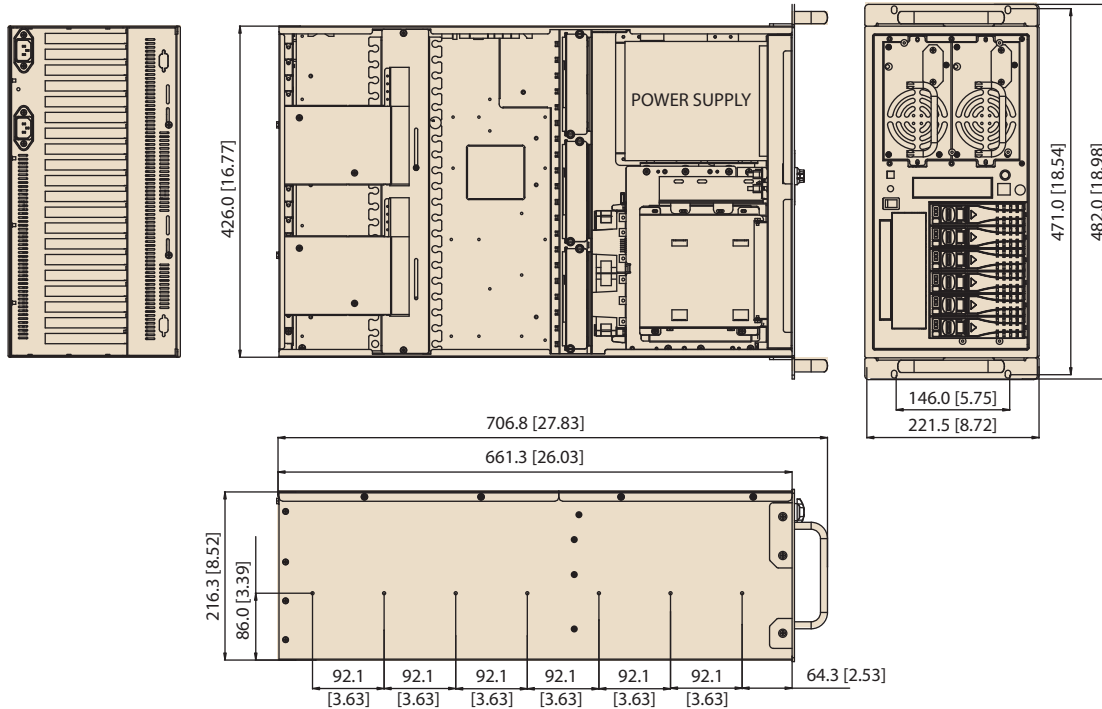
### Specifications

Drive Bay	3.5"	Front-accessible	6 SAS/SATA HDDs + 1
	5.25"		1
	Slim Optical Disk Drive		1
Cooling	Fan	3 (12 cm/114 CFM each) + 2 (8 cm/47 CFM each) for SAS/SATA storage unit	
	Blower	2 (25 CFM each) on rear	
	Air Filter	Yes	
Front I/O Interface	USB	2	
	PS/2	1	
Miscellaneous	Notification LEDs	Power, HDD, Fan, Temperature and Power voltage status	
	Rear Panel	Two 9-pin D-Sub openings	
Environment	Temperature	Operating	Non-Operating
		0 ~ 40° C (32 ~ 104° F)	-20 ~ 60° C (-4 ~ 140° F)
	Humidity	10 ~ 85% @ 40° C, non-condensing	
	Vibration (5 ~ 500 Hz)	1 Grms	
	Shock	10 G (with 11 ms duration, half sine wave)	
Physical Characteristics	Dimensions (W x H x D)	482 x 222 x 662 mm (19" x 8.75" x 26")	
	Weight	30 kg (66 lb)	



## Dimensions

Unit: mm [inch]



## Ordering Information

Part Number	Power Supply
ACP-5360BP-00RE	Barebone Chassis Supports 460W/ 570W / 810W RPS, with ATX switch
ACP-5360BP-46RE	1757001760

## Power Supply Options

(For detailed power supply specs, please refer to Chapter 7)

Part Number	Specifications	
	Watt	Input
1757001760 (ATX, PFC) (1+1 redundant)	460 W	AC 100 ~ 240 V (full range)
1757001761 (ATX, PFC) (2+1 redundant)	570 W	AC 115 ~ 230 V (full range)
1757001677 (ATX, PFC) (3+1 redundant)	810 W	AC 115 ~ 230 V (full range)

## Optional Accessories

Part Number	Description
9892526000E	Motherboard rear plate kit
2130004797S000	Door filter for power supply 155 x 100 x 5 mm
2130004794S000	Door filter for disk drives 175 x 127 x 5 mm
9662700020E	Black 3.5" mobile HDD tray
2130004798S000	Side filter 107 x 42 x 5 mm
96RC-SAS-4P-PE-LS	Interface PCIe x 8, 4-port SAS/SATA RAID card with 1 SAS SFF8087 connector
96RC-SAS-8P-PE-LS1	Interface PCIe x 8, 8-port SAS/SATA RAID card with 2 SAS SFF8087 connectors
96CB-SAS-SATA-4P	Mini SAS to 4 SATA + SGPIO cable, 0.8 m

PS. When choosing either of above RAID cards, please must use 96CB-SAS-SATA-4P to ensure the LEDs on HDD trays function correctly.

# IPC-622

## 6U 20-Slot Rackmount Chassis Supporting Quad-System and Redundant Power Supply




### Features

- 6U rackmount chassis supports up to 4 multi-systems
- LED indicators and audible alarm notification for system fault detection
- Four 9 cm / 53 CFM ball-bearing system fans for excellent cooling
- Various backplane options for up to 20 slots
- Lockable front door prevents unauthorized access
- Supports up to 4 sets of dual USB ports in the front
- Four reserved 9-pin D-sub openings on the rear panel

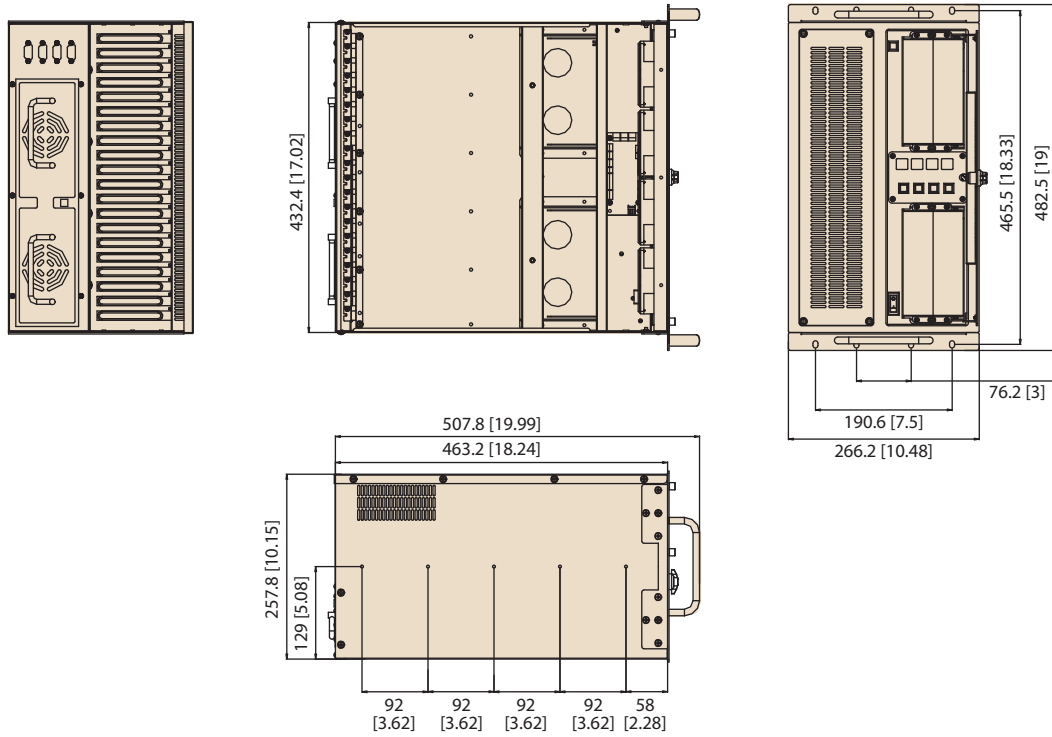
### Specifications

Drive Bay	5.25"	Front-accessible	Internal
	3.5"	4	-
Cooling	Fan	4 (9 cm / 58 CFM each)	2
	Air Filter	Yes	
Front I/O Interface	USB	2 (default) and reserve up to 4 sets of dual USB ports in the front	
Miscellaneous	LED Indicators	Power, HDD, fan, temperature and power voltage status	
	Control	Power switch, system reset (reserve 3 more for quad-system) and alarm reset buttons	
	Rear Panel	Four 9-pin D-sub openings	
Environment	Temperature	Operating 0 ~ 40° C (32 ~ 104° F)	Non-Operating -20 ~ 60° C (-4 ~ 140° F)
	Humidity	10 ~ 85% @ 40° C, non-condensing	
	Vibration (5 ~ 500 Hz)	1 Grms	2 G
	Shock	10 G (with 11 ms duration, half sine wave)	30 G
Physical Characteristics	Dimensions (W x H x D)	482 x 266 x 464 mm (19" x 10.5" x 18.3")	
	Weight	30.0 kg (66 lb)	



## Dimensions

Unit: mm [inch]



## Ordering Information

Part Number	Power Supply
IPC-622BP-00RCE	Without power supply, with ATX switch
IPC-622BP-40ZCE	1757000193G (single P/S)
IPC-622BP-46RCE	1757001757 (1+1 RPS)

## Optional Accessories

Part Number	Description
2130004802S000	Door filter 142 x 97 x 5 mm
2130004804S000	Fan filter 382 x 93 x 5 mm
1700002444	Reset button with wire
1700007032	Dual USB connector with wire

## Power Supply Options

(For detailed power supply specs, please refer to Chapter 7)

Part Number	Specifications	
	Watts	Input
1757000193G (single P/S)	400 W (ATX, PFC)	AC 100 ~ 240 V (full range)
1757000162G (single P/S)	500 W (ATX, PFC)	AC 115 ~ 240 V (full range)
1757001757 (1+1 redundant)	460 W (ATX, PFC)	AC 100 ~ 240 V (full range)

# ACP-7360

## 7U 20-Slot Rackmount Chassis with 6 Hot-Swap SAS/SATA HDD Trays and Redundant Power Supply

NEW



PICMG 1.0

PICMG 1.3

### Features

- Supports ATX motherboard, 18-slot PICMG 1.3 express backplane or 20-slot PICMG 1.0 backplane
- Hot-swappable SAS/SATA HDD trays, cooling fans and redundant power supply
- System alarm notification LEDs, including system operation, power voltage, and SAS/SATA storage status
- Front-accessible USB and PS/2 interfaces for easy data transfer
- Lockable front-door prevents unauthorized access

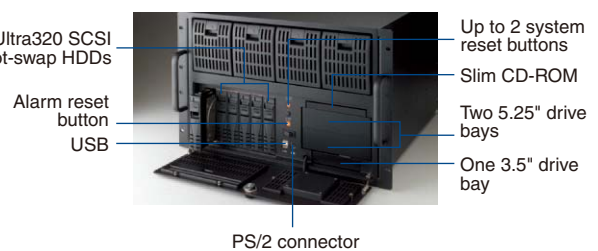
CE FCC RoHS

### Specifications

Drive Bay	Slim Optical Disk Drive	Front-accessible	
	3.5"	1	
	5.25"	6 SAS/SATA HDDs + 1	
Cooling	Fans	4 (9 cm/58 CFM each) hot-swap; 2 (8 cm/47 CFM each) for SAS/SATA storage unit	
	Air Filters	Yes	
I/O Interface	USB	2 (front-accessible)	
	PS/2	PS/2 keyboard & mouse, or PS/2 keyboard only, depending on the enclosed CPU board	
Miscellaneous	Notification LEDs	Power, HDD, Fan, Temperature and Power voltage status	
	Control	Power switch, system reset (reserve 1 more for dual-system) & alarm reset buttons	
Environment	Temperature	Operating: 0 ~ 40° C (32 ~ 104° F)	Non-Operating: -20 ~ 60° C (-4 ~ 140° F)
	Humidity	10 ~ 85% @ 40° C, non-condensing	
	Vibration (5 ~ 500 Hz)	1 Grms	2 G
	Shock	10 G (with 11 ms duration, half sine wave)	30 G
Physical Characteristics	Dimensions (W x H x D)	482 x 307 x 502 mm (19" x 12.1" x 19.7")	
	Weight	35 kg (77 lb)	



Supports six Ultra320 SCSI SCA hot-swap HDDs



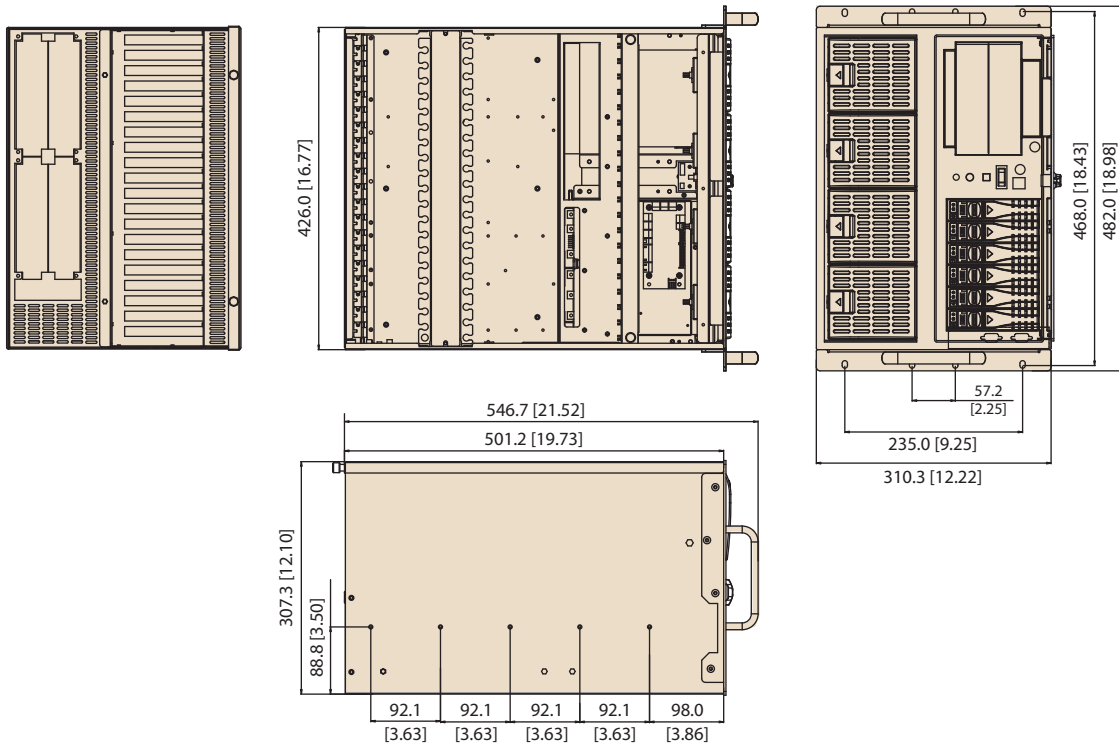
Four hot-swap cooling fans with filter



Hot-swap redundant power supply

## Dimensions

Unit: mm [inch]



## Ordering Information

Part Number	Power Supply
ACP-7360BP-00RE	Barebone chassis for 570W/ 810W RPS, with ATX switch
ACP-7360BP-46RE	1757001757 (1+1 redundant)

## Power Supply Options

(For detailed power supply specs, please refer to Chapter 7)

Part Number	Specifications	
	Watt	Input
1757001757 (1+1 redundant)	460 W ATX PFC	AC 100 ~ 240 V (full range)
1757001758 (2+1 redundant)	570 W ATX PFC	AC 115 ~ 230 V (full range)
1757001759 (3+1 redundant)	810 W ATX PFC	AC 115 ~ 230 V (full range)

## Optional Accessories

Part Name	Description
2130006147S000	Door filter 97.6 x 36.6 x 5 mm
2130006192S000	Door filter 174 x 79.2 x 5 mm
2130006193S000	Fan filter 104 x 92 x 5 mm
9892700000E	Motherboard rear plate kit
9662700020E	Black 3.5" mobile HDD tray
96RC-SAS-4P-PE-LS	Interface PCIe x8, 4-port SAS/SATA RAID card with 1 SAS SFF8087 connector
96RC-SAS-8P-PE-LS1	Interface PCIe x8, 8-port SAS/SATA RAID card with 2 SAS SFF8087 connectors
96CB-SAS-SATA-4P	Mini SAS to 4 SATA + SGPIO cable, 0.8 m

PS. When choosing either of above RAID cards, please must use 96CB-SAS-SATA-4P to ensure the LEDs on HDD trays function correctly.

## Wallmount Computers



# Next Generation Industrial Computers

Smart Rugged User-Friendly Design

## Embedded Computers



## Rackmount Computers

## Advantech Provides Industrial Computers with Innovative Design for Versatile Applications

Advantech offers a complete selection of industrial computers from wallmount, to embedded and rackmounted computers. They combine user-friendly, smart and rugged features with innovative designs. All systems provide intelligent system monitoring and easy system integration features, as well as offering versatile expansion, efficient thermal solutions, and vibration resistance. With great industrial design, intelligent features, and enhanced flexibility, they are the best looking, most versatile system for your unique solutions.

**ADVANTECH**

*Enabling an Intelligent Planet*



### ACP-4360

4U Rackmount Chassis with 6 Hot-Swap SAS / SATA Trays for RAID



### IPC-6025

5-slot Wallmount Computer with Scalability for Multi-system Solution



### ARK-6622




Compact Embedded Mini-ITX Computer with One Expansion Slot



## Slot SBC & Passive Backplanes

<b>Selection Guide</b>		<b>5-2</b>
<b>Extension Modules for Slot SBCs</b>		<b>5-11</b>
<b>PICMG 1.3 System Host Boards</b>		
<b>PCE-5020</b>	LGA775 Intel Core 2 Duo SHB with VGA/Dual GbE	<b>5-12</b>
<b>PCE-5124</b>	LGA775 Intel Core 2 Quad SHB with VGA/Dual GbE/6 COM ports	<b>5-14</b>
<b>PCE-5125</b>	LGA1156 Intel Core i7/i5/i3/Xeon SHB with DDR3/Dual GbE/SATA RAID	<b>5-16</b>
<b>PCE-5126</b>	LGA1155 Intel Core i7/i5/i3 SHB with DDR3/Dual GbE/SATA III	<b>5-18</b>
<b>PCE-7214</b>	Dual LGA771 Quad Core Xeon/Xeon LV SHB with VGA Dual GbE	<b>5-20</b>
<b>PICMG 1.0 Single Board Computers</b>		
<b>PCA-6010</b>	LGA775 Intel Core2 Duo SBC with Dual GbE and DVI	<b>5-22</b>
<b>PCA-6011</b>	LGA775 Intel Core2 Quad SBC with VGA/Dual GbE LAN	<b>5-24</b>
<b>Half-Size Single Board Computers</b>		
<b>PCI-7020</b>	LGA775 Intel Core2 Duo PCI Half-size SBC with VGA/GbE LAN/SATA and SSD	<b>5-26</b>
<b>PCI-7030</b>	Intel Atom N270 PCI Half-size SBC with Dual GbE LAN/LVDS/DVI/SATA/6 COM	<b>5-28</b>
<b>PCI-7031</b>	Intel Atom N450/D510 PCI Half-size SBC with Onboard DDR2/VGA/LVDS/Dual GbE/SATA/COM	<b>5-30</b>
<b>PCA-6742</b>	Advantech EVA-X4300 ISA Half-size SBC with VGA/LCD/LAN/CFC/USB and PC104	<b>5-32</b>
<b>PCA-6743</b>	DM&P Vortex86DX ISA Half-size SBC with LVDS/LAN/PC104/CFC/8 COM	<b>5-34</b>
<b>PCA-6782</b>	Intel Atom N455/D525 ISA Half-size SBC with VGA/LVDS/GbE LAN/SATA/COM/CFC/FDD/PC104	<b>5-36</b>
<b>Passive Backplanes</b>		
<b>PICMG1.3 Full-Size SHB Backplanes</b>		<b>5-38</b>
<b>PCI/ISA Backplanes</b>		<b>5-42</b>
<b>Backplanes Compatible with Half-Size SBCs</b>		<b>5-46</b>

To view all of Advantech's Slot SBC's and Passive Backplanes, please visit [www.advantech.com/products](http://www.advantech.com/products).



# PICMG 1.3 System Host Boards



## Selection Guide



Model Name		Core 2 Duo PICMG 1.3 SHB	Core 2 Quad PICMG 1.3 SHB
		PCE-5020	PCE-5124
Processor System	CPU	Intel Core 2 Duo/Pentium/Celeron 4XX/Pentium 4/Celeron D LGA775 processors	Intel Core 2 Quad/Core 2 Duo/Pentium/Celeron 4XX LGA775 processors
	Max. Speed	3.06 GHz/3.06 GHz/2 GHz/3.4 GHz/3.6 GHz	3.00 GHz/3.33 GHz/3.06 GHz/2 GHz
	Cache	L2: 4 MB/2 MB/512 KB/2 MB/512 KB	L2: 12 MB/6 MB/2 MB/512 KB
	Chipset	Intel 945GC + ICH7/7R	Intel Q35 + ICH9DO
	BIOS	Award 4 Mbit FWH	AMI 16 Mbit SPI Flash
Bus	FSB	1066/800/533 MHz	1333/1066/800/533 MHz
	PCIe Back Plane	One x16 & four x1	One x16 & four x1
Graphics	PCI	32-bit/33 MHz PCI	32-bit/33 MHz PCI
	Controller	Chipset integrated Intel Graphics Media Accelerator 950	Chipset integrated Intel Graphics Media Accelerator 3100
	VRAM	Shared with 224 MB system memory	Shared with 384 MB system memory
Ethernet	LCD	-	-
	Interface	10/100/1000 Mbps	10/100/1000 Mbps
	Controller	Intel 82573L/Intel 82573L	Intel 82566DM/82573V
	Connector	RJ-45 x 2	RJ-45 x 2
Memory	Disabled in BIOS	Yes	Yes
	Technology	Dual-channel DDR2 533/667 MHz	Dual-channel DDR2 667/800 MHz
	Max. Capacity	4 GB	8 GB
SATA	Socket	240-pin DIMM x 2	240-pin DIMM x 4
	Max. Data Transfer Rate	300 MB/s	300 MB/s
EIDE	Channel	4	6
	RAID	0, 1, 5, 10	0, 1, 5, 10
I/O Interface	Mode	ATA 100/66/33	-
	Channel	1 (Max. two devices)	-
	USB	Max. 8 (USB 2.0 compliant) 4 on SHB by pin headers, 4 to backplane	Max. 12 (USB 2.0 compliant) 8 on SHB by pin headers, 4 to backplane
	Serial	4 (1 RS-485 and 3 RS-232) with pin headers	6 (1 RS-485 and 5 RS-232) with pin headers
	Parallel	1 (SPP/EPP/ECP)	1 (SPP/EPP/ECP)
	FDD	1	1
	PS/2	1	1
Watchdog Timer	LAN	1 (for VG version) 2 (for G2 version)	1 (for VG version) 2 (for G2 version)
	OBS (Onboard Security Hardware Monitor)	Yes	Yes
Miscellaneous	Output	System reset	System reset
	Interval	Programmable, 1~255 sec/min	Programmable, 1~255 sec/min
Page	Audio	PCA-AUDIO-HDA1E	PCA-AUDIO-HDA1E
	Advantech SNMP-1000	-	Yes
	IPMI	-	Optional
	Solid State Disk	Optional (CompactFlash Type I/II)	-

- Server-grade IPCs 1
- Embedded IPCs 2
- Pre-configured Systems 3
- Industrial Computer Chassis 4
- Slot SBC & Passive Backplanes 5
- Industrial Motherboards 6
- Industrial Computer Peripherals 7

**NEW**



**NEW**



Core i7/i5/i3 PICMG 1.3 SHB PCE-5125	Core i7/i5/i3 PICMG 1.3 SHB PCE-5126	Dual Quad Core Xeon PICMG 1.3 SHB PCE-7214
LGA1156 Intel Xeon/Core i7/Core i5/Core i3/Pentium	Intel Xeon/Core i7/Core i5/Core i3 LGA1155 processors	Dual Intel Quad Core or Dual Core Xeon / Xeon LV LGA771 processors
2.93 GHz/2.93 GHz/3.60 GHz/3.06 GHz/2.8 GHz	3.4 GHz/3.4 GHz/3.1 GHz/3.3 GHz	3.16 GHz/3.33 GHz
L3: 8 MB/8 MB/8 MB/4 MB/4 MB/3 MB	L3: 8 MB/8 MB/6 MB/3 MB	L2: 12 MB/6 MB
Q57 for QG2 version; 3450 for WG2 version	B65 for QVG version; Q67 for QG2 version; C206 for WG2 version	Intel 5100 + ICH9R
AMI 64 Mbit SPI Flash	AMI 64 Mbit SPI Flash	AMI 32 Mbit SPI Flash
-	-	1066/1333 MHz
Two x8/One x16 & four x1	Two x8/One x16 & four x1	Two x8/one x16 & one x4
32-bit/33 MHz PCI	32-bit/33 MHz PCI	32-bit/33 MHz PCI
Chipset integrated Intel HD Graphics	Chipset integrated Intel HD Graphics	XGI Volari Z11 (PCIe X1)
1 GB maximum shared memory with 2 GB and above system memory installed	1 GB maximum shared memory with 2 GB and above system memory installed	32 MB frame buffer memory
-	-	-
10/100/1000 Mbps	10/100/1000 Mbps	10/100/1000 Mbps
QG2: Intel 82578DM/82583V; WG2: Intel 82578DM/82574L	QVG: Intel 82579LM; QG2: Intel 82579LM/82583V; WG2: Intel 82579LM/82574L	Intel 82566DM/82573V
RJ-45 x 2	RJ-45 x 2 for QG2 & WG2 version; RJ-45 x 1 for QVG version	RJ-45 x 2
Yes	Yes	Yes
Dual-channel (ECC) DDR3 800/1066/1333 MHz (Only WG2 version supports ECC memory)	Dual-channel (ECC) DDR3 1066/1333 MHz (Only WG2 version supports ECC memory)	Dual-channel DDR2 533/667 MHz (ECC Registered DIMMs)
8 GB	8 GB	32 GB
240-pin DIMM x 2	240-pin DIMM x 2	240-pin DIMM x 4
300 MB/s	300 MB/s SATA2 & 600 MB/s SATA3	300 MB/s SATA2
6	QG2 & WG2 : 2 x 600 MB/s ; 4 x 300 MB/s (SW RAID); QVG : 1 x 600 MB/s ; 5 x 300 MB/s	6
0, 1, 5, 10	0, 1, 5, 10	0, 1, 5, 10
-	-	ATA 100/66/33
-	-	1 (Max. two devices)
13 (USB 2.0 compliant) 9 on SHB by pin headers, 4 to backplane	QG2/QG2: 13 (USB 2.0 compliant) 9 on SHB by pin headers, 4 to backplane ; QVG: 10 (USB 2.0 compliant) 6 on SHB by pin headers, 4 to backplane	Max. 12 (USB 2.0 compliant) 8 on SHB by pin headers, 4 to backplane
2 RS-232 with pin headers	2 RS-232 with pin headers	2 (RS-232) with pin headers
1 (SPP/EPP/ECP)	1 (SPP/EPP/ECP)	1 (SPP/EPP/ECP)
1	-	1
1	1	1
-	1 (for QVG version)	2
2	2 (for QG2/WG2 version)	-
Yes	Yes	Yes
System reset	System reset	System reset
Programmable, 1~255 sec/min	Programmable, 1~255 sec/min	Programmable, 1~255 sec/min
PCA-AUDIO-HDA1E	PCA-AUDIO-HDA1E	PCA-AUDIO-HDA1E
Yes	Yes	Yes
-	-	Optional
-	-	-
5-16	5-18	5-20

# PICMG 1.0 Single Board Computers



## Selection Guide

Model Name		Pentium M PICMG 1.0 SBC
		PCA-6008
Processor System	CPU	Intel Pentium M/Celeron M (G2 version only) Onboard Celeron M (VG version only)
	Max. Speed	2.26/1.7 GHz (G2 version only) 1.0 GHz/600 MHz (VG version only)
	Max. L2 Cache	G2: 1 MB, 2 MB VG: 512 KB
	Chipset	Intel 915GME+ ICH6M (G2 version only) Intel 910GML+ ICH6M (VG version only)
	BIOS	Award 4 Mbit FWH
	FSB	533/400 MHz
Bus	PCI	32-bit/33 MHz PCI
	ISA	HISA (ISA High Driver)
Graphics	Controller	Chipset integrated Intel Graphics Media Accelerator 900
	VRAM	Shared with system memory up to 128 MB
	LCD	LVDS/DVI (G2 version only)
Ethernet	Interface	10/100/1000 Mbps
	Controller	LAN1: RTL8111B LAN2: RTL8111B
	Connector	RJ-45 x 2
	Disabled in BIOS	Yes
Memory	Technology	Dual-channel DDR2 533/400 MHz
	Max. Capacity	2 GB
	Socket	240-pin DIMM x 2
SATA	Max. Data Transfer Rate	150 MB/s
	Channel	2
	RAID	-
EIDE	Mode	ATA 100/66/33
	Channel	1 (Max. two devices)
I/O Interface	USB	8 (USB 2.0, for G2 version) 4 (USB 2.0, for VG version)
	Serial	G2 version: 5 (RS-232)/1 (RS-232/422/485) VG version: 1 (RS-232)/1 (RS-232/422/485)
	Parallel	1 (EPP/ECP/SPP)
	FDD	1
	PS/2	1
	LAN	1 (for VG version) 2 (for G2 version)
	OBS (Hardware Monitor)	Yes
	Watchdog Timer	Output
Interval	Programmable, 1~255 sec/min	
Miscellaneous	Audio	PCA-AUDIO-00A1E
	Advantech SNMP-1000-B	Yes
	Solid State Disk	CompactFlash Type I/II
Page		online



**NEW**



Core 2 Duo PICMG 1.0 SBC PCA-6010	Core 2 Quad PICMG 1.0 SBC PCA-6011	Core 2 Duo PICMG 1.0 SBC PCA-6194
Intel Core 2 Duo/Pentium/Celeron 4XX/Pentium 4/ Celeron D LGA775 processors	Intel Core 2 Quad/Core 2 Duo/Pentium/Celeron 4XX/ Pentium 4/Celeron D LGA775 processors	Intel Core 2 Duo/Pentium/Celeron 4XX/Pentium 4/ Celeron D LGA775 processors
3.06 GHz/3.06 GHz/2 GHz/3.4 GHz/3.6 GHz	2.66 GHz/3.06 GHz/3.06 GHz/2 GHz/3.4 GHz/ 3.6 GHz	3.06 GHz/3.06 GHz/2 GHz/3.4 GHz/3.6 GHz
4 MB/2 MB/512 KB/2 MB/512 KB	6 MB/4 MB/2 MB/512 KB/2 MB/512 KB	4 MB/2 MB/512 KB/2 MB/512 KB
Intel 945GC + ICH7	Intel G41 + ICH7 (VG version only) Intel G41 + ICH7R (G2 version only)	Intel Q965 + ICH8DO
Award 8 Mbits SPI Flash	AMI 16 Mb SPI Flash	Award 16 Mbit SPI Flash
1066/800/533 MHz	1333/1066/800 MHz	1066/800/533 MHz
32-bit/33 MHz PCI	32-bit/33 MHz PCI	32-bit/33 MHz PCI
HISA (ISA High Drive)	HISA (ISA High Drive)	HISA (ISA High Drive)
Chipset integrated Intel Graphics Media Accelerator 950	Intel Graphics Media Accelerator X4500	Chipset integrated Intel Graphics Media Accelerator 3000
Shared with system memory up to 224 MB	Shared with 352 MB system memory	Shared with system memory up to 256 MB
DVI (G2 version only)	DVI (Optional)	-
10/100/1000 Mbps	10/100/1000 Mbps	10/100/1000 Mbps
LAN1: Intel 82574L LAN2: Intel 82574L	LAN1: Intel 82573V LAN2: Intel 82573V	LAN1: Intel 82566DM LAN2: Intel 82573V
RJ-45 x 2	RJ-45 x 2	RJ-45 x 2
Yes	Yes	Yes
Dual-channel DDR2 667/533 MHz	Dual-channel DDR3 1066/800 MHz	Dual-channel DDR2 800/667/533 MHz
4 GB	4 GB	8 GB
240-pin DIMM x 2	240-pin DIMM x 2	240-pin DIMM x 4
300 MB/s	300 MB/s	300 MB/s
4	4	6
-	0, 1, 5, 10 (G2 version only)	0, 1, 5, 10
ATA 100/66/33	ATA 100/66/33	ATA 100/66/33
1 (Max. two devices)	1 (Max. two devices)	1 (Max. two devices)
8 (USB 2.0, for VG version) 7 (USB 2.0, for G2 version)	8 (USB 2.0, for VG version) 7 (USB 2.0, for G2 version)	6 (USB 2.0)
2 (RS-232)	2 (RS-232)	1 (RS-232)/1 (RS-232/422/485)
1 (SPP/EPP/ECP)	1 (SPP/EPP/ECP)	1 (SPP/EPP/ECP)
1	1	1
1	1	1
1 (for VG version) 2 (for G2 version)	1 (for VG version) 2 (for G2 version)	1 (for VG version) 2 (for G2 version)
Yes	Yes	Yes
Interrupt, system reset	Interrupt, system reset	Interrupt, system reset
Programmable, 1~255 sec/min	Programmable, 1~255 sec/min	Programmable 1~255 sec/min
PCA-AUDIO-HDA1E	PCA-AUDIO-HDA1E	PCA-AUDIO-HDA1E
Yes	Yes	Yes
CompactFlash Type I/II (G2 version only)	(Optional)	-
5-22	5-24	online

Server-grade  
IPCs 1

Embedded  
IPCs 2

Pre-configured  
Systems 3


Industrial  
Computer  
Chassis 4

Slot SBC &  
Passive  
Backplanes 5

Industrial  
Motherboards 6


Industrial  
Computer  
Peripherals 7

# Half-Size Single Board Computers



## Selection Guide

Specifications		PCI Half-Size SBC	PCI Half-Size SBC
		PCI-7020	PCI-7030
Processor System	CPU	Intel Core 2 Duo/Pentium/Celeron 4xx/ Pentium 4/Celeron D LGA775 processors	Intel Atom N270 processor onboard
	Max. Speed	3.06 GHz/3.06 GHz /2 GHz/3.4 GHz/3.6 GHz	1.6 GHz
	L2 Cache	4 MB/2 MB/512 KB/2 MB/512 KB	512 KB
	Chipset	Intel 945GC + ICH7R	Intel 945GSE+Intel ICH7M
	BIOS	Award 8 Mbit SPI Flash	Award SPI 8 Mbit SPI Flash
	FSB	533/800/1066 MHz	400/533 MHz
Bus	PCIe back plane	-	-
	PCI	32-bit/33 MHz PCI	32-bit/33 MHz PCI
	ISA	-	-
Graphics	Controller	Chipset integrated Intel Graphics Media Accelerator 950	Chipset integrated Intel Graphics Media Accelerator 950
	VRAM	Shared with system memory up to 224 MB	Shared with system memory up to 224 MB
	DVI	Yes	Yes
	LCD	-	Dual-channel 36-bit LVDS
Ethernet	Interface	10/100/1000 Mbps	10/100/1000 Mbps
	Controller	Intel 82574L	Intel 82574L
	Connector	RJ-45 x 1	RJ-45 x 1 (VG Version) RJ-45 x 2 (G2 Version)
	Disabled in BIOS	Yes	Yes
Memory	Technology	Dual-channel DDR2 533/667 MHz	Single-Channel DDR2 400/533 MHz
	Max. Capacity	4 GB	1 GB
	Socket	200-pin SODIMM x 2	200-pin SODIMM x 1
SATA	Max. Data Transfer Rate	300 MB/s	150 MB/s
	Channel	3	2
	RAID	-	-
EIDE	Mode	-	Ultra ATA 100/66/33
	Channel	-	1 (Max. 2 devices)
I/O Interface	USB	6	6 (VG Version) or 5 (G2 Version)
	Serial	2 x RS-232 Optional: 4 x RS-422/485 w/Auto-flow by COM module	2 x RS-232 Optional: 4 x RS-422/485 w/Auto-flow by COM module
	Parallel	1	1
	FDD	-	1
	PS/2	1	1
	LAN	1	1 (VG version) 2 (G2 version)
	OBS (Onboard Security Hardware Monitor)	Yes	Yes
	Output	System reset	System reset
Watchdog Timer	Interval	Programmable, 1~255 sec/min	1 min/sec or Max 65535 min/sec
	Audio	PCA-AUDIO-HDA1E	PCA-AUDIO-HDA1E
Miscellaneous	Advantech SNMP-1000	-	-
	IPMI	-	-
	Solid State Disk	CompactFlash Type I/II	CompactFlash Type I/II
Page		5-26	5-28



**NEW**



PCI Half-Size SBC PCI-7031	ISA Half-Size SBC PCA-6742	ISA Half-Size SBC PCA-6743	ISA Half-Size SBC PCA-6782
Intel Atom D510/N450	Advantech EVA-X4300	DM&P Vortex86DX	Intel Atom D525/N455
1.66 GHz	300 MHz	800 MHz	D525 1.8 GHz/N455 1.6 GHz
512 KB (N450)/1 MB (D510)	L1 Cache 32 KB	256 KB	512 KB (N455)/1 MB (D525)
Intel Atom D510/N450+ICH8M	Advantech EVA-X4300	DM&P Vortex86DX	Intel Atom D525/N455+ICH8M
AMI 16 Mbit SPI Flash	Award integrated 256 KB ROM in EVA-X4300	Award integrated 256 KB ROM in Vortex86DX	AMI 16 Mbit SPI Flash
-	-	-	-
-	-	-	-
32-bit/33 MHz PCI	-	-	-
-	8/16-bit 8 MHz ISA	16-bit/8 MHz ISA	16-bit/Gold Finger
Embedded Gen3.5+ GFX Core technology	Chipset integrated VGA controller	Chipset integrated VGA controller	Embedded Gen3.5+ GFX Core technology
Shared with system memory up to 224 MB	4 MB display memory	4 MB display memory	Shared with system memory up to 224 MB
-	-	-	-
Single channel 18-bit LVDS 10/100/1000 Mbps	24-bit LVDS (optional) or 24-bit TTL 10/100 Mbps	24-bit LVDS (optional) or 24-bit TTL 10/100 Mbps	Single channel 18-bit LVDS 10/100/1000 Mbps
LAN1: Intel 82567V LAN2: Intel 82583V	Realtek RTL8100CL	LAN on Vortex86DX	Intel 82567V
RJ-45 x 2	RJ-45 x 1 (VE Version) - (LV Version)	RJ-45 x 1	RJ-45 x 1
Yes	Yes	Yes	Yes
Onboard 1G DDR2 667 MHz (for PCI-7031N) Single Channel DDR2 667 MHz (for PCI-7031D)	Default onboard DDR 2 128 MB	Default onboard DDR2 256 MB (for VE SKU) Default onboard DDR2 512 MB (for F SKU)	Single-Channel DDR2 667 MHz (for PCA-6782N) Single-Channel DDR2 667/800 MHz (for PCA-6782D)
1 GB (for PCI-7031N) 2 GB (for PCI-7031D)	-	-	2 GB
200-pin SODIMM x 1	-	-	200-pin SODIMM x 1
300 MB/s	-	150 MB/s	300 MB/s
3	-	1 (for F SKU)	3
-	-	-	-
ATA 100/66/33	PIO 4	UDMA 100	ATA 100/66/33
1 (Max. 2 devices)	1 (Max. 2 devices)	1 (Max. 2 devices)	1 (Max. 2 devices)
7	4	4	8
2 x RS-232 Optional: 4 x RS-422/485 w/Auto-flow by COM module	1 x RS-232/422/485 3 x RS-232	1 x RS-232 1 x RS-232/RS-422/RS-485	2 x RS-232 Optional: 4 x RS-422/485 w/Auto-flow by COM module
1	1	1	1
1	(Optional)	1	1
1	1	1	1
2	1 (VE) - (LV)	1	1
Yes	Yes	Yes	Yes
System reset	System reset/IRQ11	System reset/IRQ11	System reset
Programmable, 1~255 sec/min	Programmable, 1~255 sec/min	Programmable, 1~255 sec/min	Programmable, 1~255 sec/min
PCA-AUDIO-HDA1E	-	-	PCA-AUDIO-HDA1E
-	-	-	-
-	-	-	-
CompactFlash Type I/II	CompactFlash Type I/II	CompactFlash Type I/II	CompactFlash Type I/II
5-30	5-32	5-34	5-36

- Server-grade IPCs 1
- Embedded IPCs 2
- Pre-configured Systems 3
- Industrial Computer Chassis 4
- Slot SBC & Passive Backplanes 5
- Industrial Motherboards 6
- Industrial Computer Peripherals 7

# PICMG1.3 Full-Size SHB Backplanes

## Server Grade: Compatible with PCE-7XXX Series CPU Boards

Yes: Supported/-: Not supported

Model Name	PCIe				PCI-X			PCI	Rackmount Chassis					
	x16	x8	x4	x1	64/66	64/100	64/133	32/33	ACP-1010	ACP-1320	ACP-2000EBP	IPC-602EBP	IPC-510	IPC-610
PCE-7B03V-01A1E	-	1	-	-	-	-	-	1	Yes	Yes	-	-	-	-
PCE-7B03V-00A1E	-	2	-	-	-	-	-	-	Yes	Yes	-	-	-	-
PCE-7B06V-04A1E	-	1	-	-	-	-	-	4	-	-	Yes	Yes	-	-
PCE-7B06V-30A1E	-	2	-	-	-	2	1	-	-	-	Yes	Yes	-	-
PCE-7B05-20A1E	-	2	-	-	-	-	2	-	-	-	-	-	-	-
PCE-7B06-04A1E	-	1	-	-	-	-	-	4	-	-	-	-	-	-
PCE-7B06-40A1E	-	1	-	-	-	4	-	-	-	-	-	-	-	-
PCE-7B08-04A1E	-	2	1	-	-	-	-	4	-	-	-	-	-	-
PCE-7B13-64B1E	-	2	-	-	4	2	-	4	-	-	-	-	-	Yes
PCE-7B13-07A1E	-	2	3	-	-	-	-	7	-	-	-	-	-	Yes
PCE-7B10-04A1E	-	-	5	-	-	-	-	4	-	-	-	-	-	Yes
PCE-7B13D-04A1E	-	1, 2	-	-	-	-	-	4	-	-	-	-	-	-
PCE-7B19-88A1E	-	2	-	-	8	-	-	8	-	-	-	-	-	-
PCE-7B16Q-02A1E	-	1	-	-	-	-	-	2	-	-	-	-	-	-

Model Name	Rackmount Chassis											Wallmount/Desktop Chassis			
	IPC-611	IPC-630	ACP-4000	ACP-4010	ACP-4320	ACP-4360	IPC-623	ACP-5360	IPC-622	ACP-7360	IPC-6025	IPC-6606	IPC-6806	IPC-6608	IPC-6908
PCE-7B03V-01A1E	-	-	-	-	-	-	-	-	-	-	-	-	-	-	-
PCE-7B03V-00A1E	-	-	-	-	-	-	-	-	-	-	-	-	-	-	-
PCE-7B06V-04A1E	-	-	-	-	-	-	-	-	-	-	-	-	-	-	-
PCE-7B06V-30A1E	-	-	-	-	-	-	-	-	-	-	-	-	-	-	-
PCE-7B05-20A1E	-	-	-	-	-	-	-	-	-	-	Yes	-	-	-	-
PCE-7B06-04A1E	-	-	-	-	-	-	-	-	-	-	-	Yes	-	-	-
PCE-7B06-40A1E	-	-	-	-	-	-	-	-	-	-	-	Yes	-	-	-
PCE-7B08-04A1E	-	-	-	-	-	-	-	-	-	-	-	-	-	Yes	Yes
PCE-7B13-64B1E	Yes	Yes	Yes	Yes	Yes	Yes	-	-	-	-	-	-	-	-	-
PCE-7B13-07A1E	Yes	Yes	Yes	Yes	Yes	Yes	-	-	-	-	-	-	-	-	-
PCE-7B10-04A1E	Yes	Yes	Yes	Yes	Yes	Yes	-	-	-	-	-	-	-	-	-
PCE-7B13D-04A1E	-	-	-	Yes	-	-	-	-	-	-	-	-	-	-	-
PCE-7B19-88A1E	-	-	-	-	-	-	Yes	Yes	-	Yes	-	-	-	-	-
PCE-7B16Q-02A1E	-	-	-	-	-	-	Yes	Yes	-	Yes	-	-	-	-	-

## Desktop: Compatible with PCE-5XXX Series CPU Boards

Yes: Supported/-: Not supported

Model Name	PCIe				PCI-X			PCI	Rackmount Chassis					
	x16	x8	x4	x1	64/66	64/100	64/133	32/33	ACP-1010	ACP-1320	ACP-2000	IPC-602	IPC-510	IPC-610
PCE-5B03V-01A1E	1	-	-	-	-	-	-	1	Yes	Yes	-	-	-	-
PCE-5B03V-00A1E	1	-	1	-	-	-	-	-	Yes	Yes	-	-	-	-
PCE-5B06V-04A1E	1	-	-	-	-	-	-	4	-	-	Yes	Yes	-	-
PCE-5B05V-30A1E	1	-	-	-	-	2	1	-	-	-	Yes	Yes	-	-
PCE-5B06V-00A1E	1	-	-	4	-	-	-	-	-	-	Yes	Yes	-	-
PCE-5B05-02A1E	1	-	1	-	-	-	-	2	-	-	-	-	-	-
PCE-5B05-04A1E	-	-	-	-	-	-	-	4	-	-	-	-	-	-
PCE-5B04-20A1E	1	-	-	-	-	-	2	-	-	-	-	-	-	-
PCE-5B06-04A1E	1	-	-	-	-	-	-	4	-	-	-	-	-	-
PCE-5B06-00A1E	1	-	-	4	-	-	-	-	-	-	-	-	-	-
PCE-5B06-40A1E	1	-	-	-	-	4	-	-	-	-	-	-	-	-
PCE-5B07-04A1E	1	-	1	-	-	-	-	4	-	-	-	-	-	-
PCE-5B08-02A1E	1	-	-	4	-	-	-	2	-	-	-	-	-	-
PCE-5B12-64B1E	1	-	-	-	4	2	-	4	-	-	-	-	-	Yes
PCE-5B12-07A1E	1	-	3	-	-	-	-	7	-	-	-	-	-	Yes
PCE-5B13-08A1E	1	-	-	3	-	-	-	8	-	-	-	-	-	Yes
PCE-5B10-04A1E	1	-	-	4	-	-	-	4	-	-	-	-	-	Yes
PCE-5B12D-04A1E	1	-	-	-	-	-	-	4	-	-	-	-	-	-
PCE-5B18-88A1E	1	-	-	-	8	-	-	8	-	-	-	-	-	-
PCE-5B16Q-02A1E	1	-	-	-	-	-	-	2	-	-	-	-	-	-

Model Name	Rackmount Chassis											Wallmount/Desktop Chassis			
	IPC-611	IPC-630	ACP-4000	ACP-4010	ACP-4320	ACP-4360	IPC-623	ACP-5360	IPC-622	ACP-7360	IPC-6025	IPC-6606	IPC-6806	IPC-6608	IPC-6908
PCE-5B03V-01A1E	-	-	-	-	-	-	-	-	-	-	-	-	-	-	-
PCE-5B03V-00A1E	-	-	-	-	-	-	-	-	-	-	-	-	-	-	-
PCE-5B06V-04A1E	-	-	-	-	-	-	-	-	-	-	-	-	-	-	-
PCE-5B05V-30A1E	-	-	-	-	-	-	-	-	-	-	-	-	-	-	-
PCE-5B06V-00A1E	-	-	-	-	-	-	-	-	-	-	-	-	-	-	-
PCE-5B05-02A1E	-	-	-	-	-	-	-	-	-	-	Yes	-	-	-	-
PCE-5B05-04A1E	-	-	-	-	-	-	-	-	-	-	Yes	-	-	-	-
PCE-5B04-20A1E	-	-	-	-	-	-	-	-	-	-	Yes	-	-	-	-
PCE-5B06-04A1E	-	-	-	-	-	-	-	-	-	-	-	Yes	-	-	-
PCE-5B06-00A1E	-	-	-	-	-	-	-	-	-	-	-	Yes	-	-	-
PCE-5B06-40A1E	-	-	-	-	-	-	-	-	-	-	-	Yes	-	-	-
PCE-5B07-04A1E	-	-	-	-	-	-	-	-	-	-	-	-	-	Yes	Yes
PCE-5B08-02A1E	-	-	-	-	-	-	-	-	-	-	-	-	-	Yes	Yes
PCE-5B12-64B1E	Yes	Yes	Yes	Yes	Yes	Yes	-	-	-	-	-	-	-	-	-
PCE-5B12-07A1E	Yes	Yes	Yes	Yes	Yes	Yes	-	-	-	-	-	-	-	-	-
PCE-5B13-08A1E	Yes	Yes	Yes	Yes	Yes	Yes	-	-	-	-	-	-	-	-	-
PCE-5B10-04A1E	Yes	Yes	Yes	Yes	Yes	Yes	-	-	-	-	-	-	-	-	-
PCE-5B12D-04A1E	-	-	-	Yes	-	-	-	-	-	-	-	-	-	-	-
PCE-5B18-88A1E	-	-	-	-	-	-	Yes	Yes	-	Yes	-	-	-	-	-
PCE-5B16Q-02A1E	-	-	-	-	-	-	Yes	Yes	-	Yes	-	-	-	-	-



# PCI/ISA Backplanes

## Selection Guide

Yes: supported/-: not supported/△: optional

Category	Model Name	Slot per segment					Segment	AT	ATX	1U Chassis		2U Chassis		4U Chassis	
		ISA	PCI	PICMG	PICMG/ PCI	ISA/PCI				ACP-1010	ACP-1320	ACP-2000	IPC-602	ACP-4360	ACP-4320
										2-slot	2-slot	6-slot	6-slot	15-slot	15-slot
1U Butterfly BP	PCA-6103P2V-0A2E**	-	2	1	-	-	1	-	Yes	Yes	Yes	-	-	-	-
2U Butterfly BP	PCA-6105P4V-0B3E**	-	4	1	-	-	1	-	Yes	-	-	Yes	Yes	-	-
	PCA-6106P3V-0B2E**	1	3	2	-	-	1	Yes	Yes	-	-	Yes	Yes	-	-
5 Slot BP	PCA-6105P3-5A1E	1	2	1	-	1	1	-	Yes	-	-	-	-	-	-
6/8 Slot BP	PCA-6106P4-0A2E	-	4	2	-	-	1	Yes	Yes	-	-	-	-	-	-
	PCA-6106P3-0D2E	2	2	1	1	-	1	Yes	Yes	-	-	-	-	-	-
	PCA-6106-0B2E	6	-	-	-	-	1	Yes	Yes	-	-	-	-	-	-
	PCA-6108E-0C2E	8	-	-	-	-	1	Yes	Yes	-	-	-	-	-	-
	PCA-6108P6-0B4E	1	5	1	1	-	1	Yes	Yes	-	-	-	-	-	-
	PCA-6108P4-0C2E	3	3	1	1	-	1	Yes	Yes	-	-	-	-	-	-
14/15 Slot BP	PCA-6108-0B2E	8	-	-	-	-	1	Yes	Yes	-	-	-	-	-	-
	PCA-6114P12-0B3E	1	11	1	1	-	1	Yes	Yes	-	-	-	-	Yes	Yes
	PCA-6114P10-0B2E	2	10	2	-	-	1	Yes	Yes	-	-	-	-	Yes	Yes
	PCA-6114P7-0D3E	4	6	3	-	1	1	Yes	Yes	-	-	-	-	Yes	Yes
	PCA-6114P4-0C2E	8	4	2	-	-	1	Yes	Yes	-	-	-	-	Yes	Yes
	PCA-6113P4R-0C2E	7	4	2	-	-	1	Yes	Yes	-	-	-	-	Yes	Yes
	PCA-6114-0B2E	14	-	-	-	-	1	Yes	Yes	-	-	-	-	Yes	Yes
	PCA-6115-0B2E	15	-	-	-	-	1	Yes	Yes	-	-	-	-	Yes	Yes
20 Slot BP	PCA-6113DP4-0A2E	1	3,4	1,2	1,0	-	2	Yes	Yes	-	-	-	-	-	-
	PCA-6119P17-0B2E	-	16	1	1	-	1	Yes	△	-	-	-	-	-	-
	PCA-6120P18-0A2E	1	17	1	1	-	1	Yes	△	-	-	-	-	-	-
	PCA-6116QP2-0B2E	1,0	2	1,2	-	-	4	Yes	△	-	-	-	-	-	-
	PCA-6120P4-0B2E	14	4	2	-	-	1	Yes	△	-	-	-	-	-	-
	PCA-6120P12-0A2E	7	11	1	1	-	1	Yes	△	-	-	-	-	-	-
	PCA-6119P7-0B3E	10	7	2	-	-	1	Yes	△	-	-	-	-	-	-
	PCA-6120DP4-0B2E	3,4	3	2	1	-	2	Yes	△	-	-	-	-	-	-
PCA-6120Q-0B2E	5	-	-	-	-	4	Yes	△	-	-	-	-	-	-	

Category	Model Name	4U Chassis						5U Chassis	6U Chassis	7U Chassis	Wallmount/Desktop Chassis						Cage
		ACP-4010	ACP-4000	IPC-630	IPC-610	IPC-611	IPC-623	ACP-5360	IPC-622	ACP-7360	8-slot	8-slot	6-slot	6-slot	5-slot	6-slot	
		15-slot	15-slot	15-slot	15-slot	15-slot	20-slot	20-slot	20-slot	20-slot	IPC-6908	IPC-6608	IPC-6606	IPC-6806	IPC-6025	IPC-6006	
1U Butterfly BP	PCA-6103P2V-0A2E**	-	-	-	-	-	-	-	-	-	-	-	-	-	-	-	
2U Butterfly BP	PCA-6105P4V-0B3E**	-	-	-	-	-	-	-	-	-	-	-	-	-	-	-	
	PCA-6106P3V-0B2E**	-	-	-	-	-	-	-	-	-	-	-	-	-	-	-	
5 Slot BP	PCA-6105P3-5A1E	-	-	-	-	-	-	-	-	-	-	-	-	-	Yes	-	
6/8 Slot BP	PCA-6106P4-0A2E	-	-	-	-	-	-	-	-	-	-	-	Yes	Yes	-	Yes	
	PCA-6106P3-0D2E	-	-	-	-	-	-	-	-	-	-	-	Yes	Yes	-	Yes	
	PCA-6106-0B2E	-	-	-	-	-	-	-	-	-	-	-	Yes	Yes	-	Yes	
	PCA-6108E-0C2E	-	-	-	-	-	-	-	-	-	Yes	Yes	-	-	-	-	
	PCA-6108P6-0B4E	-	-	-	-	-	-	-	-	-	Yes	Yes	-	-	-	-	
	PCA-6108P4-0C2E	-	-	-	-	-	-	-	-	-	Yes	Yes	-	-	-	-	
14/15 Slot BP	PCA-6108-0B2E	-	-	-	-	-	-	-	-	-	-	-	-	-	-	-	
	PCA-6114P12-0B3E	Yes	Yes	Yes	Yes	Yes	-	-	-	-	-	-	-	-	-	-	
	PCA-6114P10-0B2E	Yes	Yes	Yes	Yes	Yes	-	-	-	-	-	-	-	-	-	-	
	PCA-6114P7-0D3E	Yes	Yes	Yes	Yes	Yes	-	-	-	-	-	-	-	-	-	-	
	PCA-6114P4-0C2E	Yes	Yes	Yes	Yes	Yes	-	-	-	-	-	-	-	-	-	-	
	PCA-6113P4R-0C2E	Yes	Yes	Yes	Yes	Yes	-	-	-	-	-	-	-	-	-	-	
	PCA-6114-0B2E	Yes	Yes	Yes	Yes	Yes	-	-	-	-	-	-	-	-	-	-	
	PCA-6115-0B2E	Yes	Yes	Yes	Yes	Yes	-	-	-	-	-	-	-	-	-	-	
20 Slot BP	PCA-6113DP4-0A2E	Yes	-	-	-	-	-	-	-	-	-	-	-	-	-	-	
	PCA-6119P17-0B2E	-	-	-	-	-	Yes	Yes	Yes	Yes	-	-	-	-	-	-	
	PCA-6120P18-0A2E	-	-	-	-	-	Yes	Yes	Yes	Yes	-	-	-	-	-	-	
	PCA-6116QP2-0B2E	-	-	-	-	-	Yes	Yes	Yes	Yes	-	-	-	-	-	-	
	PCA-6120P4-0B2E	-	-	-	-	-	Yes	Yes	Yes	Yes	-	-	-	-	-	-	
	PCA-6120P12-0A2E	-	-	-	-	-	Yes	Yes	Yes	Yes	-	-	-	-	-	-	
	PCA-6119P7-0B3E	-	-	-	-	-	Yes	Yes	Yes	Yes	-	-	-	-	-	-	
	PCA-6120DP4-0B2E	-	-	-	-	-	Yes	Yes	Yes	Yes	-	-	-	-	-	-	
PCA-6120Q-0B2E	-	-	-	-	-	Yes	Yes	Yes	Yes	-	-	-	-	-	-		

Remarks:

1. \*\* : only sold with Advantech's 1U/2U chassis

2. IPC-622, IPC-623, ACP-7000 provides four reset buttons for quad-system. For more information regarding chassis, please refer to chapter 4.

Server-grade  
IPCs 1

Embedded  
IPCs 2

Pre-configured  
Systems 3

Industrial  
Computer  
Chassis 4

Slot SBC &  
Passive  
Backplanes 5

Industrial  
Motherboards 6

Industrial  
Computer  
Peripherals 7

# Backplanes Compatible with Half-Size SBCs

## Selection Guide

Yes : supported / - : not supported / Δ : reserved

Category	Model Name	Slots per segment						Segment
		ISA	PCI	PCIe x16	PCIe x4	PCIe x1	PICMG	
Pure ISA Backplane	PCA-6104-0C2E	3	-	-	-	-	1	1
	PCA-6106-0B2E	5	-	-	-	-	1	1
	PCA-6108-0B2E	7	-	-	-	-	1	1
	PCA-6108E-0C2E	7	-	-	-	-	1	1
Pure PCI Backplane	PCA-6104P4-0B2E	-	3	-	-	-	1	1
	PCA-6105P5-0B2E	-	4	-	-	-	1	1
	PCA-6108P8-0A2E	-	7	-	-	-	1	1
	PCA-6110P10-0A1E **	-	9	-	-	-	1	1
PCI/ISA Backplane	PCI-7110P3S6-00A1E	6	3	-	-	-	1	1
PICMG1.3 Half-Size Backplanes	PCE-3B04-00A1E	-	-	1	-	1	1	1
	PCE-3B04-03A1E	-	3	-	-	-	1	1
	PCE-3B03-00A1E	-	-	1	1	-	1	1
	PCE-3B06-00A1E	-	-	1	-	4	1	1
	PCE-3B06-03A1E	-	3	1	-	1	1	1

Category	Model Name	AT	ATX	IPC-619S	IPC-6908	IPC-6608	IPC-6606	IPC-6806S*	IPC-6006S	IPC-3026
				Rackmount	Wallmount	Wallmount	Wallmount	Wallmount	Wallmount	Wallmount
				10-slot	8-slot	8-slot	6-slot	6-slot	6-slot	6-slot
Pure ISA Backplane	PCA-6104-0C2E	Yes	Yes	-	-	-	-	-	-	-
	PCA-6106-0B2E	Yes	Yes	-	-	-	Yes	Yes	Yes	Yes
	PCA-6108-0B2E	Yes	Δ	-	-	-	-	-	-	-
Pure PCI Backplane	PCA-6108E-0C2E	Yes	Yes	-	Yes	Yes	-	-	-	-
	PCA-6104P4-0B2E	Yes	Yes	-	-	-	-	-	-	-
	PCA-6105P5-0B2E	Yes	Yes	-	-	-	Yes	Yes	Yes	Yes
	PCA-6108P8-0A2E	Yes	Yes	-	Yes	Yes	-	-	-	-
	PCA-6110P10-0A1E **	-	Yes	-	-	-	-	-	-	-
PCI/ISA Backplane	PCI-7110P3S6-00A1E	-	Yes	Yes	-	-	-	-	-	
Half-Size Backplanes	PCE-3B04-00A1E	-	Yes	-	-	-	-	-	-	-
	PCE-3B04-03A1E	-	Yes	-	-	-	-	-	-	-
	PCE-3B03-00A1E	-	Yes	-	-	-	-	-	Yes	Yes
	PCE-3B06-00A1E	-	Yes	-	-	-	-	-	Yes	Yes
	PCE-3B06-03A1E	-	Yes	-	-	-	-	-	Yes	Yes

\* Only for half-size CPU card

\*\* Not suitable for Advantech Chassis

# Extension Modules for Slot SBCs



## PCA-AUDIO-00A1E

- 5.1 Channel AC'97 Audio Extension Module
- Line-in, Mic-in, Aux-in, Line-out, Speaker-out, CD-in and Buzzer-in from CPU card
- Dimensions: 47.5 x 80.74 mm




## PCA-AUDIO-HDA1E

- 7.1 Channel HD Audio Extension Module
- Line-in, Mic-in, Lin-out, Front-out, Speaker-out, Rear-out, Subcen-out, Side-out
- Dimensions: 47.5 x 80.74 mm



## PCA-COM232-00A1E

- 4 RS-232 series ports extension module by LPC connector on CPU card.
- Dimensions: 31.5 x 48 mm



## PCA-COM485-00A1E

- 4 RS-422/485 series ports extension module by LPC connector on CPU card.
- With Auto-flow control function
- Dimensions: 31.5 x 48 mm



## PCA-SATAP1-00A1E

- 1 IDE to 1 SATA adapter board with bracket
- 1 EIDE (ATA100/66/33)
- 1 port SATA (300MB/s)
- Dimensions: 47.5 x 80.74 mm



## PCA-SATAP2-00A1E

- 1 IDE to 2 SATAs adapter board with bracket
- 1 EIDE (ATA100/66/33)
- 2 ports SATA (300MB/s)
- Dimensions: 47.5 x 80.74 mm



## PCA-CFP1-00A1E

- IDE to CF adapter board with bracket
- 1 EIDE (ATA100/66/33)
- 1 CF socket
- Dimensions: 64.3 x 67.3 mm

NEW




## PCA-5650-00A1E

- 2 VGA output Mini PCI Express Graphic card
- GPU: Silicon Motion SM750
- VGA output: 1920 x 1080, up to 75Hz vertical rate
- 16 Mb of embedded DDR memory

# PCE-5020

## LGA775 Intel® Core™2 Duo SHB with VGA/Dual GbE



### Features

- Compliant with PICMG 1.3
- Supports LGA 775 Intel® Core™2 Duo processors with 1066 MHz FSB
- Supports Dual Channel DDR2 667 MHz SDRAM up to 4 GB
- One PCIe x16 and Four x1 to backplane
- Dual GbE LANs via PCIe x1 Lanes
- Supports 4 SATA2 Ports with S/W RAID 0, 1, 5, 10
- Supports Up To 4 Onboard COM ports

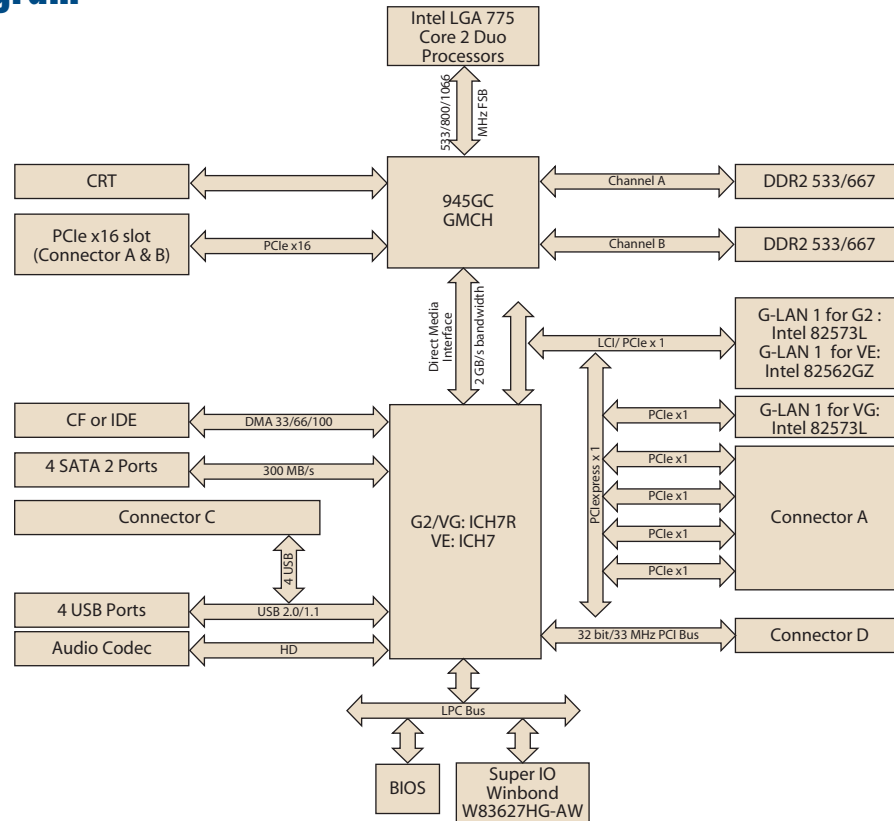
Note: Purchasing PCE-5020's proprietary CPU cooler from Advantech is a must. Other brands' CPU coolers are NOT compatible with PCE-5020.



### Specifications

Processor System	CPU	Intel Core2 Duo	Pentium Dual-Core	Intel Celeron D 440	Pentium 4	Celeron D
	FSB	1066 MHz	800 MHz	800 MHz	800 MHz	533 MHz
	Max Speed	2.93 GHz	2.7 GHz	2 GHz	3.4 GHz	3.6 GHz
	L2 Cache	4 MB	2 MB	512 KB	2 MB	512 KB
	Chipset	VG Sku: Intel 945GC + ICH7R VE Sku: Intel 945GC + ICH7				
	BIOS	AWARD 4 Mbit FWH				
Bus	PCIe	One x16 and Four x1 to backplane				
	PCI	Four 32-bit/33 MHz PCI Masters to backplane				
Memory	Technology	Dual-channel DDR2 400/533/667 MHz DIMMs				
	Max. Cap.	2 GB				
	Socket	240-pin DIMM x 2				
Graphics	Discrete	PCIe x16 Graphics Card				
	Integrated	Intel Graphics Media Accelerator 950				
	VRAM	Shared with 224 MB system memory				
	Video Output	15-pin D-sub Connector x1				
Ethernet	Interface	10/100/1000 Mbps				
	Controller	G2 Sku: 82573L x 2 VG Sku: 82573L x 1 VE Sku: 82562GZ x 1				
	Connector	RJ-45 with LED Connector x 1				
SATA	Bandwidth	300 MB				
	Channel	4 on SHB, G2/VG Sku supports S/W RAID 0, 1, 5, 10, VE Sku has NO S/W RAID				
EIDE	Mode	ATA 100/66/33				
	Channel	1 (Supports up to 2 IDE devices including 1 optional CF socket)				
I/O Interface	USB 2.0	4 ports on the SHB, 4 ports on the BP				
	Serial	G2 Sku: 1 RS-232/422/485 and 3 RS-232 with pin headers VG Sku: 1 RS-232/422/485 and 3 RS-232 with pin headers VE Sku: 1 RS-232/422/485 and 1 RS-232 with pin headers				
	Parallel	1 (EPP/ECP)				
	FDD	1				
	PS/2	1 (for mouse and keyboard, and Y-cable is included in the package)				
Watchdog Timer	Output	Interrupt, system reset				
	Interval	Programmable, 1~255 sec/min				
Miscellaneous	Audio Output	Intel High Definition audio interface (requires an audio extension module P/N: PCA-AUDIO-HDA1E)				
Power Requirement	CPU	Pentium D 3.2 GHz / 2 MB L2/ 800 MHz FSB / 130 W TDP				
	Memory	DDR2 667 MHz 1 GB x 2				
	Voltage	+12 V	+5 V	+3.3 V	+5 VSB	-12 V -5 V
	Current	15 A	2 A	20 A	0.7 A 0 A	0 A
Environment	Temperature	Operating			Non-Operating (Storage)	
		0 ~ 60° C (32 ~ 140° F) (operation humidity: 40° C @ 85% RH Non-Condensing)			-40° C ~ 85° C and 60° C @ 95% RH Non-Condensing	
Physical	Dimensions	338.58 mm (L) x 126.39 mm (W) (13.3" x 4.98")				

## Board Diagram



## Ordering Information

Part Number	LAN	S/W RAID	VGA	COM
PCE-5020G2-00A1E	Dual GbE	Yes	Yes	4
PCE-5020VG-00A1E	Single GbE	Yes	Yes	4
PCE-5020VE-00A1E	Single FE	-	Yes	2

## Bracket View



PCE-5020VG-00A1E  
PCE-5020VE-00A1E



PCE-5020G2-00A1E

## Packing List

Part Number	Description	Quantity
1700340640	FDD cable	x 1
1700003194	Serial ATA HDD data cable	x 2
1703150102	Serial ATA HDD power cable	x 2
1701260305	COM + printer ports cable kit	x 1
1701092300	Dual COM cable kit (For G2 and VG Sku)	x 1
1700060202	Keyboard and mouse Y-cable	x 1
1700008461	4-port USB cable kit	x 1
1701400452	Ultra ATA 66/100 flat cable	x 1
9689000068	Jumper package	x 1
2002721020	User note for full-size CPU card	x 1
2190000902	Warranty card	x 1
2002502012	Startup manual	x 1
2062502000	Utility CD	x 1


## Optional Accessories

Part Number	Description
1701092300	Single COM cable kit
PCA-AUDIO-HDA1E	Audio extension module
1960021193T000	PCE-5020 proprietary CPU cooler for Core 2 Duo/Pentium Dual-Core/Celeron 400 CPUs (TDP=<65W)
1750000400	PCE-5020 proprietary CPU cooler for Pentium 4 CPUs (TDP=<115W)

Note: Purchasing PCE-5020's proprietary CPU cooler from Advantech is a must. Other brands' CPU coolers are NOT compatible with PCE-5020.

# PCE-5124

## LGA775 Intel® Core™ 2 Quad SHB with VGA/Dual GbE/6 COM Ports



### Features

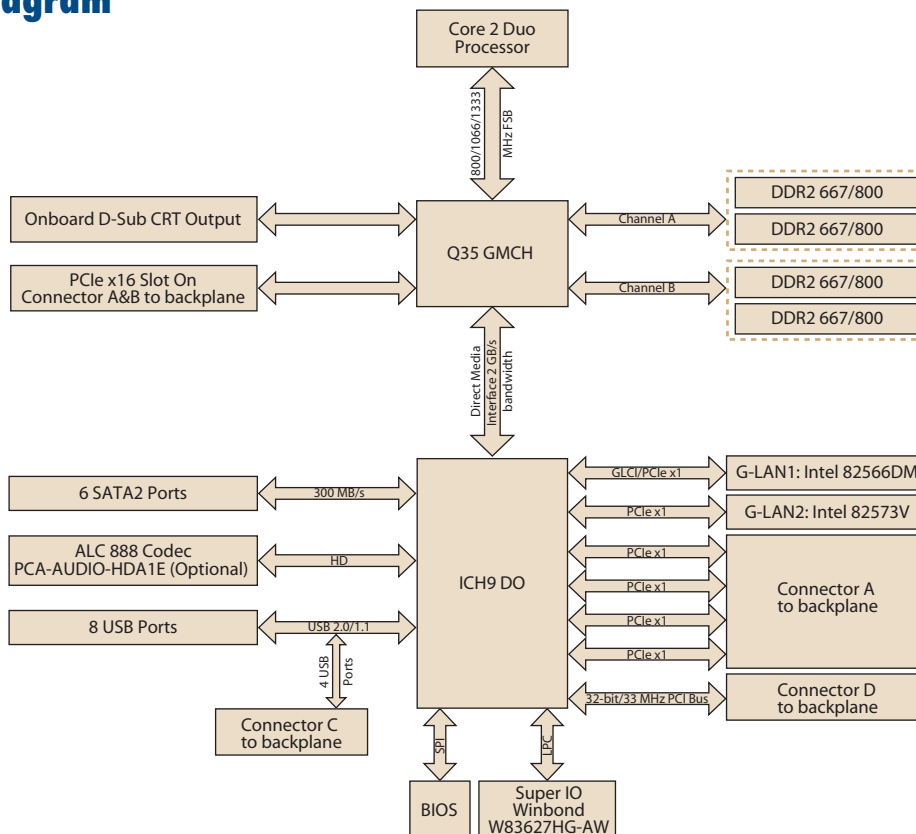
- Complies with PICMG 1.3
- Supports LGA 775 Intel® Core™2 Quad processors with FSB 1333 MHz
- Supports dual channel DDR2 667/800 SDRAM up to 8 GB
- One PCIe x16 and Four x1 to backplane
- Dual gigabit Ethernet via two PCIe x1 lanes
- Supports 6 COM ports
- 6 SATA2 ports supports S/W SATA Raid 0, 1, 10, 5

### Specifications



Processor System	CPU	Core 2 Quad	Core 2 Duo	Pentium Dual-Core	Celeron 400 Sequence		
	Max. Speed	Q9650 (3.0 GHz)	E8600 (3.33 GHz)	E5400 (2.7 GHz)	440 (2 GHz)		
	L2 Cache	12 MB	6 MB	2 MB	512 KB		
	Chipset	Intel Q35 + ICH9DD					
	BIOS	AMI 16 Mb SPI Flash x 2					
	Front Side Bus	1333/1066/800 MHz					
Bus	PCIe	One x16 & Four x1 to backplane					
	PCI	Four 32-bit/33 MHz PCI Masters to backplane					
Memory	Technology	Dual-channel DDR2 667/800 MHz DIMMs					
	Max. Capacity	8 GB					
	Socket	240-pin DIMM x 4					
Graphics	External Card	PCIe x16 Graphics Card					
	Chipset Integrated	Intel Graphics Media Accelerator 3100					
	VRAM	Shared with 384 MB system memory					
	Video Output	15-pin D-sub Connector x1					
Ethernet	Interface	10/100/1000 Mbps					
	Controller	LAN1: Intel 82566DM LAN2: Intel 82573V					
	Connector	RJ-45 with LED Connector x 2					
SATA2	Max. Data Transfer Rate	300 MB/s					
	Channel	6 on SHB; support S/W RAID 0,1, 10, 5					
EIDE		This product does NOT supports EIDE port.					
I/O Interface	USB 2.0	8 ports on the SHB, 4 ports on the BP					
	Serial	5 RS-232 and 1 RS-232/422/485 with pin headers					
	Parallel	1 (EPP/ECP)					
	FDD	1					
	PS/2	1 (for mouse and keyboard, and Y-cable is included in the package)					
Watchdog Timer	Output	System reset					
	Interval	Programmable, 1~255 sec/min					
Miscellaneous	Audio Output	Intel High Definition audio interface (requires an audio extension module P/N: PCA-AUDIO-HDA1E)					
Power Requirement	CPU	Intel Core 2 Quad Desktop Processor Q6200; DDR2 800 MHz 1 GB x 4					
	Voltage	+12 V	+5 V	+3.3 V	+5 VSB	-12 V	-5 V
	Current	6.78 A	4.06 A	2.72 A	0.43 A	0	0
Environment	Temperature	Operating			Non-Operating (Storage)		
		0 ~ 60° C (32 ~ 140° F) (operation humidity: 40° C @ 85% RH Non-Condensing)			-40° C ~ 85° C and 60° C @ 95% RH Non-Condensing		
Physical	Dimensions	338.58 mm (L) x 126.39 mm (W) (13.3" x 4.98")					

## Board Diagram



## Ordering Information

Part Number	Gigabit LAN	VGA
PCE-5124G2-00A1E	Dual	Yes
PCE-5124VG-00A1E	Single	Yes

## Bracket View



PCE-5124VG-00A1E



PCE-5124G2-00A1E

## Packing List

Part Number	Description	Quantity
1700340640	FDD cable	x 1
1700003194	Serial ATA HDD data cable	x 2
1703150102	Serial ATA HDD power cable	x 2
1701260305	Printer + COM cable	x 1
1700060202	Y-cable for PS/2 mouse & keyboard	x 1
1700008461	USB cable with 4 ports	x 1
9689000068	Jumper pack	x 1
2002721020	User Note for Full-Size CPU Card	x 1
2002775001	User Note for LGA775 CPU	x 1
2190000902	Warranty Card	x 1
2002512410	Startup manual	x 1
2062512401	Utility CD	x 1


## Optional Accessories

Part Number	Description
PCA-AUDIO-HDA1E	Audio extension module
1750000332	CPU cooler for LGA775 Pentium 4 processor up to 3.8 GHz (115 W), for 2U or higher chassis
1701092300	Dual-COM port cable kit for COM 1-2
1700008762	Dual-COM port cable kit for COM 3-4 and COM 5-6

# PCE-5125

LGA1156 Intel® Core™ i7/i5/i3/Xeon® SHB with DDR3/Dual GbE/SATA RAID

**NEW**



## Features

- LGA 1156 Intel® Core™ i7/i5/i3/Pentium®/Xeon® processors
- Dual Channel (ECC) DDR3 1333 MHz up to 8 GB
- Supports mini-PCIe expansion
- Supports embedded software APIs and Utilities

### Software APIs:



### Utilities:



Note: eSOS needs ODM BIOS available by request



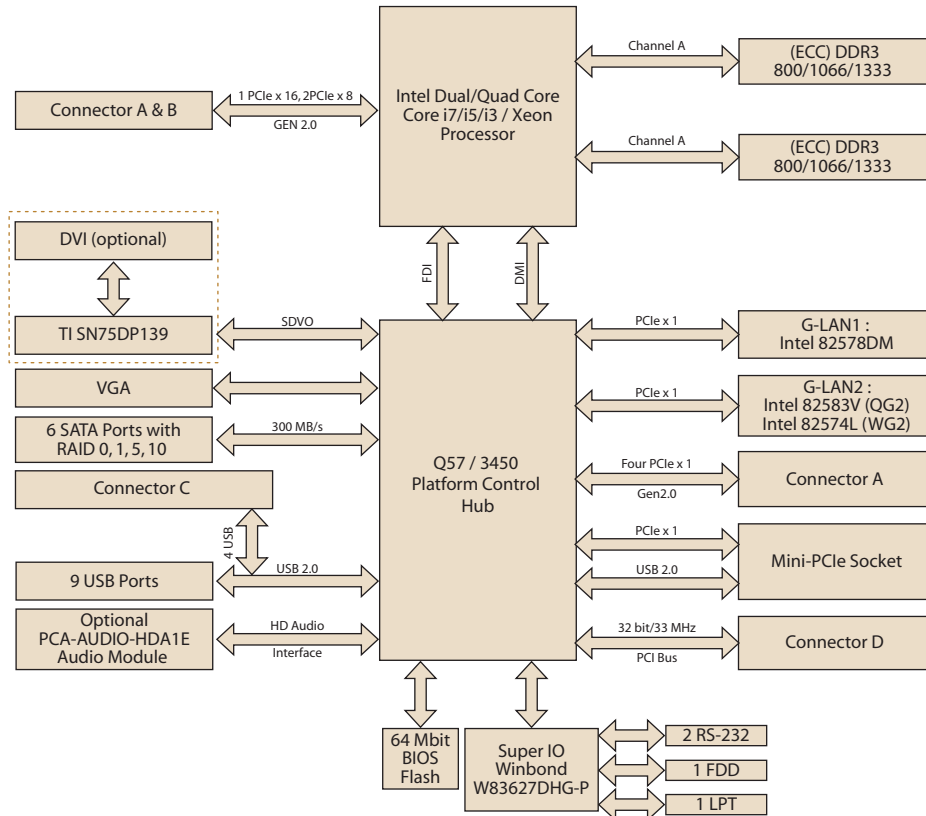
CE FCC

## Specifications

Processor System	CPU	Xeon 34xx	Core i7 8xx	Core i5 7xx	Core i5 6xx	Core i3 5xx	Pentium G69xx
	Speed	2.93 GHz	2.93 GHz	2.66 GHz	3.60 GHz	3.06 GHz	2.8 GHz
	Integrated Graphics	-	-	-	Yes	Yes	Yes
	L3 Cache	8 MB	8 MB	8 MB	4 MB	4 MB	3 MB
	Support Model	WG2	QG2	QG2	QG2/WG2	QG2/WG2	QG2/WG2
	Socket	LGA1156					
	Chipset	Q57 for QG2 version; 3450 for WG2 version (WG2 only supports Xeon 34xx, Core i5 6XX, Core i3 5XX, and Pentium G69XX CPUs)					
	BIOS	AMI 64 Mbit SPI Flash					
Bus	PCI-Express	One PCIe x16 or two x8, plus four x1 to backplane (Gen 2.0) (Only WG2 version supports two PCIe x8 to support PCE-7XXX backplanes)					
	PCI	Four 32-bit 33 MHz PCI Masters to Backplane					
Memory	Technology	Dual channel (ECC) DDR3 800/1066/1333 MHz (ECC is only for WG2 version)					
	Max. Cap.	4 GB per DIMM, total 8 GB, non-ECC for QG2 version; ECC for WG2 version					
	Socket	Two 240-pin DDR3 memory sockets					
Graphics	Onboard	Intel HD Graphics (Only the Core i5 6XX, Core i35XX and Pentium G69XX processors are embedded with Intel HD Graphics)					
	VRAM	1 GB maximum shared memory with 2 GB and above system memory installed					
	Video Output	15 pin VGA D-sub connector x1/onboard DVI pin header x 1 (DVI optional)					
Ethernet	Interface	10/100/1000 Mbps					
	Controller	LAN1: Intel 82578DM LAN2: Intel 82583V for QG2 version; Intel 82574L for WG2 version					
	Connector	RJ-45 with LED Connector x 2 for QG2, WG2 versions					
SATA 2	Max. Transfer Rate	300 MB/s					
	Channel	6					
	RAID	0, 1, 5, 10					
EIDE	Mode	N/A					
	Channel	N/A					
I/O Interface	USB 2.0	9 ports on the SHB, 4 ports to the BP					
	Serial	2 RS-232 with pin Headers					
	Parallel	1 (EPP/ECP)					
	FDD	1					
	PS/2	1 (for mouse and keyboard, a Y cable is included in the package)					
	Mini PCI Express Socket	1 (1 PCIe x 1 Gen 2.0 and 1 USB 2.0)					
Watchdog Timer	Output	System reset					
	Interval	Programmable, 1-255 sec/min					
Miscellaneous	Audio Output	Intel High Definition audio interface (requires an audio extension module, P/N: PCA-AUDIO-HDA1E)					
	Test Equipment	Intel Core i7-860 processor; DDR3 1333 MHz 2 GB x 2					
Power Requirement	Voltage	+12 V	+5 V	+3.3 V	+5 VSB	-12 V	-5 V
	Current	12.156 A	15.576 A	12.108 A	0.024 A	0 A	0 A
		Operating Non-Operating					
Environment	Temperature	0 ~ 60° C (32 ~ 140° F) (operating humidity: 40° C @ 85% RH Non-Condensing)				-40 ~ 85° C and 60° C @ 95% RH Non-Condensing	
	Dimensions	338 x 122 mm (13.3" x 4.8")					



## Board Diagram



## Ordering Information

Model Name	Chipset	Memory	Backplane	LAN	VGA	USB	COM
PCE-5125QG2-00A1E	Q57	Non-ECC	PCE-5XXX	2 GbE	Yes	13	2
PCE-5125WG2-00A1E	3450	ECC/Non-ECC	PCE-5XXX/7XXX	2 GbE	Yes	13	2

Note 1: Only the Core i5 6XX, Core i3 5XX and Pentium G69XX processors support onboard VGA output, others do not have VGA output and a discrete graphics card is necessary for graphics functions.

Note 2: WG2 version supports all Advantech PCE-5XXX/7XXX backplanes EXCEPT PCE-7B10-04A1E.

## Optional Accessories

Part Number	Description
PCA-AUDIO-HDA1E	Audio extension module
1960047831N001	PCE-5125 Proprietary CPU Cooler
PCA-5650-00A1E	Mini PCIe graphic card with Silicon Motion SM750 GPU
PCA-5612-00A1E	PCI graphic card with XGI Z9s GPU
PCA-COM232-00A1E	4 x COM232 module
PCA-TPM-00A1E	TPM module

Note: Purchasing PCE-5125's proprietary CPU cooler from Advantech is a must. Other brands' CPU coolers are NOT compatible with PCE-5125.

## Packing List

Part Number	Description	Quantity
1700003194	Serial ATA HDD data cable	x 2
1703150102	Serial ATA HDD power cable	x 2
1701260305	COM + printer ports cable kit	x 1
1700060202	Keyboard and mouse Y-cable	x 1
1700008461	4-port USB cable kit	x 1
9689000068	Jumper package	x 1
2190000902	Warranty Card	x 1
2002512510	Startup manual	x 1
2062512500	Utility CD	x 1

## Bracket View




PCE-5125QG2-00A1E  
PCE-5125WG2-00A1E

# PCE-5126

LGA1155 Intel® Core i7/i5/i3 SHB with DDR3/Dual GbE/SATA III

Preliminary



## Features

- LGA 1155 Intel® Core™ i7/i5/i3/Xeon® processors
- Dual Channel (ECC) DDR3 1333 MHz up to 8 GB
- Supports SATA RAID 0, 1, 5, 10, AMT7.0, TPM 1.2 (optional)
- Out-of-band remote management with IPMI (optional by IPMI module)
- Supports embedded software APIs and utilities

### Software APIs:



Watchdog H/W Monitor GPIO

### Utilities:



Monitoring Embedded Security ID eSOS

Note: eSOS needs ODM BIOS available by request

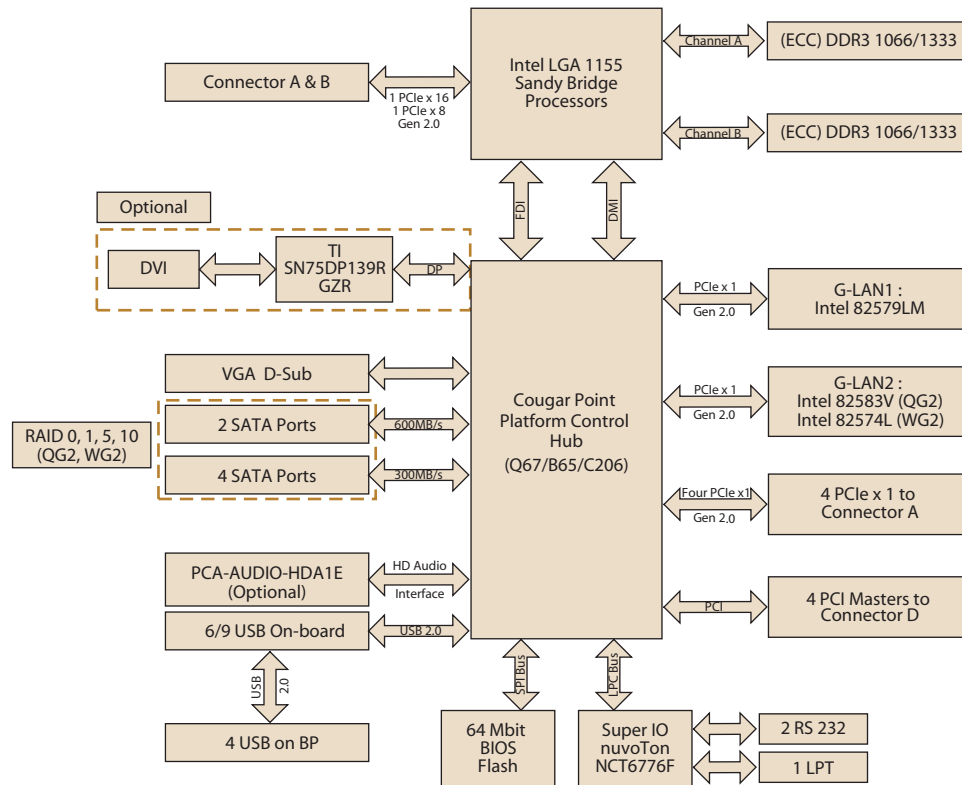


## Specifications



Processor System	CPU	Core i7 2600	Xeon E3 1275	Xeon E3 1225	Core i5 2xxx	Core i3 2xxx
	Speed	3.4 GHz	3.4 GHz	3.1 GHz	3.1 GHz	3.3 GHz
	L3 Cache	8 MB	8 MB	6 MB	6 MB	3 MB
	Support Model	QG2/QVG	WG2	WG2	QG2/QVG	QG2/QVG/WG2
	Socket	LGA1155				
	Chipset	Q67 for QG2 version; B65 for QVG version; C206 for WG2 version				
	BIOS	AMI 64 Mbit SPI Flash				
Bus	PCI-Express	One PCIe x16 or two x8, plus four x1 to backplane (Gen 2.0) (Only WG2 version supports two PCIe x8 to support PCE-7XXX backplanes)				
	PCI	Four 32-bit 33 MHz PCI Masters to Backplane				
Memory	Technology	Dual channel (ECC) DDR3 1066/1333 MHz (ECC is only for WG2 version)				
	Max. Cap.	4 GB per DIMM, total 8 GB, non-ECC for QG2 version; ECC for WG2 version				
	Socket	Two 240-pin DDR3 memory sockets				
Graphics	Onboard	Intel HD Graphics				
	VRAM	1 GB maximum shared memory with 2 GB and above system memory installed				
	Video Output	15 pin VGA D-sub connector x1/onboard DVI pin header x 1 (DVI optional)				
Ethernet	Interface	10/100/1000 Mbps				
	Controller	LAN1: Intel 82579LM LAN2: Intel 82583V for QG2 version; Intel 82574L for WG2 version				
	Connector	RJ-45 with LED Connector x 2 for QG2, WG2 versions; RJ45 with LED Connector x 1 for QVG versions				
SATA	Max. Transfer Rate	600 MB/s				
	Channel	2 for QG2, WG2 version; 1 for QVG version				
	Max. Transfer Rate	300 MB/s				
	Channel	4 for QG2, WG2 version; 5 for QVG version				
I/O Interface	RAID	0, 1, 5, 10 for QG2 & WG2 version				
	USB 2.0	9 ports on the SHB for QG2/WG2 version and 6 ports on the SHB for QVG version, 4 ports to the BP				
	Serial	2 RS-232 with pin Headers				
	Parallel	1 (EPP/ECP)				
	PS/2	1 (for mouse and keyboard, a Y cable is included in the package)				
Watchdog Timer	Output	System reset				
	Interval	Programmable, 1-255 sec/min				
Miscellaneous	Audio Output	Intel High Definition audio interface (requires an audio extension module, P/N: PCA-AUDIO-HDA1E)				
	Test Equipment	Intel Core i5 2400 3.1 Ghz; DDR3 2 GB x2				
Power Requirement	Voltage	+12 V	+5 V	+3.3 V	+5 Vsb	-12 V
	Current	5.68A	1.47A	1.57A	0.02A	0.16A
	Environment	Operating Non-Operating				
Environment	Temperature	0 ~ 60° C (32 ~ 140° F) (operating humidity: 40° C @ 85% RH Non-Condensing)				-40 ~ 85° C and 60° C @ 95% RH Non-Condensing
	Physical	Dimensions	338 x 122 mm (13.3" x 4.8")			

## Board Diagram



## Ordering Information

Model Name	Chipset	Memory	Backplane	LAN	iAMT	SATAIII	SW RAID	IPMI Module	USB
PCE-5126QG2-00A1E	Q67	Non-ECC	PCE-5XXX	2 GbE	Yes	2	Yes	None	13
PCE-5126QVG-00A1E	B65	Non-ECC	PCE-5XXX	1 GbE	None	1	None	None	10
PCE-5126WG2-00A1E	C206	ECC/Non-ECC	PCE-5XXX/7XXX	2 GbE	Yes	2	Yes	Optional	13

Note 1: WG2 version supports all Advantech PCE-5XXX/7XXX backplanes except PCE-7B10-04A1E.

## Optional Accessories

Part Number	Description
PCA-AUDIO-HDA1E	Audio extension module
1960047831N001	PCE-5126 Proprietary CPU Cooler

Note: Purchasing PCE-5126's proprietary CPU cooler from Advantech is a must. Other brands' CPU coolers are NOT compatible with PCE-5126.

## Bracket View



PCE-5126QG2-00A1E  
PCE-5126WG2-00A1E




PCE-5126QVG-00A1E

## Packing List

Part Number	Description	Quantity
1700003194	Serial ATA HDD data cable	x 2
1703150102	Serial ATA HDD power cable	x 2
1701260305	COM + printer ports cable kit	x 1
1700060202	Keyboard and mouse Y-cable	x 1
1700008461	4-port USB cable kit	x 1
9689000068	Jumper package	x 1
2190000902	Warranty Card	x 1
2002512610	Startup manual	x 1
2062512600	Utility CD	x 1

# PCE-7214

## Dual LGA771 Quad Core Xeon/Xeon LV SHB with VGA Dual GbE



### Features

- Compliant with PICMG 1.3
- Supports Dual LGA 771 Quad Core Xeon/Xeon LV FSB processors with 1333 MHz processors
- Supports Dual Channel DDR2 533/667 ECC REG SDRAM up to 32 GB
- Two PCIe x8 or one x16 and four x1 backplane
- Supports both PCE-5000 and PCE-7000 series backplanes
- Dual Gigabit Ethernet via two PCIe x1 link
- 6 SATA2 ports supports S/W SATA RAID 0, 1, 10, 5

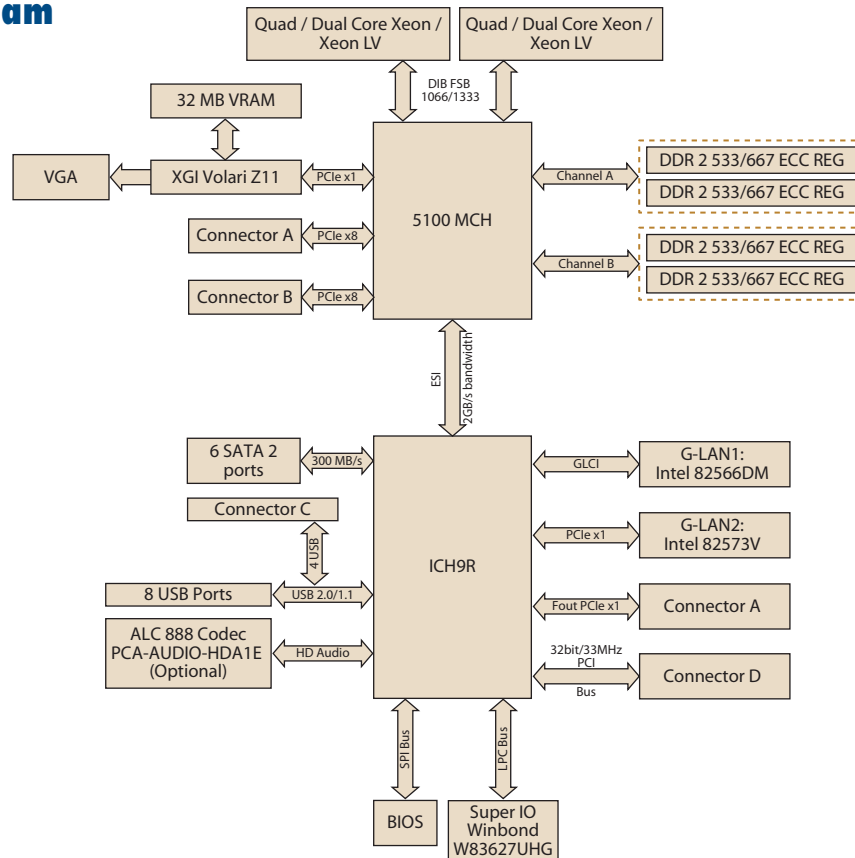
Note: Purchasing PCE-7214's proprietary CPU cooler(s) from Advantech is a must. Other brands' CPU coolers are NOT compatible with PCE-7214.



### Specifications

Processor System	CPU	Quad Core Xeon	Dual Core Xeon				
	Number	3.16 GHz	3.33 GHz				
	L2 Cache	12 MB	6 MB				
	Chipset	Intel E5100 + ICH9R					
	BIOS	AMI 32 Mb SPI Flash					
	Front Side Bus	1333/1066 MHz					
Bus	PCIe	Two x 8/one x 16 & Four x 1 to backplane					
	PCI	Four 32-bit/33 MHz PCI Masters to backplane					
Memory	Technology	Dual-channel DDR2 533/667 MHz Registered ECC DIMMs					
	Max. Capacity	32 GB					
	Socket	240-pin DIMM x 4					
Graphics	External Card	PCIe x16 Graphics Card (The two x8 can be configured to one x16)					
	Onboard Chipset	XGI Volari Z11 via PCIe x1 Link					
	VRAM	32 MB					
	Video Output	15-pin D-sub Connector x1					
Ethernet	Interface	10/100/1000 Mbps					
	Controller	LAN1: Intel 82566DM LAN2: Intel 82573V					
	Connector	RJ-45 with LED Connector x 2					
SATA2	Max. Data Transfer Rate	300 MB/s					
	Channel	6 on SHB; support S/W RAID 0, 1, 10, 5					
EIDE	Mode	ATA 100/66/33					
	Channel	1 (supports up to 2 IDE devices)					
I/O Interface	USB 2.0	8 ports on the SHB, 4 ports to the BP					
	Serial	2 RS-232 with pin headers					
	Parallel	1 (EPP/ECP)					
	FDD	1					
	PS/2	1 (for mouse and keyboard, an Y cable is included in the package)					
Watchdog Timer	Output	System reset					
	Interval	Programmable, 1~255 sec/min					
Miscellaneous	Audio Output	Intel High Definition audio interface (requires an audio extension module P/N: PCA-AUDIO-HDA1E)					
	CPU	Configuration 1: Intel Xeon Processor 5130 2.0 GHz (SLAGC), TDP 65W x 2					
Power Requirement	Memory	4 GB DDR2 667 MHz with REG & ECC x 4					
	Voltage	+12 V	+5 V	+3.3 V	+5 VSB	-12 V	-5 V
	Current	9.7 A	7.4 A	2.5 A	0.71 A	0 A	0 A
	CPU	Configuration 2: Intel Dual Xeon Processor 5450 3.0 GHz (SLAGC), TDP 80W x 2					
	Memory	4 GB DDR2 667 MHz with REG & ECC x 4					
	Voltage	+12 V	+5 V	+3.3 V	+5 VSB	-12 V	-5 V
Current	16.12 A	7.31 A	2.76 A	0.73 A	0 A	0 A	
Environment		Operating		Non-Operating (Storage)			
	Temperature	0 ~ 60° C (32 ~ 140° F) (operation humidity: 40° C @ 85% RH Non-Condensing)		-40° C ~ 85° C and 60° C @ 95% RH Non-Condensing			
Physical	Dimensions	338.58 mm (L) x 126.39 mm (W) (13.3" x 4.98")					

## Board Diagram



## Ordering Information

Part Number	Gigabit LAN	VGA
PCE-7214G2-00A1E	Dual	Yes

## Bracket View



PCE-7214G2-00A1E

## Packing List

Part Number	Description	Quantity
1700340640	FDD cable	x 1
1701400452	Ultra ATA 66/100 HDD cable	x 2
1700003194	Serial ATA HDD data cable	x 2
1703150102	Serial ATA HDD power cable	x 2
1701260305	Printer + COM cable	x 1
1700060202	Y-cable for PS/2 keyboard and mouse	x 1
1700008461	4-port USB cable kit	x 1
9689000068	Jumper pack	x 1
2002721020	User note for full-sized CPU card	x 1
2190000902	Warranty card	x 1
2002721410	Startup manual	x 1
2062721400	Utility CD	x 1

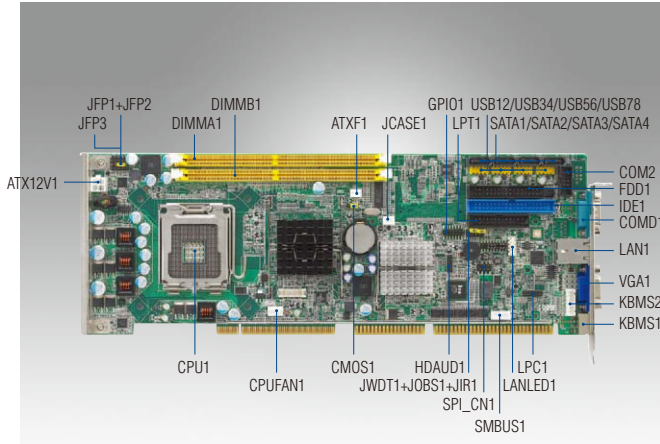
## Optional Accessories

Part Number	Description
1750000282	Xeon CPU Cooler for 110W TDP CPU
1750001660	Low Profile Xeon CPU Cooler for 55W TDP CPU
PCA-AUDIO-HDA1E	Audio extension module
1701092300	Single COM Cable Kit

Note: Purchasing PCE-7214's proprietary CPU cooler(s) from Advantech is a must. Other brands' CPU coolers are NOT compatible with PCE-7214.

# PCA-6010

## LGA775 Intel® Core™2 Duo SBC with Dual GbE and DVI



### Features

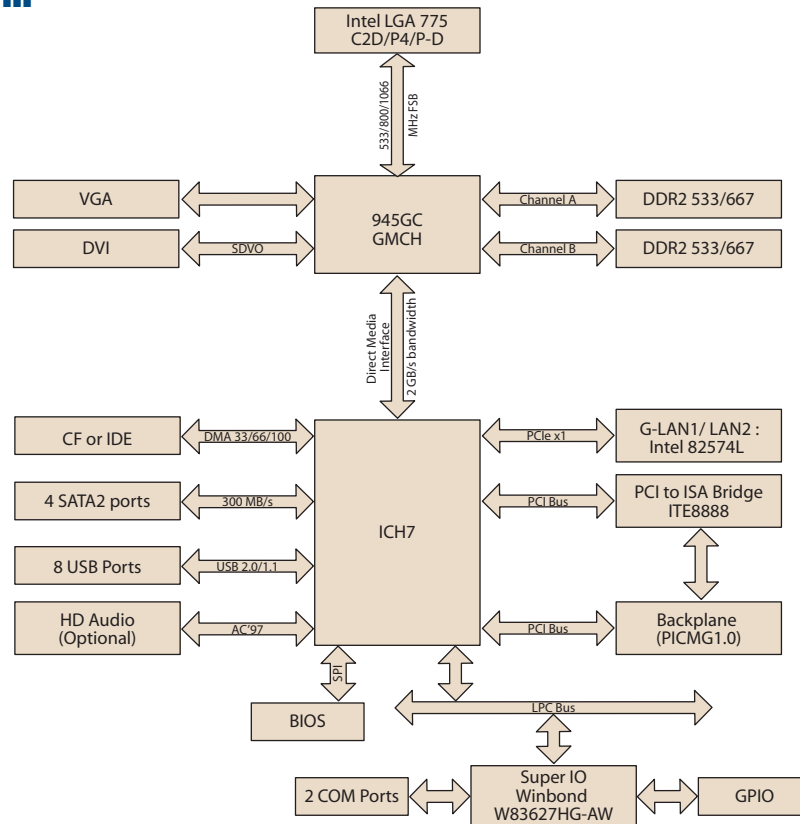
- Compliant with PICMG 1.0
- Supports LGA 775 Intel® Core™2 Duo FSB 1066 MHz processors
- Supports dual channel DDR2 667 SDRAM up to 4 GB
- Dual GbE LAN via PCIe x1 lane
- 2 COM ports, 4 SATA ports, 8 USB ports
- Supports CF socket and DVI interface for G2 sku



### Specifications

Processor System	CPU	Core 2 Duo	Pentium	Intel Celeron 440	Pentium 4	Celeron D
	Max Speed	3.06 GHz	3.06 GHz	2 GHz	3.4 GHz	3.6 GHz
	L2 Cache	4 M	2 M	512 KB	2 M	512 KB
	Chipset	Intel 945GC + ICH7				
	BIOS	Award 8 MB SPI Flash				
	Front Side Bus	533/800/1066 MHz				
Bus	PCI	32-bit/33 MHz PCI				
	ISA	HISA (ISA High Drive)				
Memory	Technology	Dual-channel DDR2 533/667 MHz DIMMs				
	Max. Cap.	4 GB				
	Socket	240-pin DIMM x 2				
Graphics	Integrated	Intel Graphics Media Accelerator 950				
	VRAM	Shared with 224 MB system memory				
	Video Output	15 Pin D-sub Connector x1/DVI connector x1 (only for G2 sku)				
Ethernet	Interface	10/100/1000 Mbps				
	Controller	Intel 82574L				
	Connector	RJ45 with LED Connector x 2				
SATA	Bandwidth	300 MB/s				
	Channel	4 ports				
EIDE	Mode	ATA 100/66/33				
	Channel	1 (Supports up to 2 IDE devices ; Master device is alternative for CF socket in G2 sku)				
I/O Interface	USB 2.0	8 ports by pin header (VG sku); 6 ports by pin header/ 1 port on bracket I/O (G2 sku)				
	Serial	2 RS-232				
	Parallel	1 (EPP/ECP/SPP)				
	FDD	1				
	PS/2	1 (for mouse and keyboard, a Y cable is included in the package)				
Watchdog Timer	Output	Interrupt, system reset				
	Interval	Programmable, 1~255 sec/min				
Miscellaneous	Audio Output	Intel High Definition audio interface (requires an audio extension module P/N: PCA-AUDIO-HDA1E)				
Power Requirement	CPU	Configuration 1: Core 2 Duo E4300 (1.8G, 65W) + DDRII 667 2G x 2				
	Voltage	+12 V	+5 V	+3.3 V	+5 VSB	-12 V -5 V
	Current	3.82 A	5 A	0 A	0.24 A	0 A 0 A
	CPU	Configuration 2: Pentium4 670 (3.8G, 115W) + DDRII 667 2G x 2				
	Voltage	+12 V	+5 V	+3.3 V	+5 VSB	-12 V -5 V
	Current	12.59 A	5.81 A	0 A	0.24 A	0 A 0 A
Environment	Temperature	Operating			Non-Operating (Storage)	
		0 ~ 60° C (32 ~ 140° F) (operation humidity: 40° C @ 85% RH Non-Condensing)			-40° C ~ 85° C and 60° C @ 95% RH Non-Condensing	
Physical	Dimensions	338 mm (L) x 122 mm (W) (13.3" x 4.8")				

## Board Diagram



## Ordering Information

Part Number	LAN	VGA	COM	SATA	USB	DVI	CF
PCA-6010G2-00A1E	Dual GbE	Yes	2	4	7	Yes	Yes
PCA-6010VG-00A1E	Single GbE	Yes	2	4	8	-	-

## Optional Accessories

Part Number	Description
1750000332	LGA 775 CPU cooler for 115 W TDP CPUs
PCA-AUDIO-HDA1E	Audio extension module
1701090401	Single COM cable kit
1700008822	DVI cable (Only needed when choosing G2 sku)

## Packing List

Part Number	Description	Quantity
1700340640	FDD cable	x 1
1701400452	IDE HDD cable	x 1
1700003194	Serial ATA HDD data cable	x 2
1703150102	Serial ATA HDD power cable	x 2
170304015K	ATX 12 V power converter cable	x 1
1701260305	Printer + COM cable	x 1
1700060202	Y-cable for PS/2 mouse & keyboard	x 1
1700008461	USB cable with 4 ports	x 1
9689000068	Jumper pack	x 1
2002721020	User note for full-size CPU card	x 1
-	User Note for LGA775 CPU	x 1
-	Warranty card	x 1
-	Startup manual	x 1
-	Utility CD	x 1

## Bracket View



PCA-6010G2-00A1E

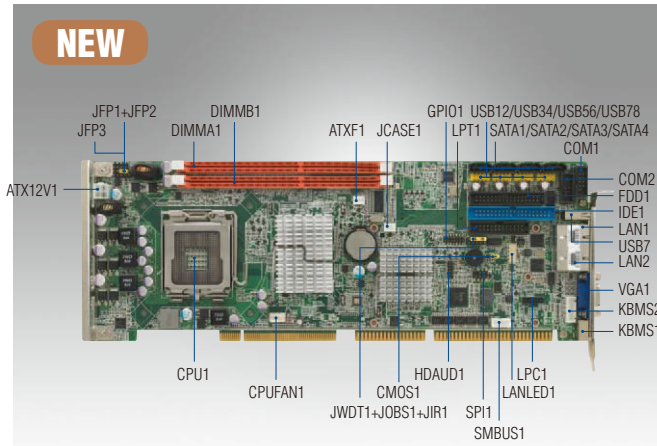


PCA-6010VG-00A1E

# PCA-6011

## LGA775 Intel® Core™2 Quad SBC with VGA/Dual GbE LAN

**NEW**



### Features

- Compliant with PICMG 1.0
- Supports LGA 775 Intel® Core™2 Quad FSB 1333 MHz processors
- Supports Dual Channel DDR3 1066 SDRAM up to 4 GB
- Dual GbE LAN via two PCIe X1 lane
- 2 COM ports, 4 SATA ports, 8 USB ports

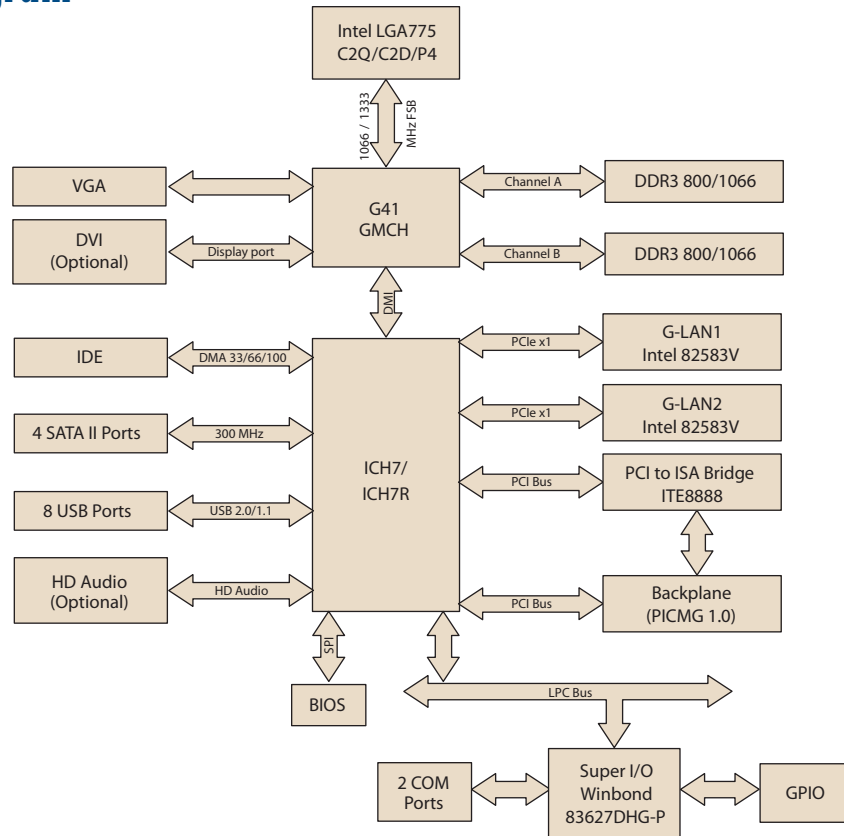


### Specifications

Processor System	CPU	Core 2 Quad	Core 2 Duo	Pentium 4	Intel Celeron D 440	
	Max Speed	2.66 GHz	3.33 GHz	3.4 GHz	2.2 GHz	
	L2 Cache	6 M	6 M	2 M	512 KB	
	Chipset	Intel G41 + ICH7/ICH7R (only for G2 sku)				
	BIOS	AMI 16 Mb SPI Flash				
	FSB	800/1066/1333 MHz				
	Bus	PCI	32 bit/ 33 MHz PCI			
ISA		HISA (ISA High Driver)				
Memory	Technology	Dual-channel DDR3 800/1066 MHz DIMMs				
	Max. Cap.	4 GB				
	Socket	240-pin DIMM x 2				
Graphics	Controller	Intel Graphics Media Accelerator X4500				
	VRAM	Shared with 352MB system memory				
	Video Output	15-Pin VGA D-sub Connector x1 / DVI connector x1 (optional)				
Ethernet	Interface	10/100/1000 Mbps				
	Controller	Intel 82583 V				
	Connector	RJ-45 with LED Connector x 2				
SATA	Bandwidth	300 MB/s				
	Channel	4 ports				
	RAID	0, 1, 5, 10 (only for G2 SKU)				
EIDE	Mode	ATA 100/66/33				
	Channel	1 (Supports up to 2 IDE devices; Master device is alternative for CF socket)				
	CF	(Optional)				
I/O Interface	USB 2.0	8 ports by pin header(VG SKU); 6 ports by pin header/1 port on bracket I/O (G2 SKU)				
	Serial	2 RS-232				
	Parallel	1 (EPP/ECP/SPP)				
	FDD	1				
	PS/2	1 (for mouse and keyboard, an Y cable is included in the package)				
Watchdog Timer	Output	Interrupt, system reset				
	Interval	Programmable, 1~255 sec/min				
Miscellaneous	Audio Output	Intel High Definition audio interface (requires a audio extension module P/N: PCA-AUDIO-HDA1E)				
Power Requirement	CPU	Configuration1: Core 2 Quad Q9400 (3.0 G, 95 W) + DDR3 1066 2 G x2				
	Voltage	+12 V	+5 V	+3.3 V	+5 VSB	-12 V -5 V
	Curent	5.14 A	4.04 A	0 A	0.17 A	0 A 0 A
	CPU	Configuration 2: Core2 Duo E8400 (3.0G, 65W) + DDR3 1066 2 GB x2				
	Voltage	+12 V	+5 V	+3.3 V	+5 VSB	-12 V -5 V
	Curent	3.63 A	3.4 A	0 A	0.15 A	0 A 0 A
Environment	Temperature	Operating			Non-Operating	
		0 ~ 60° C(32 ~ 140° F), (operating humidity: 40° C @ 85% RH Non-Condensing)			-40° C ~ 85° C and 60° C @ 95% RH Non-Condensing	
Physical	Dimensions	338 mm (L) x 122 mm (W) (13.3" x 4.8")				



## Board Diagram



## Ordering Information

Part Number	LAN	VGA	COM	SATA	S/W RAID	USB	DVI	CF
PCA-6011VG-00A1E	Single GbE	Yes	2	4	-	8	No (Optional)	No (Optional)
PCA-6011G2-00A1E	Dual GbE	Yes	2	4	Yes	7	No (Optional)	No (Optional)

## Optional Accessories

Part Number	Description
1750000332	LGA 775 CPU cooler for 115 W TDP CPUs
PCA-AUDIO-HDA1E	Audio extension module
1701090401	Single COM Cable Kitt

## Packing List

Part Number	Description	Quantity
1701400452	IDE HDD cable	x 1
1700008461	USB cable with 4 ports	x 1
1703150102	Serial ATA HDD power cable	x 2
1700060202	Y-cable for PS/2 mouse & keyboard	x 1
1701260305	Printer + COM cable	x 1
1700003194	Serial ATA HDD data cable	x 2
9689000068	Jumper pack	x 1
2002721020	User note for full-size CPU card	x 1
-	User note for LGA775 CPU	x 1
-	Warranty card	x 1
-	Startup manual	x 1
-	Utility CD	x 1

## Bracket View




PCA-6011G2-00A1E



PCA-6011VG-00A1E

# PCI-7020

## LGA775 Intel® Core™2 Duo PCI Half-size SBC with VGA/GbE LAN/SATA and SSD



### Features

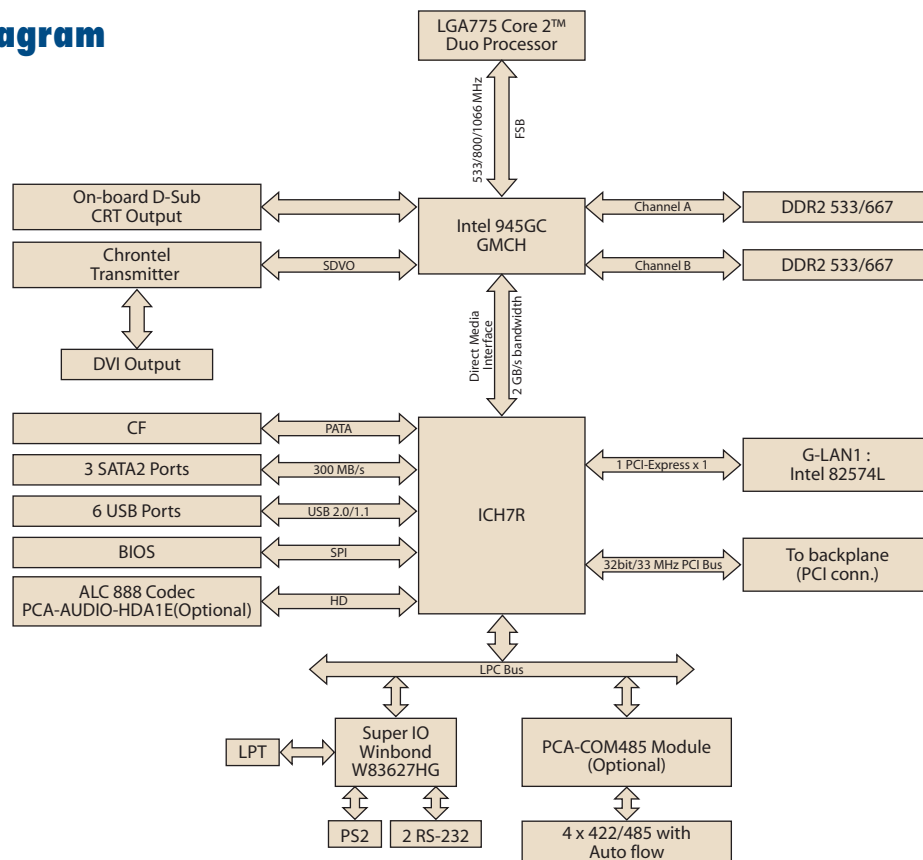
- Supports LGA 775 Intel® Core™2 Duo FSB 1066 MHz processors
- Supports dual channel DDR2 667 SDRAM up to 4 GB
- Supports 6 USB 2.0 ports
- Supports GbE LANs via PCIe x1 lanes
- Supports up to 6 COM, 4 x RS-485 w/Auto-Flow control by COM module



### Specifications

Processor System	CPU	Core 2 Duo	
	FSB	1066 MHz	
	Max Speed	2.8 GHz	
	L2 Cache	4 MB	
	Chipset	Intel 945GC + ICH7R	
	BIOS	AWARD 8 Mbit SPI Flash	
Bus	Front Side Bus	533/800/1066	
	PCI	32-bit/33 MHz	
Memory	Technology	Dual-channel DDR2 533/667 MHz SDRAM SODIMM	
	Max. Cap.	4 GB	
	Socket	200-pin SODIMM x 2	
Graphics	Controller	Intel Graphics Media Accelerator 950 VGA Mode: Up to 2048 x 1536 @ 75 Hz refresh	
	Integrated	Up to 2048 x 1536 @ 75 Hz refresh	
	VRAM	Shared with 224 MB system memory	
	DVI (optional)	Maximum pixel clock of 400 MHz up to 2048 x 1536 resolutions @ 75 Hz	
Ethernet	Interface	10/100/1000 Mbps	
	Controller	Intel 82574L x 1	
	Connector	RJ-45 with LED Connector x 1	
SATA	Bandwidth	300 MB	
	Channel	3	
EIDE	Mode	-	
	Channel	-	
I/O Interface	USB 2.0	6 ports (USB 2.0 compliant, 2 ports on rear I/O, 4 ports onboard by 2.0 mm pitch box header)	
	Serial	6 COM (2 x RS-232 onboard, Optional: 4 x RS-422/485 w/Auto-flow by PCA-COM485 module)	
	Parallel	1 (EPP/ECP), 2.0 mm pitch pin header	
	PS/2	1 (for mouse and keyboard, a Y-cable is included in the package)	
Watchdog Timer	Output	System reset	
	Interval	Programmable, 1~255 sec/min	
Miscellaneous	Audio Output	Intel High Definition audio interface (requires an audio extension module P/N: PCA-AUDIO-HDA1E)	
	Solid State Disk	CompactFlash Socket (Type I/II)	
Power Requirement	CPU/RAM	Core 2 Duo E7400 2.80 GHz + DDR2 800 2 GB	
	Voltage	+12 V (4.38 A)	+5 V (4.86 A)
		5 VSB (0.39 A)	
Environment	Temperature	Operating	Non-Operating (Storage)
		0 ~ 60° C (32 ~ 140° F), with appropriate CPU cooler (operating humidity: 40° C @ 85% RH Non-Condensing)	
		-40° C ~ 85° C and 60° C @ 95% RH Non-Condensing	
Physical	Dimensions	185 mm (L) x 122 mm (W) (7.3" x 4.8")	

## Board Diagram



## Ordering Information

Part Number	LAN	S/W RAID	VGA	COM	DVI
PCI-7020VG-00A1E	Single GbE	Yes	Yes	2	(optional)

## Optional Accessories

Part Number	Description
MBPC-641BP-60E	4-slot chassis w/150W power supply
IPC-6806SB-15ZBE	6-slot chassis w/150W power supply
PCA-AUDIO-HDA1E	HD Audio-card
1700000265	Power cable for single board usage
PCA-COM485-00A1E	4 x 422/485 COM module
PCA-COM232-00A1E	4 x 232 COM module
1701140201	COM port cable without bracket

## Packing List

Part Number	Description	Quantity
1700002223	Printer port cable (2.0 mm pitch) with bracket	x 1
1700003194	Serial ATA HDD data cable	x 1
1703150102	Serial ATA HDD power cable	x 1
1700006196	Power cable 12P/Big 4P x 2 10 cm	x 1
1700008762	Dual COM cable kit with bracket (2.0 mm pitch)	x 1
1700060202	Keyboard and mouse Y-cable	x 1
1700002343	ATX feature cable	x 1
1700014398	4-port USB cable kit (2.0 mm pitch)	x 1
9689000002	Jumper package	x 1
1960035861N000	HEAT SINK 79 x 79 x 24 mm PCI-7020	x 1


## Bracket View



PCI-7020VG-00A1E

# PCI-7030

## Intel® Atom™ N270 PCI Half-size SBC with Dual GbE LAN/LVDS/DVI/SATA/6 COM



### Features

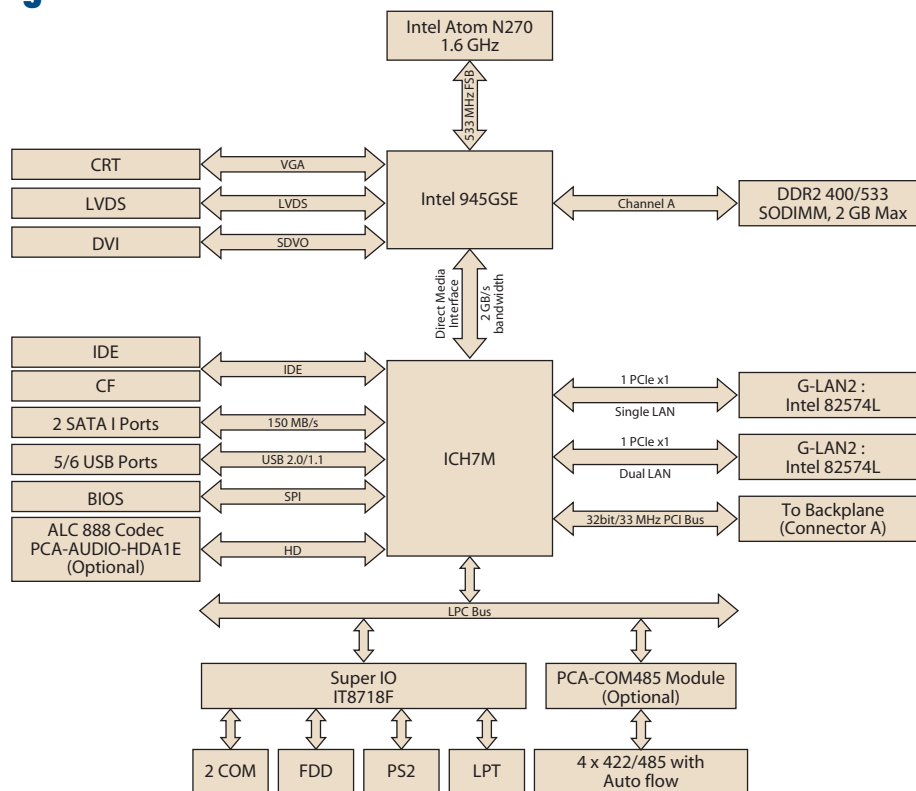
- Ultra Low power Fanless Intel® Atom™ processor N270 1.6 GHz
- One/Dual Gigabit Ethernet
- Supports up to 6 COM (Optional module 4 x RS-485 w/auto-flow control by PCA-COM485 module)
- 1600 x 1200 @ 18/36-bit LVDS, DVI support



### Specifications

Processor System	CPU	Intel Atom N270 processor 1.6 GHz			
	FSB	400/533			
	L2 Cache	512 KB cache			
	Chipset	Intel 945GSE + Intel ICH7M			
	BIOS	Award SPI 8 MB			
Bus	PCI	32-bit/ 33 MHz			
Memory	Technology	Single Channel DDR2 SODIMM 400/533 MHz			
	Max. Capacity	2 GB			
	Socket	Yes			
Graphics	Controller	Intel 945GSE integrated VGA mode: Supports up to QXGA 2048 x 1536 pixels with 32-bit color @ 75 Hz			
	VRAM	Shared system memory up to 224 MB (DVMT 3.0)			
	LVDS	Supports 18/36-bit up to UXGA 1600 x 1200			
	DVI	Maximum pixel clock of 400 MHz up to 1600 x 1200 pixels and 1920 x 1200 (reduced blanking) resolutions @ 75 Hz			
	Dual Display	VGA, LVDS, DVI			
Ethernet	Interface	10/100/1000 Mbps Ethernet			
	Controller	Intel 82574L			
	Connector	RJ-45 x 1 for VG ; RJ-45 x 2 for G2			
EIDE	Mode	Ultra ATA 100/66/33			
	Channel	1			
SATA (150 MB/s)	Port	2 for SATA1, 150 MB/s			
I/O Interface	USB	6 USB2.0 for VG; 5 USB2.0 for G2 480 Mbps; 4 ports onboard and 2 for VG/1 for G2 ports on rear I/O			
	Serial	6 COM (2 x RS-232 onboard; Optional: 4 x RS-422/485 w/auto-flow by PCA-COM485 module)			
	Parallel	1 (via super I/O)			
	FDD	1			
	GPIO	8-bit ; CMOS Level (0 ~ 5 V)			
	PS/2	6-pin DIN socket on bracket for PS/2 keyboard and mouse (via super I/O) 6-pin (2.54 mm) wafer box connector for keyboard only			
Watchdog Timer	Output	System reset			
	Interval	1 min/sec or Max 65535 min/sec			
Miscellaneous	Audio Output	Intel High Definition audio interface (requires an audio extension module P/N: PCA-AUDIO-HDA1E)			
	Solid State Disk	CompactFlash socket (Type I/II), shared with secondary IDE			
Power Requirement	CPU/RAM	Atom 1.6G + DDR2 2G (533)			
	Voltage	+12 V (0.31 A)	+5 V (2.19 A)	+3.3 V (0A)	+5 VSB (0.04A) +2 V (0A)
	Operating	Non-Operating (Storage)			
Environment	Temperature	0 ~ 60° C (32 ~ 140° F) (operating humidity: 40° C @ 85% RH Non-Condensing)		-40° C ~ 85° C and 60° C @ 95% RH Non-Condensing	
Physical	Dimensions	185 mm (L) x 122 mm (W) (7.3" x 4.8")			

## Board Diagram



## Ordering Information

P/N	VGA	LVDS	DVI	USB	LAN	COM
PCI-7030VG-00A1E	Yes	Yes	-	6	1 (82574L)	2
PCI-7030G2-00A1E	Yes	Yes	Yes	5	2 (82574L)	2

## Optional Accessories

Part Number	Description
MBPC-641BP-60E	4-slot chassis w/150 W power supply
IPC-6806SB-15ZBE	6-slot chassis w/150 W power supply
PCA-AUDIO-HDA1E	HD audio-card
PCA-SATAP2-00A1E	IDE/SATA adapter for CPU cards
1701140201	COM port cable without bracket
PCA-COM485-00A1E	4 x 422/485 COM module
PCA-COM232-00A1E	4 x 232 COM module

## Packing List

Part Number	Description	Quantity
1700060202	Y-cable for PS/2 keyboard, PS/2 mouse	x 1
1701340603	FDD cable (600 mm)	x 1
1700000265	Power cable	x 1
1700002343	ATX feature cable	x 1
1703150102	Serial ATA HDD power cable	x 1
1700003194	Serial ATA HDD data cable	x 1
1701400452	EIDE (HDD) cable	x 1
1700002223	Parallel port cable (2.0 mm w/BKT)	x 1
1700008887	USB cable with 4 ports (2.0 mm pitch)	x 1
1700008762	Dual-COM port cable kit for COM1-2	x 1
9689000002	Jumper pack	x 1


## Bracket View



PCI-7030G2-00A1E

# PCI-7031

## Intel® Atom™ N450/D510 PCI Half-size SBC with Onboard DDR2/VGA/LVDS/ Dual GbE/SATA/COM



### Specifications

### Features

- Ultra low power, fanless Intel® Atom™ processor N450 CPU and 1 GB onboard DDR2 667 memory (Only for N SKU)
- Dual core high performance D510 CPU and maximum 2 GB DDR2 667 memory (Only for D SKU)
- VGA/LVDS dual video outputs
- Optional module for 4 x RS-485 w/ auto-flow control
- Supports embedded software APIs and Utilities

#### Software APIs:



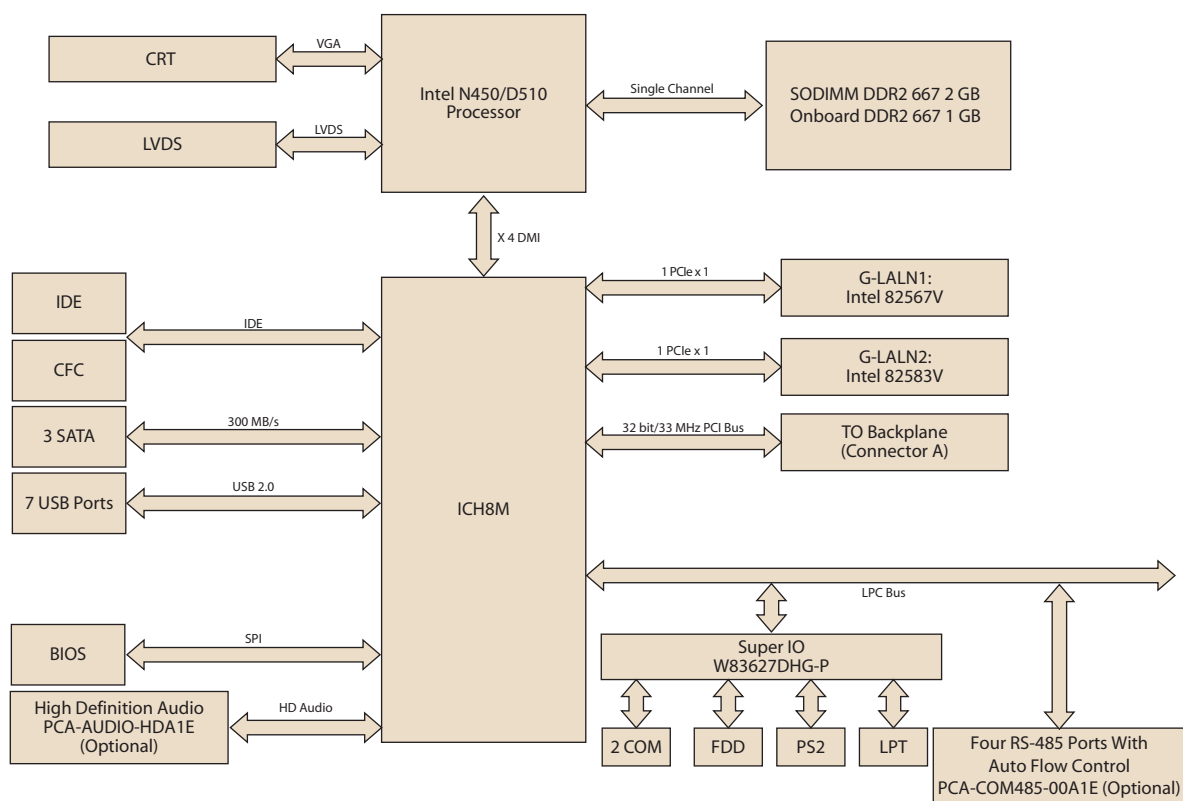
#### Utilities:



Note: eSOS needs ODM BIOS available by request

Processor System	CPU	Intel Atom N450	Intel Atom D510					
	Speed	1.66 GHz	1.66 GHz					
	L2 Cache	512 KB	1 MB					
	Chipset	ICH8M						
	BIOS	AMI 16Mb SPI Flash						
Bus	PCI-Express	-						
	PCI	Four 32 bit/33 MHz PCI Masters to Backplane						
Memory	Technology	Single channel DDR2 667 MHz						
	Max. Cap.	1 GB onboard for N SKU; max 2 GB SODIMM for D SKU						
	Socket	No socket for N SKU; 200-pin SODIMM x 1 for D SKU						
Graphics	Onboard	Embedded Gen3.5+ GFX Core technology, DirectX 9/Pixel Shader 2.0 compliant						
	VRAM	Shared 224 MB						
	Video Interface	15-pin VGA D-sub connector x1/Onboard LVDS pin header x 1 (supports single channel 18-bit LVDS)						
Video Output	VGA:	Supports up to SXGA 1400 x 1050 @ 60 Hz for N SKU, up to 2048 x 1536 @ 60 Hz for D SKU						
	LVDS:	Supports 18-bit single channel and up to WXGA 1366 x 768 or 1280 x 800 for both N and D SKUs						
Ethernet	Interface	10/100/1000 Mbps						
	Controller	LAN1: Intel 82567V LAN2: Intel 82583V						
SATA	Connector	RJ-45 with LED Connector x 2						
	Max. Transfer Rate	300 MB/s						
EIDE	Channel	3						
	Mode	ATA 100/66/33						
I/O Interface	Channel	1 (supports up to 2 IDE devices)						
	USB 2.0	7 ports on the SHB						
	Serial	Two RS-232 onboard pin-headers, plus four RS-485 ports with auto-flow control by module (Optional, Advantech P/N: PCA-COM485-00A1E)						
	Parallel	1 (EPP/ECP)						
	FDD	1						
Watchdog Timer	PS/2	1 (for mouse and keyboard, an Y cable is included in the package)						
	Output	System reset						
Miscellaneous	Interval	Programmable, 1~255 sec/min						
	Audio Output	Intel High Definition audio interface (requires a audio extension module, P/N: PCA-AUDIO-HDA1E)						
Power Requirement	Test Equipment	Atom D510 CPU 1.66 GHz; Memory: 1 x 2 GB DDR2 667 MHz SODIMM; Storage: One IDE HDD and one SATA CD ROM						
	Test program	BurnIn test 6.0						
	Voltage	+12 V	+5 V	+3.3 V	+5 SBY	-12 V	-5 V	Total
	Current	0.228 A	2.952 A	0 A	0.060 A	0 A	0 A	17.796 W
	Test Equipment	Atom N450 CPU 1.66 GHz; Memory: Onboard 1 GB DDR2 667 MHz; Storage: One IDE HDD and one SATA CD ROM						
	Test program	BurnIn test 6.0						
	Voltage	+12 V	+5 V	+3.3 V	+5 SBY	-12 V	-5 V	Total
Current	0.192 A	2.532 A	0 A	0.060 A	0 A	0 A	15.264 W	
Environment	Operating	Non-Operating						
	Temperature	0 ~ 60° C (32 ~ 140° F) (operating humidity: 40° C @ 85% RH Non-Condensing)			-40 ~ 85° C and 60° C @ 95% RH Non-Condensing			
Physical	Dimensions	185 mm (L) x 122 mm (W) (7.3" x 4.8")						

## Board Diagram



## Ordering Information

Model Name	CPU	Memory	Fanless	VGA	LVDS	SATA	USB	COM	CF
PCI-7031D-S6A1E	Atom D510	One SODIMM Socket 2 GB DDR2 667 No Onboard RAM	No	Yes	Yes	3	7	2	Yes
PCI-7031N-S6A1E	Atom N450	No SODIMM Socket Onboard 1 GB DDR2 667	Yes	Yes	Yes	3	7	2	Yes

## Optional Accessories

Part Number	Description
PCA-COM485-00A1E	Extension module for four RS-422/485 ports with auto-flow control function
PCA-AUDIO-HDA1E	Extension module for 7.1 channel High Definition audio

## Bracket View




PCI-7031D-S6A1E  
PCI-7031N-S6A1E

## Packing List

Part Number	Description	Quantity
960046526N001	CPU cooler for Atom D510 CPU (only available for D SKU)	x 1
1700340640	FDD cable	x 1
1701400452	Ultra ATA 66/100 HDD cables	x 1
1700003194	Serial ATA HDD data cable	x 2
1703150102	Serial ATA HDD power cable	x 2
1701260301	Printer (parallel) port cable kit	x 1
1700008762	Dual COM ports cable kit	x 1
1700002343	ATX feature cable	x 1
1700008887	4-port USB cable kit	x 1
1700060202	Y cable for PS/2 keyboard and PS/2 mouse	x 1
1700000265	AT/ATX PSU 20-Pin to 12-Pin Cable Kit	x 1
9689000068	Jumper pack	x 1
-	Warranty card	x 1
-	PCI-7031 startup manual	x 1
-	CD with driver utility and manual (in PDF format)	x 1

# PCA-6742

## Advantech EVA-X4300 ISA Half-size SBC with VGA/LCD/LAN/CFC/USB and PC/104



### Features

- Low power fanless EVA-X4300
- Onboard 128/64 DDR2 RAM
- 10/100 Mbps Ethernet
- 1024 x 768 @ 18/24-bit TTL/LVDS support

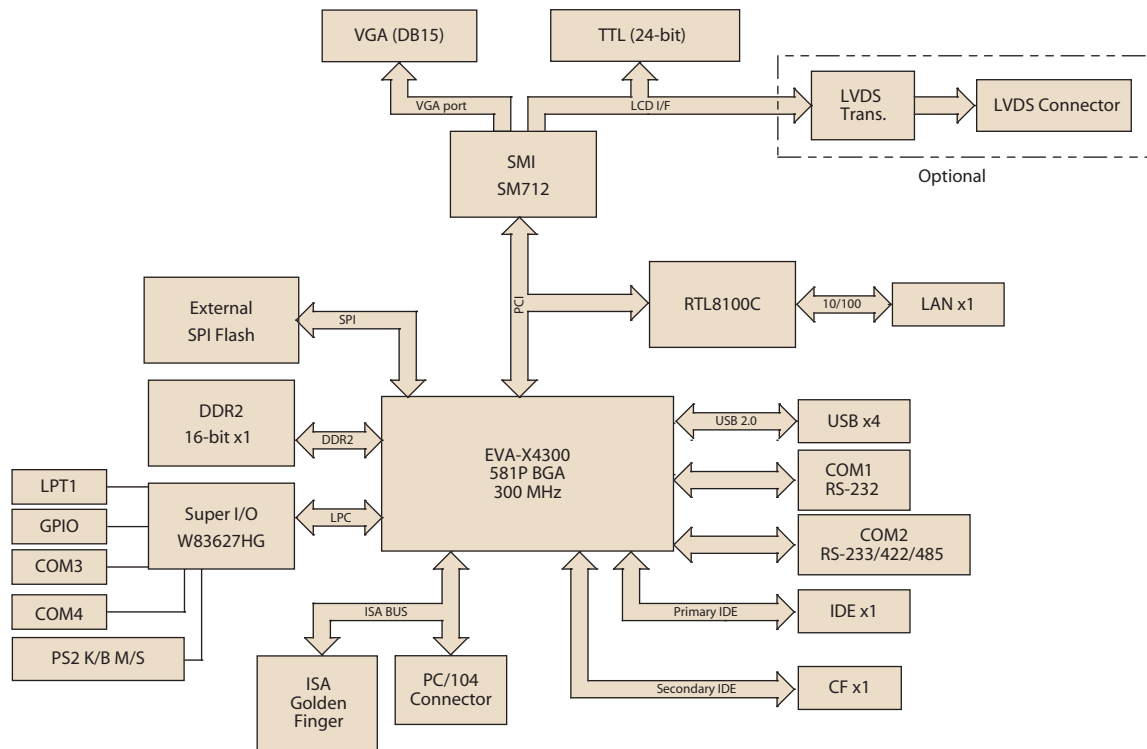


### Specifications

Processor System	CPU	Advantech EVA-X4300 up to 300 MHz	
	Max. Speed	300 MHz	
	L1 Cache	32 KB	
	Chipset	Advantech EVA-X4300 up to 300 MHz	
	BIOS	Award integrated 256 KB ROM in Advantech EVA-X4300	
Bus	PCI	32-bit/33 MHz	
	ISA	8/16-bit 8 MHz	
Memory	Technology	Default onboard DDR2 128 MB	
	Socket	-	
Graphics	Controller	Chipset integrated VGA controller VGA mode: SM712 graphics chip supports 1024 x 768 @ 24-bit true color LCD mode: SMI SM712 2D graphics chip supports 1024 x 768 @ 18/24-bit TFT	
	VRAM	4 MB display memory	
	LVDS	Yes (Optional)	
	TTL	Up to 24-bit TTL for TFT LCD	
	Dual Display	Supports CRT+LCD simultaneously display	
Ethernet	Interface	10/100 Mbps	
	Controller	Realtek RTL8100CL	
	Connector	RJ-45 x 1	
EIDE	Mode	PIO 4	
	Channel	1	
SATA (150 MB/s)	Port	-	
I/O Interface	USB	4 ports (USB 2.0 and USB1.1 under DOS)	
	Serial	4 COM (1 x RS-232/422/485 on one 2.54 mm pitch wafer box, 1 x RS-232 on rear I/O, 2 x RS-232 on one 2.0 mm pitch wafer box)	
	Parallel	1 (via super I/O)	
	FDD	-	
	GPIO	8 bit; COMS Level (0 ~ 3.3 V)	
	PS/2	6-pin DIN socket on bracket for PS/2 keyboard and mouse. (via super I/O) 6-pin (2.54 mm) wafer box connector for keyboard only	
Watchdog Timer	Output	System reset/IRQ11	
	Interval	Programmable, 1~255 sec/min	
Miscellaneous	Audio Output	-	
	Solid State Disk	CompactFlash socket (Type I/II), shared with secondary IDE	
Power Requirement	Typical	+5 V @ 1.6 A	
	Max	+5 V @ 2 A	
Environment	Temperature	Operating	Non-Operating (Storage)
		0 ~ 60° C (32 ~ 140° F) (operating humidity: 40° C @ 85% RH Non-Condensing)	-40° C ~ 85° C and 60° C @ 95% RH Non-Condensing
Physical	Dimensions	185 mm (L) x 122 mm (W) (7.3" x 4.8")	
OS		DOS, Win CE 5.0	



## Board Diagram



## Ordering Information

P/N	CPU	LVDS	TTL	USB	GPIO	FE LAN	FDD
PCA-6742LV-00A1E	EVA-X4300	-	-	4	-	-	-
PCA-6742VE-00A1E	EVA-X4300	(Optional)	24-bit	4	1	RTL 8100C	-

## Bracket View



PCA-6742LV-00A1E



PCA-6742VE-00A1E

## Optional Accessories


Part Number	Description
1703100260	USB cable with 2 ports (2.0 mm pitch)
1700008762	Dual-COM port cable kit for COM 3-4
PCA-SATAP2-00A1E	IDE/SATA Adapter for CPU cards

## Packing List

Part Number	Description	Quantity
1701260305	COM2 + LPT cable	x 1
1700060202	Y-cable for PS/2 Keyboard, PS/2 Mouse	x 1
1701400452	EIDE (HDD) cable	x 1
9689000002	Jumper pack	x 1
1700008887	USB cable with 4 ports (2.0 mm pitch)	x 1
-	Utility CD	x 1
-	Startup manual	x 1

# PCA-6743

## DM&P Vortex86DX ISA Half-size SBC with LVDS/LAN/PC104/CFC/8 COM and PC/104



### Features

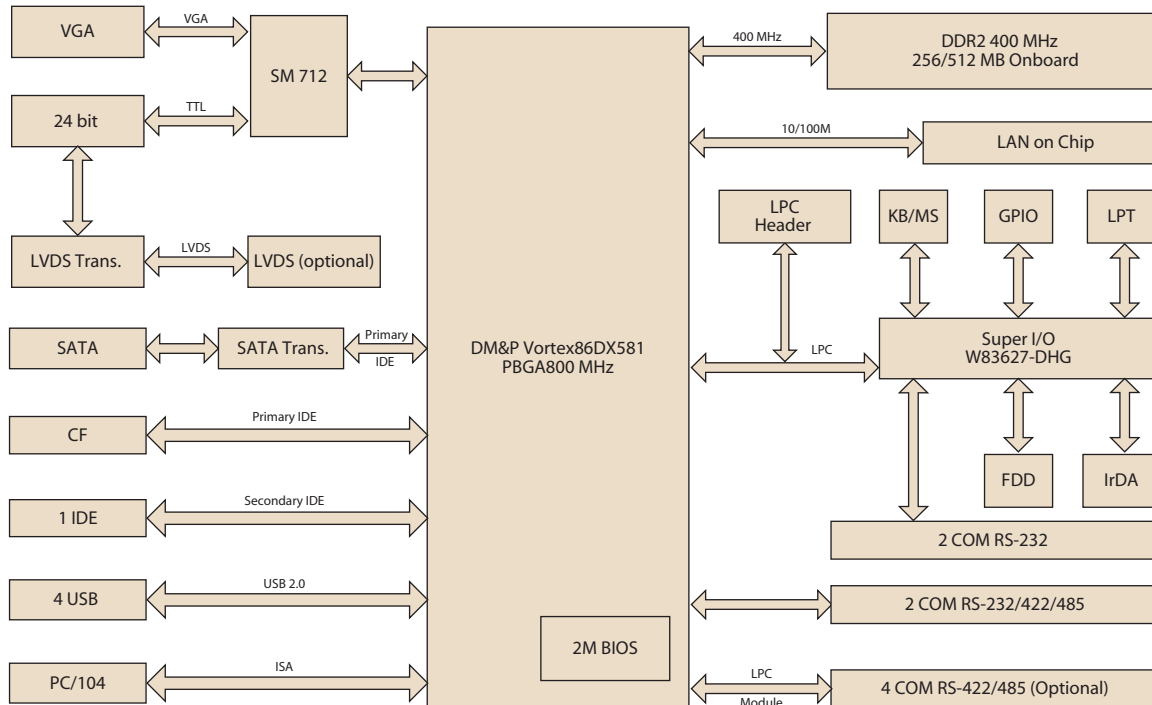
- Ultra low power, fanless DM&P Vortex86DX processor and 512/256 MB onboard DDR2 memory
- VGA+LCD dual video outputs
- Integrate floating-point unit and supports FDD/PC104
- Optional module for 4 x RS-485 w/auto-flow control



### Specifications

Processor System	CPU	DM&P Vortex86DX
	Max. Speed	800 MHz
	L1 Cache	16 KB I/D-Cache
	L2 Cache	256 KB
	Chipset	DM&P Vortex86DX
	BIOS	Award integrated 256 KB ROM in DM&P Vortex86DX
Bus	ISA	Full 16-bit ISA Bus signal
Memory	Technology	Default onboard DDR2 256MB (For VE SKU) Default onboard DDR2 512MB (For F SKU)
	Socket	-
Graphics	Controller	Chipset integrated VGA controller VGA mode: SM712 graphics chip supports 1024 x 768 @ 24-bit true color LCD mode: SMI SM712 2D graphics chip supports 1024 x 768 @ 18/24 bit TFT
	VRAM	4-MB display display memory
	LVDS	Yes (Optional)
	TTL	Up to 24-bit TTL for TFT LCD
	Dual Display	Supports VGA+LCD simultaneous display
Ethernet	Interface	10/100 Mbps
	Controller	LAN on Vortex86DX
	Connector	RJ-45 x 1
EIDE	Mode	UDMA 100
SATA (150 MB/s)	Channel	1 (2 IDE devices from secondary IDE)
	Port	1 (F SKU)
I/O Interface	USB	4 (USB 2.0 ports)
	Serial	F SKU: 2 RS-232/422/485 (1 Real I/O and 1 Pin header) + 2 RS-232 (with Pin header) VE SKU: 2 RS-232 (1 Real I/O and 1 Pin header) Optional: PCA-COM485; Add 4 RS-422/485 with Auto-Flow Control (Need to check if IRQ is available or not)
	Parallel	1 (EPP/ECP/SPP)
	FDD	1
	GPIO	8-bit 4 in/ 4 out
	PS/2	6-pin DIN socket on bracket for PS/2 keyboard and mouse. 6-pin (2.54 mm) wafer box connector for keyboard only
	Watchdog Timer	Output
Miscellaneous	Interval	Programmable, 1~255 sec/min
	Audio Output	-
	Solid State Disk	Compact Flash socket (Type I/II) from secondary master
Power Requirement	Voltage	+12 V +5 V
	Current	0.04 A 1.44 A
Environment	Operating	Non-Operating
	Temperature	0 ~ 60° C (32 ~ 140° F) (operating humidity: 40° C @ 85% RH Non-Condensing) -40° C ~ 85° C and 60° C @ 95% RH Non-Condensing
Physical	Dimensions	185 mm (L) x 122 mm (W) (7.3" x 4.8")

## Board Diagram



## Ordering Information

P/N	VAG	TTL	LVDS	SATA	COM	PC104	LPT	FDD	Onboard RAM
PCA-6743VE-Q0A1E	1	1	Optional	-	2 RS-232	-	1	1	256 MB
PCA-6743F-Q0A1E	1	1	Optional	1	2 RS-232 2 RS-232/422/485	1	1	1	512 MB

## Optional Accessories

Part Number	Description
PCA-COM485	4 x RS-422/485 COM module
1700003194	Serial ATA HDD data cable
1703150102	Serial ATA HDD power cable
MBPC-641BP-60E	4-slot chassis w/150W power supply
IPC-6806SB-15ZB	6-slot chassis w/150W power supply
1700014398	4-port USB cable kit (2.0 mm pitch)

## Packing List

Part Number	Description	Quantity
1700060202	Y cable for PS/2 keyboard, PS/2 mouse	x 1
1701400607	E-IDE (HDD) cable (2.54 mm 40P 600 mm)	x 1
1700014398	4-port USB cable kit (2.0 mm pitch)	x 1
1701340705	FDD cable (2.54 mm 700 mm) (For F SKU)	x 1
1701260305	COM2 (2.54 mm) + LPT (2.54 mm) cable (For F SKU)	x 1
1700008762	Dual-COM port cable kit for COM 3-4 (2.00 mm) (For F SKU)	x 1


## Bracket View



PCA-6743VE-Q0A1E  
PCA-6743F-Q0A1E

# PCA-6782

## Intel® Atom N455/D525 ISA Half-size SBC with VGA/LVDS/GbE LAN/SATA/COM/CFC/FDD and PC/104



### Features

- Ultra low power, fanless N455 CPU and maximum 2 GB DDR2 667 memory (Only for N SKU)
- Dual core high performance D525 CPU and maximum 2 GB DDR2 667/800 memory (Only for D SKU)
- VGA/LVDS dual video outputs
- Optional module for 4 x RS-485 w/ auto-flow control
- Supports embedded software APIs and utilities

**Software APIs:**

- Watchdog H/W Monitor
- Brightness
- GPIO
- Backlight On/Off
- CPU Speed
- System Throttling

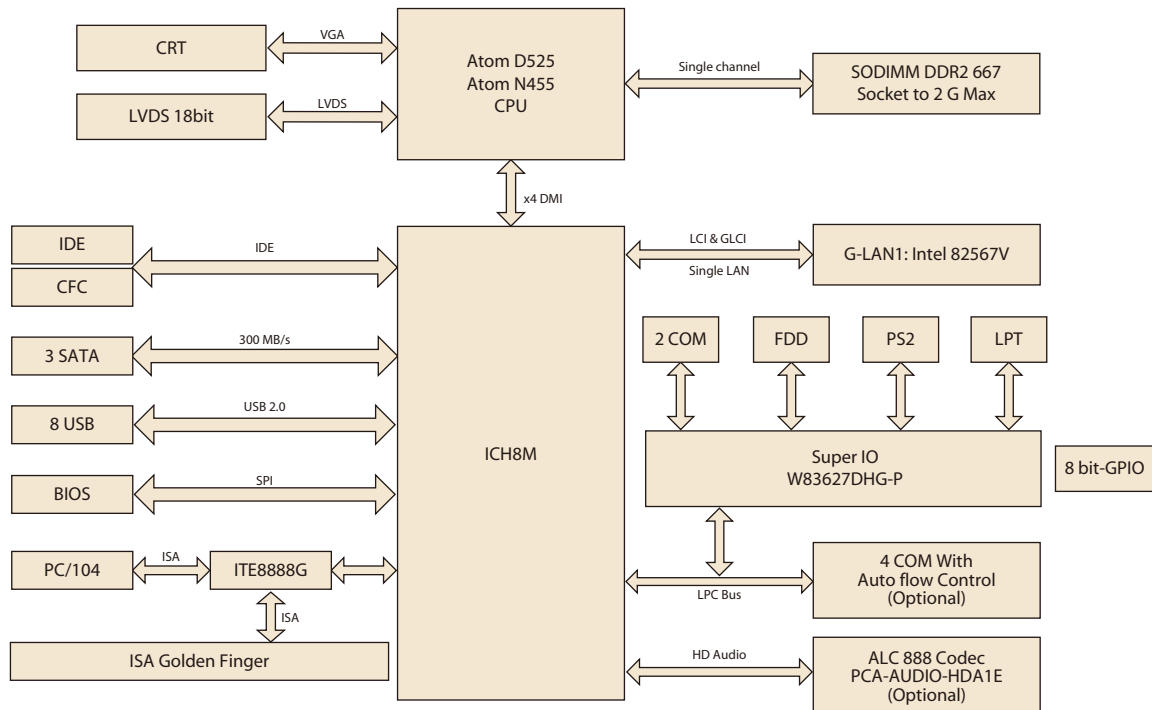
**Utilities:**

- BIOS flash
- Monitoring
- Flash Lock
- Embedded Security ID
- eSOS (Requires BIOS Customization)

### Specifications

Processor System	CPU	Intel Atom N455	Intel Atom D525					
	Speed	1.66 GHz	1.8 GHz					
	L2 Cache	512 KB	1 MB					
	Chipset	Intel ICH8M						
	BIOS	AMI 16Mb SPI Flash						
Bus	PCI	N/A						
	ISA	16-bit/ Gold Finger						
Memory	Technology	Single channel DDR2 667 MHz	Single channel DDR2 667/800 MHz					
	Max. Cap.	max 2 GB SODIMM	Max. Cap. max 2 GB SODIMM					
	Socket	200-pin DIMM x 1	Socket 200-pin DIMM x 1					
Graphics	On board	Embedded Gen3.5+ GFX Core technology, Direct X 9/Pixel Shader 2.0 compliant						
	VRAM	Shared 224 MB						
	Video Interface	15-pin VGA D-sub connector x1/Onboard LVDS pin header x 1 (supports single channel 18-bit LVDS)						
Video Output	VGA:	Supports up to SXGA 1400 x 1050 @ 60 Hz for N SKU, up to 2048 x 1536 @ 60 Hz for D SKU						
	LVDS:	Supports 18-bit single channel and up to WXGA 1366 x 768 or 1280 x 800 for both N and D SKUs						
Ethernet	Dual Display:	VGA + LVDS, support extended mode and clone mode for both N and D SKUs						
	Interface	10/100/1000 Mbps						
Controller	LAN1:	Intel 82567V						
	Connector	RJ45 with LED Connector x1						
SATA 2	Max. Transfer Rate	300 MB/s						
	Channel	3						
EIDE	Mode	ATA 100/66/33						
	Channel	1 (Supports up to 2 IDE devices; Master device is alternative for CF socket)						
I/O Interface	USB 2.0	8 ports on the SHB						
	Serial	Two RS-232 onboard pin-headers, plus four ports of RS-485 with auto-flow control by module (optional, Advantech P/N: PCA-COM485-00A1E)						
	Parallel	1 (EPP/ECP)						
	GPIO	1 (8-bit)						
	FDD	1						
	PS/2	1 (for mouse and keyboard, a Y cable is included in the package)						
Watchdog Timer	Output	Interrupt, system reset						
	Interval	Programmable, 1~255 sec/min						
Miscellaneous	Audio Output	Intel High Definition audio interface (requires an audio extension module, P/N: PCA-AUDIO-HDA1E)						
	Test Equipment	Atom D525 CPU 1.8 GHz; Memory: One of 2 GB DDR2 667 MHz SODIMM; Storage: One SATA HDD						
Power Requirement	Test Program	Hot CPU pro 4.22						
	Voltage	+12 V	+5 V	+3.3 V	+5 VSB	-12 V	-5 V	Total
	Current	0.46 A	2.41 A	0 A	0.01 A	0 A	0 A	17.62 W
	Test Equipment	Atom N455 CPU 1.66 GHz; Memory: One of 2 GB DDR2 667 MHz SODIMM; Storage: One SATA HDD						
	Test Program	Hot CPU pro 4.22						
Environment	Operating	Non-Operating						
	Temperature	0 ~ 60° C (32 ~ 140° F)			-40 ~ 85° C and 60° C @ 95% RH Non-Condensing			
		(Operational humidity: 40° C @ 85% RH Non-Condensing)						
Physical	Dimensions	185 mm (L) x 122 mm (W) (7.3" x 4.8")						

## Board Diagram



## Ordering Information

P/N	CPU	Fan-Less	LAN	PC104	LVDS	FDD	SATA	USB	RAM
PCA-6782D-S8A1E	Atom D525	No	Single GbE LAN	Yes	Yes	1	3	8	Socket to 2G
PCA-6782N-S6A1E	Atom N455	Yes	Single GbE LAN	Yes	Yes	1	3	8	Socket to 2G

## Optional Accessories

Part Number	Description
PCA-COM485-00A1E	Extension module for four ports of RS-422/485 with auto-flow control function
PCA-AUDIO-HDA1E	Extension module for 7.1 channel High Definition audio
1700340640	FDD cable

## Bracket View



PCA-6782D-S8A1E  
PCA-6782N-S6A1E

## Packing List

Part Number	Description	Quantity
1960046526N001	CPU Cooler for Atom D510 CPU (Only Available for D SKU)	x 1
1701400452	Ultra ATA 66/100 HDD cables	x 1
1700003194	Serial ATA HDD data cable	x 2
1703150102	Serial ATA HDD power cable	x 2
1700008954	Print port & COM port cable	x 1
1700002343	ATX Feature Cable	x 1
1700014398	4-port USB cable kit	x 1
1700060202	Y cable for PS/2 keyboard and PS/2 mouse	x 1
1703070101	ATX Power Cable 20P/7P 10 cm	x 1
1703080101	AT Power Cable	x 1
9689000002	Jumper Pack	x 1
-	Warranty card	x 1
-	PCA-6782 Startup Manual	x 1
-	CD with driver utility and manual (in PDF format)	x 1

# PICMG 1.3 Full-Size SHB Backplanes

## Server Grade Backplanes




Compatible with PCE-7000 Series System Host Board

### 1U Butterfly Backplanes


#### PCE-7B03V-01A1E

- 3-slot Butterfly BP for 1U chassis
- Segments: 1
- One CPU card slot
- PCIe slot: One x8
- PCI-X slot: N/A
- PCI slot: One 32/33
- Compatible with IPC chassis: ACP-1320, ACP-1010



#### PCE-7B03V-00A1E


- 3-slot Butterfly BP for 1U chassis
- Segments: 1
- One CPU card slot
- PCIe slot: Two x8
- PCI-X slot: N/A
- PCI slot: N/A
- Compatible with IPC chassis: ACP-1320, ACP-1010



### 2U Butterfly Backplanes


#### PCE-7B06V-04A1E

- 6-slot Butterfly BP for 2U chassis
- Segment: 1
- One CPU card slot
- PCIe slot: One x8
- PCI-X slot: N/A
- PCI slot: Four 32/33
- Compatible with IPC chassis: ACP-2000EBP and IPC-602EBP



#### PCE-7B06V-30A1E

- 6-slot Butterfly BP for 2U chassis
- Segment: 1
- One CPU card slot
- PCIe slot: Two x8
- PCI-X slot: Two 64/100; one 64/133
- PCI slot: N/A
- Compatible with IPC chassis: ACP-2000EBP and IPC-602EBP



### 5-slot Wallmount Chassis Backplanes

#### PCE-7B05-20A1E

- 5-slot BP for 5-slot chassis
- Segments: 1
- One CPU card slot
- PCIe slot: Two x8
- PCI-X slot: Two 64/133
- PCI slot: N/A
- Compatible with IPC chassis: IPC-6025



### 6-slot Wallmount Chassis Backplanes

#### PCE-7B06-04A1E

- 6-slot BP for 6-slot chassis
- Segment: 1
- One CPU card slot
- PCIe slot: One x8
- PCI-X slot: N/A
- PCI slot: Four 32/33
- Compatible with IPC chassis: IPC-6606



#### PCE-7B06-40A1E

- 6-slot BP for 6-slot chassis
- Segment: 1
- One CPU card slot
- PCIe slot: One x8
- PCI-X slot: Four 64/100
- PCI slot: N/A
- Compatible with IPC chassis: IPC-6606



### 8-slot Wallmount Chassis Backplanes

#### PCE-7B08-04A1E

- 8-slot BP for 8-slot chassis
- Segment: 1
- One CPU card slot
- PCIe slot: Two x8; One x4
- PCI-X slot: N/A
- PCI slot: Four 32/33
- Compatible with IPC chassis: IPC-6608 and IPC-6908



### 14-slot Rackmount Chassis Backplanes

#### PCE-7B10-04A1E

- 10-slot BP for 14-slot chassis
- Segment: 1
- One CPU card slot
- PCIe slot: Five x4
- PCI-X slot: N/A
- PCI slot: Four 32/33
- Compatible with IPC chassis: IPC-610, IPC-611, IPC-630, ACP-4000, ACP-4320 and ACP-4360, ACP-4010




#### PCE-7B13-64B1E

- 13-slot BP for 14-slot chassis
- Segment: 1
- One CPU card slot
- PCIe slot: Two x8
- PCI-X slot: Two 64/100; Four 64/66
- PCI slot: Four 32/33
- Compatible with IPC chassis: IPC-610, IPC-611, IPC-630, ACP-4000, ACP-4320 and ACP-4360, ACP-4010



#### PCE-7B13D-04A1E

- 13-slot BP for 14-slot chassis
- Segments: 2
- **Each segment:**
  - One CPU card slot
  - PCIe slot: One or Two x8
  - PCI-X slot: N/A
  - PCI slot: Four 32/33
- Compatible with IPC chassis: ACP-4010



#### PCE-7B13-07A1E

- 13-slot BP for 14-slot chassis
- Segment: 1
- One CPU card slot
- PCIe slot: Two x8, Three x4
- PCI-X slot: N/A
- PCI slot: Seven 32/33
- Compatible with IPC chassis: IPC-610, IPC-611, IPC-630, ACP-4000, ACP-4320, ACP-4360, ACP-4010



### 20-slot Rackmount Chassis Backplanes

#### PCE-7B19-88A1E

- 19-slot BP for 20-slot chassis
- Segments: 1
- One CPU card slot
- PCIe slot: Two x8
- PCI-X slot: Eight 64/66
- PCI slot: Eight 32/33
- Compatible with IPC chassis: IPC-623, ACP-5360 and ACP-7360



#### PCE-7B16Q-02A1E

- 16-slot BP for 20-slot chassis
- Segments: 4
- **Each segment:**
  - One CPU card slot
  - PCIe slot: One x8
  - PCI-X slot: N/A
  - PCI slot: Two 32/33
- Compatible with IPC chassis: IPC-623, ACP-5360, ACP-7360



# PICMG 1.3 Full-Size SHB Backplanes


## Mainstream Backplanes

Compatible with PCE-5000 Series System Host Board

### 1U Butterfly Backplanes


#### PCE-5B03V-01A1E

- 3-slot Butterfly BP for 1U chassis
- Segments: 1
- One CPU card slot
- PCIe slot: One x16
- PCI-X slot: N/A
- PCI slot: One 32/33
- Compatible with IPC chassis: ACP-1320, ACP-1010



#### PCE-5B03V-00A1E


- 3-slot Butterfly BP for 1U chassis
- Segments: 1
- One CPU card slot
- PCIe slot: One x16; One x4
- PCI-X slot: N/A
- PCI slot: N/A
- Compatible with IPC chassis: ACP-1320, ACP-1010



### 2U Butterfly Backplanes


#### PCE-5B06V-04A1E

- 6-slot Butterfly BP for 2U chassis
- Segments: 1
- One CPU card slot
- PCIe slot: One x16
- PCI-X slot: N/A
- PCI slot: Four 32/33
- Compatible with IPC chassis: ACP-2000EBP and IPC-602EBP



#### PCE-5B05V-30A1E

- 5-slot Butterfly BP for 2U chassis
- Segments: 1
- One CPU card slot
- PCIe slot: One x16
- PCI-X slot: Two 64/100; one 64/133
- PCI slot: N/A
- Compatible with IPC chassis: ACP-2000EBP and IPC-602EBP



#### PCE-5B06V-00A1E

- 6-slot Butterfly BP for 2U chassis
- Segments: 1
- One CPU card slot
- PCIe slot: One x16; Four x1
- PCI-X slot: N/A
- PCI slot: N/A
- Compatible with IPC chassis: ACP-2000EBP and IPC-602EBP



### 5-slot Wallmount Chassis Backplanes

#### PCE-5B05-02A1E

- 5-slot BP for 5-slot chassis
- Segments: 1
- One CPU card slot
- PCIe slot: One x16; One x4
- PCI-X slot: N/A
- PCI slot: Two
- Compatible with IPC chassis: IPC-6025



#### PCE-5B04-20A1E

- 4-slot BP for 5-slot chassis
- Segments: 1
- One CPU card slot
- PCIe slot: One x16
- PCI-X slot: Two 64/133
- PCI slot: N/A
- Compatible with IPC chassis: IPC-6025



#### PCE-5B05-04A1E

- 5-slot BP for 5-slot chassis
- Segments: 1
- One CPU card slot
- PCIe slot: N/A
- PCI-X slot: N/A
- PCI slot: Four 32/33
- Compatible with IPC-6025



### 6-slot Wallmount Chassis Backplanes

#### PCE-5B06-00A1E

- 6-slot BP for 6-slot chassis
- Segments: 1
- One CPU card slot
- PCIe slot: One x16; Four x1
- PCI-X slot: N/A
- PCI slot: N/A
- Compatible with IPC chassis: IPC-6606





## 6-slot Wallmount Chassis Backplanes


### PCE-5B06-04A1E

- 6-slot BP for 6-slot chassis
- Segments: 1
- One CPU card slot
- PCIe slot: One x16
- PCI-X slot: N/A
- PCI slot: Four 32/33
- Compatible with IPC chassis: IPC-6606



### PCE-5B06-40A1E

- 6-slot BP for 6-slot chassis
- Segments: 1
- One CPU card slot
- PCIe slot: One x16
- PCI-X slot: Four 64/100
- PCI slot: N/A
- Compatible with IPC chassis: IPC-6606



## 8-slot Wallmount Chassis Backplanes

### PCE-5B07-04A1E

- 7-slot BP for 8-slot chassis
- Segments: 1
- One CPU card slot
- PCIe slot: One x16; One x4
- PCI-X slot: N/A
- PCI slot: Four 32/33
- Compatible with IPC chassis: IPC-6608 and IPC-6908



### PCE-5B08-02A1E

- 8-slot BP for 8-slot chassis
- Segments: 1
- One CPU card slot
- PCIe slot: One x16; Four x1
- PCI-X slot: N/A
- PCI slot: Two 32/33
- Compatible with IPC chassis: IPC-6608 and IPC-6908



## 14-slot Rackmount Chassis Backplanes

### PCE-5B10-04A1E

- 10-slot BP for 14-slot chassis
- Segments: 1
- One CPU card slot
- PCIe slot: One x16; Four x1
- PCI-X slot: N/A
- PCI slot: Four 32/33
- Compatible with IPC chassis: IPC-610, IPC-611, IPC-630, ACP-4000, ACP-4320, and ACP-4360, ACP-4010



### PCE-5B12-64B1E

- 12-slot BP for 14-slot Chassis
- Segments: 1
- One CPU card slot
- PCIe slot: One x16
- PCI-X slot: Two 64/100; Four 64/66
- PCI slot: Four 32/33
- Compatible with IPC chassis: IPC-610, IPC-611, IPC-630, ACP-4000, ACP-4010, ACP-4320, and ACP-4360




### PCE-5B13-08A1E

- 13-slot BP for 14-slot chassis
- Segments: 1
- One CPU card slot
- PCIe slot: One x16; Three x1
- PCI-X slot: N/A
- PCI slot: Eight 32/33
- Compatible with IPC chassis: IPC-610, IPC-611, IPC-630, ACP-4000, ACP-4010, ACP-4320, and ACP-4360



### PCE-5B12D-04A1E

- 12-slot BP for 14-slot chassis
- Segments: 2
- Each segment:**
- One CPU card slot
- PCIe slot: One x16
- PCI-X slot: N/A
- PCI slot: Four 32/33
- Compatible with IPC chassis: ACP-4010



### PCE-5B12-07A1E

- 13-slot BP for 14-slot chassis
- Segment: 1
- One CPU card slot
- PCIe slot: One x16, Three x4
- PCI-X slot: 0
- PCI slot: Seven 32/33
- Compatible with IPC chassis: IPC-610, IPC-611, IPC-630, ACP-4000, ACP-4320, ACP-4360, ACP-4010



## 20-slot Rackmount Chassis Backplanes

### PCE-5B18-88A1E

- 18-slot BP for 20-slot chassis
- Segments: 1
- One CPU card slot
- PCIe slot: One x16
- PCI-X slot: Eight 64/66
- PCI slot: Eight 32/33
- Compatible with IPC chassis: IPC-623, ACP-5360 and ACP-7360



### PCE-5B16Q-02A1E

- 16-slot BP for 20-slot chassis
- Segments: 4
- Each segment:**
- One CPU card slot
- PCIe slot: One x16
- PCI-X slot: N/A
- PCI slot: Two 32/33
- Compatible with IPC chassis: IPC-623, ACP-5360, ACP-7360



# PCI/ISA Backplanes

## 1U Butterfly Backplanes

Compatible with IPC Chassis: ACP-1010/ACP-1320

### PCA-6103P2V-0A2E

- Segments: 1
- Slots: 2 PCI, 1 CPU
- PCI bus: 32-bit/33 MHz
- Size: 40 x 400 mm (1.57" x 15.75")
- Ordering Information: 989K610302E




## 2U Butterfly Backplanes

Compatible with IPC Chassis: ACP-2000/IPC-602


### PCA-6105P4V-0B3E

- Segments: 1
- Slots: 4 PCI, 1 PICMG
- PCI bus: 32-bit/33 MHz
- Size: 80 x 260 mm (3.15" x 10.23")
- Ordering Information: 989K610511E



### PCA-6106P3V-0B2E

- Segments: 1
- Slots: 1 ISA, 3 PCI, 2 PICMG
- PCI bus: 32-bit/33 MHz
- Size: 80 x 260 mm (3.15" x 10.23")
- Ordering Information: 989K610622E




## 5-slot PCI/ISA Backplanes

Compatible with IPC Chassis: IPC-6025

### PCA-6105P3-5A1E

- Segments: 1
- Slots: 1 ISA, 2 PCI, 1 PICMG, 1 PCI/ISA
- Size: 106.5 mm x 327.66 mm (4.19" x 12.9")
- Ordering Information: PCA-6105P3-5A1E



# 6-slot PCI/ISA Backplanes



Compatible with IPC Chassis: IPC-6806/IPC-6606/IPC-6006


## PCA-6106P4-0A2E

- Segments: 1
- Slots: 4 PCI, 2 PICMG
- Size: 142 x 270 mm (5.59" x 10.63")
- Ordering Information: PCA-6106P4-0A2E



## PCA-6106P3-0D2E

- Segments: 1
- Slots: 2 ISA, 2 PCI, 1 PICMG/PCI, 1 PICMG
- Size: 142 x 270 mm (5.59" x 10.63")
- Ordering Information: PCA-6106P3-0D2E



## PCA-6106-0B2E

- Segments: 1
- Slots: 6 ISA
- Size: 142 x 175 mm (5.59" x 6.89")
- Ordering Information: PCA-6106-0B2E



# 8-slot PCI/ISA Backplanes



Compatible with IPC Chassis: IPC-6908/IPC-6608

## PCA-6108P6-0B4E

- Segments: 1
- Slots: 1 ISA, 5 PCI, 1 PICMG/PCI, 1 PICMG
- Size: 180 x 260 mm (7.09" x 10.24")
- PCI bridge: Tsi352-66CQY
- Primary PCI: 3 slots; Secondary PCI: 3 slots
- Ordering Information: PCA-6108P6-0B4E



## PCA-6108P4-0C2E

- Segments: 1
- Slots: 3 ISA, 3 PCI, 1 PICMG/PCI, 1 PICMG
- Size: 180 x 260 mm (7.09" x 10.24")
- Ordering Information: PCA-6108P4-0C2E



## PCA-6108E-0C2E

- Segments: 1
- Slots: 8 ISA
- Size: 180 x 190 mm (7.09" x 7.48")
- Ordering Information: PCA-6108E-0C2E



## PCA-6108-0B2E

- Segments: 1
- Slots: 8 ISA
- Size: 222 x 171 mm (8.74" x 6.73")
- Only for commercial PC chassis (baby AT size)
- Ordering Information: PCA-6108-0B2E



# PCI/ISA Backplanes

## 14-slot PCI/ISA Backplanes



Compatible with IPC Chassis: ACP-4000, ACP-4010, ACP-4320, ACP-4360, IPC-510, IPC-610, IPC-611 and IPC-630

### PCA-6114P12-OB3E

- Segments: 1
- Slots: 1 ISA, 11 PCI, 1 PICMG/PCI, 1 PICMG
- Size: 315 x 300 mm (12.4" x 11.8")
- PCI bridge: Pericom PI7C8150BMAE
- Primary PCI: 3 slots;  
Secondary PCI: 9 slots
- Ordering Information: PCA-6114P12-OB3E



### PCA-6114P7-OD3E

- Segments: 1
- Slots: 4 ISA, 6 PCI, 3 PICMG, 1 PCI/ISA
- Size: 315 x 260 mm (12.4" x 10.24")
- PCI bridge: Tsi352-66CQY
- Primary PCI: 3 slots; Secondary PCI: 4 slots
- Ordering Information: PCA-6114P7-OD3E



### PCA-6114P4-OC2E

- Segments: 1
- Slots: 8 ISA, 4 PCI, 2 PICMG
- Size: 315 x 260 mm (12.4" x 10.24")
- Ordering Information: PCA-6114P4-OC2E
- When choosing to install in ACP-4320, 4360 and IPC-510 chassis, 1U cooler is required



### PCA-6113P4R-OC2E

- Segments: 1
- Slots: 7 ISA, 4 PCI, 2 PICMG
- Size: 315 x 260 mm (12.4" x 10.24")
- Ordering Information: PCA-6113P4R-OC2E



### PCA-6115-OB2E

- Segments: 1
- Slots: 15 ISA
- Size: 326 x 190 mm (12.83" x 7.48")
- Compatible with IPC-615
- Ordering Information: PCA-6115-OB2E



### PCA-6114-OB2E

- Segments: 1
- Slots: 14 ISA
- Size: 315 x 175 mm (12.4" x 6.89")
- Ordering Information: PCA-6114-OB2E




### PCA-6114P10-OB2E

- Segments: 1
- Slots: 2 ISA, 10 PCI, 2 PICMG
- Size: 315 x 260 mm (12.4" x 10.24")
- PCI bridge: Pericom PI7C8150BMAE
- Primary PCI: 3 slots;  
Secondary PCI: 7 slots
- Ordering Information: PCA-6114P10-OB2E



### PCA-6113DP4-0A2E

- Segments: 2
- Slots: 2 ISA, 7 PCI, 1 PICMG/  
PCI, 3 PICMG
- Size: 315 x 260 mm (12.4" x 10.24")
- Ordering Information: PCA-6113DP4-0A2E
- Compatible with IPC Chassis: Only for ACP-4010.



# 20-slot PCI/ISA Backplanes



Compatible with IPC Chassis : IPC-623, IPC-622, ACP-7360, ACP-5360

## PCA-6120DP4-0B2E

- Segments: 2
- Slots: 7 ISA, 6 PCI, 2 PICMG/PCI, 4 PICMG
- Size: 420 x 260 mm (16.42" x 10.24")
- Ordering Information: PCA-6120DP4-0B2E



## PCA-6116QP2-0B2E

- Segments: 4
- Slots: 1 ISA, 8 PCI, 7 PICMG
- Size: 417 x 260 mm (16.42" x 10.24")
- Ordering Information: PCA-6116QP2-0B2E



## PCA-6120P18-0A2E

- Segments: 1
- Slots: 1 ISA, 17 PCI, 1 PICMG/PCI, 1 PICMG
- Size: 417 x 260 mm (16.42" x 10.24")
- PCI bridge: Three Pericom PI7C8150BMAE
- Secondary: 6 slot/6 slot/6 slot
- Ordering Information: PCA-6120P18-0A2E



## PCA-6119P17-0B2E

- Segments: 1
- Slots: 16 PCI, 1 PICMG/PCI, 1 PICMG
- Size: 417 x 260 mm (16.42" x 10.24")
- PCI bridge: Dual Pericom PI7C8150BMAE
- Primary PCI: 2 slots; Secondary PCI: 8 slots + 7 slots
- Ordering Information: PCA-6119P17-0B2E



## PCA-6119P7-0B3E

- Segments: 1
- Slots: 10 ISA, 7 PCI, 2 PICMG
- Size: 417 x 260 mm (16.42" x 10.24")
- PCI bridge: Tsi352-66CQY
- Primary PCI: 3 slots; Secondary PCI: 4 slots
- Ordering Information: PCA-6119P7-0B3E



## PCA-6120P12-0A2E

- Segments: 1
- Slots: 7 ISA, 11 PCI, 1 PICMG/PCI, 1 PICMG
- Size: 417 x 260 mm (16.42" x 10.24")
- PCI bridge: Pericom PI7C8150BMAE
- Primary PCI: 3 slots; Secondary PCI: 9 slots
- Ordering Information: PCA-6120P12-0A2E



## PCA-6120P4-0B2E

- Segment: 1
- Slots: 14 ISA, 4 PCI, 2 PICMG
- Size: 417 x 260 mm (16.42" x 10.24")
- Ordering Information: PCA-6120P4-0B2E



## PCA-6120Q-0B2E

- Segment: 4
- Slots: 5-5-5-5 ISA
- Size: 417 x 200 mm (16.42" x 7.87")
- Ordering Information: PCA-6120Q-0B2E



# Backplanes Compatible with Half-Size SBCs

## PCI/ISA Backplanes

### PCI-7110P3S6-00A1E

- Segment: 1
- Slots: 3 PCI, 6 ISA
- Size: 185 x 240 mm (7.28" x 9.45")
- Compatible With IPC chassis: IPC-619S
- Ordering Information: PCI-7110P3S6-00A1E


Note: Used for PCI series half-size SBCs



## Pure ISA Backplanes

### PCA-6104-0C2E

- Segments: 1
- Slots: 4 ISA
- Size: 94.7 x 186 mm (3.7" x 7.3")
- Ordering Information: PCA-6104-0C2E



### PCA-6106-0B2E

- Segments: 1
- Slots: 6 ISA
- Size: 142 x 175 mm (5.59" x 6.89")
- Ordering Information: PCA-6106-0B2E



### PCA-6108E-0C2E

- Segments: 1
- Slots: 8 ISA
- Size: 180 x 190 mm (7.09" x 7.48")
- Ordering Information: PCA-6108E-0C2E



### PCA-6108-0B2E

- Segments: 1
- Slots: 8 ISA
- Size: 222 x 171 mm (8.74" x 6.73")
- Only for commercial PC chassis (baby AT size)
- Ordering Information: PCA-6108-0B2E




## Pure PCI Backplanes

Only Compatible with Half-size CPU Cards


### PCA-6104P4-0B2E

- Segments: 1
- Slots: 4 PCI
- Size: 110 x 180 mm (4.3" x 7")
- Ordering Information: PCA-6104P4-0B2E




### PCA-6105P5-0B2E

- Segments: 1
- Slots: 5 PCI
- Size: 143 x 155 mm (5.6" x 6")
- Compatible with IPC chassis: IPC-6806S, IPC-6606, IPC-6006S
- Ordering Information: PCA-6105P5-0B2E






### PCA-6108P8-0A2E

- Segments: 1
- Slots: 8 PCI
- Size: 182 x 185 mm (7.2" x 7.3")
- Compatible With IPC Chassis: IPC-6608, IPC-6908
- Ordering Information: PCA-6108P8-0A2E



# Industrial Motherboards



<b>Selection Guide</b>		<b>6-2</b>
<b>Riser Cards</b>		<b>6-7</b>
<b>Mini-ITX Motherboards</b>		
<b>AIMB-210</b>	Intel Atom Processor Mini-ITX with VGA/LVDS, 6 COM, and Dual LAN	<b>6-8</b>
<b>AIMB-212</b>	Intel Atom N450/D510 Mini-ITX with VGA/LVDS, 6 COM, and Dual LAN	<b>6-10</b>
<b>AIMB-213</b>	Intel Atom N455/D525 Mini-ITX with VGA/DVI/LVDS, 6 COM, and Dual LAN	<b>6-12</b>
<b>AIMB-221</b>	AMD Turion and Sempron Mini-ITX with VGA/LVDS/HDMI, 6 COM, and Dual LAN Port	<b>6-14</b>
<b>AIMB-222</b>	AMD Mobile Athlon II Neo/Turion II Neo Mini-ITX with VGA/LVDS/HDMI/DVI, 4 COM and Dual LAN	<b>6-16</b>
<b>AIMB-223</b>	AMD Mobile eOntario Mini-ITX with VGA/LVDS/HDMI, 6 COM and Dual LAN	<b>6-18</b>
<b>AIMB-252</b>	Intel Pentium M/Celeron M Mini-ITX with Dual LVDS, 5 COM, and Dual LAN	<b>6-20</b>
<b>AIMB-256</b>	Intel Core 2 Duo Mini-ITX with VGA/DVI/LVDS, 4 COM and Dual LAN	<b>6-22</b>
<b>AIMB-258</b>	Intel Core 2 Duo Mini-ITX with VGA/DVI/LVDS, 6 COM, and Dual LAN	<b>6-24</b>
<b>AIMB-262</b>	LGA775 Intel Core 2 Duo Mini-ITX with VGA, 4 COM, and LAN	<b>6-26</b>
<b>AIMB-270</b>	Intel Core i7/i5/Celeron Mini-ITX with VGA/2DVI/LVDS, 6 COM, Dual LAN, PCIe x16	<b>6-28</b>
<b>AIMB-272</b>	Intel Core i7/i5/i3/Celeron Mini-ITX with VGA/DVI/HDMI/LVDS, 6 COM, Dual LAN, PCIe x16	<b>6-30</b>
<b>AIMB-280</b>	Intel Core i7/i5/i3/Pentium Mini-ITX with VGA/DVI, 2 COM, Dual LAN, PCIe x16	<b>6-32</b>
<b>MicroATX Motherboards</b>		
<b>AIMB-562 KIOSK</b>	LGA775 Intel Core 2 Duo MicroATX with Dual VGA/LVDS, 10 COM, and LAN	<b>6-34</b>
<b>AIMB-564</b>	LGA775 Intel Core 2 Quad/Core 2 Duo MicroATX with VGA, PCIe, SW RAID, and LAN	<b>6-36</b>
<b>AIMB-566</b>	LGA775 Intel Core 2 Quad/Core 2 Duo MicroATX with VGA/DVI, 2 COM, and LAN	<b>6-38</b>
<b>AIMB-567</b>	LGA775 Intel Core 2 Quad MicroATX with Dual VGA/DVI, 4 COM, Dual LAN	<b>6-40</b>
<b>AIMB-580</b>	LGA1156 Intel Core i7/i5/i3/Pentium MicroATX with VGA/DVI, 4 COM, Dual LAN	<b>6-42</b>
<b>AIMB-581</b>	LGA1155 Intel Core i7/i5/i3 MicroATX with VGA/DVI/LVDS, 4 COM, and Dual LAN	<b>6-44</b>
<b>ATX Motherboards</b>		
<b>AIMB-763</b>	LGA775 Intel Core 2 Duo/Pentium 4 ATX with VGA, 4 COM, SW RAID, and Dual LAN	<b>6-46</b>
<b>AIMB-766</b>	LGA775 Intel Core 2 Quad/Core 2 Duo ATX with VGA, 4 COM, and Dual LAN	<b>6-48</b>
<b>AIMB-767</b>	LGA775 Intel Core 2 Quad ATX with Dual VGA/DVI, 4 COM, Dual LAN	<b>6-50</b>
<b>AIMB-769</b>	LGA775 Intel Core 2 Quad ATX with VGA, 2 COM, Single LAN	<b>6-52</b>
<b>AIMB-780</b>	LGA1156 Intel Core i7/i5/i3/Pentium/Xeon ATX with DVI/VGA, 4 COM, Dual LAN, DDR3	<b>6-54</b>
<b>AIMB-781</b>	LGA1155 Intel Core i7/i5/i3 LGA1155 ATX with DVI/VGA, Dual Gigabit LAN, DDR3, SATA III	<b>6-56</b>

To view all of Advantech's Industrial Motherboards, please visit [www.advantech.com/products](http://www.advantech.com/products).

# Mini-ITX Motherboards

NEW

NEW




## Selection Guide

Model Name	AIMB-210	AIMB-212	AIMB-213	AIMB-221	AIMB-222	
Form Factor	Mini-ITX	Mini-ITX	Mini-ITX	Mini-ITX	Mini-ITX	
Processor System	CPU	Intel Atom N270	Intel Atom N450/D510	Intel Atom N455/D525	AMD Turion TL-62/AMD Sempron 3700+	AMD Mobile Athlon™ II Neo/Turion™ II Neo
	Socket	FCBGA	FCBGA	FCBGA	S1g1 Socket	FCBGA
	Max. Speed	1.6 GHz	1.66 GHz	1.66/1.8 GHz	2.1 GHz/2.0 GHz	2.2 GHz
	Front Side Bus	533 MHz	-	-	800 MHz/800 MHz	800 MHz
	L2 Cache	512 KB	512 KB/1 MB	512 KB/1 MB	1 MB/512 KB	2 MB
	Chipset	Intel 945GSE + ICH7M	Intel ICH8M	Intel ICH8M	AMD M690E + SB600	AMD RS785E + SB820
	BIOS	Award 16 Mbit, SPI	AMI 16 Mbit, SPI	AMI 16 Mbit, SPI	Award 4 Mbit, FWH	AMI 16 Mbit, SPI
Expansion Slot	PCI	1	1	1	-	
	MINI PCI	-	-	-	1	
	PCIe	-	Mini-PCIe, 1 slot	Mini-PCIe, 1 slot	-	Mini-PCIe, 1 slot PCIe x16, 1 slot
	Memory	Technology	Single channel DDR2 533 MHz	Single channel DDR2 667 MHz	Single channel DDR3 800 MHz	Dual channel DDR2 533/667/800 MHz
Max. Capacity	2 GB	2 GB	2/4 GB	4 GB	4 GB	
Socket	1 x 200-pin SODIMM	1 x 200-pin SODIMM	2 x 204-pin SODIMM	2 x 200-pin SODIMM	2 x 204-pin SODIMM	
Graphics	Controller	Intel GMA 950	Embedded Gen3.5+ GFX Core, 200/400-MHz render clock frequency for N450/D510	Embedded Gen3.5+ GFX Core, 200/400-MHz render clock frequency for N455/D525	Integrated ATI Radeon X1250 based GFX Engine	Integrated ATI Radeon HD4200 serial
	VRAM	Shared system memory up to 224 MB	Shared system memory up to 224 MB SDRAM	Shared system memory up to 224 MB SDRAM	Shared system memory up to 512 MB	Shared system memory up to 128 MB SDRAM
	LCD	LVDS1: Dual channel 36-bit LVDS LVDS2: Dual channel 48-bit LVDS (F Version)	Supports 18-bit single channel	Supports 18/24-bit single channel	Dual channel 36/48-bit LVDS	Dual channel 36/48-bit LVDS
	TV-Out	1	-	-	-	-
	HDMI	-	-	-	1	1
	DVI	-	-	1	-	1
	Dual Display	CRT + LVDS, CRT + TV-Out, LVDS + TV-Out	CRT + LVDS, supports extended mode and clone mode	CRT + LVDS, CRT + DVI, supports extended mode and clone mode	CRT + LVDS; CRT + HDMI; HDMI + LVDS	CRT + LVDS; CRT + HDMI; CRT+DVI; HDMI + LVDS; LVDS + DVI
Ethernet	Interface	10/100/1000 Mbps	10/100/1000 Mbps	10/100/1000 Mbps	10/100/1000 Mbps	10/100/1000 Mbps
	Controller	Dual Realtek RTL8111C	LAN1: Intel 82567V, LAN2: Intel 82583V	LAN1: Intel 82567V, LAN2: Intel 82583V	Dual Realtek RTL8111C	Dual Realtek RTL8111DL
	Connector	RJ-45 x 2	RJ-45 x 2	RJ-45 x 2	RJ-45 x 2	RJ-45 x 2
TPM	Yes (F Version)	-	Optional	Optional	-	
SATA	Max Data Transfer Rate	300 MB/s	300 MB/s	300 MB/s	300 MB/s	300 MB/s
	Channel	2	2	3	4 (SW RAID 0, 1)	2
EIDE	Mode	EIDE (Ultra DMA 100)	-	-	EIDE (Ultra DMA 133)	-
	Channel	1	-	-	1	-
Rear I/O	VGA/DVI/HDMI	1/-/-	1/-/-	1/1/-	1/-/1	1/1/1
	Ethernet	2	2	2	2	2
	USB	4	4	4	4	4
	Audio	Mic-in, Line-in, Line-out	Mic-in, Line-in, Line-out	Mic-in, Line-in, Line-out	Mic-in, Line-in, Line-out	Mic-in, Line-in, Line-out
	Parallel	-	-	-	-	-
	Serial	3 (2 x RS-232; 1 x RS-232/422/485)	3 (2 x RS-232; 1 x RS-232/422/485)	2 (1 x RS-232; 1 x RS-232/422/485)	2 (1 x RS-232; 1 x RS-232/422/485)	2 (RS-232)
Internal Connector	PS/2	2	-	-	2	2
	LVDS & Inverter	1	1	1	1	1
	TV-Out	1	-	-	-	-
	DVI	-	-	1	-	1
	USB	4	4	4	4	4
	Serial	3 (RS-232)	3 (RS-232)	4 (1 x RS-232, supplies 5 V & 12 V)	4 (RS-232)	2 (2 x RS-232)
	Parallel	1	-	-	1	-
	IDE	1	-	-	1	-
SATA	2	2	3	4	2	
CompactFlash	1	1	1	1	1	
Watchdog Timer	GPIO	16-bit GPIO	8-bit GPIO	8-bit GPIO	8-bit GPIO	8-bit GPIO
	Output	System reset	System reset	System reset	System reset	System reset
	Interval	Programmable, 1 ~ 255 sec/min	Programmable, 1 ~ 255 sec/min	Programmable, 1 ~ 255 sec/min	Programmable, 1 ~ 255 sec/min	Programmable, 1 ~ 255 sec/min
Page	6-8	6-10	6-12	6-14	6-16	



**NEW**



**NEW**

AIMB-223	AIMB-252	AIMB-256	AIMB-258	AIMB-262	AIMB-270	AIMB-272	AIMB-280
Mini-ITX	Mini-ITX	Mini-ITX	Mini-ITX	Mini-ITX	Mini-ITX	Mini-ITX	Mini-ITX
AMD G-series Dual Core/single core processor	Intel Pentium M/ Celeron M	Intel Core 2 Duo/ Celeron M	Intel Core 2 Duo/ Celeron M	Intel Core 2 Duo/ Pentium 4/ Pentium Dual-Core/Celeron D	Intel Core i7/i5/i3/ Pentium	Intel Core i7/i5/i3/ Celeron	Intel Core i7/i5/i3/ Pentium
FCBGA	µFC-PGA 478 Socket/ CPU on board	µFC-PGA 478 Socket/ CPU on board	µFC-PGA 478 Socket	LGA775	µFC-PGA 989 Socket	µFC-PGA 988 Socket	LGA1156
1.65 GHz/1.0 GHz	2.0 GHz/1.5 GHz	2.2 GHz/2.0 GHz	2.53 GHz/2 GHz	2.66 GHz/3.8 GHz/2.2 GHz/ 2.0 GHz	2.66 GHz/2.4 GHz/1.86 GHz	2.1 GHz/2.5 GHz/2.2GHz/1.6 GHz	2.8 GHz/2.66 GHz/3.33 GHz/3.06 GHz/2.8 GHz
-	533 MHz/400 MHz	800 MHz/533 MHz	1066 MHz/ 667 MHz	1066 MHz/800 MHz/533 MHz	-	-	-
512 KB/1 MB	2 MB/1 MB	4 MB/1 MB	6 MB/1 MB	3 MB/2 MB/1 MB/512 KB	4 MB/3 MB/2 MB	6 MB/3 MB/3MB/2 MB	8 MB/4 MB/ 3 MB
AMD eOntario + A55E	Intel 915GME/910GMLE + ICH6M	Intel GME965 + ICH8M	Intel GM45 + ICH9M	Intel 945GC + ICH7	Intel QM57	Intel QM67/HM65	Intel Q57
AMI 16 Mbit, SPI	Award 4 Mbit, FWH	AMI 16 Mbit, SPI	AMI 16 Mbit, SPI	Award 16 Mbit, SPI	AMI EFI 64 Mbit, SPI	AMI EFI 64 Mbit, SPI	AMI 64 Mbit, SPI
1	1	1	-	-	-	-	-
-	-	-	-	-	-	-	-
Mini-PCIe, 1 slot PCIe x1, 1 slot	-	-	PCIe x16, 1 slot	PCIe x16, 1 slot	Mini-PCIe, 1 slot, PCIe x16, 1 slot	Mini-PCIe, 1 slot, PCIe x16, 1 slot	PCIe x16, 1 slot
Single channel DDR3 1333 MHz	Dual channel DDR2 400/533 MHz	Dual channel DDR2 533/667 MHz	Dual channel DDR3 800/1066 MHz	Dual channel DDR2 533/667 MHz	Dual channel DDR3 800/1066/1333 MHz	Dual channel DDR3 1066/1333 MHz	DDR3 800/1066/1333 MHz
2 GB	2 GB	4 GB	4 GB	2 GB	8 GB	8 GB	4 GB
1 x 204-pin SODIMM	2 x 240-pin DIMM	2 x 200-pin SODIMM	2 x 204-pin SODIMM	2 x 200-pin SODIMM	2x 204-pin SODIMM	2x 204-pin SODIMM	1 x 240-pin DIMM
Integrated ATI Radeon RV7x0	Intel GMA 900	Intel GMA X3100	Intel GMA X4500	Intel GMA 950	Intel HD Graphics	Intel HD Graphics	Intel HD Graphics
-	Shared system memory up to 128 MB	Shared system memory up to 384 MB	Shared system memory up to 384 MB	Shared system memory up to 224 MB	1 GB maximum shared memory with 2 GB and above system memory installed	1 GB maximum shared memory with 2 GB and above system memory installed	1 GB maximum shared memory with 2 GB and above system memory installed
Dual channel 36/48-bit LVDS	LVDS 1: Dual channel 36-bit LVDS LVDS 2: Dual channel 48-bit LVDS	Dual channel 36/48-bit LVDS	Dual channel 36/48-bit LVDS	-	Dual channel 36/48-bit LVDS	Dual channel 36/48-bit LVDS	-
-	-	-	-	-	-	-	-
1	-	-	1	-	1	1	1
-	-	1	-	-	-	-	-
CRT + LVDS; CRT + HDMI; HDMI + LVDS	CRT + LVDS; Dual LVDS	CRT + LVDS; DVI + LVDS; CRT + DVI	CRT + LVDS; DVI + LVDS; CRT + DVI	-	CRT+LVDS, CRT+DVI, LVDS+DVI	CRT+LVDS, CRT+DVI, LVDS+DVI, HDMI+LVDS, HDMI+CRT, HDMI+DVI	CRT+DVI
10/100/1000 Mbps	10/100/1000 Mbps	10/100/1000 Mbps	10/100/1000 Mbps	10/100/1000 Mbps	10/100/1000 Mbps	10/100/1000 Mbps	10/100/1000 Mbps
Dual Realtek RTL8111DL	Dual Realtek RTL8111C	Dual Realtek RTL8111B	Dual Realtek RTL8111C	Realtek RTL8111C	LAN1: Intel 82577LM, LAN2: Intel 82583V	LAN1: Intel 82579LM, LAN2: Intel 82583V	LAN1: Intel 82578DM, LAN2: Intel 82583V
RJ-45 x 2	RJ-45 x 2	RJ-45 x 2	RJ-45 x 2	RJ-45 x 1	RJ-45 x 2	RJ-45 x 2	RJ-45 x 2
-	-	Optional	iTPM 2.0	-	-	Optional	-
600MB/s	150 MB/s	300 MB/s	300 MB/s	300 MB/s	300 MB/s	600 MB/s, 300 MB/s	300 MB/s
4	2	3	2	2	4	2, 4	4
-	EIDE (Ultra DMA 100)	EIDE (Ultra DMA 100)	-	-	-	-	-
1	1	1	-	-	-	-	-
1/-/1	1/-	1/1/-	1/1/-	1/-	1/1/-	1/-/1	1/1/-
2	2	2	2	1	2	2	2
4	4	4	4	4	4	4	4
Mic-in, Line-in, Line-out	Mic-in, Line-in, Line-out	Mic-in, Line-in, Line-out	Mic-in, Line-in, Line-out	Mic-in, Line-in, Line-out	Mic-in, Line-in, Line-out	Mic-in, Line-in, Line-out	Mic-in, Line-in, Line-out
-	1	-	-	-	-	-	-
2 (RS-232)	1 (RS-232/422/485)	2 (RS-232, supply 5 V & 12 V)	2 (1 x RS-232; 1 x RS-232/422/485)	2 (1 x RS-232; 1 x RS-232/422/485)	2 (RS-232)	2 (RS-232)	2 (RS-232)
1	2	2	2	2	2	2	2
1	2	1	1	-	1	1	-
-	-	-	-	-	-	-	-
-	-	-	-	-	1	1	-
4	4	6	4	2	4	4	4
4 (3 x RS-232; 1 x RS-232/422/485)	4 (RS-232)	2 (2 x RS-232, supplies 5 V & 12 V)	4 (RS-232)	2 (RS-232)	4 (RS-232)	4 (RS-232)	-
-	-	-	-	1	-	-	-
-	1	1	-	-	-	-	-
4	2	3	2	2	4	4	4
1	1	1	1	-	-	Cfast x 1	-
8-bit GPIO	16-bit GPIO	8-bit GPIO	16-bit GPIO	-	8-bit GPIO	8-bit GPIO	-
System reset	System reset	System reset	System reset	System reset	System reset	System reset	System reset
Programmable, 1 ~ 255 sec/min	Programmable, 1 ~ 255 sec/min	Programmable, 1 ~ 255 sec/min	Programmable, 1 ~ 255 sec/min	Programmable, 1~255 sec/min	Programmable 1 ~ 255 sec/min	Programmable 1 ~ 255 sec/min	Programmable 1 ~ 255 sec/min
6-18	6-20	6-22	6-24	6-26	6-28	6-30	6-32


- Server-grade IPCs 1
- Embedded IPCs 2
- Pre-configured Systems 3
- Industrial Computer Chassis 4
- Slot SBC & Passive Backplanes 5
- Industrial Motherboards 6
- Industrial Computer Peripherals 7

# MicroATX Motherboards



## Selection Guide

Model Name		AIMB-562 KIOSK	AIMB-564	AIMB-566
Form Factor		MicroATX	MicroATX	MicroATX
Processor System	CPU	Intel Core 2 Duo/Pentium 4/Pentium Dual-Core/Celeron	Intel Core 2 Quad/Core 2 Duo/Pentium Dual-Core/Celeron	Intel Core 2 Quad/Core 2 Duo/Pentium Dual-Core/Celeron
	Socket	LGA775	LGA775	LGA775
	Max. Speed	2.8/3.4/2.2/2.0 GHz	2.66/2.8/2.2/3.2 GHz	2.66/3.16/2.6/2.0 GHz
	Front Side Bus	1066/800/533 MHz	1066/800/533 MHz	1333/1066/800 MHz
	L2 Cache	4 MB/2 MB/1 MB/512 KB	8 MB/3 MB/1 MB/512 KB	6 MB/6 MB/2 MB/512 KB
	Chipset	Intel 945GC + ICH7	Intel Q965 + ICH8 DO	Intel Q35 + ICH9 DO
	BIOS	Award 16 Mbit, SPI	AMI 16 Mbit, SPI	AMI 32 Mbit, SPI
Expansion Slot	PCI	2	2	1
	PCIe x16	-	1	-
	PCIe x4	-	1	1
	PCIe x1	1	-	-
Memory	Technology	Dual channel DDR2 533/667 MHz SDRAM	Dual channel DDR2 533/667/800 MHz SDRAM	Dual channel DDR2 667/800 MHz SDRAM
	Max. Capacity	4 GB	8 GB	8 GB
	Socket	2 x 240-pin DIMM	4 x 240-pin DIMM	4 x 240-pin DIMM
Graphics	Controller	Intel GMA 950	Intel GMA 3000	Intel GMA 3100
	VRAM	Shared system memory up to 224 MB	Shared system memory up to 256 MB	Shared system memory up to 384 MB
	LCD	Dual channel 48-bit LVDS	-	-
	DVI-D	-	-	1
	Dual Display	CRT+LVDS, CRT+CRT	-	CRT+DVI
Ethernet	Interface	10/100/1000 Mbps	10/100/1000 Mbps	10/100/1000 Mbps
	Controller	Realtek RTL8111C	Intel 82566DM	Intel 82566DM
	Connector	RJ-45 x 1	RJ-45 x 1	RJ-45 x 1
TPM		-	-	-
SATA	Max Data Transfer Rate	300 MB/s	300 MB/s	300 MB/s
	Channel	2	7 (SW RAID)	6 (SW RAID)
EIDE	Mode	ATA 100/66/33	ATA 100/66/33	ATA 100/66/33
	Channel	1	1	1
SSD	CompactFlash	-	-	-
I/O Interface	VGA	2	1	1
	USB	8	10	12
	Serial	10 (8 x RS-232; 2 x RS-232/422/485)	1 (RS-232)	2 (RS-232)
	Parallel	1	1	-
	FDD	-	1	1
	PS/2	2	2	2
	Ethernet (GbE)	1	1	1
	eSATA	-	1	-
	IEEE 1394	-	2 (1 x external & 1 x onboard)	-
	Audio	Mic-in, Line-out	Line-in, Line-out, Mic-in, CD-in, 6 jacks	Mic-in, Line-out
	GPIO	16-bit	-	-
Watchdog Timer	Output	System reset	System reset	System reset
	Interval	Programmable, 1 ~ 255 sec/min	Programmable, 1 ~ 255 sec/min	Programmable, 1 ~ 255 sec/min
Page		6-34	6-36	6-38



**NEW**

- Server-grade IPCs **1**
- Embedded IPCs **2**
- Pre-configured Systems **3**
- Industrial Computer Chassis **4**
- Slot SBC & Passive Backplanes **5**
- Industrial Motherboards 6**
- Industrial Computer Peripherals **7**

AIMB-567	AKMB-G41M	AIMB-580	AIMB-581
MicroATX	MicroATX	MicroATX	MicroATX
Intel Core 2 Quad/Core 2Duo/ Pentium Dual-Core/Celeron	Intel Core 2 Quad/Core 2Duo/ Pentium Dual-Core/Celeron	Intel Core i7/i5/i3/Pentium	Intel Core i7/i5/i3/Pentium
LGA775	LGA775	LGA1156	LGA1155
2.66/3.16/2.6/2.0 GHz	2.66/3.16/2.6/2.0 GHz	2.93 GHz/2.66 GHz/3.3 GHz/3.06 GHz/2.8 GHz	3.4 GHz/3.1 GHz/3.3 GHz
1333/1066/800 MHz	1333/1066/800 MHz	-	-
6 MB/6MB/6 MB/512 KB	6 MB/6 MB/2 MB/512 KB	8 MB/8 MB/4 MB/4 MB/3 MB	8 MB/6MB/3 MB
Intel G41 + ICH7R/ICH7	Intel G41 + ICH7	Intel Q57/3450	Intel Q67/B65/C206
AMI 16 Mbit, SPI	AMI 8 Mbit, SPI	AMI 64 Mbit, SPI	AMI 64 Mbit, SPI
2	2	2	2
1	1	1	1
1(G2)	0	1	1
1(VG)	1	-	-
Dual channel DDR3 800/1066 MHz SDRAM	Dual channel DDR3 800/1066 MHz SDRAM	Dual channel DDR3 800/1066/1333 MHz SDRAM	Dual channel DDR3 1066/1333 MHz SDRAM
4 GB	4 GB	16 GB	16 GB
4 x 240-pin DIMM	2 x 240-pin DIMM	4 x 240-pin DIMM	4 x 240-pin DIMM
Intel GMA X4500	Intel GMA X4500	Intel HD Graphics	Intel HD Graphics
Shared system memory up to 352 MB	Shared system memory up to 352 MB	1 GB maximum shared memory with 2 GB and above system memory installed	1 GB maximum shared memory with 2 GB and above system memory installed
-	-	-	Dual channel 48-bit LVDS
1	-	1	1
CRT+DVI	-	CRT+DVI	CRT+LVDS, CRT+DVI, LVDS+DVI
10/100/1000 Mbps	10/100/1000 Mbps	10/100/1000 Mbps	10/100/1000 Mbps
Intel 82583V Intel 82583V	Realtek RTL8111DL	Intel 82578DM Intel 82583V	Intel 82579LM Intel 82583V
RJ-45 x2	RJ-45 x 1	RJ-45 x2	RJ-45 x2
-	-	Optional	Optional
300 MB/s	300 MB/s	300 MB/s	300 MB/s 600 MB/s
4 (SW RAID)	4	6 (SW RAID)	4 (SW RAID) / 2
ATA 100/66/33	ATA 100/66/33	-	-
1	1	-	-
-	-	-	-
1	1	1	1
8	8	10	10 (USB 2.0) 2 (USB 3.0)
4 (3 x RS-232, 1 x RS-232/422/485)	6 (RS-232)	4 (3 x RS-232, 1 x RS-232/422/485)	4 (3 x RS-232, 1 x RS-232/422/485)
1	-	1	1
-	-	1	-
2	2	2	2
2	1	2	2
-	-	-	-
-	-	-	-
Mic-in, Line-out	Line-in, Line-out, Mic-in, CD-in, 6 jacks	Mic-in, Line-out	Mic-in, Line-out
8-bit	-	-	8-bit
System reset	System reset	System reset	System reset
Programmable 1 ~ 255 sec/min	Programmable, 1 ~ 255 sec/min	Programmable 1 ~ 255 sec/min	Programmable 1 ~ 255 sec/min
6-40	-	6-42	6-44

# ATX Motherboards

NEW


NEW

NEW



Model Name		AIMB-763	AIMB-766	AIMB-767	AIMB-769	AIMB-780	AIMB-781
Processor System	CPU	Intel Core 2 Duo/Pentium 4/Celeron D	Intel Core 2 Quad/Core 2 Duo/Pentium dual-core/Celeron	Intel Core 2 Quad/Core 2 Duo/Pentium dual-core/Celeron	Intel Core 2 Quad/Core 2 Duo/Pentium dual-core/Celeron	Intel Core i7/i5/i3/Pentium/Xeon	Intel Core i7/i5/i3
	Socket	LGA775	LGA775	LGA775	LGA775	LGA1156	LGA1155
	Max. Speed	2.66 GHz/ 3.8 GHz/ 3.06 GHz	2.66 GHz/ 3 GHz/ 2.6 GHz/ 2.2 GHz	2.66 GHz/ 3 GHz/ 2.6 GHz/ 2.2 GHz	2.66 GHz/ 3 GHz/ 2.6 GHz/ 2.2 GHz	2.93 GHz/ 2.93 GHz/ 3.60 GHz/3.06 GHz/ 2.8 GHz	3.4 GHz/ 3.1 GHz/ 3.3 GHz
	Front Side Bus	1066/800/533 MHz	1333/1066/800 MHz	1333/1066/800 MHz	1333/1066/800 MHz	-	-
	Cache	L2: 2 MB/ 2 MB/ 2 MB/ 512 KB	L2: 6 MB/ 6 MB/ 2 MB/ 512 KB	L2: 12 MB/ 6 MB/ 8 MB/ 512 KB	L2: 12 MB/ 6 MB/ 8 MB/ 512 KB	L3: 8 MB/ 4 MB/ 4 MB/ 3 MB/ 8 MB	L3: 8 MB/ 6 MB/ 3 MB
	Chipset	Intel 945G + ICH7R	Intel Q35 + ICH9 DO	Intel G41 + ICH7R	Intel G41 + ICH7	Q57 for QG2 version; 3450 for WG2 version	Q67/B65
	BIOS	Award 8 Mbit, FWH	AMI 32 Mbit, SPI	AMI 16 Mbit, SPI	AMI 16 Mbit, SPI	AMI 64 Mbit SPI	AMI 64 Mbit SPI
Expansion Slot	PCI	5	4	5	5	4	4
	PCIe x16	1	1	1	1	1 (Gen2)	1 (Gen2)
	PCIe x1	1	2	-	1	1	1 (Gen2)
	PCIe x4	-	-	1	-	1	1 (Gen2)
Memory	Technology	Dual channel DDR2 533/667 MHz	Dual Channel DDR2 667/ 800 MHz	Dual channel DDR3 800/1066 MHz	Dual channel DDR3 800/1066 MHz	Dual Channel DDR3 800/1066/1333 MHz	Dual Channel DDR3 1066/1333
	Max. Capacity	4 GB	8 GB	4 GB	4 GB	16 GB	16 GB
	Socket	4 x 240-pin DIMM	4 x 240-pin DIMM	2 x 240-pin DIMM	2 x 240-pin DIMM	4 x 240-pin DIMM	4 x 240-pin DIMM
Graphics	Controller	Intel GMA 950	Intel GMA 3100	Intel GMA X4500	Intel GMA X4500	Intel HD Graphics	Intel HD Graphics
	VRAM	Shared system memory up to 224 MB	Shared system memory up to 384 MB	Shared system memory up to 352 MB	Shared system memory up to 352 MB	Shared system memory up to 1 GB	Shared system memory up to 1 GB
Ethernet	Interface	10/100/1000 Mbps	10/100/1000 Mbps	10/100/1000 Mbps	10/100/1000 Mbps	10/100/1000 Mbps	10/100/1000 Mbps
	Controller	Dual Intel 82573L	GbE LAN1: 82566DM GbE LAN2: 82573L	Dual Intel 82583V	GbE LAN: Realtek RTL8111DL	GbE LAN1: Intel 82578DM, GbE LAN2: Intel 82583V	GbE LAN1: Intel 82579LM, GbE LAN2: Intel 82583V
SATA	Max. Data Transfer Rate	300 MB/s	300 MB/s	300 MB/s	300 MB/s	300 MB/s	600 MB/s; 300 MB/s
	Channel	4 (SW RAID)	6 (SW RAID)	4 (SW RAID)	4	6 (SW RAID)	6 (SW RAID)
EIDE	Mode	ATA 100/66/33	ATA 100/66/33	-	-	-	-
	Channel	1	1	-	-	-	-
I/O Interface	VGA	1	1	1	1	1	1
	DVI	-	-	1	-	1	1 for QG2 version
	USB	8	12	8	8	14	14 for QG2 version; 12 for QVG version
	Serial	4	4	4	2	4	6 for QG2 version
	Parallel	1	1	1	-	1	1
	FDD	1	1	1	1	1	-
	PS/2	2 (1 x keyboard and 1 x mouse)	2 (1 x keyboard and 1 x mouse)	2 (1 x keyboard and 1 x mouse)	2 (1 x keyboard and 1 x mouse)	2 (1 x keyboard and 1 x mouse)	2 (1 x keyboard and 1 x mouse)
	Ethernet (GbE)	2	2	2	1	2	2
	Audio	Mic-in, Line-in, Line-out	Mic-in, Line-out	Mic-in, Line-out	Mic-in, Line-out	Mic-in, Line-out	Mic-in, Line-out
	Watchdog Timer	Output	System reset	System reset	System reset	System reset	System reset
Interval		Programmable, 1 ~ 255 sec/min	Programmable, 1 ~ 255 sec/min	Programmable, 1 ~ 255 sec/min	Programmable, 1 ~ 255 sec/min	Programmable, 1 ~ 255 sec/min	Programmable, 1 ~ 255 sec/min
Page		6-46	6-48	6-50	6-52	6-54	6-56

# Riser Cards



## Selection Guide

Model Name		AIMB-RP10P-01A1E	AIMB-RP30P-03A1E	AIMB-RP3PF-21A1E	AIMB-RP3P8-12A1E
Interface		PCI	PCI	PCIe x16 / PCI	PCIe x16 / PCI
Expansion Slots		1 PCI	3 PCI	1 PCIe x16 + 2 PCI	2 PCIe x8 + 1 PCI
Chassis	1U	Yes	-	-	-
	2U	-	Yes	Yes	Yes
ATX	AIMB-780	Yes	Yes	Yes	Yes
	AIMB-767	Yes	Yes	Yes	-
	AIMB-766	Yes	Yes	Yes	-
	AIMB-763	-	-	Yes	-
MicroATX	AIMB-581	Yes	Yes	Yes	Yes
	AIMB-580	Yes	Yes	Yes	Yes
	AIMB-566	Yes	Yes	-	-
	AIMB-564	-	-	Yes	-
	AIMB-562	-	-	Yes	-



## Selection Guide

Model Name		AIMB-R4104-01A1E	AIMB-R430P-03A2E	AIMB-R4301-03A1E	AIMB-R431F-21A1E	AIMB-R43PF-21A1E
Interface		PCIe x4	PCIe x4	PCIe x4	PCIe x16 / PCIe x4	PCIe x16 / PCIe x4
Expansion Slots		1 PCIe x4	3 PCI	3 PCIe x1	1 PCIe x16 + 2 PCIe x1	1 PCIe x8 + 2 PCI
Chassis	1U	Yes	-	-	-	-
	2U	-	Yes	Yes	Yes	Yes
ATX	AIMB-781	Yes	Yes	Yes	-	-
	AIMB-769	Yes	Yes	△	-	-
	AIMB-764	Yes	Yes	Yes	Yes	Yes
	AIMB-762	Yes	Yes	△	△	Yes
Micro ATX	AIMB-562 KIOSK	-	Yes	-	-	-
	AIMB-556	Yes	Yes	Yes	Yes	Yes
	AIMB-554	Yes	Yes	△	△	Yes

Yes: Fully compatible

△: Only one PCIe x1 connector works (bottom slot).

Server-grade  
IPCs 1

Embedded  
IPCs 2

Pre-configured  
Systems 3

Industrial  
Computer  
Chassis 4


Slot SBC &  
Passive  
Backplanes 5

Industrial  
Motherboards 6

Industrial  
Computer  
Peripherals 7


# AIMB-210

## Intel® Atom™ Processor Mini-ITX with VGA/LVDS, 6 COM, and Dual LAN



### Features

- Intel® Atom™ Mini-ITX motherboard supports N270 1.6 GHz processor
- One 200-pin SODIMM up to 2 GB DDR2 533 MHz SDRAM
- Supports dual display for VGA, LVDS, and TV-Out
- Built with 6 serial ports, 8 USB ports, CF, 2 LAN ports and TPM1.2 (optional)
- Supports embedded software APIs and utilities

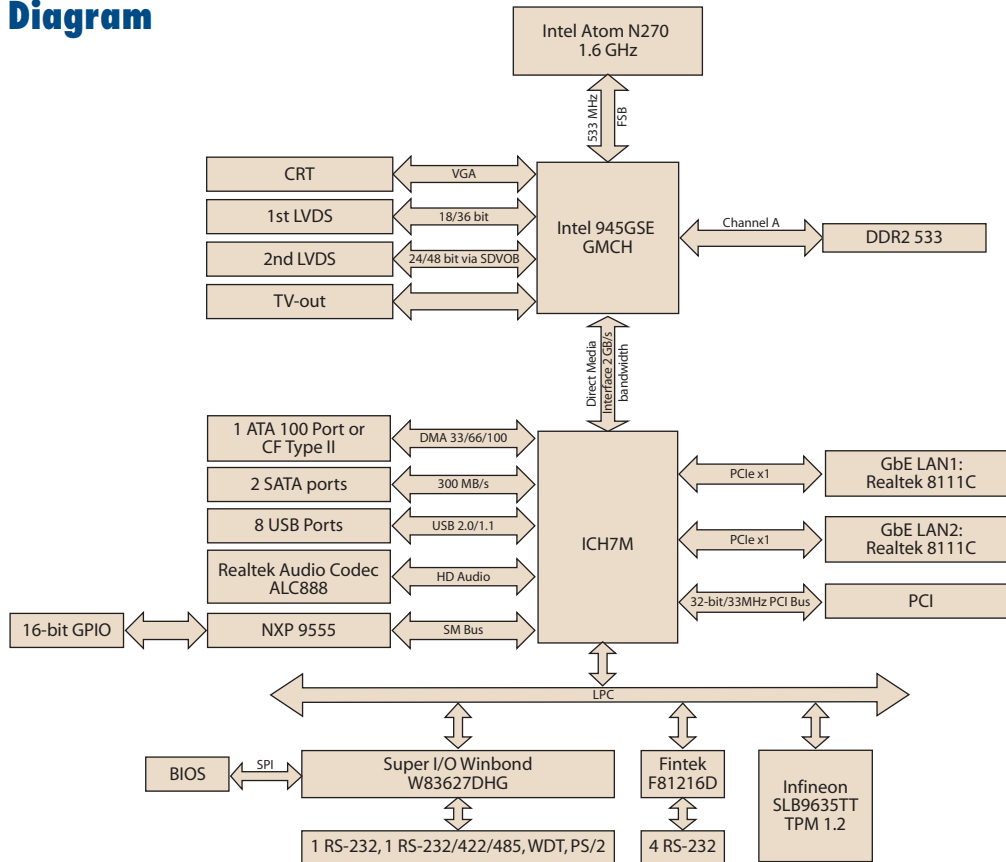


### Specifications

Processor System	CPU (45 nm)	Intel Atom N270			
	Max. Speed	1.6 GHz			
	Front Side Bus	533 MHz			
	L2 Cache	512 KB			
	Chipset	Intel 945GSE + ICH7M			
	BIOS	Award 16 Mbit, SPI			
Expansion Slot	PCI	32-bit/33 MHz, 1 slot			
	Mini-PCI	-			
	PCIe	-			
Memory	Technology	Single channel DDR2 533 MHz SDRAM			
	Max. Capacity	2 GB			
	Socket	1 x 200-pin SODIMM			
Graphics	Controller	Intel 945GSE GMCH integrated GMA 950			
	VRAM	Shared system memory up to 224 MB SDRAM			
	1st LVDS	Single channel 18-bit/Dual channel 36-bit LVDS			
	2nd LVDS	Single channel 18/24-bit/Dual channel 36/48-bit LVDS, via Chronitel 7308B SDVO transmitter (F version)			
	TV-Out	Supports both S-video and composite video (TV-Out function is not supported during POST stage)			
Ethernet	Dual Display	CRT + LVDS, CRT + TV-Out, LVDS + TV-Out			
	Interface	10/100/1000 Mbps			
	Controller	GbE LAN1: Realtek 8111C; GbE LAN2: Realtek 8111C			
SATA	Connector	RJ-45 x 2			
	Max Data Transfer Rate	300MB/S			
EIDE	Channel	2			
	Mode	EIDE (Ultra DMA 100)			
SSD	Channel	1			
	CompactFlash	Supports CompactFlash Type I/II			
Rear I/O	VGA	1			
	Ethernet	2			
	USB	4 (USB 2.0 compliant)			
	Audio	3 (Mic-in, Line-out, Line-in)			
	Serial	3 (2 x RS-232, 1 x RS-232/422/485)			
	Parallel	-			
	PS/2	2 (1 x keyboard and 1 x mouse)			
Internal Connector	LVDS & Inverter	1			
	USB	4 (USB 2.0 compliant)			
	Serial	3 (RS-232)			
	IDE	1			
	SATA	2			
	CompactFlash	1			
	Parallel	1			
Watchdog Timer	DIO	16-bit GPIO			
	Output	System reset			
Power Requirements	Interval	Programmable 1 – 255 sec/min			
	Power On	1.6 GHz Atom processor, 2 GB DDR2 SDRAM			
	+5 V	+3.3 V	+12 V	-12 V	+5 VSB
	1.96 A	1.21 A	0.19 A	0.06 A	0.28 A
	Operating	Non-Operating			
Environment	Temperature	0 – 60° C (32 – 140° F)		-20 – 70° C (-4 – 158° F)	
	Dimensions	170 mm x 170 mm (6.69" x 6.69")			

\* Minimum order quantity is required.

## Board Diagram



## Ordering Information

Part Number	CPU	Chipset	GbE	COM	LVDS	TV-out	TPM
AIMB-210G2-S6A1E	Atom 1.6 GHz	945GSE	2	6	1, 18-bit	Yes	None
AIMB-210F-S6A1E	Atom 1.6 GHz	945GSE	2	6	2, 18/24-bit	Yes	Yes

## Packing List

Description	Quantity
AIMB-210 SBC	x 1
IDE HDD cable (40-pin)	x 1
SATA HDD cable	x 2
SATA power cable	x 2
Serial port cable	x 3
CPU cooler	x 1
I/O port bracket	x 1
Startup manual	x 1
Driver CD	x 1

## Optional Accessories

Part Number	Description
1700003195	USB cable with four ports, 17.5 cm
1700002204	USB cable with four ports, 27 cm
1700008461	USB cable with four ports, 30.5 cm
1700008809	Printer port cable, 25 cm, w/bracket

## Embedded OS/API

OS/API	Part No.	Description
Win XPE	2070009632	XPE WES2009 AIMB-210 V4.0 ENG
	2070007914	XPE WES2009 AIMB-210 V4.0 24MUI
	2070009651	CE 5.0 Pro AIMB-210 V1.4 ENG
Win CE	2070006271	CE 6.0 Pro AIMB-210 V1.1 ENG (Need ODM BIOS)
QNX	2070006272	IMG QNX V6.4 AIMB-210 V1.0 ENG (Audio is not supported)


## Bracket View



AIMB-210G2-S6A1E  
AIMB-210F-S6A1E

# AIMB-212

Intel® Atom™ N450/D510 Mini-ITX  
with VGA/LVDS, 6 COM, and Dual LAN



## Features

- Supports Intel® Atom™ processor N450 and D510 dual core
- One 200-pin SODIMM up to 2 GB DDR2 667 MHz SDRAM
- Supports 1 PCI and 1 Mini-PCIe expansion, 6 serial ports, 8 USB, and CF
- Lower total cost of ownership with DC12V support
- Supports embedded software APIs and Utilities

### Software APIs:



### Utilities



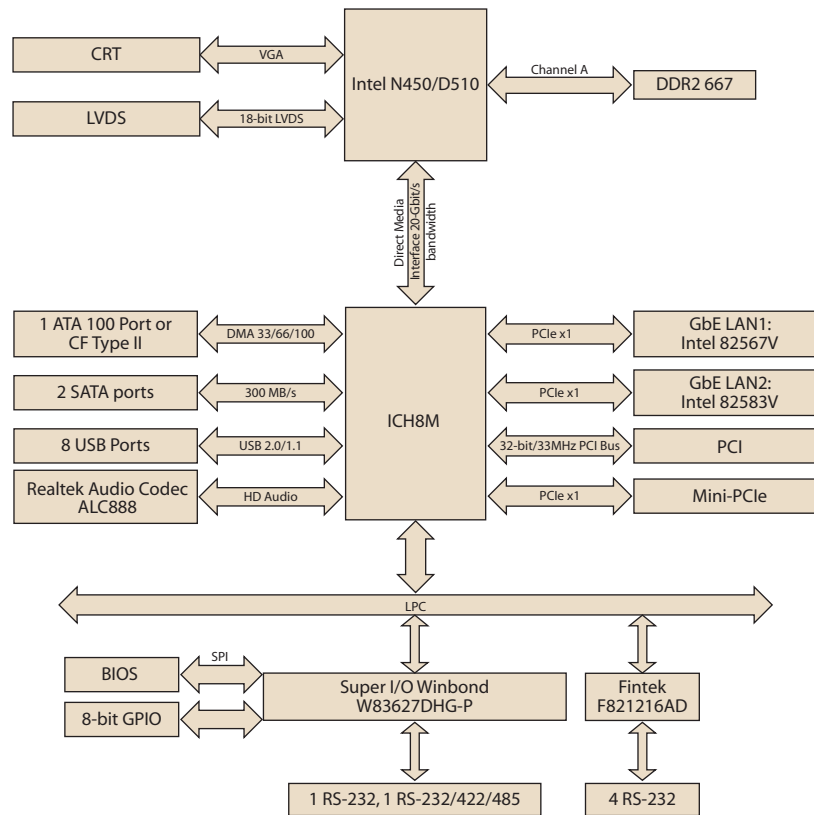
Note: eSOS requires ODM BIOS, available by request

## Specifications

Processor System	CPU (45 nm)	Intel Atom N450	Intel Atom D510
	Max. Speed	1.66 GHz (single core)	1.66 GHz (dual core)
	L2 Cache	512 KB	1 MB
	Chipset	ICH8M	
	BIOS	AMI 16 Mbit PSI	
Expansion Slot	PCI	32-bit/33 MHz, 1 slot	
	Mini-PCIe	1	
	PCIe	-	
Memory	Technology	Single channel DDR2 667 MHz not compatible with DDR2533 MHz	
	Max. Capacity	2 GB	
	Socket	1 x 200-pin SODIMM	
Graphics	Controller	Embedded Gen3.5+ GFX Core, 200/400-MHz render clock frequency for N450/D510	
	VRAM	Shared system memory up to 224 MB SDRAM	
	VGA	Supports up to SXGA 1400 x 1050 @ 60Hz for Atom N450, up to 2048 x 1536 for Atom D510	
	LVDS	Supports 18-bit single channel and up to WXGA 1366 x 768	
	TV-out	None	
Ethernet	Dual Display	CRT + LVDS, support extended mode and clone mode	
	Interface	10/100/1000 Mbps	
	Controller	GbE LAN1: Intel 82567V; GbE LAN2: Intel 82583V	
	Connector	RJ-45 x 2	
SATA	Max Data Transfer Rate	300 MB/s	
	Channel	2	
EIDE	Mode	None	
	Channel	None	
SSD	CompactFlash	Supports CompactFlash Type I/II	
Rear I/O	VGA	1	
	Ethernet	2	
	USB	4 (USB 2.0 compliant)	
	Audio	3 (Mic-in, Line-out, Line-in)	
	Serial	3 (2 of RS-232, 1 of RS-232/422/485)	
	Parallel	-	
	DC jack	1 (2.5 mm)	
Internal Connector	LVDS & Inverter	1	
	USB	4 (USB 2.0 compliant)	
	Serial	3 (RS-232)	
	IDE	None	
	SATA	2	
	SATA PWR connector	2	
	CompactFlash	1	
	Parallel	None	
Watchdog Timer	DIO	8-bit GPIO	
	Output	System reset	
Power Requirements	Interval	Programmable 1 ~ 255 sec/min	
	Typical	DC 12V Input (Tolerance ±10%)	
Environment	Operating	Non-Operating	
	Temperature	0 ~ 60° C (32 ~ 140° F) / -40 ~ 85° C (-40 ~ 185° F)	
Physical Characteristics	Dimensions	170 mm x 170 mm (6.69" x 6.69")	



## Board Diagram



## Ordering Information

Part Number	CPU	SC/DC	GbE	COM	LVDS
AIMB-212N-S6A1E	Atom N450	Single core	2	6	1, 18-bit
AIMB-212D-S6A1E	Atom D510	Dual core	2	6	1, 18-bit

## Packing List

Part number	Description	Quantity
1700003194	SATA HDD cable	x 2
1700017461	SATA power cable	x 2
1700001788	Serial port cable	x 3
1960046526N001	CPU cooler (For Atom D510 only)	x 1
1960046435T000	I/O port bracket	x 1
2002021210	Startup manual	x 1
2062021200	Driver CD	x 1

## Bracket View



## Optional Accessories

Part Number	Description
1700003195	USB cable with four ports, 17.5 cm
1700002204	USB cable with four ports, 27 cm
1700008461	USB cable with four ports, 30.5 cm
1757003082	Adapter AC100-240V 60W +12V/5A


## Embedded OS/API

OS/API	Part No.	Description
Win XPE	2070009030	XPE WES2009 AIMB-210 V4.0 ENG
	2070009031	XPE WES2009 AIMB-210 V4.0 24MUJ
Software API	205E212000	SUSI 3.0 SW API for AIMB-212 B:20091115 XP

# AIMB-213


## Intel® Atom™ N455/D525 Mini-ITX with VGA/DVI/LVDS, 6 COM, and Dual LAN

**NEW**



### Features

- Supports Intel® Atom™ processor N455 and D525 dual core
- Two 204-pin SODIMM up to 2 GB/4 GB DDR3 800 MHz SDRAM
- Supports 1 PCI and 1 Mini-PCIe expansion, 6 serial ports, 8 USB, and CF
- Lower total cost of ownership with DC12V support and support 18/24-bit LVDS
- Onboard TPM 1.2 support (optional)
- Supports embedded software APIs and Utilities

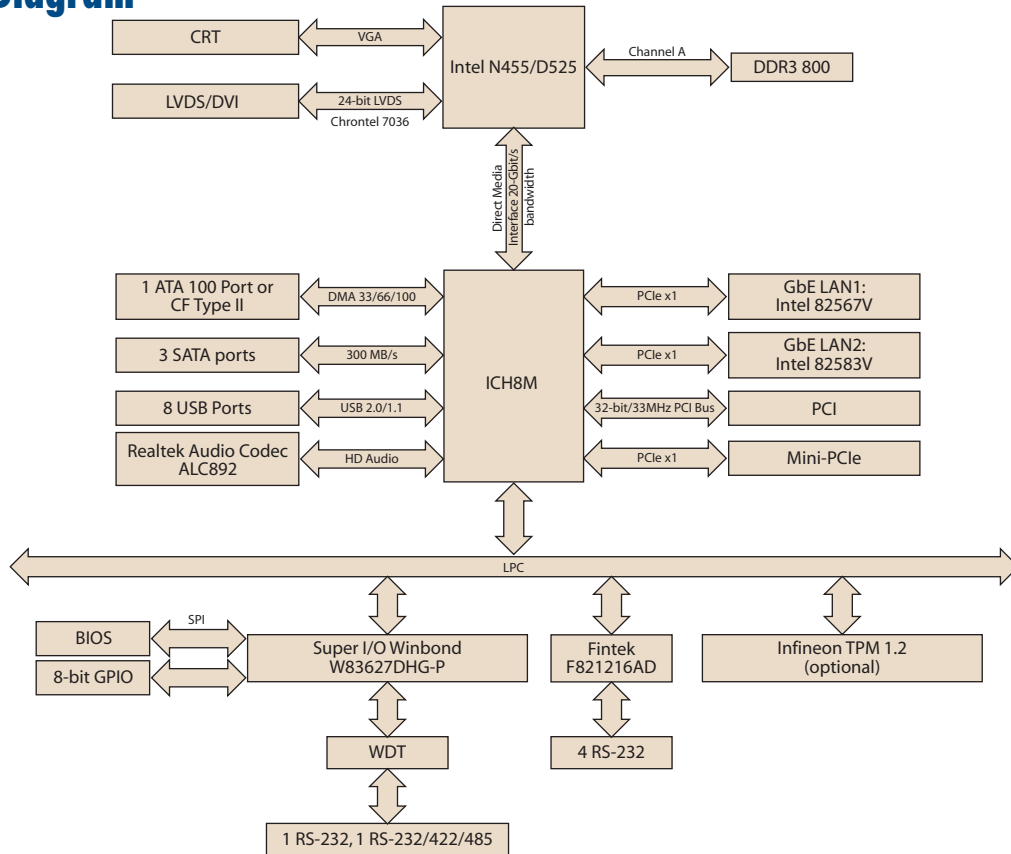


Note: eSOS requires ODM BIOS, available by request

### Specifications

Processor System	CPU (45 nm)	Intel Atom N455	Intel Atom D525
	Max. Speed	1.66 GHz (single core)	1.8 GHz (dual core)
	L2 Cache	512 KB	1 MB
	Chipset	ICH8M	
	BIOS	AMI 16 Mbit SPI	
Expansion Slot	PCI	32-bit/33 MHz, 1 slot	
	Mini-PCIe	1	
	PCIe	-	
Memory	Technology	Single channel DDR3 800 MHz SDRAM	
	Max. Capacity	2 GB/4 GB	
	Socket	2 x 204 pin SODIMM	
Graphics	Controller	Embedded Gen3.5+ GFX Core, 200/400-MHz render clock frequency for N455/D525	
	VRAM	Shared system memory up to 224 MB SDRAM	
	VGA	Supports up to SXGA 1400 x 1050 @ 60Hz for Atom N455, up to 2048 x 1536 for Atom D525	
	LVDS	Supports 18/24-bit single channel and up to WXGA 1366 x 768 (Chrontel 7036)	
	DVI	Supports up to UXGA 1600 x 1200 @ 60Hz	
Dual Display	VGA + DVI, VGA + LVDS, support extended mode and clone mode		
Ethernet	Interface	10/100/1000 Mbps	
	Controller	GbE LAN1: Intel 82567V; GbE LAN2: Intel 82583V	
	Connector	RJ-45 x 2	
SATA	Max Data Transfer Rate	300 MB/s	
	Channel	3	
EIDE	Mode	None	
	Channel	None	
SSD	CompactFlash	Supports CompactFlash Type I/II	
Rear I/O	VGA	1	
	DVI	1	
	Ethernet	2	
	USB	4 (USB 2.0 compliant)	
	Audio	3 (Mic-in, Line-out, Line-in)	
	Serial	2 (1 of RS-232, 1 of RS-232/422/485)	
	Parallel	-	
	DC jack	1 (2.5 mm)	
Internal Connector	LVDS & Inverter	1	
	USB	4 (USB 2.0 compliant)	
	Serial	4 (RS-232), only COM6 supply 5V/12V	
	IDE	None	
	SATA	3	
	SATA PWR connector	3	
	CompactFlash	1	
	Parallel	None	
Watchdog Timer	DIO	8-bit GPIO	
	Output	System reset	
Power Requirements	Interval	Programmable 1 ~ 255 sec/min	
	Typical	DC 12V Input (Tolerance ±10%)	
Environment	Operating	Non-Operating	
	Temperature	0 ~ 60° C (32 ~ 140° F) / -40 ~ 85° C (-40 ~ 185° F)	
Physical Characteristics	Dimensions	170 mm x 170 mm (6.69" x 6.69")	

### Board Diagram



### Ordering Information

Part Number	CPU	SC/DC	GbE	COM	LVDS
AIMB-213N-S6A1E	Atom N455	Single core	2	6	1, 18/24-bit
AIMB-213D-S6A1E	Atom D525	Dual core	2	6	1, 18/24-bit

### Optional Accessories

Part Number	Description
1700003195	USB cable with four ports, 17.5 cm
1700002204	USB cable with four ports, 27 cm
1700008461	USB cable with four ports, 30.5 cm
1757003082	Adapter AC100-240V 60 W +12V/5A FSP
1757003062	Adapter AC100-240V 60W +12V/5A(Delta)
1700018699	KBMS cable 1*6P-2.5/DIN-6P(F)*2, 25 cm

### Packing List

Part number	Description	Quantity
1700003194	SATA HDD cable	x 3
1700018785	SATA power cable	x 3
1700008876	Serial port cable 1 to 4	x 1
1960046526N001	CPU cooler (For Atom D525 only)	x 1
1960050473T000	I/O port bracket	x 1
2002021310	Startup manual	x 1
2062021300	Driver CD	x 1

### Bracket View



# AIMB-221

## AMD Turion™ and Sempron™ Mini-ITX with VGA/LVDS/HDMI, 6 COM, and Dual LAN Port




### Features

- Supports AMD Turion™ 64 X2 and Sempron™ mobile processor-AMD M690E and SB600
- Two 200-pin SODIMMs, up to 4 GB DDR2 533/667/800 MHz SDRAM
- Supports dual display for VGA, HDMI, LVDS
- Supports 6 serial ports, 4 SATA 2.0 ports and TPM (optional)
- Supports embedded software APIs and utilities

#### Software APIs:



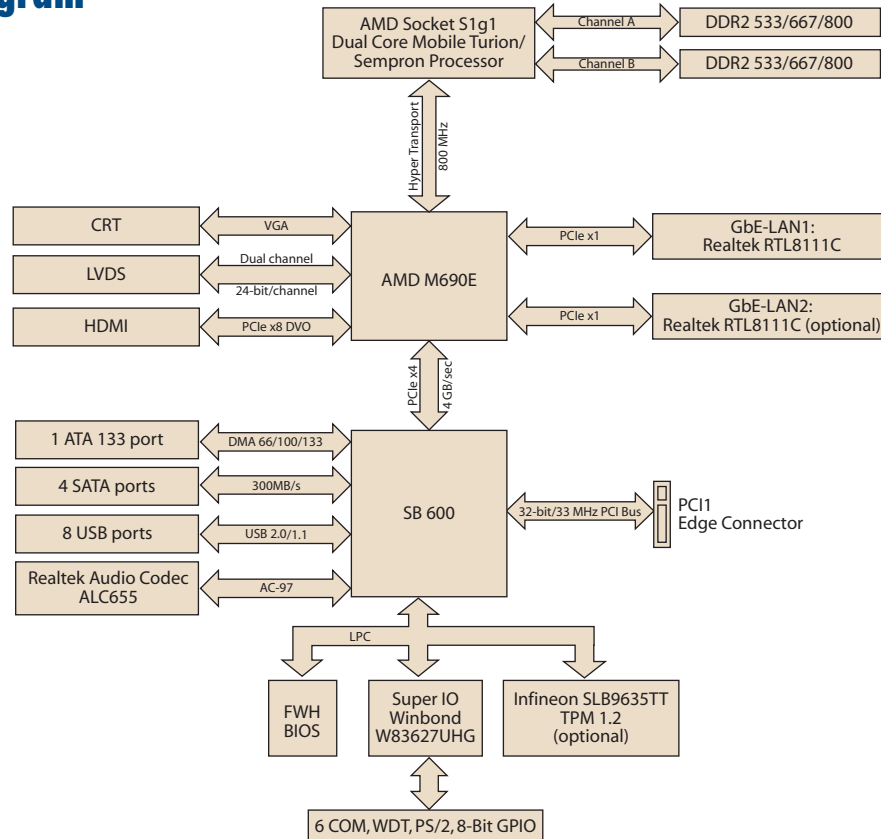
#### Utilities:



### Specifications

Processor System	CPU (65 nm S1g1)	AMD Turion 64 X2 TL-62	AMD Turion 64 X2 TL-56	AMD Sempron 3700+	AMD Sempron 2100+
	Max. Speed	2.1 GHz (dual core)	1.8 GHz (dual core)	2.0 GHz	1.0 GHz
	Hyper Transport Speed	800 MHz	800 MHz	800 MHz	800 MHz
	L2 Cache	1 MB	1 MB	512 KB	256 KB
	Chipset	AMD M690E and SB 600			
	BIOS	Award 4 Mbit via LPC, FWH			
Expansion Slot	PCI	32-bit/33 MHz, 1 slot			
	Mini-PCI	32-bit/33 MHz, 1 slot			
	PCIe	-			
Memory	Technology	Dual channel DDR2 533/667/800 MHz SDRAM			
	Max. Capacity	4 GB			
	Socket	2 x 200-pin SODIMMs			
Graphics	Controller	AMD M690E Integrated ATI Radeon X1250-based graphic engine			
	VRAM	Shared system memory up to 512 MB video memory			
	LVDS	Single channel 18/24-bit Dual channel 36/48-bit LVDS			
	HDMI	Supports HDMI 1.2, 1650 Mbps/channel with 165 MHz			
	DVI	-			
	Dual Display	CRT + LVDS, CRT + HDMI, HDMI + LVDS			
Ethernet	Interface	10/100/1000 Mbps			
	Controller	GbE LAN1: Realtek RTL8111C; GbE LAN2: Realtek RTL8111C			
	Connector	RJ-45 x 2			
SATA	Max Data Transfer Rate	300 MB/s			
	Channel	4 (supports software RAID 0 and 1)			
EIDE	Mode	EIDE (Ultra DMA 133)			
	Channel	1			
SSD	CompactFlash	Supports CompactFlash Type I/II			
	VGA	1			
Rear I/O	HDMI	1			
	Ethernet	2			
	USB	4 (USB 2.0 compliant)			
	Audio	3 (Mic-in, Line-out, Line-in)			
	Serial	2 (COM 1: RS-232; COM 2: RS-232/422/485)			
	PS/2	2 (1 x keyboard and 1 x mouse)			
	LVDS	1			
	DVI	-			
	USB	4 (USB 2.0 compliant)			
Internal Connector	Serial	4 (RS-232)			
	IDE	1			
	SATA	4			
	CompactFlash	1			
	Parallel	1			
	IrDA	-			
	FDD	-			
	DIO	8-bit General Purpose I/O for DI and DO			
	Watchdog Timer	Output	System reset		
Power Requirements	Interval	Programmable 1 – 255 sec/min			
	Power On	Turion 64 X2 TL-62 2.1GHz HT 800 MHz, 4GB DDR2 SDRAM			
Environment	Temperature	Operating	+5 V		+12 V
		Non-Operating	3.45 A	+3.3 V	2.45 A
Physical Characteristics	Dimensions	Operating	0.72 A	-20 ~ 70° C (-4 ~ 158° F)	
		Non-Operating			
		170 mm x 170 mm (6.69" x 6.69")			

## Board Diagram



## Ordering Information

Part Number	GbE	Mini PCI	CF	COM
AIMB-221G2-00A1E	2	1	1	6

## Packing List

Part number	Description	Quantity
1701400452	IDE HDD cable (40-pin)	x 1
1700003194	SATA HDD cable	x 2
1700017461	SATA power cable	x 2
1750001620	CPU cooler	x 1
1960019192T100	I/O port bracket	x 1
2006022110	Startup manual	x 1
2066022100	Driver CD	x 1

## Bracket View



AIMB-221G2-00A1E

## Optional Accessories

Part Number	Description
1700003195	USB cable with two ports, 17.5 cm
1700002204	USB cable with two ports, 27 cm
1700008461	USB cable with four ports, 30.5 cm
1700008809	Printer port cable, 25 cm, w/ bracket


## Embedded OS/API

OS/API	Part No.	Description
Win XPE	2070004329	XPE SP2 FP2007AIMB-221 V3.5 ENG
	2070005291	XPE FP2007 AIMB-221 V3.5.0 JPN_ENG
Software API	205E000021	SUSI 3.0 SW API for AIMB-221 XP

# AIMB-222

## AMD Mobile Athlon™ II Neo/Turion™ II Neo Mini-ITX with VGA/LVDS/HDMI/DVI, 4 COM and Dual LAN

**NEW**



### Features

- Supports AMD Mobile Athlon™ II Neo/AMD Turion™ II Neo ASB2 BGA processors
- Two 204-pin SODIMM up to 4 GB DDR3 1066 MHz SDRAM
- Supports VGA/LVDS/HDMI, DVI is optional
- Dual LANs, 4COM, Mini PCIe, and CFast
- Supports embedded software APIs and Utilities

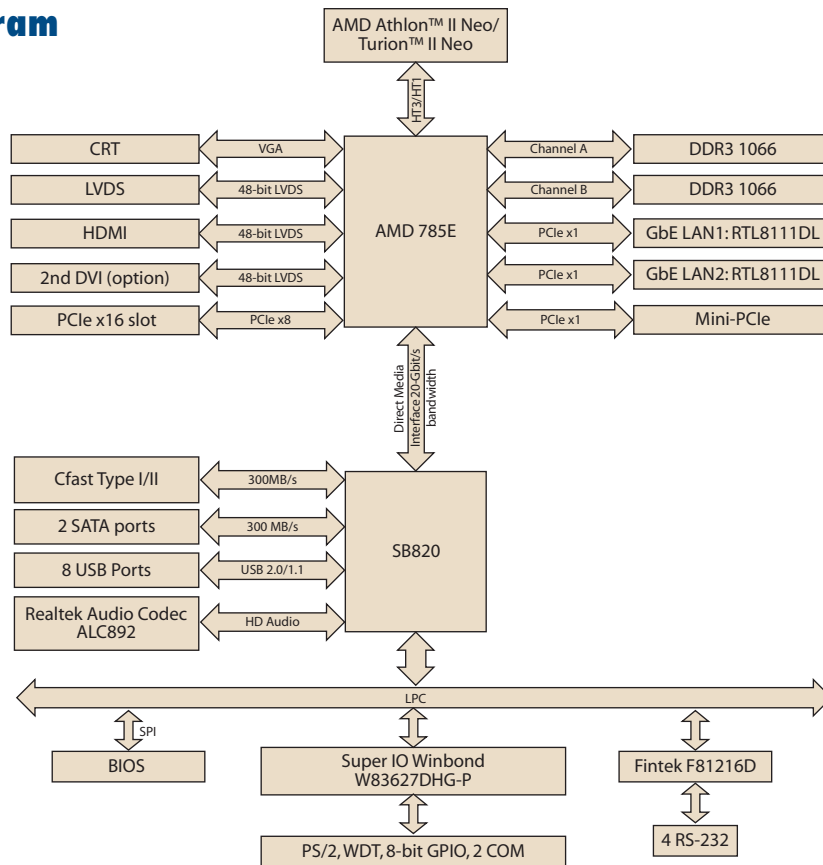


Note: eSOS requires ODM BIOS, available by request

### Specifications

Processor System	CPU	AMD Turion II Neo	AMD Turion II Neo	AMD Athlon II Neo
	Max. Speed	2.2 GHz (dual-core 25W TDP)	1.5 GHz (Dual-Core 15W TDP)	1.7 GHz (Single-Core 12W TDP)
	L2 Cache	2 MB		
	Chipset	AMD 785E + SB820		
	BIOS	AMI 16 Mbit SPI		
Expansion Slot	PCI	-		
	Mini-PCIe	1		
	PCIe	PCIe x8 (PCIe gen 2)		
Memory	Technology	Dual channels DDR3 1066 MHz SDRAM		
	Max. Capacity	4 GB		
	Socket	2 x 204-pin SODIMM		
Graphics	Controller	ATI Radeon™ HD4200 serial, supports OpenGL 2.0, DirectX10, H.264, VC1		
	VGA	Supports up to 2560 x 1536 @ 32bpp		
	LVDS	Supports 24-bit dual channel and up to 1920 x 1200		
	DVI (optional)	1920 x 1200 @ 60 MHz		
	HDMI	1920 x 1200 @ 60 MHz		
Dual Display	Supports dual display of any two display device (CRT, LVDS, HDMI, DVI)			
Ethernet	Interface	10/100/1000 Mbps		
	Controller	GbE LAN1: RTL8111DL; GbE LAN2: RTL8111DL		
	Connector	RJ-45 x 2		
SATA	Max Data Transfer Rate	300 MB/s		
	Channel	2		
EIDE	Mode	None		
	Channel	None		
SSD	Cfast compactFlash	Cfast type I/II		
Rear I/O	VGA	1		
	DVI	1		
	Ethernet	2		
	USB	4		
	Audio	3 (Mic-in, Line-out, Line-in)		
	Serial	2 (RS-232)		
Internal Connector	LVDS & Inverter	1		
	DVI	1 (optional)		
	USB	4 (USB 2.0 compliant)		
	Serial	2 (RS-232, 5V/12V by jumper selection)		
	IDE	None		
	SATA	2		
	Cfast compactFlash	1		
	Parallel	None		
Watchdog Timer	Output	System reset		
	Interval	Programmable 1 ~ 255 sec/min		
Environment	Temperature	Operating	Non-Operating	
		0 ~ 60° C (32 ~ 140° F)	-40 ~ 85° C (-40 ~ 185° F)	
Physical Characteristics	Dimensions	170 mm x 170 mm (6.69" x 6.69")		

## Board Diagram



## Ordering Information

Part Number	CPU	Display	LAN	COM
AIMB-222G2-S0A1E	1.7 GHz	CRT/LVDS/HDMI	2	4
AIMB-222G2-S1A1E	1.5 GHz	CRT/LVDS/HDMI	2	4
AIMB-222G2-S2A1E	2.2 GHz	CRT/LVDS/HDMI/DVI	2	4

## Packing List

Description	Quantity
AIMB-222 SBC	x 1
SATA HDD cable	x 2
Serial port cable	x 2
CPU cooler	x 1
I/O port bracket	x 1
Startup manual	x 1
Driver CD	x 1

## Bracket View



# AIMB-223

## AMD Mobile G-series Dual Core/Single Core Mini-ITX with VGA/LVDS/HDMI, 6 COM and Dual LAN

NEW



### Features

- Supports AMD Mobile G-series Dual Core/Single Core processor
- One 204-pin SODIMM up to 2 GB DDR3 1333 MHz SDRAM
- Supports VGA/LVDS/HDMI
- Dual LANs, 6COM, Mini PCIe, and Cfast
- Supports embedded software APIs and Utilities



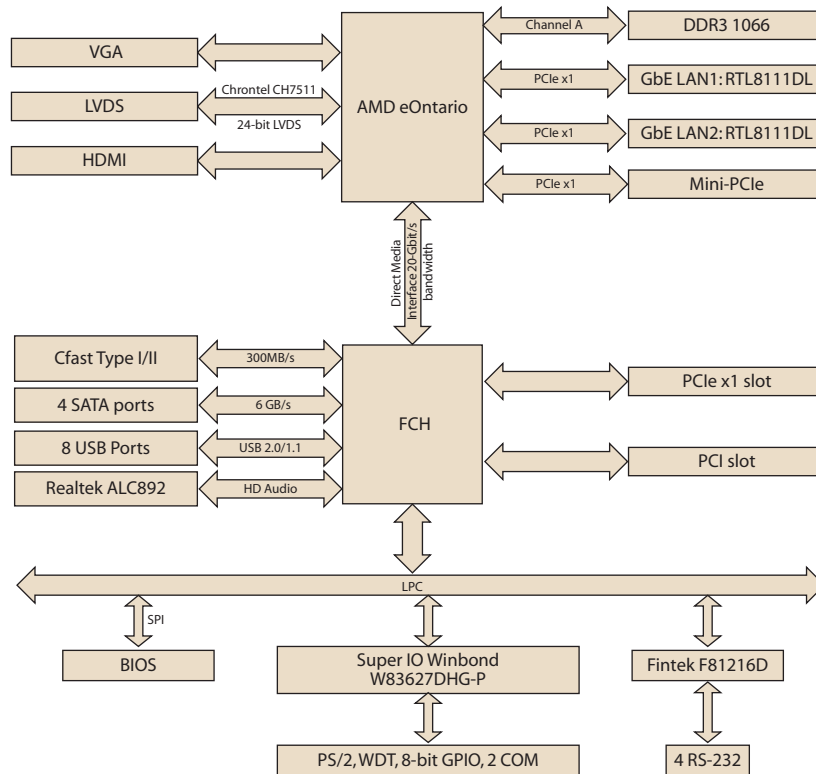
Note: eSOS requires ODM BIOS, available by request

### Specifications

Processor System	CPU	AMD Dual Core T56N	AMD Dual Core T40
	Max. Speed	1.6 GHz (dual core 18W TDP)	1.0 GHz (dual core 5 W TDP)
	L2 Cache	512 KB	
	Chipset	AMD eONTARIO + A55E	
	BIOS	AMI 16 Mbit SPI	
Expansion Slot	PCI	1	
	Mini-PCIe	1	
	PCIe	PCIe x1 (PCIe gen2)	
Memory	Technology	One channels DDR3 1333 MHz	
	Max. Capacity	2 GB	
	Socket	1 x 204 pin SODIMM	
Graphics	Controller	ATI Radeon RV7x0, support DX11, UVD3	
	VGA	Supports up to 2560 x 1536 @ 32bpp	
	LVDS	Supports 24-bit dual channel and up to 1920 x 1200	
	HDMI	1920 x 1200 @ 60 MHz	
Dual Display	Supports dual display of any two display device (CRT, LVDS, HDMI)		
Ethernet	Interface	10/100/1000 Mbps	
	Controller	GbE LAN1: RTL8111DL; GbE LAN2: RTL8111DL	
	Connector	RJ-45 x 2	
SATA	Max Data Transfer Rate	6 GB/s	
	Channel	4	
EIDE	Mode	None	
	Channel	None	
SSD	Cfast compactFlash	Cfast type I/II	
Rear I/O	VGA	1	
	HDMI	1	
	Ethernet	2	
	USB	4 (USB 2.0 compliant)	
	Audio	3 (Mic-in, Line-out, Line-in)	
	Serial	2 (RS-232)	
	DCjack	1 (2.5 mm)	
Internal Connector	LVDS & Inverter	1	
	USB	4 (USB 2.0 compliant)	
	Serial	4 (RS-232, 5V/12V by jumper selection)	
	IDE	None	
	SATA	4	
	Cfast compactFlash	1	
	Parallel	None	
GPIO	8-bit		
Watchdog Timer	Output	System reset	
	Interval	Programmable 1 ~ 255 sec/min	
Environment	Operating		Non-Operating
	Temperature	0 ~ 60° C (32 ~ 140° F)	-40 ~ 85° C (-40 ~ 185° F)
Physical Characteristics	Dimensions	170 mm x 170 mm (6.69" x 6.69")	



## Board Diagram



## Ordering Information


Part Number	CPU	Display	LAN	COM
AIMB-223G2-S0A1E	1.0 GHz	CRT/LVDS/HDMI	2	6
AIMB-223G2-S1A1E	1.6 GH	CRT/LVDS/HDMI	2	6

## Packing List

Part Number	Quantity
AIMB-223 SBC	x 1
SATA HDD cable	x 2
Serial port cable	x 2
CPU cooler	x 1
I/O port bracket	x 1
Startup manual	x 1
Driver CD	x 1


# AIMB-252

Intel® Pentium® M/Celeron® M Mini-ITX  
with Dual LVDS, 5 COM, and Dual LAN



## Features

- Supports Intel® socket 478 Pentium® M/Celeron® M Processor
- Intel 910GML/915GME and ICH6M
- Two DIMM sockets support up to 2 GB DDR2 400/533 MHz SDRAM
- Supports 5 serial ports, 2 SATA, 8 USB and Dual LVDS display (optional)
- Supports embedded software APIs and utilities

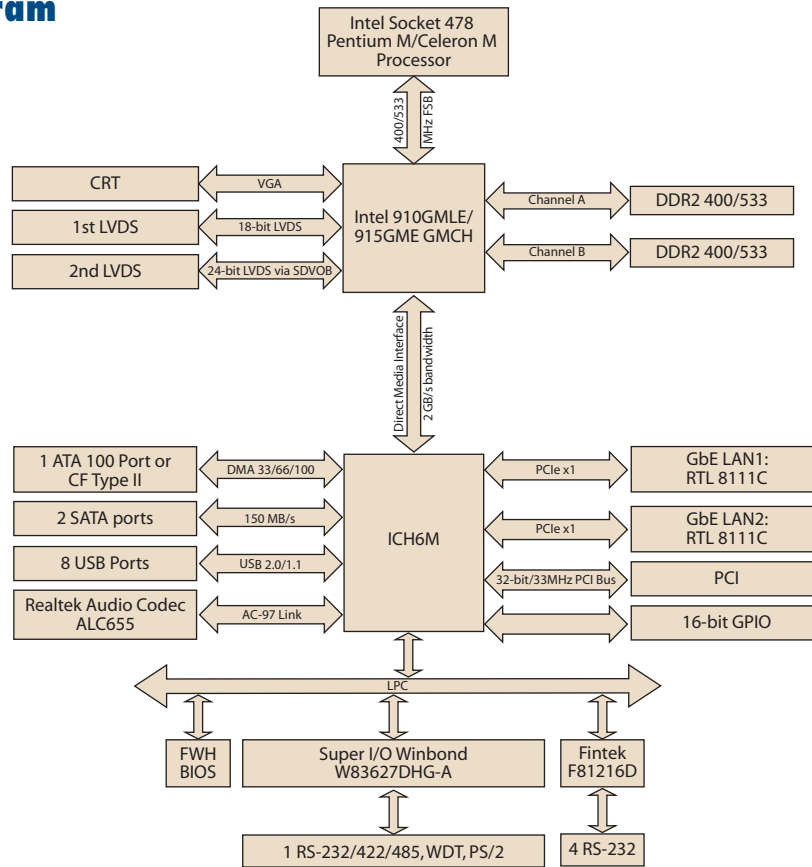


## Specifications

Processor System	CPU (130/90 nm, µFC-PGA 478)	Intel Pentium M	Intel Celeron M	Intel ULV Celeron M	Intel ULV Celeron M
	Max. Speed	760 2.0 GHz	370 1.5 GHz	600 MHz on board	1 GHz on board
	Front Side Bus	400/533 MHz	400 MHz	400 MHz	400 MHz
	L2 Cache	2 MB	1 MB	512 KB	-
	Chipset	Intel 910GML/915GME + ICH6M			
	BIOS	Award 4 Mbit, FWH			
Expansion Slot	PCI	32-bit/33 MHz, 1 slot			
	Mini-PCI	-			
	PCIe	-			
Memory	Technology	Dual channel DDR2 400/533 MHz SDRAM			
	Max. Capacity	2 GB			
	Socket	2 x 240-pin DIMM			
Graphics	Controller	Intel 910GML/915GME GMCH integrated Graphics Media Accelerator 900			
	VRAM	Intel DVMT 3.0 supports up to 128 MB video memory			
	1st LVDS	Single channel 18-bit/Dual channel 36-bit LVDS			
	2nd LVDS (optional)	Single channel 18/24-bit/Dual channel 36/48-bit LVDS, via Chrontel 7308B SDVO transmitter			
	DVI	None			
Ethernet	Dual Display	CRT + LVDS, LVDS + LVDS			
	Interface	10/100/1000 Mbps			
	Controller	GbE LAN1: Realtek RTL8111C; GbE LAN2: Realtek RTL8111C			
SATA	Connector	RJ-45 x 2			
	Max Data Transfer Rate	150 MB/s			
EIDE	Channel	2			
	Mode	EIDE (Ultra DMA 100)			
SSD	Channel	1			
	CompactFlash	Supports CompactFlash Type I/II			
Rear I/O	VGA	1			
	Ethernet	1 (for VG version); 2 (for G2 version)			
	USB	4 (USB 2.0 compliant)			
	Audio	3 (Mic-in, Line-out, Line-in)			
	Serial	1 (RS-232/422/485)			
	Parallel	1			
	PS/2	2 (1 x keyboard and 1 x mouse)			
Internal Connector	LVDS & Inverter	1			
	USB	4 (USB 2.0 compliant)			
	Serial	4 (RS-232)			
	IDE	1			
	SATA	2			
	CompactFlash	1			
	IrDA	-			
Watchdog Timer	DIO	16-bit GPIO			
	Output	System reset			
Power Requirements	Interval	Programmable 1 ~ 255 sec/min			
	Power On	Intel 915GME and Pentium M 760 2.0 GHz FSB 533 MHz, 2 GB DDR2 SDRAM			
		+5 V	+3.3 V	+12 V	+5 VSB
Environment		2.61 A	0.71 A	1.93 A	0.59 A
	Operating	Non-Operating			
Physical Characteristics	Temperature	0 ~ 60° C (32 ~ 140° F)			
	Dimensions	170 mm x 170 mm (6.69" x 6.69")			

\* Intel 910GML only supports FSB 400 processor and DDR2 400 SDRAM

## Board Diagram



## Ordering Information

Part Number	CPU	Chipset	DDR2	GbE	COM	LVDS
AIMB-252VG-M0A1E	ULV Celeron M 600 MHz	910GMLE	400	1	5	1
AIMB-252VG-S0A1E	ULV Celeron M 1 GHz	910GMLE	400	1	5	1
AIMB-252G2-00A1E	-	915GME	400/533	2	5	1

## Bracket View



AIMB-252VG-M0A1E  
AIMB-252VG-S0A1E



AIMB-252G2-00A1E

## Packing List

Description	Quantity
AIMB-252 SBC	x 1
IDE HDD cable (40-pin)	x 1
SATA HDD cable	x 2
SATA power cable	x 2
Serial port cable 1-to-2	x 2
CPU cooler	x 1
I/O port bracket	x 1
Startup manual	x 1
Driver CD	x 1

## Optional Accessories


Part Number	Description
1700003195	USB cable with two ports, 17.5 cm
1700002204	USB cable with two ports, 27 cm
1700008461	USB cable with four ports, 30.5 cm

## Embedded OS/API

OS/API	Part No.	Description
Win XPE	2070006673	XPE FP2007 AIMB-252 V3.01 ENG
	2070003985	XPE FP2007 AIMB-252 V3.1 ENG
	2070005149	XPE FP2007 AIMB-252 V3.5 JPN_ENG
Software API	205E000021	SUSI 3.0 SW API for AIMB-252 XP

# AIMB-256

Intel® Core™2 Duo Mini-ITX with  
VGA/DVI/LVDS, 4 COM and Dual LAN




## Features

- Supports Intel® Core™2 Duo/ Celeron® M mobile processor uFC-PGA 478 - GME965 and ICH8M
- Two 200-pin SODIMM sockets support up to 4 GB dual channel DDR2 533/667 MHz SDRAM
- Supports dual display for VGA, LVDS, and DVI
- Supports 4 serial ports, 3 SATA ports, 2 LAN, CF and TPM1.2 (optional)
- Supports embedded software APIs and utilities

### Software APIs:



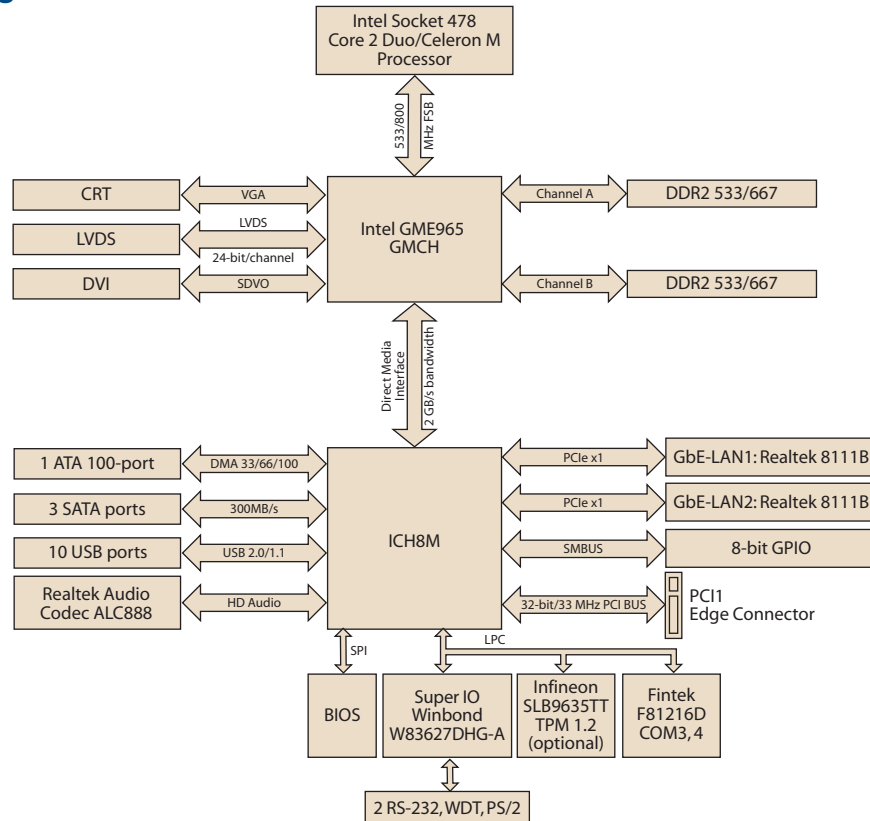
### Utilities:



## Specifications

Processor System	CPU (65 nm uFC-PGA 478, Socket P)	Intel Core 2 Duo	Intel Celeron M	Intel ULV Core 2 Duo	
	Max. Speed	T7500 2.2 GHz	550 2.0 GHz	U7500 1.06 GHz on board	
	Front Side Bus	800 MHz	533 MHz	533 MHz	
	L2 Cache	2 x 2 MB	1 MB	1 MB	
	Chipset	Intel GME965 + ICH8M			
	BIOS	AMI 16 Mbit, SPI			
	PCI	32-bit/33 MHz, 1 slot			
Expansion Slot	Mini-PCI	-			
	PCIe	-			
Memory	Technology	Dual channel DDR2 533/667 MHz SDRAM			
	Max. Capacity	4 GB			
	Socket	2 x 200-pin SODIMM			
Graphics	Controller	Intel GME965 GMCH integrated Graphics Media Accelerator X3100			
	VRAM	DVMT 4.0 supports shared system memory up to 384 MB video memory			
	LVDS	Single channel 18/24-bit/Dual channel 36/48-bit LVDS			
	TV-Out	-			
	DVI	Yes, via Chronitel CH7307C SDVO transmitter			
	Dual Display	CRT+LVDS, CRT+DVI, LVDS+DVI			
	Interface	10/100/1000 Mbps			
Ethernet	Controller	GbE LAN1: Realtek RTL8111B; GbE LAN2: Realtek RTL8111B			
	Connector	RJ-45 x 2			
SATA	Max Data Transfer Rate	300 MB/s			
	Channel	3			
EIDE	Mode	EIDE (Ultra DMA 100)			
	Channel	1			
SSD	CompactFlash	Supports CompactFlash Type I/II			
Rear I/O	VGA	1			
	DVI	1			
	Ethernet	2			
	USB	4 (USB 2.0 compliant)			
	Audio	3 (Mic-in, Line-out, Line-in)			
	Serial	2 (2 x RS-232, supplies 5 V & 12 V)			
	PS/2	2 (1 x keyboard and 1 x mouse)			
Internal Connector	LVDS	1			
	USB	6 (USB 2.0 compliant)			
	Serial	2 (2 x RS-232, supplies 5 V & 12 V)			
	IDE	1			
	SATA	3			
	CompactFlash	1			
	Parallel	-			
	IrDA	-			
	FDD	-			
	GPIO	8-bit			
Watchdog Timer	Output	System reset			
	Interval	Programmable 1 ~ 255 sec/min			
Power Requirements	Power On	Core 2 Duo T7300 2.0 GHz FSB 800 MHz, 2 GB DDR2 SDRAM			
		+5 V	+3.3 V	+12 V	+5 VSB
		2.75 A	1.76 A	4.13 A	1.42 A
Environment	Temperature	Operating		Non-Operating	
		0 ~ 60° C (32 ~ 140° F)		-20 ~ 70° C (-4 ~ 158° F)	
Physical Characteristics	Dimensions	170 mm x 170 mm (6.69" x 6.69")			

## Board Diagram



## Ordering Information

Part Number	CPU	GbE	DVI	SATA
AIMB-256G2-00A1E	-	2	1	3
AIMB-256G2-S1A1E	C2D 1.06 GHz	2	1	3

## Optional Accessories

Part Number	Description
1700003195	USB cable with two ports, 17.5 cm
1700002204	USB cable with two ports, 27 cm
1700008461	USB cable with four ports, 30.5 cm

## Packing List

Description	Quantity
AIMB-256 SBC	x 1
IDE HDD cable (40-pin)	x 1
SATA HDD data cable	x 2
SATA HDD power cable	x 2
Serial cables	x 2
CPU cooler	x 1
I/O port bracket	x 1
Startup manual	x 1
Driver CD	x 1

## Embedded OS/API

OS/API	Part No.	Description
Win XPE	2070004369	XPE SP2 FP2007AIMB-256 V3.01 ENG
Software API	205E000021	SUSI 3.0 SW API for AIMB-256 XP

## Bracket View



AIMB-256G2-00A1E  
AIMB-256G2-S1A1E

# AIMB-258

Intel® Core™2 Duo Mini-ITX with  
VGA/DVI/LVDS, 6 COM, and Dual LAN



## Features

- Supports Intel® Core™2 Duo mobile processor uFC-PGA 478 dual channel DDR3 800/1066 MHz SDRAM and max. 4 GB dual channel DDR3 800/1066 MHz SDRAM
- Intel GM45 and ICH9M supports FSB 667/800/1066 MHz
- Supports dual display for VGA, LVDS, and DVI
- PCIe x16 expansion for add-on cards
- Supports embedded software APIs and utilities

### Software APIs:



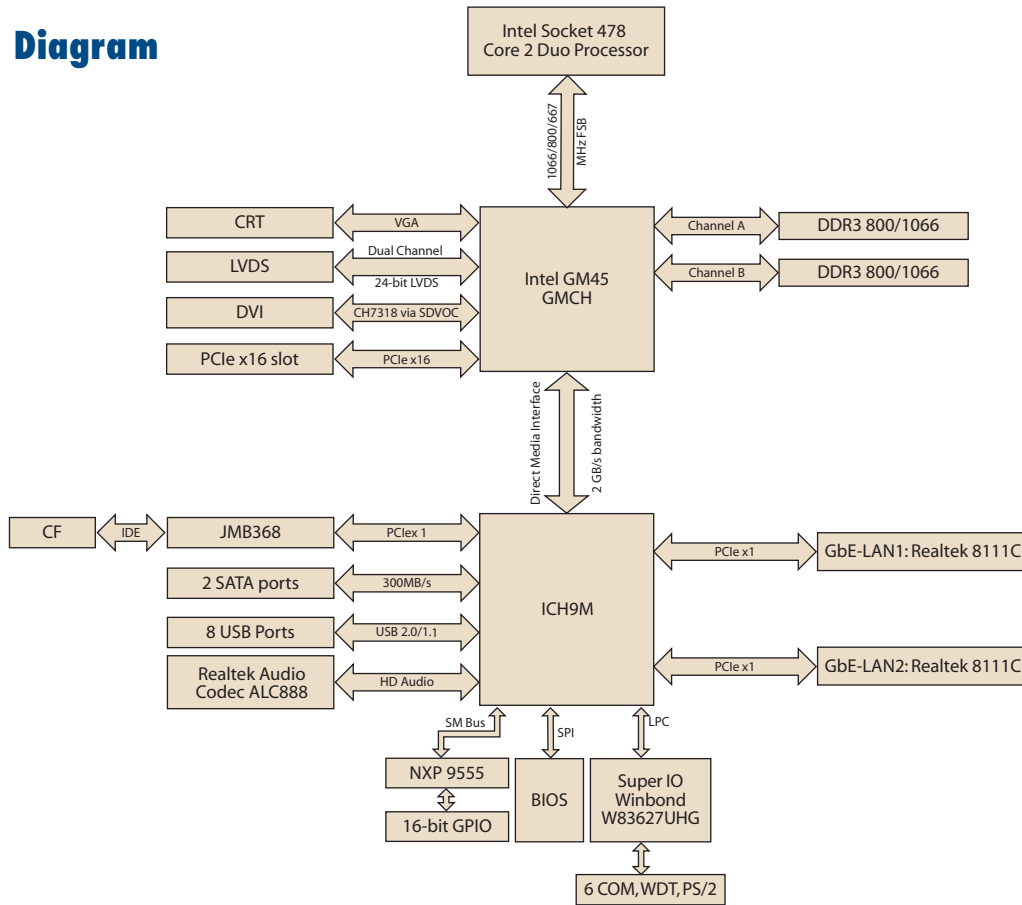
### Utilities:



## Specifications

Processor System	CPU (45 nm uFC-PGA 478)	Intel Core 2 Duo	Intel Celeron M			
	Max. Speed	T9400 2.53 GHz	575 2.0 GHz			
	Front Side Bus	667/800/1066 MHz	667			
	L2 Cache	6 MB	1 MB			
	Chipset	GM45 + ICH9M				
	BIOS	Award 16 Mbit, SPI				
Expansion Slot	PCI	-				
	Mini-PCI	-				
	PCIe x16	4 GB/s per direction, 1 slot (if PCIe x16 is used, DVI is automatically disabled)				
Memory	Technology	DDR3 800/1066 MHz SDRAM				
	Max. Capacity	4 GB				
	Socket	2 x 204-pin SODIMM				
Graphics	Controller	Intel GM45 GMCH integrated Graphics Media Accelerator X4500				
	VRAM	Shared system memory up to 384 MB video memory				
	LVDS	Single channel 18/24-bit/Dual channel 36/48-bit LVDS				
	TV-Out	-				
	DVI	Yes (if DVI is used, PClex 16 is automatically disabled)				
	Dual Display	CRT + DVI; CRT + LVDS; DVI + LVDS				
Ethernet	Interface	10/100/1000 Mbps				
	Controller	GbE LAN1: Realtek RTL8111C; GbE LAN2: Realtek RTL8111C				
	Connector	RJ-45 x 2				
SATA	Max Data Transfer Rate	300 MB/s				
	Channel	2				
SSD	CompactFlash	Supports CompactFlash Type I/II				
Rear I/O	VGA	1				
	DVI	1				
	Ethernet	2				
	USB	4 (USB 2.0 compliant)				
	Audio	3 (Mic-in, Line-in, Line-out)				
	Serial	2 (1 of RS-232, 1 of RS-232/422/485)				
	PS/2	2 (1 x keyboard and 1 x mouse)				
Internal Connector	LVDS	1				
	USB	4 (USB 2.0 compliant)				
	Serial	4 (RS-232)				
	IDE	-				
	SATA	2				
	CompactFlash	1				
	Parallel	-				
	IrDA	-				
	FDD	-				
	GPIO	16-bit				
Watchdog Timer	Output	System reset				
	Interval	Programmable 1 ~ 255 sec/min				
Power Requirements	Power On	5 V	3.3 V	12 V	5 Vsb	-12 V
		0.99 A	2.67 A	2.07 A	0.17 A	0.08 A
Environment	Temperature	Operating		Non-Operating		
		0 ~ 60° C (32 ~ 140° F)		-20 ~ 70° C (-4 ~ 158° F)		
Physical Characteristics	Dimensions	170 mm x 170 mm (6.69" x 6.69")				

## Board Diagram



## Ordering Information

	Display	GbE	SATA	Serial	CF
AIMB-258G2-00A1E	VGA/DVI/ LVDS	Dual	2	6	1

## Optional Accessories

Part Number	Description
1700003195	USB cable with four ports, 17.5 cm
1700002204	USB cable with four ports, 27 cm
1700008461	USB cable with four ports, 30.5 cm

## Packing List

Part number	Description	Quantity
1700003194	SATA HDD cable	x 2
1700017461	SATA power cable	x 2
1750000348	CPU cooler	x 1
1960019193T100	I/O port bracket	x 1
2006025810	Startup manual	x 1
2066025800	Driver CD	x 1
1701400181	Cable kits for 4 serial ports	x 1

## Embedded OS/API

OS/API	Part No.	Description
	2070009518	Image WES2009 AIMB-258 V4.0 ENG
Win XPE	2070009657	XPE WES2009 AIMB-258 V4.0 CHT
	2070009658	XPE WES2009 AIMB-258 V4.0 MUI24
Software API	205E000021	SUSI 3.0 SW API for AIMB-258 XP

## Bracket View



AIMB-258G2-00A1E

# AIMB-262

LGA775 Intel® Core™2 Duo Mini-ITX  
with VGA, 4 COM, and LAN




## Features

- Supports Intel® LGA775 Core 2™ Duo/Pentium® Dual-Core/Pentium® 4/ Celeron® processors with FSB 533/800/1066 MHz
- Intel 945GC and ICH7
- Two SODIMM sockets support up to 2 GB DDR2 533/667 MHz SDRAM
- Supports onboard VGA and PCIe x16 expansion for additional graphics card
- Supports embedded software APIs and utilities

### Software APIs:



### Utilities:

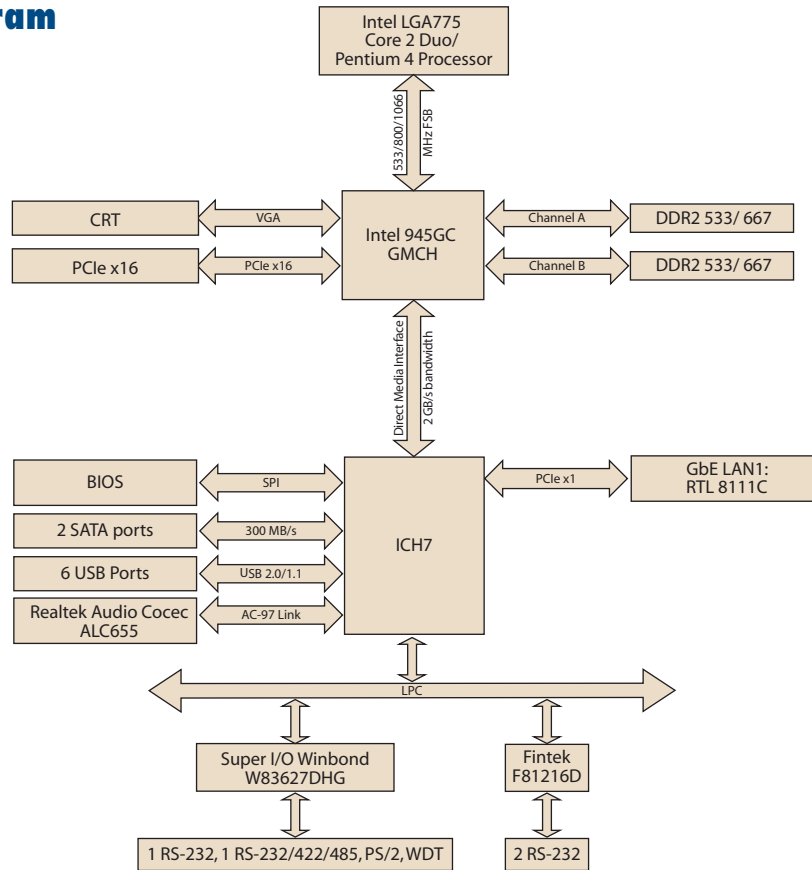


## Specifications

Processor System	CPU	Intel Core 2 Duo	Intel Pentium Dual-Core	Intel Pentium 4	Intel Celeron
	Max. Speed	E7400/E6700, 2.8/2.66 GHZ	E2200 2.2GHz	651 3.4 GHz	440 2.0 GHz
	Front Side Bus	1066 MHz	1066/800 MHz	800 MHz	800 MHz
	L2 Cache	3 MB/2 MB	1 MB	2 MB	512 K
	Chipset	Intel 945GC + ICH7			
	BIOS	Award 16 Mbit, SPI			
Expansion Slot	PCI	-			
	Mini-PCI	-			
	PCIe x16	4 GB/s per direction, 1 slot			
Memory	Technology	Dual channel DDR2 533/ 667 MHz SDRAM			
	Max. Capacity	2 GB			
	Socket	2 x 200-pin SODIMM			
Graphics	Controller	Intel Integrated Graphics Media Accelerator 950			
	VRAM	Shared system memory up to 224 MB			
Ethernet	Interface	10/100/1000 Mbps			
	Controller	GbE LAN1: Realtek RTL8111C			
	Connector	RJ-45 x 1			
SATA	Max Data Transfer Rate	300 MB/s			
	Channel	2			
Rear I/O	VGA	1			
	Ethernet	1			
	USB	4 (USB 2.0 compliant)			
	Audio	3 (Mic-in, Line-out, Line-in)			
	Serial	2 (1 x RS-232, 1 x RS-232/422/485)			
	Parallel	-			
	PS/2	2 (1 x keyboard and 1 x mouse)			
Internal Connector	USB	2 (USB 2.0 compliant)			
	Serial	2 (RS-232)			
	IDE	-			
	SATA	2			
	CompactFlash	-			
	Parallel	1			
	IrDA	-			
	GPIO	-			
Watchdog Timer	Output	System reset			
	Interval	Programmable 1 – 255 sec/min			
Power Requirements	Power On	5 V	3.3 V	12 V	5 Vsb
		4 A	1.02 A	2.35 A	0.26 A
Environment		Operating		Non-Operating	
	Temperature	0 ~ 60° C (32 ~ 140° F), depends on CPU speed and cooler solution		-20 ~ 70° C (-4 ~ 158° F)	
Physical Characteristics	Dimensions	170 mm x 170 mm (6.69" x 6.69")			



## Board Diagram



## Ordering Information

Part Number	VGA	GbE LAN	COM
AIMB-262VG-00A1E	Yes	1	4

## Packing List

Description	Quantity
SATA HDD cable	x 2
SATA Power cable	x 2
Serial cable	x 2
I/O port bracket	x 1
Startup manual	x 1
Driver CD	x 1

## Optional Accessories

Part Number	Description
1700008809	Parallel port cable with bracket
1700002204	Dual port USB cable (27 cm) with bracket
1960022033T000	LGA775 CPU cooler for 2U and wallmount chassis
AIMB-LVDS-00A1E	ADD2 LVDS expansion card
AIMB-VGA-00A1E	ADD2 VGA expansion card

## Embedded OS/API

OS/API	Part No.	Description
Win XPE	2070005409	XPE FP2007 AIMB-262 V3.01 ENG
	2070005410	XPE FP2007 AIMB-262 V3.01 CHT


## Bracket View



AIMB-262VG-00A1E

# AIMB-270

Intel® Core™ i7/i5/Celeron Mini-ITX with  
VGA/2DVI/LVDS, 6 COM, Dual LAN, PCIe x16



## Features

- Supports Intel® Core™ i7 and i5 mobile processor (PGA) with Intel QM57 chipset
- Supports dual display of 2 DVI, LVDS, and VGA
- Supports PCIe x16 (Gen 2) and mini PCIe
- Supports, AMT6.0 and software RAID 0, 1, 5, 10
- Supports embedded software APIs and Utilities

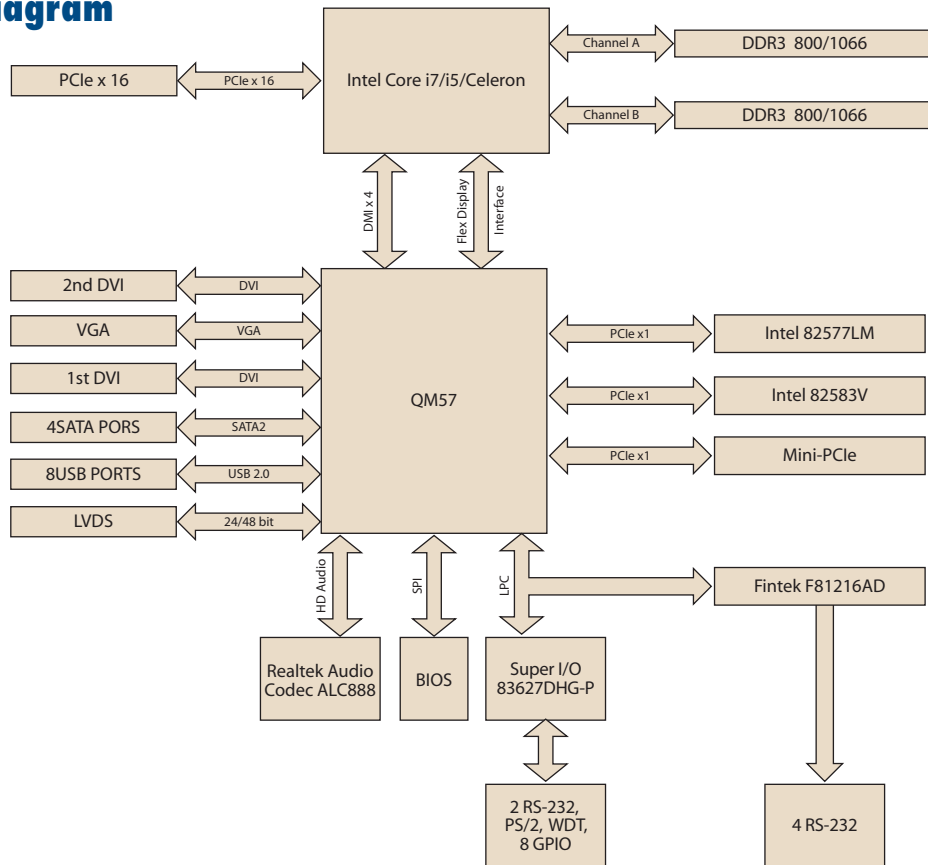


Note: eSOS requires ODM BIOS, available by request

## Specifications

Processor System	CPU	Intel Core i7	Core i5	Intel Celeron
	Max. Speed	2.66 GHz	2.4 GHz	1.86 GHz
	DMI/FDI	DMI/FDI		
	L2 Cache	4 MB	3 MB	2 MB
	Chipset	Intel 5 series Chipset (QM57)		
	BIOS	AMI EFI 64 Mbit SPI		
Expansion Slot	PCI	-		
	Mini-PCIe	1		
	PCIe x16 (Gen2)	8 GB/s per direction, 1 slot		
Memory	Technology	DDR3 800/1066 MHz SDRAM		
	Max. Capacity	8 GB		
	Socket	2x 204 PIN DDR3 Socket		
Graphics	Controller	Integrated Gfx Gen5.75, supports DirectX 10 and OpenGL 2.1		
	VRAM	Shared system memory, 2 GB and above, total system memory shared 1 GB maximum video memory		
	VGA	Yes, supports max. resolution 2048 x 1536		
	LVDS	Single channel 18/24-bit/Dual channel 36/48-bit LVDS, supports max resolution 1920 x 1200		
	1st DVI	Yes, supports max. resolution 1920 x 1200		
	2nd DVI	Yes, with internal pin header, supports max. resolution 1920 x 1200		
Dual Display	CRT+LVDS, CRT+DVI, LVDS+DVI			
Ethernet	Interface	10/100/1000 Mbps		
	Controller	GbE LAN1: Intel 82577LM, LAN2: Intel 82583V		
	Connector	RJ-45 x 2		
SATA	Max Data Transfer Rate	300 MB/s		
	Channel	4		
Rear I/O	VGA	1		
	DVI	1		
	Ethernet	2		
	USB	4 (USB 2.0 compliant)		
	Audio	3 (Mic-in, Line-out, Line-in)		
	Serial	2 (RS-232)		
	PS/2	2 (1 x keyboard and 1 x mouse)		
Internal Connector	USB	4 (USB 2.0 compliant)		
	LVDS/inverter	1		
	2nd DVI	1		
	Serial	4 (RS-232)		
	IDE	-		
	SATA	4		
	Mini-PCIe	1		
	Parallel	-		
	IrDA	-		
Watchdog Timer	Output	System reset		
	Interval	Programmable 1 ~ 255 sec/min		
Power Requirements	Power On	5 V	3.3 V	12 V
		3.42 A	1.1 A	1.19 A
				5 Vsb
Environment				-12 V
	Temperature	Operating 0 ~ 60° C (32 ~ 140° F), depends on CPU speed and cooler solution		Non-Operating -20 ~ 70° C (-4 ~ 158° F)
Physical Characteristics	Dimensions	170 mm x 170 mm (6.69" x 6.69")		

## Board Diagram



## Ordering Information

Part Number	VGA	2 DVI	GbE LAN	COM
AIMB-270G2-00A1E	Yes	Yes	2	6

## Optional Accessories

Part Number	Description
1700003195	USB cable with four ports, 17.5 cm
1700002204	USB cable with four ports, 27 cm
1700008461	USB cable with four ports, 30.5 cm
1700008822	DVI cable

## Packing List

Part Number	Description	Quantity
1700003194	SATA HDD cable	x 2
1703150102	SATA power cable	x 2
1960051292N001	CPU cooler	x 1
1701400181	Cable kit for 4 serial ports	x 1
1960019193T100	I/O port bracket	x 1
20060270010	Startup manual	x 1
20660270000	Driver CD	x 1

## Embedded OS/API

OS/API	Part No.	Description
Win XPE	2070009655	XPE WES2009 QM57 AIMB-270 V4.0 ENG
	2070009656	XPE WES2009 QM57 AIMB-270 V4.0 MUI24
Software API	205E270001	SUSI 3.0 SW API for AIMB-270 XP

## Bracket View



# AIMB-272

Intel® Core™ i7/i5/i3/Celeron Mini-ITX with VGA/DVI/HDMI/LVDS, 6 COM, Dual LAN, PCIe x16

NEW



## Features

- Supports Intel® Core™ i7/i5/i3 mobile processor (PGA) with Intel QM67/HM65 chipset
- Supports dual display of DVI, HDMI, LVDS, VGA
- Supports PCIe x16 (Gen 2) and mini PCIe
- Supports Intel vPro, AMT 7.0, PECC 3.0, Software RAID 0,1,5,10, TPM 1.2 (optional)
- Supports embedded software APIs and Utilities

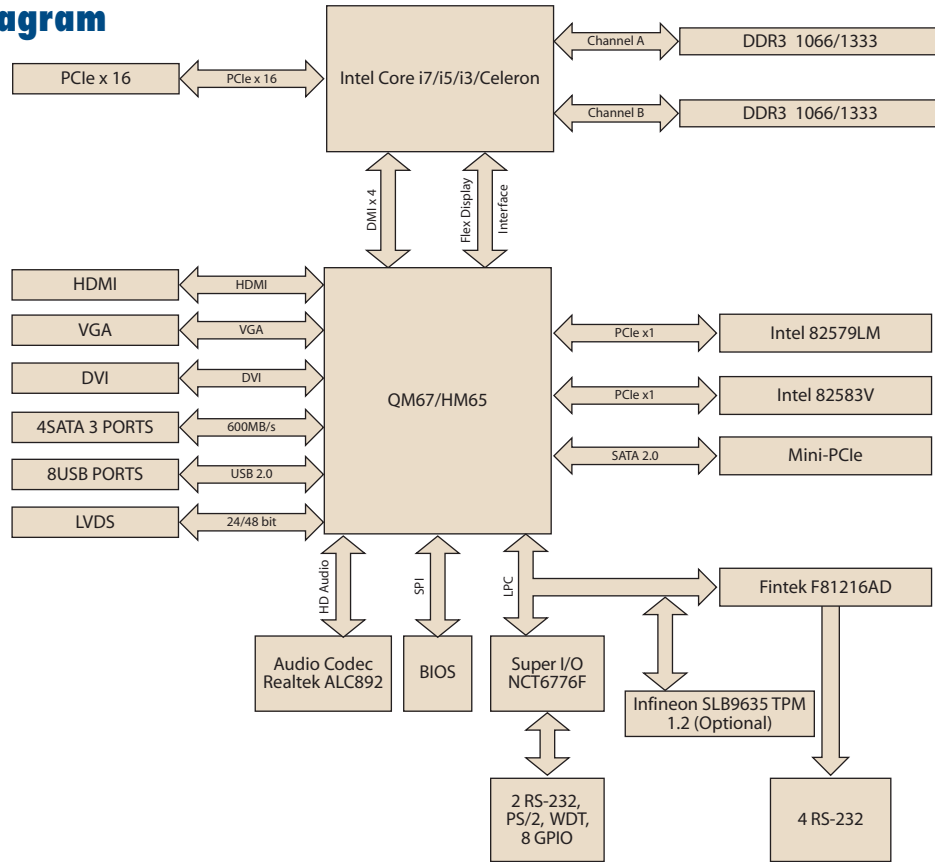


Note: eSOS requires ODM BIOS, available by request

## Specifications

Processor System	CPU	Intel Core i7-2710QE	Core i5-2510E	Core i3-2330E	Celeron B810
	Core Number	4	2	2	2
	Max Speed	2.1 GHz	2.5 GHz	2.2 GHz	1.6 GHz
	L3 Cache	6 MB	3 MB	3 MB	2 MB
	Chipset	QM67/HM65			
	BIOS	AMI EFI 64 Mbit SPI			
Expansion Slot	PCI	-			
	Mini-PCIe	1			
	PCIe x16 (Gen2)	8 GB/s per direction, 1 slot			
Memory	Technology	Dual Channel DDR3 1066/1333 MHz SDRAM			
	Max. Capacity	8 GB			
	Socket	2x 204 PIN DDR3 SODIMM			
Graphics	Controller	Integrated Gfx Gen5.75, supports DirectX 10 and OpenGL 2.1			
	VRAM	Shared system memory, 2 GB and above, total system memory shared 1 GB maximum video memory			
	VGA	Yes, supports max. resolution 2048 x 1536			
	LVDS	Single channel 24-bit/dual channel 48-bit LVDS			
	HDMI	Supports HDMI 1.4, 1650 Mbps/channel with 165 MHz			
	DVI	Yes, supports max resolution 1920 x 1200			
Dual Display	CRT+LVDS, CRT+DVI, DVI+HDMI, LVDS+HDMI, CRT+HDMI, DVI+LVDS				
Ethernet	Interface	10/100/1000 Mbps			
	Controller	GbE LAN1: Intel 82579LM, LAN2: Intel 82583V			
	Connector	RJ-45 x 2			
SATA	Max Data Transfer Rate	600 MB/s (SATA 3.0)/ 300 MB/s (SATA 2.0)			
	Channel	2/2			
Rear I/O	VGA	1			
	HDMI	1			
	Ethernet	2			
	USB	4 (USB 2.0 compliant)			
	Audio	3 (Mic-in, Line-out, Line-in)			
	Serial	2 (RS-232)			
	PS/2	2 (1 x keyboard and 1 x mouse)			
Internal Connector	USB	4 (USB 2.0 compliant)			
	LVDS/inverter	1			
	DVI	1			
	Serial	4 (RS-232)			
	IDE	-			
	SATA	2 (SATA 3.0), 2 (SATA 2.0)			
	Mini-PCIe	1			
	Cfast	1			
	Parallel	-			
IrDA	-				
Watchdog Timer	Output	System reset			
	Interval	Programmable 1 ~ 255 sec/min			
Power Requirements	Power On	5 V	3.3 V	12 V	5 Vsb
		3.42 A	1.1 A	1.19 A	0.5 A
Environment	Operating	Non-Operating			-12 V
	Temperature	0 ~ 60° C (32 ~ 140° F), depends on CPU speed and cooler solution			0.07A
Physical Characteristics	Dimensions	170 mm x 170 mm (6.69" x 6.69")			

### Board Diagram



### Ordering Information

Part Number	Chipset	VGA	DVI	LVDS	HDMI	GbE LAN	COM
AIMB-272G2-00A1E	QM67	Yes	Yes	Yes	Yes	2	6
AIMB-272VG-00A1E	HM65	Yes	Yes	No	Yes	1	6

### Optional Accessories

Part Number	Description
1700003195	USB cable with four ports, 17.5 cm
1700002204	USB cable with four ports, 27 cm
1700008461	USB cable with four ports, 30.5 cm
1700008822	DVI cable

### Packing List


Part Number	Description	Quantity
1700003194	SATA HDD cable	x 2
1703150102	SATA power cable	x 2
1960051292N001	CPU cooler	x 2
1701400181	Cable kit for 4 serial ports	x 1
1960019192T100	I/O port bracket	x 1
20060272010	Startup manual	x 1
20660272000	Driver CD	x 1

### Bracket View



# AIMB-280

Intel® Core™ i7/i5/i3/Pentium® Mini-ITX  
with VGA/DVI, 2 COM, Dual LAN, PCIe x16



## Features

- Supports Intel® Core™ i7/i5/i3/Pentium® processor with Q57 chipset
- One DIMM socket supports up to 4 GB DDR3 800/1066/1333 MHz SDRAM
- Supports dual display, VGA and DVI, and dual GbE LAN
- Supports 2 COM, 8 USB, and 4 SATA ports
- Supports embedded software APIs and Utilities

### Software APIs:



### Utilities:

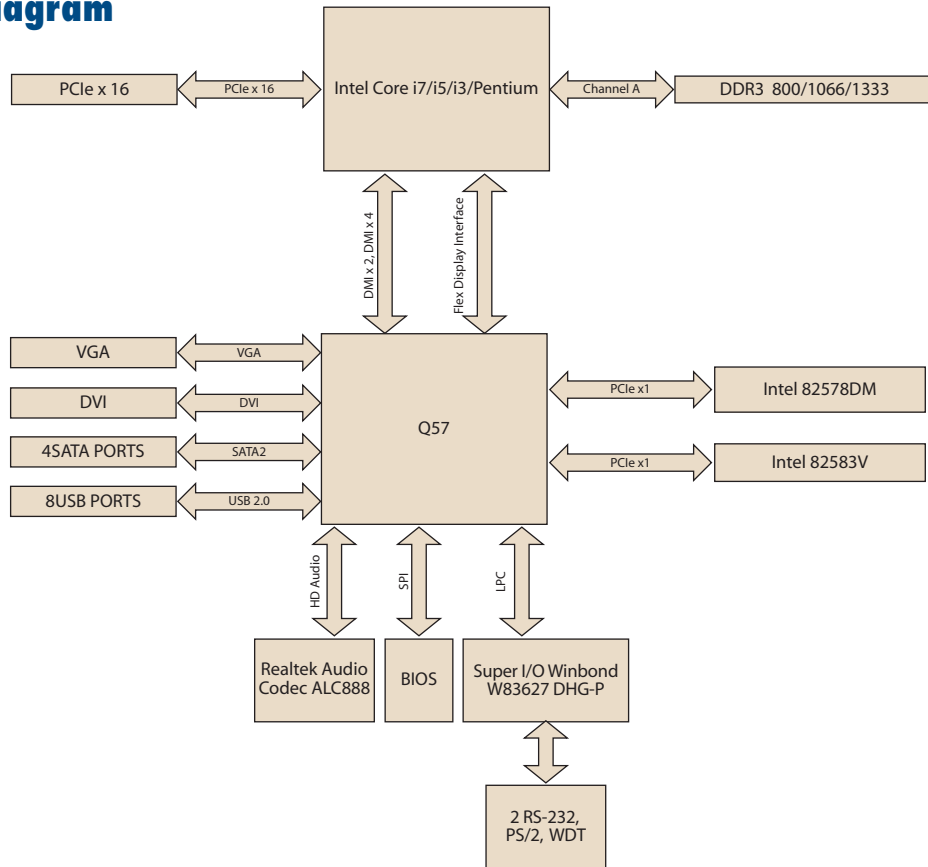


Note: eSOS requires ODM BIOS, available by request

## Specifications

Processor System	CPU	Core i7	Core i5 700	Core i5 600	Core i3	Pentium
	Max. Speed	4	4	2	2	2
	Max. speed	2.93 GHz	2.66 GHz	3.3 GHz	3.06 GHz	2.8 GHz
	Integrated Graphics	No	No	Yes	Yes	Yes
	L3 Cache	8 MB	8 MB	4 MB	4 MB	3 MB
	Chipset	Q57				
	BIOS	AMI 64 Mbit SPI				
Expansion Slot	PCI	-				
	Mini-PCI	-				
	PCIe x16 (Gen2)	8 GB/s per direction, 1 slot				
Memory	Technology	DDR3 800/1066/1333 MHz SDRAM				
	Max. Capacity	4 GB				
	Socket	1 x 240-pin DIMM				
Graphics	Controller	Intel HD Graphics				
	VRAM	1 GB maximum shared memory with 2 GB and above system memory installed				
Ethernet	Interface	10/100/1000 Mbps				
	Controller	GbE LAN1: Intel 82578DM, LAN2: Intel 82583V				
	Connector	RJ-45 x 2				
SATA	Max Data Transfer Rate	300 MB/s				
	Channel	4				
Rear I/O	VGA	1				
	DVI	1				
	Ethernet	2				
	USB	4 (USB 2.0 compliant)				
	Audio	3 (Mic-in, Line-out, Line-in)				
	Serial	2 (RS-232)				
	PS/2	2 (1 x keyboard and 1 x mouse)				
Internal Connector	USB	4 (USB 2.0 compliant)				
	Serial	-				
	IDE	-				
	SATA	4				
	CompactFlash	-				
	Parallel	-				
	IrDA	-				
Watchdog Timer	Output	System reset				
	Interval	Programmable 1 ~ 255 sec/min				
Power Requirements	Power On	5 V	3.3 V	12 V	5 Vsb	-12 V
		1.85 A	0.73 A	3.14 A	0.31 A	0.11 A
Environment		Operating			Non-Operating	
	Temperature	0 ~ 60° C (32 ~ 140° F), depends on CPU speed and cooler solution			-20 ~ 70° C (-4 ~ 158° F)	
Physical Characteristics	Dimensions	170 mm x 170 mm (6.69" x 6.69")				

### Board Diagram



### Ordering Information

Part Number	Chipset	VGA	DVI	SW RAID	USB	COM	GbE LAN
AIMB-280QG2-00A1E	Q57	Yes	Yes	Yes	8	2	2

### Optional Accessories

Part Number	Description
1700002204	Dual port USB cable (27 cm) with bracket
1960047670N001	LGA1156 CPU cooler for 2U and wallmount chassis

### Packing List

Part Number	Description	Quantity
1700003194	SATA HDD cable	x 2
1703150102	SATA Power cable	x 2
1960019193T100	I/O port bracket	x 1
2002028010	Startup manual	x 1
2062028000	Driver CD	x 1

### Embedded OS/API

OS/API	Part No.	Description
Win XPE	2070009652	XPE WES2009 Q57 AIMB-280/580/780 V4.0 ENG
	2070009653	XPE WES2009 Q57 AIMB-280/580/780 V4.0 MUI24
Software API	205E280000	SUSI 3.0 SW API for AIMB-280 XP

### Bracket View



# AIMB-562 KIOSK

LGA775 Intel® Core™2 Duo  
MicroATX with Dual VGA/LVDS,  
10 COM, Single LAN




## Features

- Intel® 945G/945GC chipset supports 533/800/1066 MHz FSB
- Dual channel DDR2 533/667 MHz SDRAM up to 4 GB
- Supports dual VGA and 24-bit LVDS panel, dual channel 3 W amplifier
- Supports 10 serial ports, 8 USB, 16-bit GPIO
- Supports embedded software APIs and utilities

### Software APIs:



### Utilities:

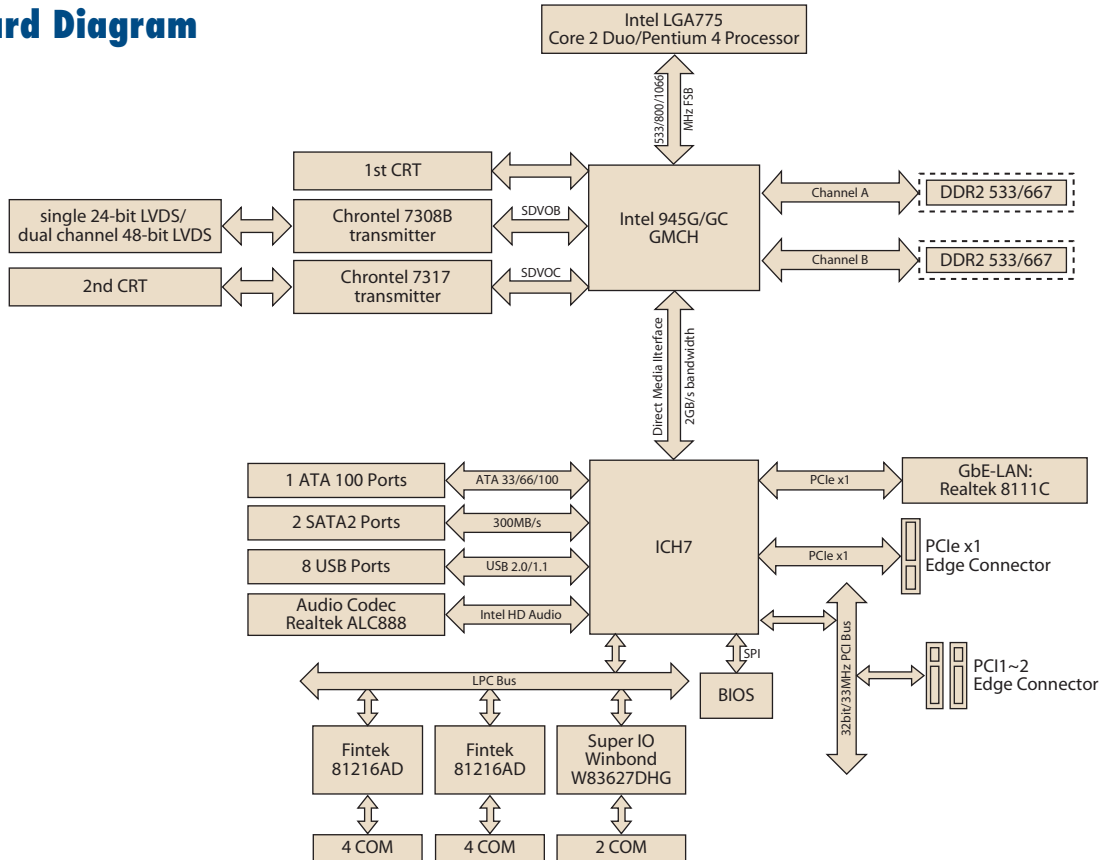


## Specifications

Processor System	CPU (65 nm/90 nm)	Intel Core 2 Duo	Intel Pentium Dual-Core	Intel Pentium 4	Intel Celeron
	Max. Speed	E7400 2.8 GHz	E2200 2.2 GHz	651 3.4 GHz	440 2.0 GHz
	L2 Cache	4 MB	1 MB	2 MB	512 KB
	Chipset	Intel 945G/945GC + ICH7			
	BIOS	Award 16 Mbit, SPI			
	Front Side Bus	533/800/1066 MHz			
Expansion Slot	PCIe x16	-			
	PCIe x1	250 MB per direction, 1 slot			
	PCI	32-bit/33 MHz, 2 slots			
Memory	Technology	Dual channel DDR2 533/667 MHz SDRAM			
	Max. Capacity	4 GB			
	Socket	2 x 240-pin DIMM			
Graphics	Embedded	Intel GMA 950 sharing 224 MB system memory			
	LVDS	Supports single channel 24-bit/dual channel 48-bit LVDS, via Chrontel 7308B SDVO transmitter			
	2nd VGA	Supports 2nd CRT, via Chrontel 7317 SDVO transmitter			
Ethernet	Dual Display	CRT + LVDS, CRT + CRT			
	Interface	10/100/1000 Mbps			
	Controller	GbE LAN: Realtek 8111C			
SATA II	Connector	RJ-45 x 1			
	Max. Data Transfer Rate	300 MB/s			
EIDE	Channel	2			
	Mode	ATA 100/66/33			
I/O Interface	Channel	1 (max. 2 devices)			
	VGA	2			
	USB	8			
	Audio	2 (Line-out, Mic-in)			
	Serial	10 (8 of RS-232; 2 of RS-232/422/485 supports auto flow control)			
	Parallel	1 (SPP/EPP/ECP)			
	FDD	-			
	PS/2	2 (1 x keyboard and 1 x mouse)			
	GPIO	16-bit GPIO			
Watchdog Timer	Output	System reset			
	Interval	Programmable 1 ~ 255 sec/min			
Power Requirements	Power On	Intel Core 2 Duo E4300 1.8 GHz FSB 800 MHz, 1 GB DDR2 667 SDRAM			
		3.3 V	5 V	12 V	5 Vsb -12 V
		1.02 A	4 A	2.35 A	0.26 A 0.12 A
Environment		Operating		Non-Operating	
	Temperature	0 ~ 60° C (32 ~ 140° F), depends on CPU speed and cooler solution		-20 ~ 70° C (-4 ~ 158° F)	
Physical Characteristics	Dimensions (W x D)	244 x 244 mm (9.6" x 9.6")			



## Board Diagram



## Ordering Information

Part Number	Chipset	Display	COM	GbE LAN
AIMB-562VG-KSA1E	945G	2 CRT/LVDS	10	1
AIMB-562VG-GRA1E	945G	2 CRT	10	1
AIMB-562L-KSA1E	945GC	1 CRT	10	1

\*We strongly suggest using only Advantech's certified LGA775 CPU coolers to ensure board reliability under harsh conditions.

## Riser Card

Part Number	Description
AIMB-R430P-03A2E	2U riser card for 3 PCI expansion

## Bracket View



AIMB-562VG-KSA1E  
AIMB-562VG-GRA1E



AIMB-562L-KSA1E

## Packing List


Description	Quantity
IDE HDD cable	x 1
Serial ATA HDD data cable	x 2
Serial ATA HDD power cable	x 2
COM port cable kit	x 4
I/O port bracket	x 1
Startup manual	x 1
Utility CD	x 1

## Optional Accessories

Part Number	Description
1750000334	LGA775 CPU cooler (115 W)
1960022033T100	LGA775 CPU cooler for 2U chassis (2 VGA)
1960046434T000	LGA775 CPU cooler for 2U chassis (1 VGA)
1700008461	USB cable with four ports, 30.5 cm
1700002204	USB cable with dual ports, 27 cm
1700003195	USB cable with dual ports, 17.5 cm
1700008809	Printer port cable



# AIMB-564

LGA775 Intel® Core™2 Quad/Core™2 Duo  
MicroATX with VGA, PCIe, SW RAID, and LAN



## Features

- Intel® Q965 chipset 533/800/1066 MHz FSB
- Supports Intel® Core™2 Quad/Core™2 Duo processor
- Dual channel DDR2 533/667/800 MHz SDRAM up to 8 GB
- Chipset integrated VGA sharing 256 MB system memory
- PCIe x16 slot expansion
- Supports SATA RAID 0, 1, 5, and 10
- Supports single 10/100/1000 Mbps Ethernet via dedicated PCIe x1 bus

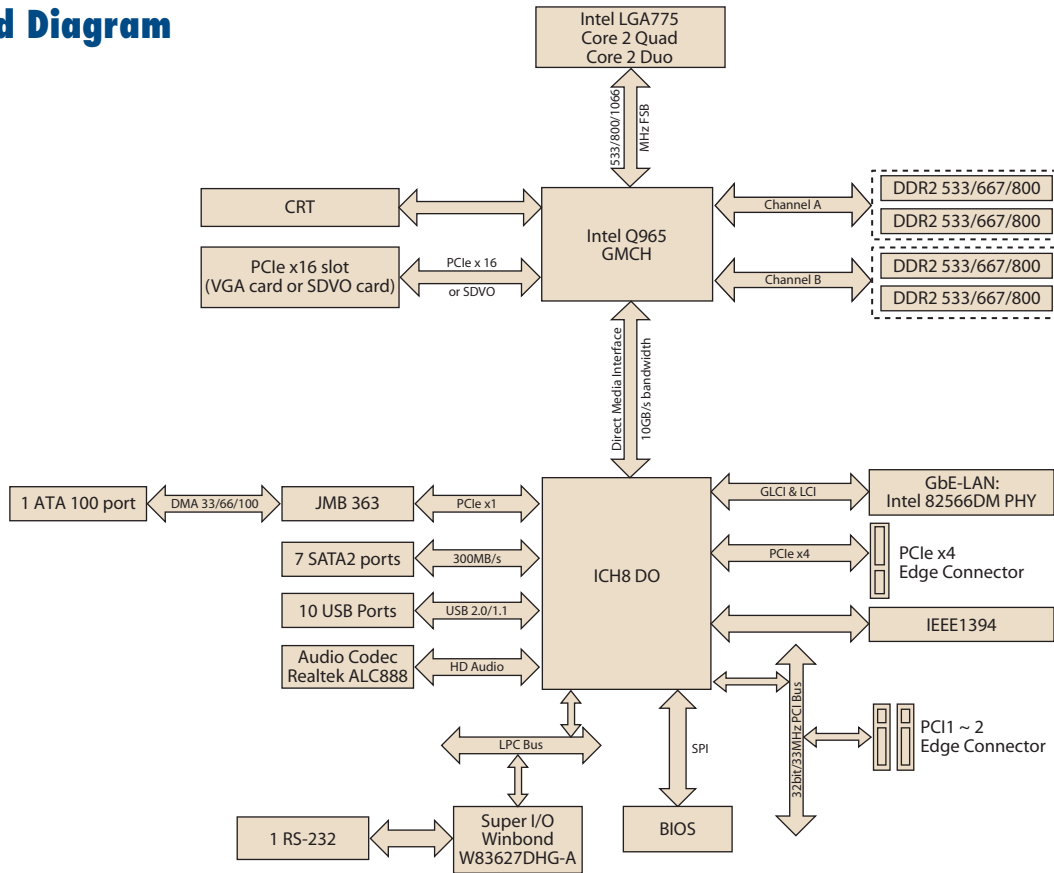
Software APIs:    
SMBus H/W Monitor

Utilities:    
BIOS flash Monitoring

## Specifications

	CPU (65nm/ 90nm)	Intel Core 2 Quad	Intel Core 2 Duo	Intel Pentium Dual-Core	Intel Pentium 4	Intel Celeron D	
Processor System	Max. Speed	Q6700 2.66 GHz	E7400 2.8 GHz	E2200 2.2 GHz	672 3.8 GHz	352 3.2 GHz	
	L2 Cache	8 MB	3 MB	1 MB	2 MB/1 MB	512 KB	
	Chipset	Intel Q965+ICH8 DO					
	BIOS	AMI 16 Mbit, SPI					
	Front Side Bus	533/800/1066 MHz					
Expansion Slot	PCIe x16	4.0 GB/s per direction, 1 slot					
	PCIe x4	1.0 GB/s per direction, 1 slot					
	PCI	32-bit/33 MHz, 2 slots					
Memory	Technology	Dual channel DDR2 533/667/800 MHz SDRAM					
	Max. Capacity	8 GB					
	Socket	4 x 240-pin DIMM					
Graphics	Embedded	Intel GMA 3000 sharing 256 MB system memory					
	Add-on	PCIe x 16 slot					
Ethernet	Interface	10/100/1000 Mbps					
	Controller	GbE LAN: Intel 82566DM					
	Connector	RJ-45 x 1					
SATA II	Max. Data Transfer Rate	300 MB/s					
	Channel	7					
EIDE	Mode	ATA 100/66/33					
	Channel	1 (max. 2 devices)					
I/O Interface	VGA	1					
	USB	10					
	Audio	8-CH HD Audio (Mic-in, Line-in, Line-out, CD-in, 6 jacks)					
	Serial	1 (RS-232)					
	Parallel	1 (SPP/EPP/ECP)					
	FDD	1					
	PS/2	2 (1 x keyboard and 1 x mouse)					
	eSATA	1					
	IEEE 1394	2 (1 on rear panel, 1 on internal connector)					
Watchdog Timer	Output	System reset					
	Interval	Programmable 1~255 sec/min					
Power Requirements	Power On	Pentium 4 3.4 GHz, 1 GB SDRAM, 80 GB HDD					
		+12 V	+5 V	+3.3 V	5 Vsb		
		3.07A	10.37A	2.83A	0.46A		
Environment	Temperature	Operating			Non-Operating		
		0 ~ 60° C (32 ~ 131° F), depends on CPU speed and cooler solution			-20 ~ 70° C (-4 ~ 158° F)		
Physical Characteristics	Dimensions (W x D)	244 x 244 mm (9.6" x 9.6")					

## Board Diagram



## Ordering Information

Part Number	VGA	GbE LAN
AIMB-564VG-00A1E	Yes	Single

\*AIMB-564 cannot be installed in ACP-2000MB and 1U chassis.

\*\*We strongly suggest using only Advantech's certified LGA775 CPU coolers to ensure board reliability under harsh conditions.

## Riser Card

Part Number	Description
AIMB-RP3PF-21A1E	2U riser card for 1 PCIe x16 and 2 PCI expansion

## Bracket View



AIMB-564VG-00A1E

## Packing List

Description	Quantity
IDE HDD cable	x 1
Serial ATA HDD data cable	x 4
Serial ATA HDD power cable	x 2
I/O port bracket	x 1
Startup manual	x 1
Utility CD	x 1

## Optional Accessories


Part Number	Description
1750000334	LGA775 CPU cooler (115 W)
1960022033T000	LGA775 CPU cooler for 2U chassis
1700006915	Power relay cable to activate ACP-4000 LED indicators
1700006916	Power relay cable to activate IPC-610H LED indicators

## Embedded OS/API

OS/API	Part No.	Description
Win XPE	2070003977	XPE SP2 FP2007 AIMB-564 V3.1 ENG 792.81 MB
	2070006570	XPE FP2007 AIMB-564 V3.01 CHT
Software API	205E564010	SUSI 3.0 SW API for AIMB-564 XP

# AIMB-566

LGA775 Intel® Core™2 Quad/Core™2 Duo  
MicroATX with VGA/DVI, 2 COM, and LAN



## Features

- Intel® Q35 and ICH9 DO supporting 800/1066/1333 MHz FSB
- Supports dual core and quad core processors with 45nm processing
- Dual channel DDR2 667/800 MHz SDRAM up to 8 GB
- Supports dual display, VGA and DVI-D
- Supports embedded software APIs and utilities

### Software APIs:



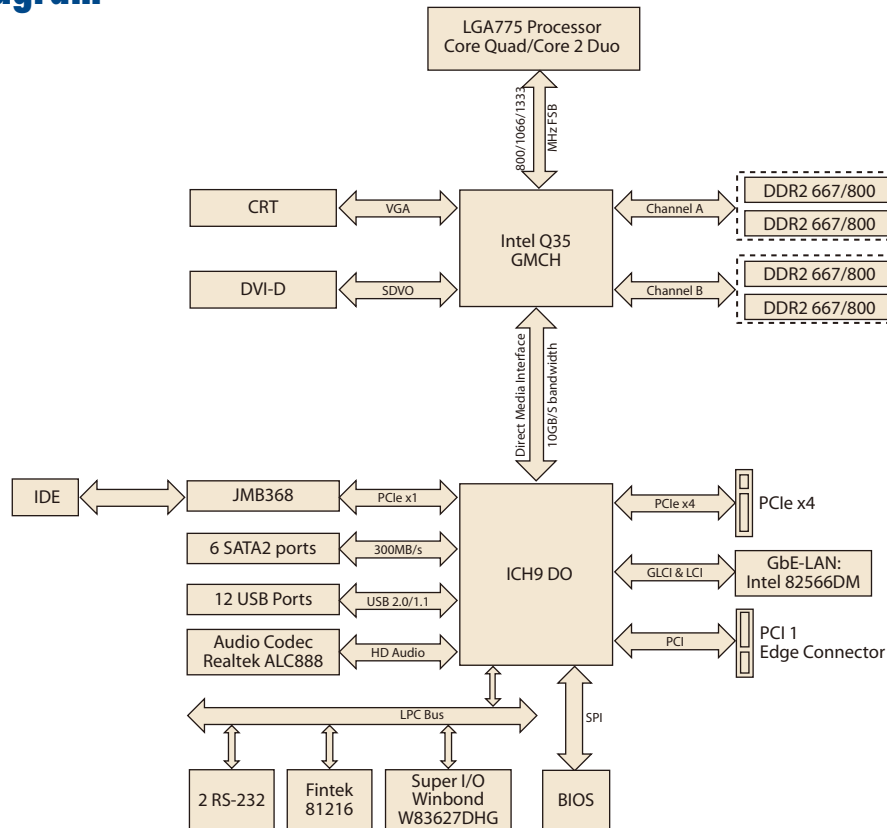
### Utilities:



## Specifications

	CPU (45/65/90nm)	Intel Core 2 Quad	Intel Core 2 Duo	Intel Pentium Dual-Core	Intel Celeron	Intel® Celeron®
Processor System	Max. Speed	Q9400 2.66 GHz		E8500 3.16 GHz	E5300 2.6 GHz	440 2.0 GHz
	L2 Cache	6 MB		6 MB	2 MB	512 KB
	Chipset	Intel Q35 + ICH9 DO				
	BIOS	AMI 32 Mbit, SPI				
	Front Side Bus	800/1066/1333 MHz				
Expansion Slot	PCIe x4	1 GB/s per direction, 1 slot				
	PCI	32-bit/33 MHz, 1 slot				
Memory	Technology	Dual channel DDR2 667/800 MHz SDRAM				
	Max. Capacity	8 GB				
	Socket	4 x 240-pin DIMM				
Graphics	Embedded	Chipset integrated VGA controller				
	DVI	Yes, via Chronitel 7307C SDVO transmitter				
	Dual Display	CRT + DVI				
Ethernet	Interface	10/100/1000 Mbps				
	Controller	Intel 82566DM				
	Connector	RJ-45 x 1				
SATA II	Max. Data Transfer Rate	300 MB/s				
	Channel	6				
EIDE	Mode	ATA 100/66/33				
	Channel	1 (max. 2 devices)				
I/O Interface	VGA	1				
	DVI-D	1				
	USB	12				
	Audio	2 (Mic-in, Line-out)				
	Serial	2 (RS-232)				
	FDD	1				
	PS/2	2 (1 x keyboard and 1 x mouse)				
Watchdog Timer	Output	System reset				
	Interval	Programmable 1~ 255 sec/min				
Power Requirements	Power On	Intel Core 2 Quad 9300 2.5 GHz, 8 GB DDR2 800 SDRAM				
		+12 V	+5 V	+3.3 V	5 Vsb	-12 V
		3.36 A	3.15 A	2.01 A	0.88 A	0.08 A
Environment	Temperature	Operating			Non-Operating	
		0 ~ 60° C (32 ~ 140° F), depends on CPU speed and cooler solution			-20 ~ 70° C (-4 ~ 158° F)	
Physical Characteristics	Dimensions (W x D)	244 mm x 244 mm (9.6" x 9.6")				

## Board Diagram



## Ordering Information

	VGA	DVI	GbE	COM	SATA
AIMB-566VG-00A1E	1	1	1	2	6

\*We strongly suggest using only Advantech's certified LGA775 CPU coolers to ensure board reliability under harsh conditions.

## Riser Card

Part Number	Description
AIMB-RP10P-01A1E	1U riser card for 1 PCI expansion
AIMB-RP30P-03A1E	2U riser card for 3 PCI expansion

## Bracket View



AIMB-566VG-00A1E

## Packing List

Description	Quantity
IDE HDD cable	x 1
Floppy cable	x 1
Serial ATA HDD data cable	x 2
Serial ATA HDD power cable	x 2
I/O port bracket	x 1
Startup manual	x 1
Utility CD	x 1

## Optional Accessories


Part Number	Description
1750000334	LGA775 CPU cooler (115 W)
1960022033T000	LGA775 CPU cooler for 2U chassis
1700003195	USB cable with two ports, 17.5 cm
1700002204	USB cable with two ports, 27 cm
1700008461	USB cable with four ports, 30.5 cm

## Embedded OS/API

OS/API	Part No.	Description
Win XPE	2070005289	XPE FP2007 AIMB-566 V3.01 ENG
	2070005290	XPE FP2007 AIMB-566 V3.01 CH
Software API	205E000021	SUSI 3.0 SW API for AIMB-566 XP

# AIMB-567

LGA775 Intel® Core™2 Quad MicroATX  
with Dual VGA/DVI, 4 COM, Dual LAN




## Features

- Intel® G41 chipset supports 800/1066/1333 MHz FSB
- Dual channel DDR3 800/1066/1333 MHz SDRAM up to 4 GB
- Supports dual display, VGA and DVI-D
- Supports dual core and quad core processors with 45nm processing
- Supports SATA RAID 0,1,5,10 for G2 version
- Supports Embedded Software APIs and Utilities

### Software APIs:



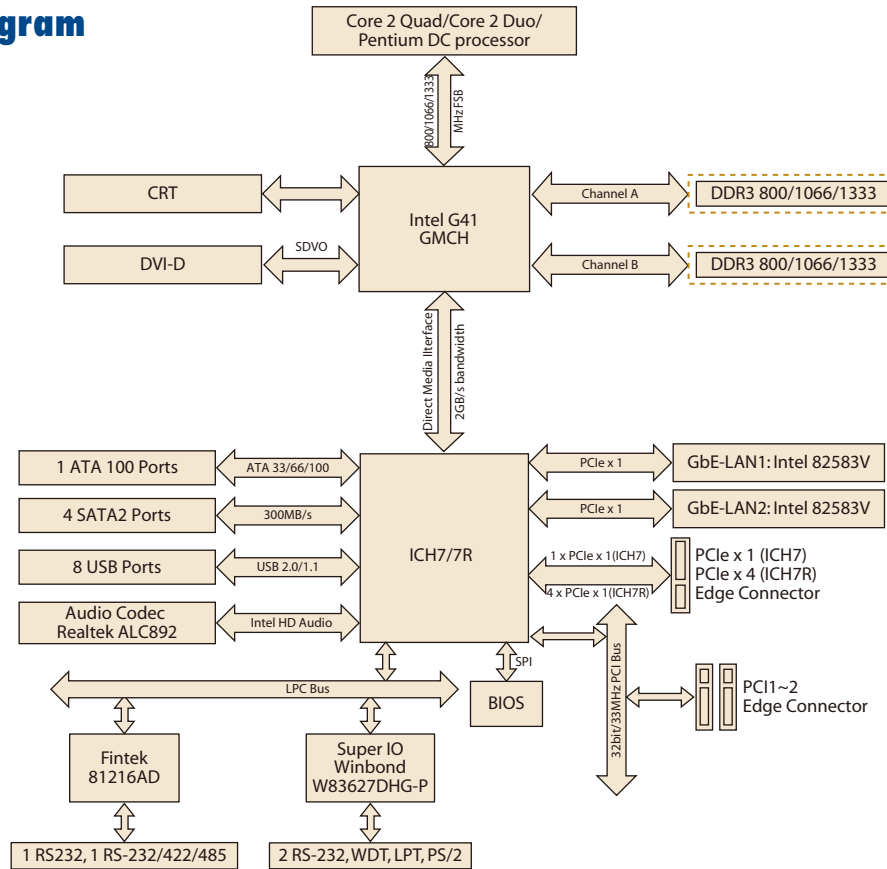
### Utilities:



## Specifications

Processor System	CPU (45 nm/65 nm)	Intel Core 2 Quad	Intel Core 2 Duo	Intel Pentium Dual-Core	Intel Celeron	
	Max. Speed	Q9400 2.66 GHz	E8500 3.16 GHz	E6500 2.6 GHz	E1500 2.2 GHz	
	L2 Cache	6 MB	6 MB	6 MB	512 KB	
	Chipset	Intel G41+ICH7(VG), Intel G41+ICH7R(G2)				
	BIOS	AMI 16 Mbit, SPI				
	Front Side Bus	800/1066/1333 MHz				
Expansion Slot	PCIe x16 (Gen2)	4.0 GB/s per direction, 1 slot				
	PCIe x4	1 GB/s per direction, 1 slot (G2)				
	PCIe x1	250 MB per direction, 1 slot(VG)				
	PCI	32-bit/33 MHz, 2 slots				
Memory	Technology	Dual channel DDR3 800/1066/1333 MHz SDRAM				
	Max. Capacity	4 GB				
	Socket	2 x 240-pin DIMM				
Graphics	Embedded	Intel GMA X4500 shared 352 MB system memory				
	DVI	Yes (If DVI is used, PCIe x16 is automatically disabled), Chronitel 7318C Transmitter				
	Dual Display	CRT+DVI				
Ethernet	Interface	10/100/1000 Mbps				
	Controller	GbE LAN1: Intel 82583V, GbE LAN2: Intel 82583V				
	Connector	RJ-45 x 2				
SATA II	Max. Data Transfer Rate	300 MB/s				
	Channel	4				
EIDE	Mode	ATA 100/66/33				
	Channel	1 (max. 2 devices)				
Rear I/O	VGA	1				
	DVI	1				
	Ethernet	2				
	USB	4 (USB 2.0)				
	Audio	2 (Mic-in, Line-out)				
	Serial	2 (RS-232)				
	PS/2	2 (1 x keyboard and 1 x mouse)				
Internal Connector	USB	4 (USB 2.0)				
	Serial	2 (1 x RS-232, 1 x RS-232/422/485 to support auto flow control)				
	IDE	1				
	SATA	4				
	FDD	-				
	Parallel	1				
	GPIO	8-bit GPIO				
Watchdog Timer	Output	System reset				
	Interval	Programmable 1 ~ 255 sec/min				
Power Requirement	Power On	Intel Core 2 Quad Q9400 2.66 GHz FSB 1333 MHz, 4 GB DDR3 1066 SDRAM				
		3.3 V	5 V	12 V	5 Vsb	-12 V
		0.19 A	2.98 A	3.48 A	0.18 A	0.18 A
Environment		Operating		Non-Operating		
	Temperature	0 ~ 60° C (32 ~ 140° F), depends on CPU speed and cooler solution		-20 ~ 70° C (-4 ~ 158° F)		
Physical Characteristics	Dimensions (W x D)	244 x 244 mm (9.6" x 9.6")				

## Board Diagram



## Ordering Information

Part Number	Chipset	Display	GbE	SW RAID	PCIe x4	PCIe x1
AIMB-567G2-00A1E	G41/ICH7R	VGA/DVI	2	Yes	1	-
AIMB-562VG-00A1E	G41/ICH7	VGA	1	No	-	1

\*We strongly suggest using only Advantech's certified LGA775 CPU coolers to ensure board reliability under harsh conditions.

## Riser Card

Part Number	Description
AIMB-RP3PF-21A1E	2U riser card with 1 PCIe x16 & 2 PCI slot expansion
AIMB-RP30P-03A1E	2U riser card for 3 PCI expansion
AIMB-RP10P-01A1E	1U riser card for 1 PCI expansion

## Bracket View



AIMB-567G2-00A1E



AIMB-567VG-00A1E

## Packing List

Description	Quantity
IDE HDD cable	x 1
Serial ATA HDD data cable	x 2
Serial ATA HDD power cable	x 2
COM port cable kit	x 2
I/O port bracket	x 1
Startup manual	x 1
Utility CD	x 1

## Optional Accessories

Part Number	Description
1750000334	LGA775 CPU cooler (115 W)
1960022033T100	LGA775 CPU cooler for 2U chassis
1700008461	USB cable with four ports, 30.5 cm
1700002204	USB cable with dual ports, 27 cm
1700003195	USB cable with dual ports, 17.5 cm
1700008809	Printer port cable
1700018699	KBMS cable 1*6P-2.5/DIN-6P(F)*2, 25 cm

# AIMB-580

LGA1156 Intel® Core™ i7/i5/i3/Pentium®/Xeon  
MicroATX with VGA/DVI, 4 COM, Dual LAN



## Features

- Supports Intel® Core™ i7/i5/i3/Pentium/Xeon processor with Q57/3450 chipset
- Four DIMM socket supports up to 16 GB DDR3 800/1066/1333 MHz SDRAM
- Supports dual display of VGA and DVI and dual GbE LAN
- Supports SATA RAID 0, 1, 5, 10, AMT 6.0, TPM 1.2 (optional)
- Supports embedded software APIs and utilities

### Software APIs:



### Utilities:



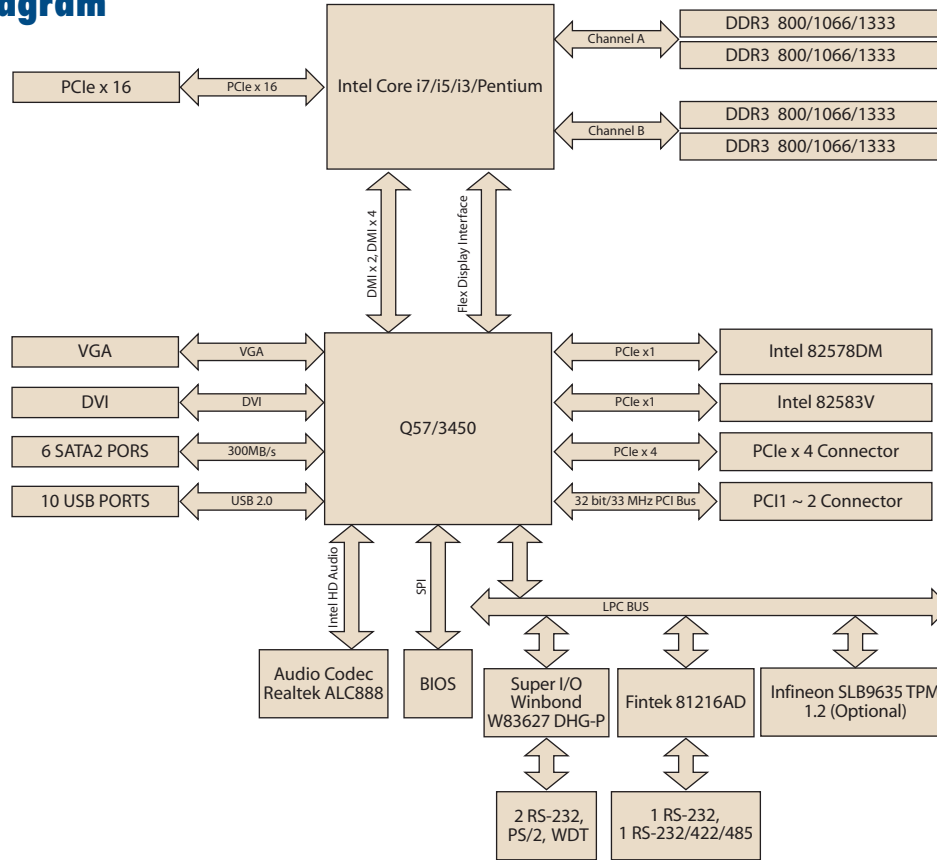
Note: eSOS requires ODM BIOS, available by request

## Specifications

Processor System	CPU.	Xeon 34xx	Intel Core i7 8xx	Intel Core i5 7xx	Intel Core i5 6xx	Intel Core i3 5xx	Intel Pentium G69xx			
	Core number	4	4	4	2	2	2			
	Max.speed	2.93 GHz	2.93 GHz	2.66 GHz	3.3 GHz	3.06 GHz	2.8 GHz			
	Integrated Graphic	No	No	No	Yes	Yes	Yes			
	L3 Cache	8 MB	8 MB	8 MB	4 MB	4 MB	3 MB			
	Support model	WG2	QG2	QG2	WG2/QG2	WG2/QG2	WG2/QG2			
	Chipset	Q57/3450								
	BIOS	AMI 64 Mbit SPI								
Expansion Slot	PCI	32-bit/33 MHz, 2 slots								
	PCIe x4	1.0 GB/s per direction, 1 slot								
	PCIe x16 (Gen2)	8 GB/s per direction, 1 slot								
Memory	Technology	Dual Channel DDR3 800/1066/1333 MHz SDRAM								
	Max. Capacity	16 GB								
	Socket	4 x 240-pin DIMM								
Graphics	Controller	Intel HD Graphics								
	VRAM	1 GB maximum shared memory with 2 GB and above system memory installed								
Ethernet	Interface	10/100/1000 Mbps								
	Controller	GbE LAN1: Intel 82578DM, GbE LAN2: Intel 82583V								
	Connector	RJ-45 x 2								
SATA	Max Data Transfer Rate	300 MB/s								
	Channel	6								
Rear I/O	VGA	1								
	DVI	1								
	Ethernet	2								
	USB	4 (USB 2.0 compliant)								
	Audio	2 (Mic-in, Line-out)								
	Serial	2 (RS-232)								
	PS/2	2 (1 x keyboard and 1 x mouse)								
	Internal Connector	USB	6 (USB 2.0 compliant)							
Serial	2 (1 x RS-232, 1 x RS-232/422/485 to support auto flow control)									
IDE	-									
SATA	6									
FDD	1									
Parallel	1									
IrDA	-									
GPIO	-									
Watchdog Timer	Output	System reset								
	Interval	Programmable 1 ~ 255 sec/min								
Power Requirements	Power On	Intel Core i5-660 3.33GHz, 2GB DDR3 1333 MHz x 4pcs								
	5V	3.9A	3.3V	0.67A	12V	3.84A	5Vsb	0.23A	-12V	0.24A
	Operating	Non-Operating								
Environment	Temperature	0 ~ 60° C (32 ~ 140° F), depends on CPU speed and cooler solution								
	Dimensions	244 mm x 244 mm (9.6" x 9.6")								



## Board Diagram



## Ordering Information

Part Number	Chipset	Memory	VGA	DVI	USB	COM	GbE LAN
AIMB-580QG2-00A1E	Q57	Non-ECC	Yes	Yes	10	4	2
AIMB-580WG2-00A1E	3450	ECC/Non-ECC	Yes	Yes	10	4	2

Riser Card

Part Number	Description
AIMB-RP10P-01A1E	1U riser card with 1 PCI expansion
AIMB-RP30P-03A1E	2U riser card with 3 PCI expansion
AIMB-RP3PF-21A1E	2U riser card for 1 PCIe x 16 and 2 PCI expansion
AIMB-RP3P8-12A1E	2U riser card with 2 PCIe x 8 & 1 PCI slots expansion (For WG2 SKU)

## Bracket View



AIMB-580QG2-00A1E  
AIMB-580WG2-00A1E

## Packing List

Part Number	Description	Quantity
1700340640	FDD cable	x 1
1700003194	SATA HDD cable	x 2
1703150102	SATA power cable	x 2
1960019193T100	I/O port bracket	x 1
2002058000	Startup manual	x 1
2062058000	Driver CD	x 1

## Optional Accessories

Part Number	Description
1700002204	Dual port USB cable (27 cm) with bracket
1960047669N001	LGA1156 CPU cooler for 4U and wallmount chassis
1960047831N001	LGA1156 CPU cooler for 2U and wallmount chassis
1960049408N001	LGA1156 CPU cooler for 1U and wallmount chassis
1700008809	Printer port cable kit

Note: Purchasing AIMB-580's proprietary CPU cooler from Advantech is a must. Other brands' CPU cooler are NOT compatible with AIMB-580.

## Embedded OS/API

OS/API	Part No.	Description
Win XPE	2070009652	XPE WES2009 Q57_AIMB-280/580/780 V4.0 ENG
	2070009653	XPE WES2009 Q57_AIMB-280/580/780 V4.0 MUI24
Software API	205E580000	SUSI 3.0 SW API for AIMB-580 XP

# AIMB-581


LGA1155 Intel® Core™ i7/i5/i3 MicroATX with VGA/DVI/LVDS, 4 COM, and Dual LAN

NEW



## Features

- Supports Intel® Core™ i7/i5/i3 processor with Q67/B65/C206 chipset
- Four DIMM socket supports up to 16 GB DDR3 1066/1333 MHz SDRAM
- Supports dual display of VGA, DVI, LVDS and dual GbE LAN
- Supports Intel vPro, AMT 7.0, PECI 3.0, USB 3.0, Software RAID 0, 1, 5, 10, TPM 1.2 (optional)
- Supports embedded software APIs and utilities

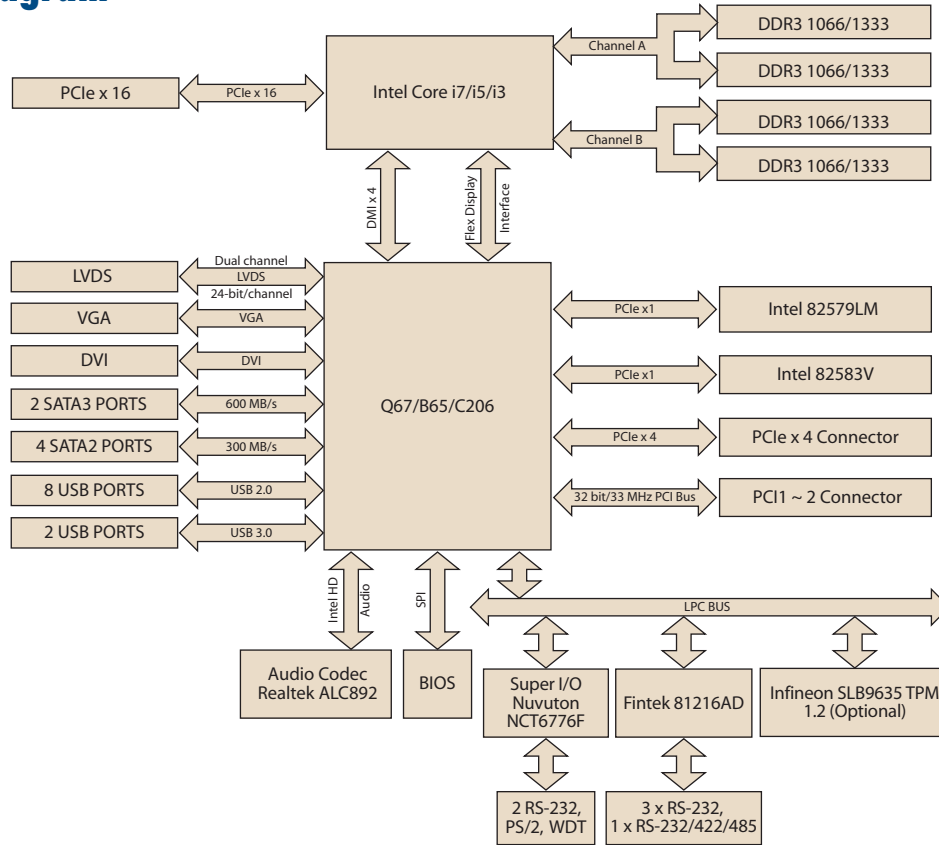


Note: eSOS requires ODM BIOS, available by request

## Specifications

Processor System	CPU	Intel Core i7-2600	Intel Core i5-2400	Intel Core i3-2120
	Core number	4	4	2
	Max. speed	3.4 GHz	3.1 GHz	3.3 GHz
	Integrated Graphic	Yes	Yes	Yes
	L3 Cache	8 MB	6 MB	3 MB
	Chipset	Q67/B65/C206		
Expansion Slot	PCI	32-bit/33 MHz, 2 slots		
	PCIe x4 (Gen2)	2.0 GB/s per direction, 1 slot		
	PCIe x16 (Gen2)	8 GB/s per direction, 1 slot		
Memory	Technology	Dual Channel DDR3 1066/1333 MHz SDRAM		
	Max. Capacity	16 GB		
	Socket	4 x 240-pin DIMM		
Graphics	Controller	Intel HD Graphics		
	VRAM	1 GB maximum shared memory with 2 GB and above system memory installed		
	LVDS	Single channel 24-bit/dual channel 48-bit LVDS		
	1st DVI	Yes, supports max. resolution 1920 x 1200		
	2nd DVI	Yes, with internal pin header, supports max. resolution 1920 x 1200		
Ethernet	Dual Display	CRT+LVDS, CRT+DVI, LVDS+DVI		
	Interface	10/100/1000 Mbps		
	Controller	GbE LAN1: Intel 82579LM, GbE LAN2: Intel 82583V		
SATA	Connector	RJ-45 x 2		
	Max Data Transfer Rate	600 MB/s (SATA 3.0)/ 300 MB/s (SATA 2.0)		
Rear I/O	Channel	2/4		
	VGA	1		
	DVI	1		
	Ethernet	2		
	USB	4 (2 USB 2.0, 2 USB 3.0)		
	Audio	2 (Mic-in, Line-out)		
	Serial	2 (RS-232)		
	PS/2	2 (1 x keyboard and 1 x mouse)		
Internal Connector	USB	6 (USB 2.0 compliant)		
	Serial	4 (3 x RS-232, 1 x RS-232/422/485 to support auto flow control)		
	IDE	-		
	SATA	2 x 600 MB/s (SATA 3.0)/4 x 300 MB/s (SATA 2.0)		
	LVDS & Inverter	1		
	Parallel	1		
	IrDA	-		
	GPIO	8-bit GPIO		
Watchdog Timer	Output	System reset		
	Interval	Programmable 1 ~ 255 sec/min		
Power Requirements	Power On	Intel Core i5-660 3.33GHz, 2GB DDR3 1333 MHz x 4pcs		
		5V	3.3V	12V
		3.9A	0.67A	3.84A
Environment	5Vsb			-12V
	0.23A			0.24A
Physical Characteristics	Operating	0 ~ 60° C (32 ~ 140° F), depends on CPU speed and cooler solution		
	Non-Operating	-20 ~ 70° C (-4 ~ 158° F)		
Physical Characteristics	Temperature			
	Dimensions	244 mm x 244 mm (9.6" x 9.6")		

## Board Diagram



## Ordering Information

Part Number	Chipset	Memory	VGA	DVI	LVDS	USB	COM	GbE LAN
AIMB-581QG2-00A1E	Q67	Non-ECC	Yes	Yes	Yes	12	4	2
AIMB-581QVG-00A1E	B65	Non-ECC	Yes	Yes	No	12	4	1
AIMB-581WG2-00A1E	C206	ECC/Non-ECC	Yes	Yes	Yes	12	4	2

## Packing List

Part Number	Description	Quantity
1700003194	SATA HDD cable	x 2
1703150102	SATA power cable	x 2
2002058100	Startup manual	x 1
2062058100	Driver CD	x 1

## Riser Card

Part Number	Description
AIMB-RP10P-01A1E	1U riser card with 1 PCI expansion
AIMB-RP30P-03A1E	2U riser card with 3 PCI expansion
AIMB-RP3PF-12A1E	2U riser card for 1 PCIe x 16 and 2 PCI expansion
AIMB-RP3P8-12A1E	2U riser card with 2 PCIe x 8 & 1 PCI slots expansion (For WG2 SKU)

## Optional Accessories


Part Number	Description
1700002204	Dual port USB cable (27 cm) with bracket
1960047669N001	LGA1156 CPU cooler for 4U and wallmount chassis
1960047831N001	LGA1156 CPU cooler for 2U and wallmount chassis
1960049408N001	LGA1156 CPU cooler for 1U and wallmount chassis
1700008809	Printer port cable kit
1700018699	KBMS cable 1*6P-2.5/DIN-6P(F)*2, 25 cm

## Bracket View



# AIMB-763

LGA775 Intel® Core™2 Duo/Pentium® 4 ATX with VGA, 4 COM, SW RAID, and Dual LAN



CE FCC

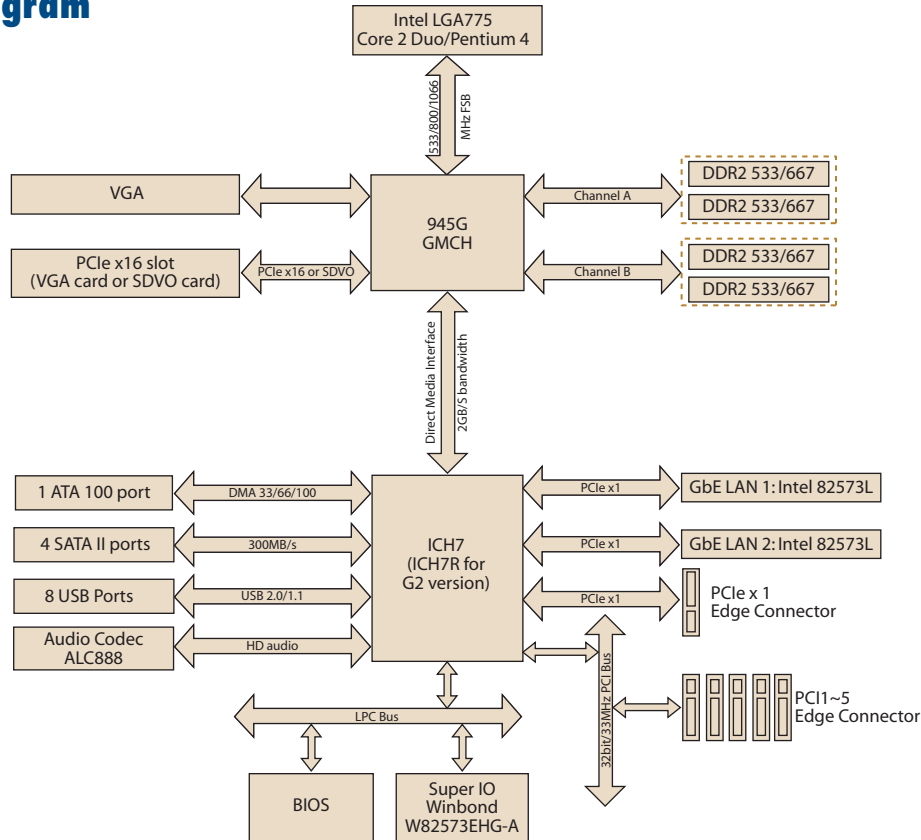
## Features

- Supports Intel® Core™2 Duo FSB 800/1066 MHz
- Dual channel DDR2 533/667 SDRAM up to 4 GB
- Chipset integrated VGA sharing 224 MB system memory
- PCIe x16 slot for VGA card
- Supports 10/100/1000 Mbps Ethernet via dedicated PCIe x 1 bus
- Supports SATA RAID 0,1,5 and 10 for G2 version

## Specifications

Processor System	CPU (45nm/65nm/90nm)	Intel Core 2 Duo	Intel Pentium Dual-Core	Intel Pentium 4	Intel Celeron D
	Max. Speed	E7400 2.2.8 GHz	E2200 2.2 GHz	651 3.4 GHz	352 3.2 GHz
	L2 Cache	3 MB	1 MB	2 MB	512 KB/256 KB
	Chipset	Intel 945G + ICH7 (ICH7R for G2 version)			
	BIOS	Award 8 Mbit, FWH			
	Front Side Bus	533/800/1066 MHz			
Expansion Slot	PCIe x16	4.0 GB/s per direction, 1 slot			
	PCIe x1	250 MB per direction, 1 slot			
	PCI	32-bit/33MHz, 5 slots			
Memory	Technology	Dual channel DDR2 533/667 MHz			
	Max. Capacity	4 GB			
	Socket	4 x 240-pin DIMM			
Graphics	Embedded	Intel GMA 950 sharing 224 MB system memory			
	Add-on	PCIe x16 slot			
Ethernet	Interface	10/100/1000 Mbps			
	Controller	GbE LAN1: Intel 82573L; GbE LAN2: Intel 82573L			
	Connector	RJ-45 x 2			
SATA II	Max. Data Transfer Rate	300 MB/s			
EIDE	Channel	4			
	Mode	ATA 100/66/33			
Rear I/O	Channel	1 (max. 2 devices) (2 for G2 version)			
	VGA	1			
	Ethernet	2 for VG version; 1for G2 version			
	USB	4			
	Audio	3 (Line-out, Line-in, Mic-in)			
	Serial	1			
	Parallel	1 (SPP/EPP/ECP)			
Internal Connectors	PS/2	2 (1 x keyboard and 1 x mouse)			
	USB	4			
	Serial	1 (for VG version); 3 (for G2 version). COM2 supports RS-232/422/485			
	EIDE	1 for VG version (max. 2 devices) and 2 for G2 version			
	SATA	4			
Watchdog Timer	FDD	1			
	Output	Interrupt, system reset			
Power Requirement	Interval	Programmable 1 ~ 255 sec/min			
	Power On	Pentium 4 3.8 GHz (800 MHz FSB), 4 x 1 GB DDR2 667 SDRAM			
		+5 V	+3.3 V	+12 V	
Environment		3.10 A	1.54 A	9.90 A	
	Temperature	Operating 0 ~ 60 °C (32 ~ 140 °F), depends on CPU speed and cooler solution.		Non-Operating -20 ~ 70 °C (-4 ~ 158 °F)	
Physical Characteristics	Dimensions (W x D)	304.8 x 244 mm (12" x 9.6")			

## Board Diagram



## Ordering Information

Part Number	GbE LAN	COM	SATA SW RAID	IDE RAID
AIMB-763VG-00A1E	1	2	None	None
AIMB-763G2-00A1E	2	4	Yes	None

## Riser Card

Part Number	Description
AIMB-RP3PF-21A1E	2U riser card with 1PClex16 & 2PCI slot expansion

## Bracket View



AIMB-763VG-00A1E



AIMB-763G2-00A1E

## Packing List

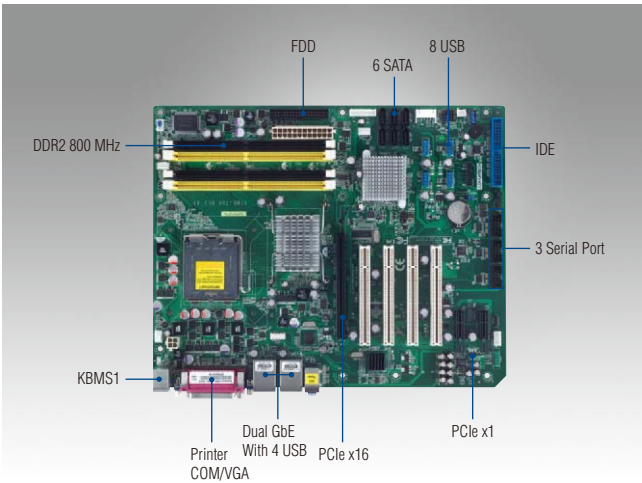
Description	Quantity
FDD cable	x 1
IDE HDD cable	x 1
Serial ATA HDD data cable	x 2
Serial ATA HDD power cable	x 2
COM port cable kit	x 1
I/O port bracket	x 1
Startup manual	x 1
Utility CD	x 1

## Optional Accessories

Part Number	Description
1750000334	LGA775 CPU cooler up to 3.8 GHz (115 W), 4U, 5U and 7U chassis
1960022033T000	LGA775 CPU cooler for 2U chassis
1700006915	Power relay cable to activate ACP-4000 LED indicators
1700006916	Power relay cable to activate IPC-610H LED indicators
1700006917	PS/2 cable to active ACP-2010MB/2320MB/4000MB & IPC-510MB/610MB-H/7143/7220 keyboard/mouse function

# AIMB-766

LGA775 Intel® Core™ 2 Quad/Core™ 2 Duo ATX with VGA, 4 COM, and Dual LAN




## Features

- Intel® Q35 and ICH9 DO supporting 800/1066/1333 MHz FSB
- Supports dual core and quad core process with 45nm processing
- Dual channel DDR2 667/800 SDRAM up to 8 GB
- Supports 4 PCI, 2 PCIe x1, 6 SATA ports and dual LAN
- Supports Embedded Software APIs and Utilities

### Software APIs:



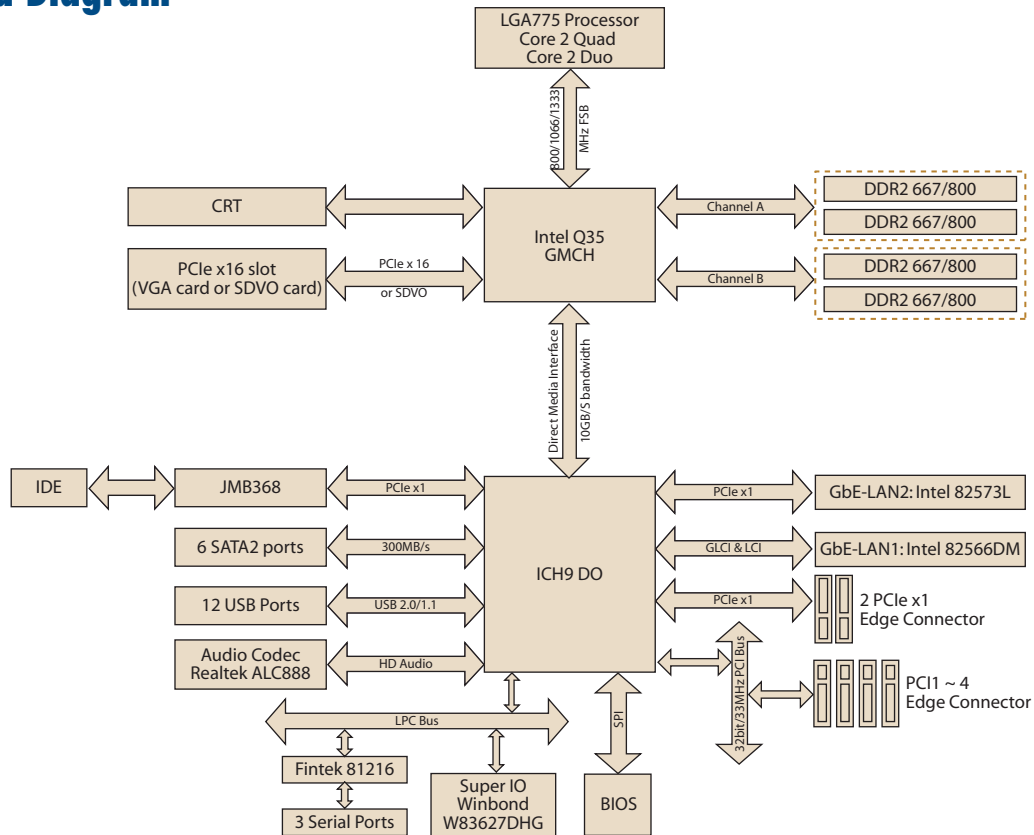
### Utilities:



## Specifications

Processor System	CPU (45/65nm)	Intel Core 2 Quad	Intel Core 2 Duo	Intel Pentium Dual-Core	Intel Celeron	
	Max. Speed	Q9400 2.66 GHz	E8400 3.0 GHz	E5300 2.6 GHz	440 2.0 GHz	
	L2 Cache	6 MB	6 MB	2 MB	512 KB	
	Chipset	Intel Q35 + ICH9 DO				
	BIOS	AMI 32 Mbit, SPI				
	Front Side Bus	800/1066/1333 MHz				
Expansion Slot	PCIe x16	4.0 GB/s per direction, 1 slot				
	PCIe x1	250 MB/s per direction, 2 slot				
	PCI	32-bit/33 MHz, 4 slots				
Memory	Technology	Dual channel DDR2 667/800 MHz				
	Max. Capacity	8 GB				
	Socket	4x 240-pin DIMM				
Graphics	Embedded	Intel GMA 3100 sharing 384 MB system memory				
	Add-on	PCIe x16 slot				
Ethernet	Interface	10/100/1000 Mbps				
	Controller	GbE-LAN1: Intel 82566DM, GbE-LAN2: Intel 82573L				
	Connector	RJ-45 x 2				
SATA II	Max. Data Transfer Rate	300 MB/s				
	Channel	6				
EIDE	Mode	ATA 100/66/33				
	Channel	1 (max. 2 devices)				
Rear I/O	VGA	1				
	USB	12				
	Audio	2 (Mic-in, Line-out)				
	Serial	4 (3 x RS-232, 1 x RS-232/422/485)				
	Parallel	1 (SPP/EPP/ECP)				
	FDD	1				
	PS/2	2 (1 x keyboard and 1 x mouse)				
Internal Connectors	USB	8				
	Serial	3 (2 x RS-232, 1 x RS-232/422/485)				
	IDE	1				
	SATA	6				
	FDD	1				
Watchdog Timer	Output	System reset				
	Interval	Programmable 1~ 255 sec/min				
Power Requirement	Power On	Intel Core 2 Quad9300 2.5 Ghz (1333 MHz FSB), 4 x 1 GB DDR2 800 SDRAM				
		+5 V	+3.3 V	+12 V	+5 Vsb	-12 V
		3.58 A	2.86 A	3.52 A	0.74 A	0.02 A
Environment		Operating			Non-Operating	
	Temperature	0 ~ 60° C (32 ~ 140° F), depends on CPU speed and cooler solution			-20 ~ 70° C (-4 ~ 158° F)	
Physical Characteristics	Dimensions (W x D)	304.8 x 244 mm (12" x 9.6")				

## Board Diagram



## Ordering Information

	Chipset	GbE	COM	SATA	SW RAID	AMT 3.0
AIMB-766VG-00A1E	Q35/ICH9	Single	4	4	None	None
AIMB-766G2-00A1E	Q35/ICH9 DO	Dual	4	6	Yes	Yes

## Riser Card

Part Number	Description
AIMB-RP30P-03A1E	2U riser card with 3 PCI expansion
AIMB-RP3PF-21A1E	2U riser card with 2 PCI and PCIe x16 expansion

## Bracket View



AIMB-766VG-00A1E



AIMB-766G2-00A1E

## Packing List

Description	Quantity
IDE HDD cable	x 1
FDD cable	x 1
Serial ATA HDD data cable	x 2
Serial ATA HDD power cable	x 2
COM port cable kit	x 2
I/O port bracket	x 1
Startup manual	x 1
Utility CD	x 1


## Optional Accessories

Part Number	Description
1750000334	LGA775 CPU cooler for 4U, 5U, and 7U chassis
1960022033T000	LGA775 CPU cooler for 2U chassis
1960013266T000	LGA775 CPU cooler for ACP-1320 (only for Core 2 Duo)
1700002204	USB cable with dual ports, 27 cm

# AIMB-767

LGA775 Intel® Core™2 Quad ATX with  
Dual VGA/DVI, 4 COM, Dual LAN

**NEW**



CE FCC


## Features

- Intel® G41 chipset supports 800/1066/1333 MHz FSB
- Dual channel DDR3 800/1066 SDRAM up to 4 GB
- Supports dual display, VGA and DVI-D
- Supports dual core and quad core processors with 45nm processing
- Supports SATA RAID 0,1,5,10
- Supports Embedded software APIs and utilities

### Software APIs:



### Utilities:

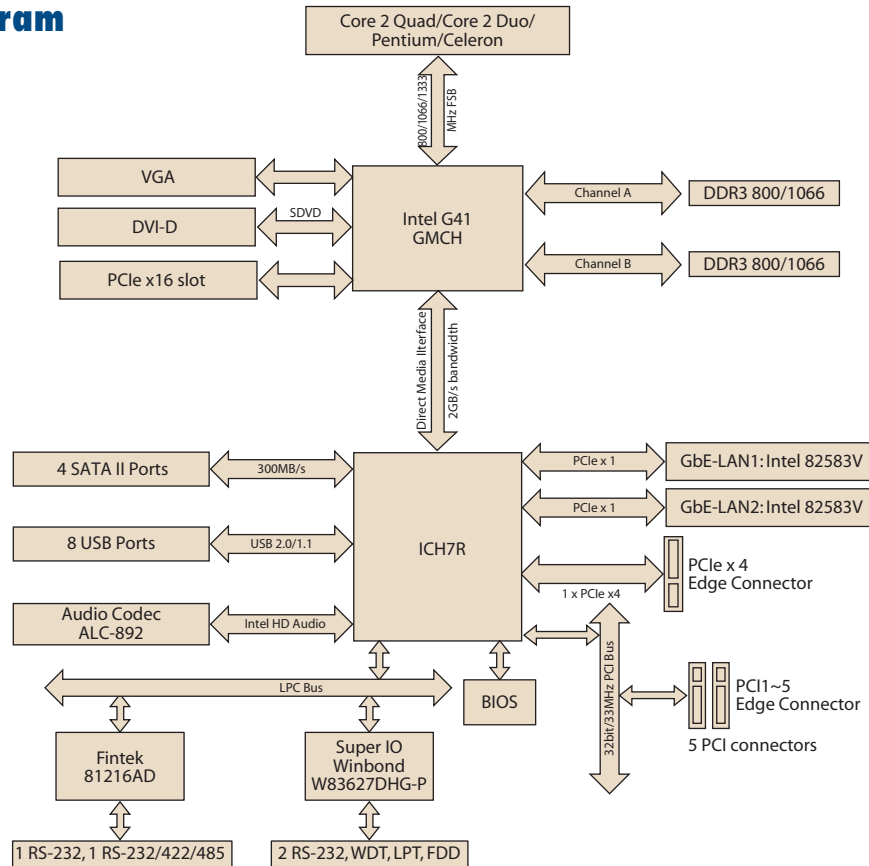


## Specifications

Processor System	CPU (45nm/65nm)	Intel Core 2 Quad	Intel Core 2 Duo	Intel Pentium	Intel Celeron	
	Max. Speed	Q9650 3.0 GHz	E8500 3.16 GHz	E6500 2.93 GHz	E1500 2.2 GHz	
	L2 Cache	12 MB	6 MB	8 MB	512 KB	
	Chipset	Intel G41 + ICH7R				
	BIOS	AMI 16 Mbit, SPI				
	Front Side Bus	800/1066/1333 MHz				
Expansion Slot	PCIe x 16	4.0 GB/s per direction, 1 slot				
	PCIe x 4	1 GB/s per direction, 1 slot				
	PCI	32-bit/33 MHz, 5 slots				
Memory	Technology	Dual channel DDR3 800/1066 MHz				
	Max. Capacity	4 GB				
	Socket	2 x 240-pin DIMM				
Graphics	Embedded	Intel GMA X4500 shared 352 MB system memory				
	DVI	Yes (If DVI is used, PCIe x16 is automatically disabled)				
	Dual Display	VGA + DVI				
Ethernet	Interface	10/100/1000 Mbps				
	Controller	GbE LAN1: Intel 82583V, GbE LAN2: Intel 82583V				
	Connector	RJ-45 x 2				
SATA II	Max. Data Transfer Rate	300 MB/s				
	Channel	4				
Rear I/O	VGA	1				
	DVI	1				
	Ethernet	2				
	USB	4				
	Audio	2 (Line-out, Mic-in)				
	Serial	2 (2 x RS-232)				
	PS/2	2 (1 x keyboard and 1 x mouse)				
Internal Connectors	USB	4				
	Serial	2 (COM3 supports RS-232/422/485 with auto-flow control)				
	Parallel	1				
	SATA	4				
	FDD	1				
Watchdog Timer	Output	System reset				
	Interval	Programmable 1 ~ 255 sec/min				
Power Requirement	Power On	Intel Core 2 Quad Q9400 2.66 GHz FSB 1333 MHz, 2 x 2 GB DDR3 1066 SDRAM				
		3.3 V	5 V	12 V	5 Vsb	-12 V
		0.28 A	3.12 A	2.52 A	0.6 A	0.24 A
Environment		Operating		Non-Operating		
	Temperature	0 ~ 60° C (32 ~ 140° F), depends on CPU speed and cooler solution		-40 ~ 85° C (-40 ~ 185° F)		
Physical Characteristics	Dimensions (W x D)	304.8 x 244 mm (12" x 9.6")				



## Board Diagram



## Ordering Information

Part Number	Chipset	Display	GbE	SW RAID	PCIe x16	PCIe x4
AIMB-767G2-00A1E	G41/ICH7R	VGA/DVI	2	Yes	1	1

## Riser Card

Part Number	Description
AIMB-RP3PF-21A1E	2U riser card with 1 PCIe x 16 & 2 PCI slot expansion
AIMB-RP30P-03A1E	2U riser card for 3 PCI expansion
AIMB-RP10P-01A1E	1U riser card for 1 PCI expansion

## Bracket View



AIMB-767G2-00A1E

## Packing List

Description	Quantity
Serial ATA HDD data cable	x 2
Serial ATA HDD power cable	x 2
COM port cable kit	x 1
I/O port bracket	x 1
Startup manual	x 1
Utility CD	x 1


## Optional Accessories

Part Number	Description
1750000334	LGA775 CPU cooler (115 W)
1960022033T100	LGA775 CPU cooler for 2U chassis
1700008461	USB cable with four ports, 30.5 cm
1700002204	USB cable with dual ports, 27 cm
1700003195	USB cable with dual ports, 17.5 cm
1700008809	Printer port cable kit
1700340640	FDD cable

# AIMB-769

LGA775 Intel® Core™2 Quad ATX with  
VGA, 2 COM, Single LAN

**NEW**



CE FCC

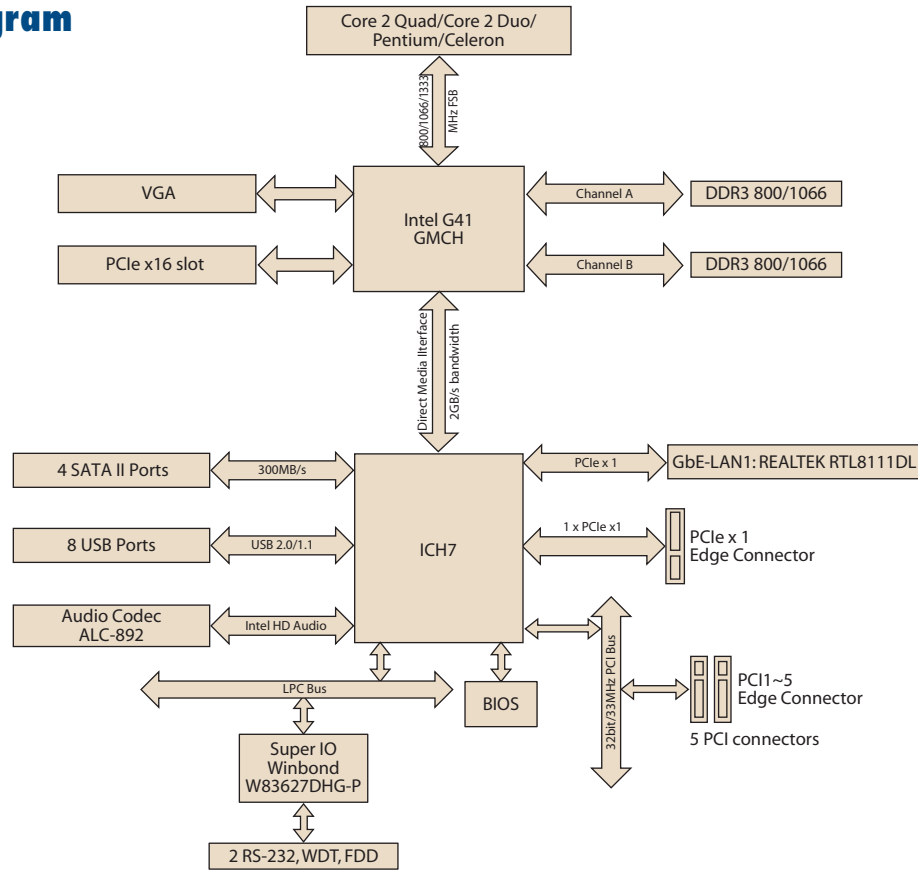
## Features

- Intel® G41 chipset supports 800/1066/1333 MHz FSB
- Dual channel DDR3 800/1066 SDRAM up to 4 GB
- Chipset integrated VGA
- Supports dual core and quad core processors with 45 nm processing
- Supports single 10/100/1000 Mbps Ethernet via dedicated PCIe x1 bus
- Supports Embedded Software APIs and Utilities

## Specifications

Processor System	CPU (45nm/65nm)	Intel Core 2 Quad	Intel Core 2 Duo	Intel Pentium	Intel Celeron	
	Max. Speed	Q9650 3.0GHz	E8500 3.16 GHz	E6500 2.93 GHz	E1500 2.2 GHz	
	L2 Cache	12 MB	6 MB	8 MB	512 KB	
	Chipset	Intel G41 + ICH7				
	BIOS	AMI 16 Mbit, SPI				
	Front Side Bus	800/1066/1333 MHz				
Expansion Slot	PCIe x16	4.0 GB/s per direction, 1 slot				
	PCIe x1	250 MB/s per direction, 1 slot				
	PCI	32-bit/33 MHz, 5 slots				
Memory	Technology	Dual channel DDR3 800/1066 MHz				
	Max. Capacity	4 GB				
	Socket	2 x 240-pin DIMM				
Graphics	Embedded	Intel GMA X4500 shared 352 MB system memory				
	Add-on	PCIe x16 slot				
Ethernet	Interface	10/100/1000 Mbps				
	Controller	GbE LAN: REALTEK RTL8111DL				
	Connector	RJ-45 x 1				
SATA II	Max. Data Transfer Rate	300 MB/s				
	Channel	4				
Rear I/O	VGA	1				
	Ethernet	1				
	USB	4				
	Audio	2 (Line-out, Mic-in)				
	Serial	2 (2 x RS-232)				
	PS/2	2 (1 x keyboard and 1 x mouse)				
Internal Connectors	USB	4				
	SATA	4				
	FDD	1				
Watchdog Timer	Output	System reset				
	Interval	Programmable 1 ~ 255 sec/min				
Power Requirement	Power On	Intel Core 2 Quad Q6600 2.4 GHz				
		3.3 V	5 V	12 V	5 Vsb	-12 V
		2.33 A	1.75 A	5.01 A	0.14 A	0.08 A
Environment		Operating		Non-Operating		
	Temperature	0 ~ 60° C (32 ~ 140° F), depends on CPU speed and cooler solution		-40 ~ 85° C (-40 ~ 185° F)		
Physical Characteristics	Dimensions (W x D)	304.8 x 244 mm (12" x 9.6")				

## Board Diagram



## Ordering Information

Part Number	Chipset	Display	GbE	PCIe x16	PCIe x1
AIMB-769VG-00A1E	G41/ICH7	VGA	1	1	1

## Riser Card

Part Number	Description
AIMB-R4104-01A1E	1U riser card for 1 PCIe x4 expansion
AIMB-R430P-03A2E	2U riser card for 3 PCI expansion

## Bracket View



AIMB-769VG-00A1E

## Packing List


Description	Quantity
Serial ATA HDD data cable	x 2
Serial ATA HDD power cable	x 2
I/O port bracket	x 1
Startup manual	x 1
Utility CD	x 1

## Optional Accessories

Part Number	Description
1750000334	LGA775 CPU cooler (115 W)
1960022033T100	LGA775 CPU cooler for 2U chassis
1700008461	USB cable with four ports, 30.5 cm
1700002204	USB cable with dual ports, 27 cm
1700003195	USB cable with dual ports, 17.5 cm
1700008809	Printer port cable kit

# AIMB-780

LGA1156 Intel® Core™ i7/i5/i3/Pentium®/Xeon® ATX with DVI/VGA, 4 COM, Dual LAN, DDR3



## Specifications



## Features

- Supports Intel® Core™ i7/i5/i3/Pentium®/Xeon® processor with Q57/3450 chipset
- Four DIMM sockets support up to 16 GB DDR3 800/1066/1333
- Supports dual display VGA and DVI and dual GbE LAN
- Supports SATA RAID 0, 1, 5, 10, AMT6.0, TPM1.2 (optional)
- Supports embedded software APIs and utilities

### Software APIs:



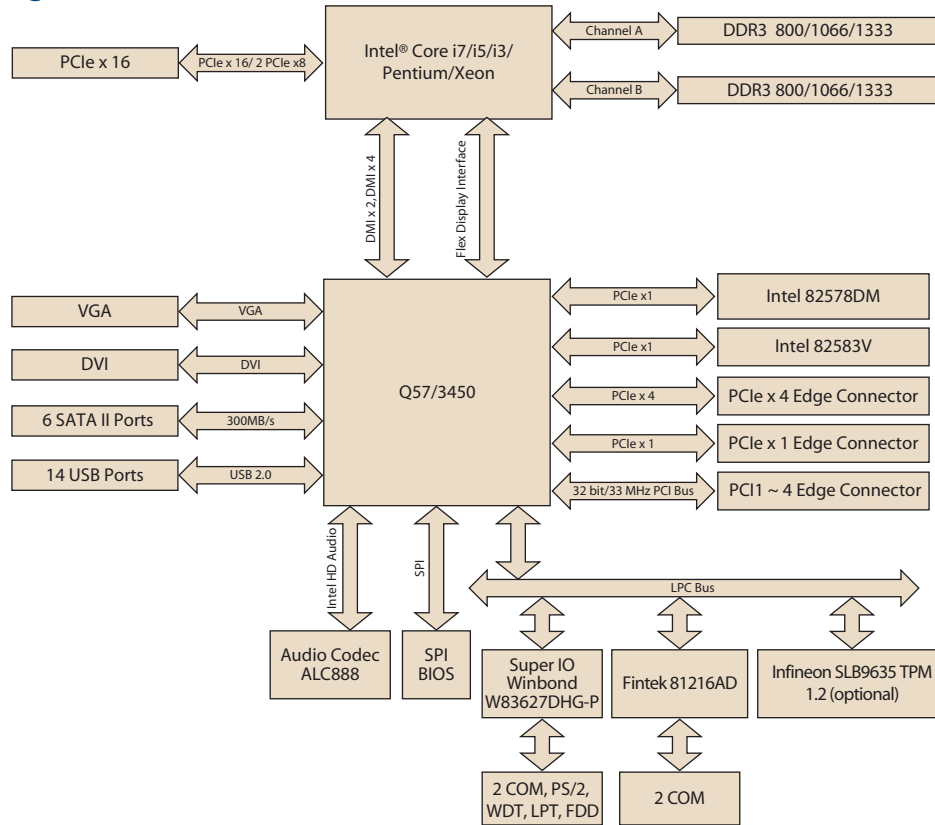
### Utilities:



Note: eSOS needs ODM BIOS available by request

Processor System	CPU	Xeon 34xx	Core i7 8xx	Core i5 7xx	Core i5 6xx	Core i3 5xx	Pentium G69xx
	Core Number	4	4	4	2	2	2
	Speed	2.93 GHz	2.93 GHz	2.66 GHz	3.3 GHz	3.06 GHz	2.8 GHz
	Integrated Graphics	-	-	-	Yes	Yes	Yes
	L3 Cache	8 MB	8 MB	8 MB	4 MB	4 MB	3 MB
	Support Model	WG2	QG2	QG2	WG2/QG2	WG2/QG2	WG2/QG2
	Socket	LGA1156					
	Chipset	Q57 for QG2 version; 3450 for WG2 version (WG2 only supports Xeon 34xx, Core i5 6xx, Core i3 5xx, and Pentium G69XX CPUs)					
	BIOS	AMI 64 Mbit SPI					
	Expansion Slot	PCI	32-bit/33 MHz, 4 slots				
PCIe x1		250 MB/s per direction, 1 slot					
PCIe x4		1.0 GB/s per direction, 1 slot					
PCIe x16 (Gen2)		8 GB/s per direction, 1 slot					
Memory	Technology	Dual Channel DDR3 800/1066/1333 (Only WG2 SKU supports ECC memory)					
	Max. Capacity	16 GB					
	Socket	4 x 240-pin DIMM					
Graphics	Controller	Intel HD Graphics (Only the Core i5 6xx, Core i3 and Pentium CPUs with dual core are embedded with integrated graphics)					
	VRAM	1 GB maximum shared memory with 2 GB and above system memory installed					
Ethernet	Interface	10/100/1000 Mbps					
	Controller	GbE LAN1: Intel 82578DM, GbE LAN2: Intel 82583V					
	Connector	RJ-45 x 2					
SATA	Max Data Transfer Rate	300 MB/s					
	Channel	6					
Rear I/O	VGA	1					
	DVI	1					
	Ethernet	2					
	USB	4 (USB 2.0 compliant)					
	Audio	2 (Mic-in, Line-out)					
	Serial	2 (RS-232)					
	PS/2	2 (1 x keyboard and 1 x mouse)					
Internal Connectors	USB	10 (USB 2.0 compliant)					
	Serial	2 (1 x RS-232, 1 x RS-232/422/485 for auto-flow control support)					
	SATA	6					
	FDD	1					
	Parallel	1					
	IrDA	1					
	Watchdog Timer	Output	System reset				
	Interval	Programmable 1 ~ 255 sec/min					
Power Requirement	Power On	Intel Core i5-660 processor; DDR3 2 GB x 4					
		5 V	3.3 V	12 V	5 Vsb	-12 V	
		4.23 A	0.96 A	3.93 A	1.18 A	0.01A	
Environment	Temperature	Operating				Non-Operating	
		0 ~ 60° C (32 ~ 140° F), depends on CPU speed and cooler solution				-40 ~ 85° C (-40 ~ 185° F)	
Physical Characteristics	Dimensions	304.8 x 244 mm (12" x 9.6")					

## Board Diagram



## Ordering Information

Part Number	Chipset	Memory	USB	COM	GbE LAN	TPM
AIMB-780QG2-00A1E	Q57	Non-ECC	14	4	2	Optional
AIMB-780WG2-00A1E	3450	ECC/ Non-ECC	14	4	2	Optional

## Riser Card

Part Number	Description
AIMB-RP10P-01A1E	1U riser card with 1 PCI expansion
AIMB-RP30P-03A1E	2U riser card with 3 PCI expansion
AIMB-RP3PF-21A1E	2U riser card with 1PCIe x16 & 2 PCI slot expansion
AIMB-RP3P8-12A1E	2U riser card with 2PCIe x8 & 1 PCI slot expansion (only for WG2 Sku)

Note: AIMB-RP3P8-12A1E is not compatible with ACP-2010MB chassis.

## Bracket View



AIMB-780QG2-00A1E  
AIMB-780WG2-00A1E

## Packing List

Part Number	Description	Quantity
1700003194	SATA HDD cable	x 2
1703150102	SATA power cable	x 2
1701092300	COM port cable kit	x 1
1960019193T000	I/O port bracket	x 1
2002078010	Startup manual	x 1
2062078000	Driver CD	x 1

## Optional Accessories


Part Number	Description
1700002204	Dual port USB cable (27 cm) with bracket
1960047669N001	LGA1156 CPU cooler for 4U and wallmount chassis
1960047831N001	LGA1156 CPU cooler for 2U and wallmount chassis
1960049408N001	LGA1156 CPU cooler for 1U and wallmount chassis
1700008809	Printer port cable kit

Note: Purchasing AIMB-780's proprietary CPU cooler from Advantech is a must. Other brands' CPU coolers are NOT compatible with AIMB-780.

1960049408N001 supports up to Core i5-660 processor.

# AIMB-781

LGA1155 Intel® Core™ i7/i5/i3/Pentium ATX with DVI/VGA, Dual Gigabit LAN, DDR3, SATA III



## Features

- Supports Intel® Core™ i7/i5/i3/Pentium processor with Q67/B65 chipset
- Four DIMM sockets support up to 16 GB DDR3 1066/1333
- Supports dual display VGA and DVI and dual GbE LAN
- Supports SATA RAID 0, 1, 5, 10, AMT7.0, TPM 1.2 (optional)
- Supports embedded software APIs and utilities

### Software APIs:



### Utilities:



Note: eSOS needs ODM BIOS available by request

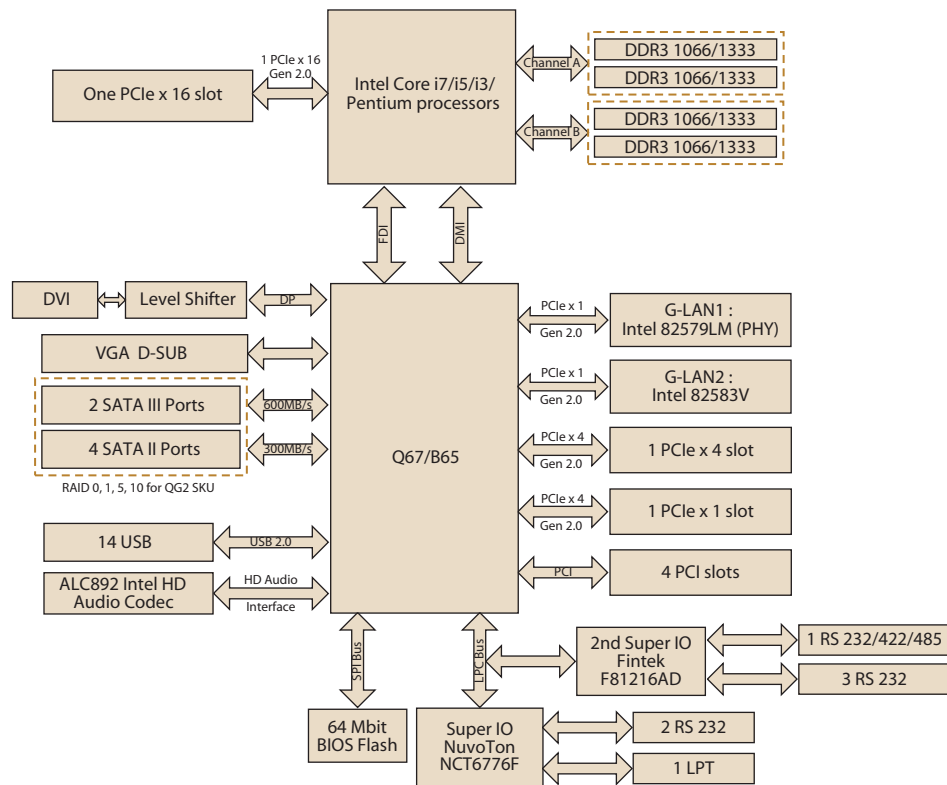


## Specifications



Processor System	CPU	Core i7 2600	Core i5 2xxx	Core i3 2xxx
	Speed	3.4 GHz	3.3 GHz	3.3 GHz
	L3 Cache	8MB	6MB	3MB
	Socket	LGA1155		
	Chipset	Q67 for QG2 version; B65 for QVG version		
	BIOS	AMI 64 Mbit SPI		
Expansion Slot	PCI	32-bit/33 MHz, 4 slots		
	PCIe x 1 (Gen2)	500MB/s per direction, 1 slot		
	PCIe x 4 (Gen2)	2.0GB/s per direction, 1 slot		
	PCIe x16 (Gen2)	8 GB/s per direction, 1 slot		
Memory	Technology	Dual Channel DDR3 1066/1333		
	Max. Capacity	16 GB		
	Socket	4 x 240-pin DIMM		
Graphics	Controller	Intel HD Graphics		
	VRAM	1 GB maximum shared memory with 2 GB and above system memory installed		
Ethernet	Interface	10/100/1000 Mbps		
	Controller	GbE LAN1: Intel 82579LM, GbE LAN2: Intel 82583V for QG2 version		
	Connector	RJ-45 x 2 for G2 version		
SATA	Max Data Transfer Rate	600 MB/s		
	Channel	2 for QG2 version (SATA1-2); 1 for QVG version (SATA1)		
	Max Data Transfer Rate	300 MB/s		
	Channel	4 for QG2 version (SATA3-6); 5 for QVG version (SATA2-6)		
Rear I/O	VGA	1		
	DVI	1 for QG2 version		
	Ethernet	2 for QG2 version; 1 for QVG version		
	USB	4		
	Audio	2 (Mic-in, Line-out)		
	Serial	2 (RS-232)		
	PS/2	2 (1 x keyboard and 1 x mouse)		
Internal Connectors	USB	10 for QG2 version; 8 for QVG version (USB 2.0 compliant)		
	Serial	4 for QG2 (3 x RS-232, 1 x RS-232/422/485 with auto-flow control)		
	IDE	-		
	SATA	6 (QG2 version: SATA II x4 and SATA III x2; QVG version : SATA II x5 and SATA III x1)		
	Parallel	1		
	IrDA	1		
Watchdog Timer	Output	System reset		
	Interval	Programmable 1 ~ 255 sec/min		
Power Requirement	Power On	Intel Core i5 2400 3.1 GHz; DDR3 4 GB x 4		
		3.3 V 1.02 A	5 V 2.89 A	12 V 5.88 A 5 Vsb 0.5 A
Environment		Operating	Non-Operating	
	Temperature	0 ~ 60° C (32 ~ 140° F), depends on CPU speed and cooler solution	-40 ~ 85° C (-40 ~ 185° F)	
Physical Characteristics	Dimensions	304.8 x 244 mm (12" x 9.6")		

## Board Diagram



## Ordering Information

Part Number	Chipset	Memory	Display	USB	COM	GbE LAN	iAMT	SATA III	SW RAID
AIMB-781QG2-00A1E	Q67	Non-ECC	VGA + DVI	14	6	2	Yes	2	Yes
AIMB-781QVG-00A1E	B65	Non-ECC	VGA	12	2	1	None	1	None

## Riser Card

Part Number	Description
AIMB-R4104-01A1E	1U riser card with 1 PCIe x4 expansion
AIMB-R430P-03A2E	2U riser card with 3 PCI expansion
AIMB-R4301-03A1E	2U riser card with 3 PCIe x1 expansion
AIMB-R431F-21A1E	2U riser card with 1 PCIe x16 & 2 PCIe x1 expansion
AIMB-R43PF-21A1E	2U riser card with 1 PCIe x16 & 2 PCI expansion

## Packing List

Part Number	Description	Quantity
1700003194	SATA HDD cable	x 2
1703150102	SATA power cable	x 2
1960050472T000	I/O port bracket	x 1
2002078110	Startup manual	x 1
2062078100	Driver CD	x 1

## Bracket View



AIMB-781QG2-00A1E



AIMB-781QVG-00A1E

## Optional Accessories

Part Number	Description
1700002204	Dual port USB cable (27 cm) with bracket
1960047669N001	LGA1155/1156 CPU cooler for 4U and wallmount chassis
1700008809	Printer port cable kit
1701092300	COM port cable kit

Note: Purchasing AIMB-781's proprietary CPU cooler from Advantech is a must. Other brands' CPU coolers are NOT compatible with AIMB-781.

# Advantech High Performance Platforms with Intel® Core™ i7 Technology

Enabling Complex & Demanding Applications



## ADVANTECH

Enabling an Intelligent Planet

### Cutting-edge Technology with Intel® Core™ i7 Processors and Q57/3450 Chipset

#### New Generation Architecture

Single chip integrates CPU, northbridge, and graphics to dramatically increase performance and reliability.

#### Leading Edge Computing Technology for Multi-Task Processing

Supporting new generation, multi-core processors with Hyper-Threading (up to eight threads) and DDR3 1333 MHz memory to deliver breakthrough performance for multi-task processing.

#### Advanced Integrated Graphic-Core with High Flexibility

Next-generation integrated graphic core on processor provides extreme performance and offers dual video interfaces supporting mirror and extension modes.

#### Strong I/O Capability

Supporting PCI Express® Gen 2 for discrete graphics and flexible I/O, plus six SATA ports with RAID for enhancing reliability and performance.



#### AIMB-780

Intel® Core™ i7/i5/i3/Xeon® ATX Motherboard with DDR3/Dual GbE/DVI/VGA/4 COM



#### PCE-5125

Intel® Core™ i7/i5/i3/Xeon® SHB with DDR3/Dual GbEs/SATA RAID

#### Comprehensive Systems with Integration Services

To save time on system assembly and integration, Advantech can provide complete ATX and PICMG 1.3 solutions, seamlessly integrated with strictly selected components to fit a wide range of chassis from wall-mount to 2U/4U rack-mount, undergoing rigorous testing to deliver guaranteed compatibility and reliability. Please contact your local sales representative for details.

www.advantech.com





## Industrial Computer Peripherals

<b>SNMP-1000-B</b>	Intelligent SNMP/HTTP System Manager	7-2
<b>PCA-5612</b>	Industrial PCI Graphics Card with Low Power Consumption	7-4
<b>Power Supplies</b>		7-5
<b>CPU Coolers</b>		7-8
<b>Keyboards</b>		7-10
<b>Accessories</b>		7-11

To view all of Advantech's Industrial Computer Peripherals, please visit [www.advantech.com/products](http://www.advantech.com/products).



# SNMP-1000-B

## Intelligent SNMP/HTTP System Manager



### Features

- Monitoring system fans, temperature, voltage, power supply, CPU fan, CPU temperature, Vcore, watchdog timer, etc.
- Standalone system monitoring: no driver needed, OS-independent
- Remote alarm notification through SNMP/HTTP, e-mail or pager
- Easy status monitoring through Ethernet using a browser
- Highly reliable: function will keep working even if the system or power fails
- Modular design eases system integration and customization

### Introduction

The SNMP-1000-B is a platform independent system management module that can detect system operating conditions and notify users to take necessary action to avert system failure through multiple communication protocols. With the SNMP-1000-B installed, system monitoring and management can be integrated into an existing SNMP-based network management environment. The SNMP-1000-B also has a built-in web-based administration interface which allows users to monitor system operation from any place with Internet connectivity. The SNMP-1000-B adds another dimension of reliability to your most critical applications.

#### Powerful, Easy to Use

The SNMP-1000-B can detect a wide variety of internal system conditions, including temperature, voltage, fan rotation, power supply or CPU operations such as watchdog timer output. Through its I2C interface it can even monitor CPU temperature and voltages of Advantech's full-sized CPU cards. Depending on the alarm severity or user setup, it can generate several different alarm outputs, including SNMP traps, e-mails, paging, acoustic signals, system resets, and digital output. Through the easy-to-use web-based user interface, users can set the alarm criteria and select alarm outputs for each sensor input independently to meet user requirements. The backup battery enables the SNMP-1000-B to perform its alarm function even during total system power failure.

#### Web-Enabled, No Driver Needed

The onboard 10/100 Mbps Fast Ethernet interface enables the SNMP-1000-B to be connected to your existing network, independent from the system's connection. It supports multiple network protocols such as TCP/IP, SNMP, HTTP and Telnet, allowing you to manage your systems simply by using a web browser. No special software driver is needed thus eliminating compatibility issues with different operating systems.


#### Online Upgrade and Batch Setup

You can upgrade the firmware online by using the included setup utility. There is no need to go to a remote site and disassemble the chassis to collect each SNMP-1000-B module or card for firmware upgrade. The setup utility also supports "batch setup" function, which allows you to save a configuration and duplicate it to many other SNMP-1000-B modules and cards. This function saves tremendous time and effort when you have a number of SNMP-1000-B units installed in your environment.

#### Flexible Modular Hardware Design

The modular design of the SNMP-1000-B allows it to be easily customized to fit into any system. The ultra compact module is only 41 mm wide and 94 mm long (1.61" x 3.70"). It can be mounted on standard or customized carrier boards to plug into any standard PCI/ISA slot.

### Optional



SNMP-1000-E1B1E



SNMP-1000-E2B1E

## Firmware Specifications

System Status Monitoring and Management	Real-time health status monitoring: Provides real-time status display in HTTP/Java graphical format History log up to 600 records. Data can be downloaded through network or sent by e-mail Display alarm event records
Alarm Notification	E-mail: Can set up to 4 addresses to receive e-mails SNMP trap: Notify up to 8 SNMP administrators Pager notification: Dial out through external modem to send messages to up to 8 pagers Audible alarm sound
Supported Protocols	TCP, UDP, IP, ICMP, DHCP, BOOTP, ARP, SNMP, HTTP, Telnet
Management Function	Web-based remote configure, control and monitor Remote reset, power down and power up Remote digital output signal control Remote message display control Firmware upgrade from serial port and Ethernet port Modem dial in (console mode only)

## Sensor Specifications

Voltage	Input	+5 V <sub>DC</sub> , -5 V <sub>DC</sub> , +5 V <sub>SB</sub> , +3.3 V <sub>DC</sub> , +12 V <sub>DC</sub> , -12 V <sub>DC</sub>
Temperature	Input	9 (one for on-board sensor, 8 for external sensors)
	Sensor	LM75
	Interface	I2C
Fan Speed	Input	9 (7 for SNMP-1000-E2B1E)
	Range	700 ~ 10000 rpm
Power	Input	4 (1 for SNMP-1000-E2B1E)
	Range	High > 2.4 V <sub>DC</sub> , Low < 0.8 V <sub>DC</sub>
CPU Card Health	Interface	I2C
	Input	CPU Vcore, CPU fan, CPU temperature (up to 2 CPUs), +5 V <sub>DC</sub> , -5 V <sub>DC</sub> , VI/O, +12 V <sub>DC</sub> , -12 V <sub>DC</sub>
	Compatibility	PCA-6186, 6187, 6008, 6010, 6011 PCE-5120, 5124, 5125 AIMB-742
Digital Input/Output	Input	8 (SNMP-1000-E1B1E only)
	Output	4 (3 for SNMP-1000-E2B1E)

## System Specifications

Processor System	CPU	80188 compatible		
Environment	Firmware	512 KB Embedded Flash ROM		
	Memory	512 KB SRAM		
Ethernet	Interface	10/100 Mbps		
Serial Port	Interface	RS-232		
	Baud Rate	9600 bps		
Miscellaneous	Buzzer Support	Yes		
	Detect Time-out Signal of System	Yes		
	Watchdog Timer	Yes		
Battery	Charge Time	3 hr		
	Battery Type	Li-ion		
	Capacity	1800 mAh (fully charged gives 45 ~ 50 minutes operation, depending on system configuration)		
	Battery Life	1 year @ 20° C, 80% capacity after 500 cycles of charge and discharge		
Power Requirements	Typical	5 V @ 550 mA		
	Temperature	Operating	Non-Operating	
			0 ~ 60° C (-32 ~ 140° F)	-20 ~ 70° C (4 ~ 158° F)
		Humidity	-	5 ~ 95% RH non-condensing
Physical Characteristics	Dimensions	Kernel module: 40.5 x 93 mm (1.59" x 3.66")		
		Carrier board: 55 x 115 mm (2.17" x 4.53")		
		PCI/ISA I/O extension module: 175 x 107 mm (6.89" x 4.21")		

## Ordering Information

Part Number	Description
SNMP-1000-E1B1E	SNMP/HTTP system manager development kit, including the kernel module mounted on a PCI/ISA carrier board, 3 sets of temperature sensors, and cables
SNMP-1000-E2B1E	SNMP/HTTP system manager card for ACP series chassis, including the kernel module * Compatible with Advantech chassis series: IPC-622, IPC-623, IPC-7143, IPC-7220 and all ACP series chassis (except ACP-1000P2/X2)

# PCA-5612

## Industrial PCI Graphics Card with Low Power Consumption



### Features

- Industrial graphics card with long-term support
- 32 MB DDR2 SDRAM
- Supports mirror mode dual display
- Supports VGA and DVI outputs

### Specifications

Processor System	GPU	XGI Volari Z9s	
Bus	PCI	PCI 2.2	
Memory	Memory Clock	250 MHz	
	Memory Interface	16-bit	
	Memory Size	32 MB DDR2 SDRAM	
Video Output	CRT	1600 x 1200, up to 60 Hz vertical rate	
	DVI	Single Link TMDS up to UXGA (1600 x 1200 @ 60 Hz).	
Display Mode	Dual Display	CRT + DVI in Windows XP/2K/Linux, supporting mirror only, NOT supporting extended mode	
Power Requirement	Voltage	+3.3V +5V	
	Typical Current	0.658A 0.294A	
Environment	Temperature	Operating	Non-Operating
		0 ~ 60° C (32 ~ 140° F)	-20 ~ 70° C (-4 ~ 158° F)
Physical	Dimensions	150 x 105 mm (5.91" x 4.13")	
OS Support		Windows XP/2K, Linux, Unix, FreeBSD	

### Ordering Information

Part Number	VGA	TV-Out	DVI
PCA-5612-00A1E	Yes	-	Yes

### Packing List

Part Number	Quantity
PCA-5612 Industrial VGA card	x 1
PCA-5612 Startup Manual	x 1
Warranty Certificate	x 1
CD with driver utility	x 1

# Power Supplies



## Redundant Power Supplies



Model Name	RPS-300ATX-ZE	RPS-400ATX-ZE	1757001757 1757001760	1757001758 1757001761	1757001759 1757001677
<b>Wattage</b>	300 W	400 W	460 W	570 W 2+1	810 W 3+1
<b>Input Range</b>	100 ~ 240 V <sub>AC</sub> 60 ~ 50 Hz 6 ~ 3 A	100 ~ 240 V <sub>AC</sub> 47 ~ 63 Hz 8 ~ 4 A	100 ~ 240 V <sub>AC</sub> 47 ~ 63 Hz 8 ~ 4 A	115 ~ 230 V <sub>AC</sub> 60 ~ 50 Hz 12 ~ 6 A	115 ~ 230 V <sub>AC</sub> 60 ~ 50 Hz 15 ~ 7.5 A
<b>Outputs</b>	+5 V @ 25 A (3 A min) +3.3 V @ 18 A (1 A min) +12 V @ 16 A (2 A min) -12 V @ 0.5 A, -5 V @ 0.5 A +5 Vsb @ 2 A	+5 V @ 35 A (3 A min) +3.3 V @ 25 A (1 A min) +12 V @ 28 A (2 A min) -12 V @ 1.2 A, -5 V @ 0.5 A +5 Vsb @ 2 A	+5 V @ 40 A (5 A min) +3.3 V @ 30 A (1 A min) +12 V @ 32 A (2.5 A min) -12 V @ 1 A, -5 V @ 0.8 A +5 Vsb @ 2 A	+5 V @ 50 A (6 A min) +3.3 V @ 40 A (2 A min) +12 V @ 34 A (3 A min) -12 V @ 1 A, -5 V @ 1 A +5 Vsb @ 1.2 A	+5 V @ 75 A (9 A min) +3.3 V @ 60 A (3 A min) +12 V @ 51 A (4.5 A min) -12 V @ 1.5 A, -5 V @ 1.5 A +5 Vsb @ 1.6 A
<b>MTBF (hrs)</b>	100,000 @ 25C	100,000 @ 25C	100,000 @ 25C	100,000 @ 25C	100,000 @ 25C
<b>Dimensions (H x W x D)</b>	86 x 150 x 185 mm (3.39" x 5.91" x 7.28")	86 x 150 x 185 mm (3.39" x 5.91" x 7.28")	1757001757: 106 x 354 x 185.8 mm (4.17" x 13.94" x 7.31") 1757001760: 183 x 167 x 187.8 mm (7.20" x 6.57" x 7.39")	1757001758: 95 x 356 x 230 mm (3.74" x 14.02" x 9.06") 1757001761: 200.6 x 164 x 230 mm (7.90" x 6.46" x 9.06")	1757001758: 95 x 356 x 230 mm (3.74" x 14.02" x 9.06") 1757001677: 200.6 x 164 x 230 mm (7.90" x 6.46" x 9.06")
<b>Safety</b>	UL, TUV, CB, CCC	UL, TUV, CB, CCC	UL, TUV, CB, CCC	UL, TUV, CB, CCC	UL, TUV, CB, CCC
<b>Compatible Chassis</b>	ACP-2000, ACP-4000, ACP-4320, IPC-610, IPC-611, IPC-630, IPC-6908, IPC-7220, IPC-7143	ACP-4000, ACP-4320, ACP-4362, IPC-610, IPC-611, IPC-630, IPC-6908, IPC-7220, IPC-7143	1757001757: ACP-7000, IPC-622 1757001760: ACP-5260, IPC-623	1757001758: ACP-7000 1757001761: ACP-5260, IPC-623	1757001759: ACP-7000 1757001677: ACP-5260, IPC-623
<b>Single Power Module P/N</b>	1757930060G	1757000227G	1757001757: 1757946008G 1757001760: 1757000228G	1757930057G: ACP-7000 1757000126G: ACP-5260, IPC-623	1757930057G: ACP-7000 1757000126G: ACP-5260, IPC-623

## 80 Plus Bronze PS/2 Power Supplies



Model Name	PS8-500ATX-ZE	PS8-700ATX-ZE
<b>Wattage</b>	500 W	700 W
<b>Input Range</b>	100 ~ 240 V <sub>AC</sub> 60 ~ 50 Hz 8 ~ 4 A	100 ~ 240 V <sub>AC</sub> 60 ~ 50 Hz 12 ~ 6 A
<b>Outputs</b>	+5 V @ 20 A (0.2 A min), +3.3 V @ 24 A (0.1 A min), +12 V @ 16 A (0.1 A min), -12 V @ 0.5 A, -5 V @ 0.3 A, +5 Vsb @ 3 A	+5 V @ 30 A (1.0 A min), +3.3 V @ 24 A (1.5 A min), +12 V @ 16 A (1 A min), -12 V @ 0.5 A, -5 V @ 0.5 A, +5 Vsb @ 4 A (0.1 A min)
<b>MTBF (hrs)</b>	100,000 @ 25C	100,000 @ 25C
<b>Dimensions (H x W x D)</b>	86 x 150 x 140 mm (3.39" x 5.91" x 5.51")	86 x 150 x 140 mm (3.39" x 5.91" x 5.51")
<b>Safety</b>	UL, TUV, CB, CCC	UL, TUV, CB, CCC
<b>Compatible Chassis</b>	IPC-510, IPC-610, IPC-611, IPC-630, ACP-4000, ACP-4010, ACP-4320, ACP-4360, IPC-6606, IPC-6608, IPC-7220	IPC-610, IPC-611, IPC-630, ACP-4000, ACP-4010, ACP-4320, ACP-4360

# Power Supplies

## Power Adapters



Model Name	1757003062 1757003063	1757003527
Wattage	60 W	90 W
Input Range	AC 100 ~ 240 V, 50 ~ 60 Hz, 1.5 A	AC 100 ~ 240 V, 50 ~ 60 Hz, 1.5 A
Outputs	+12 V @ 5.0 A	+19 V @ 4.74 A
Power Plug	1757003062: Drum; 1757003063: 4-pin 12V	Phoenix
MTBF (hrs)	1757003062: 60,000 @ 25C; 1757003063: 50,000 @ 25C	50,000 @ 25C
Dimensions	31.5 x 63 x 110 mm	32.0 x 58.0 x 160.0 mm
Safety	UL, TUV, CB, CCC	UL, TUV, CB, CCC
Compatible Chassis	ARK-6320	ARK-6310 series

## PS/2 Power Supplies



Model Name	PS-400ATX-ZE	PS-500ATX-ZE	PS-700ATX-ZE
Wattage	400 W	500 W	700 W
Input Range	100 ~ 240 V <sub>AC</sub> , 63 ~ 47 Hz, 8 ~ 4 A	115 ~ 240 V <sub>AC</sub> , 63 ~ 47 Hz, 8 ~ 4 A	100 ~ 240 V <sub>AC</sub> , 60 ~ 50 Hz, 11 ~ 5 A
Outputs	+5 V @ 35 A (2.5 A min) +3.3 V @ 25 A (1 A min) +12 V @ 30 A (1 A min) -12 V @ 1 A, -5 V @ 0.8 A, +5 Vsb @ 2 A	+5 V @ 40 A (3 A min) +3.3 V @ 30 A (1 A min) +12 V @ 32 A (1 A min) -12 V @ 1 A, -5 V @ 0.8 A, +5 Vsb @ 2 A	+5 V @ 50 A (2.5 A min) +3.3 V @ 45 A (1 A min) +12 V @ 36 A (1 A min) -12 V @ 1 A, -5 V @ 0.8 A, +5 Vsb @ 2 A
MTBF (hrs)	91,000 @ 25C	98,000 @ 25C	72,100 @ 25C
Dimensions (H x W x D)	86 x 150 x 140 mm (3.39" x 5.91" x 5.51")	86 x 150 x 140 mm (3.39" x 5.91" x 5.51")	86 x 150 x 220 mm (3.39" x 5.91" x 8.66")
Safety	UL, TUV, CB, CCC	UL, TUV, CB, CCC	UL, TUV, CB, CCC
Compatible Chassis	ACP-4000, ACP-4320, ACP-4362, IPC-610, ACP-4010, IPC-622 (P/N: 1757000193G), IPC-623 (P/N: 1757000131G), IPC-630, IPC-5122 (P/N: 1757002201), IPC-6608, IPC-6908, IPC-7143, IPC-7220	ACP-4000, ACP-4320, ACP-4362, IPC-610, ACP-4010, IPC-622 (P/N: 1757000162G), IPC-623 (P/N: 1757000133G), IPC-630, IPC-6608, IPC-6908, IPC-7143, IPC-7220	ACP-4000, ACP-4320, ACP-4362, IPC-610MB-F, IPC-611, IPC-630MB



Model Name	PS-250ATX-ZE	PS-300ATX-ZBE	PS-300ATX-DC48E
Wattage	250 W	300 W	300 W
Input Range	Selectable 115 V <sub>AC</sub> / 230 V <sub>AC</sub> , 60 / 50 Hz, 10 / 5 A	100 ~ 240 V <sub>AC</sub> , 60 ~ 50 Hz, 10 A	72 ~ 36 V <sub>DC</sub> , 15 A
Outputs	+5 V @ 27 A (0.5 A min) +3.3 V @ 20 A (0.3 A min) +12 V @ 13 A (1 A min) -12 V @ 0.8 A, -5 V @ 0.3 A, +5 Vsb @ 2 A	+5 V @ 30 A (0.5 A min) +3.3 V @ 28 A (0.3 A min) +12 V @ 15 A (1 A min) -12 V @ 0.8 A, -5 V @ 0.3 A, +5 Vsb @ 2 A	+5 V @ 30 A (0.3 A min) +3.3 V @ 28 A (0.3 A min) +12 V @ 15 A (0.2 A min) -12 V @ 0.8 A, -5 V @ 0.3 A, +5 Vsb @ 2 A
MTBF (hrs)	100,000 @ 25C	100,000 @ 25C	100,000 @ 25C
Dimensions (H x W x D)	86 x 150 x 140 mm (3.39" x 5.91" x 5.51")	86 x 150 x 140 mm (3.39" x 5.91" x 5.51")	86 x 150 x 140 mm (3.39" x 5.91" x 5.51")
Safety	UL, TUV, CB, CCC	UL, TUV, CB, CCC	UL, TUV, CB, CCC
Compatible Chassis	ACP-2000, IPC-602, IPC-610, IPC-611, IPC-6606, IPC-6608, IPC-6908	ACP-2000, ACP-4000, ACP-4320, ACP-4362, IPC-602, IPC-610, ACP-4010, IPC-630, IPC-5122 (P/N: 1757002201), IPC-6606, IPC-6608, IPC-6908, IPC-7143, IPC-7220	ACP-2000, ACP-4000, ACP-4320, ACP-4362, IPC-602, IPC-610, ACP-4010, IPC-630, IPC-6606, IPC-6608, IPC-6908, IPC-7143, IPC-7220

## Small Form Factor Power Supplies



Model Name	175700007G	1757000105G	1757000160G 1757000229G 1757000263	1757001458 1757001798
Form Factor	2U	2U	1U	1U
Wattage	300 W	400 W	300 W	400 W
Input Range	100 ~ 240 V <sub>AC</sub> 47 Hz ~ 63 Hz 6 ~ 3 A	100 ~ 240 V <sub>AC</sub> 47 Hz ~ 63 Hz 8 ~ 5 A	100 ~ 240 V <sub>AC</sub> 63 ~ 47 Hz 6 ~ 3 A	100 ~ 240 V <sub>AC</sub> 47 Hz ~ 63 Hz 8 ~ 5 A
Outputs	+5 V @ 35 A (3 A min) +3.3 V @ 20 A (1 A min) +12 V @ 16 A (2 A min) -12 V @ 0.5 A -5 V @ 0.5 A +5 Vsb @ 2 A	+5 V @ 25 A (3 A min) +3.3 V @ 20 A (1 A min) +12 V @ 28 A (2 A min) -12 V @ 0.5 A -5 V @ 0.5 A +5 Vsb @ 2 A	+5 V @ 25 A (3 A min) +3.3 V @ 14 A (1 A min) +12 V @ 16 A (2 A min) -12 V @ 1 A, -5 V @ 0.5 A +5 Vsb @ 2 A	+5 V @ 25 A (3 A min) +3.3 V @ 20 A (1 A min) +12 V @ 28 A (2 A min) -12 V @ 0.5 A, -5 V @ 0.5 A +5 Vsb @ 2 A
MTBF (hrs)	98,000 @ 25C	100,000 @ 25C	100,000 @ 25C	100,000 @ 25C
Dimensions (H x W x D)	70 x 100 x 200 mm (27.56" x 3.94" x 7.87")	70 x 100 x 215 mm (27.56" x 3.94" x 8.46")	40 x 100 x 205 mm (1.57" x 3.94" x 8.07")	40.5 x 100 x 225 mm (1.59" x 3.94" x 8.86")
Safety	UL, TUV, CB, CCC	UL, TUV, CB, CCC	UL, TUV, CB, CCC	UL, TUV, CB, CCC
Compatible Chassis	ACP-2000MB, ACP-2010MB, ACP-2320MB	ACP-2000MB, ACP-2010MB, ACP-2320MB	1757000160G: IPC-603MB, IPC-6806W 1757000229G: IPC-5120, IPC-7120 1757000263: ACP-1320MB	1757001458: ACP-1320MB 1757001798: ACP-1320BP



Model Name	1757000209G	1757000557 1757001457 1757001397 1757001797	1757000878	1757001847
Form Factor	1U	1U	FLEX	FLEX
Wattage	150 W	250 W	180 W	270 W
Input Range	100 ~ 240 V <sub>AC</sub> 63 Hz ~ 47 Hz 4 ~ 2 A	100 ~ 240 V <sub>AC</sub> 50 Hz ~ 60 Hz 4 ~ 2 A	100 ~ 240 V <sub>AC</sub> 50 Hz ~ 60 Hz 4 ~ 2 A	100 ~ 240 V <sub>AC</sub> 50 Hz ~ 60 Hz 5 ~ 3 A
Outputs	+5 V @ 14 A (2 A min) +3.3 V @ 10 A (1 A min) +12 V @ 6 A (1 A min) -12 V @ 0.8 A -5 V @ 0.5 A +5 Vsb @ 1.5 A	+5 V @ 23 A (3 A min) +3.3 V @ 14 A (1 A min) +12 V @ 16 A (2 A min) -12 V @ 0.5 A -5 V @ 0.2 A +5 Vsb @ 2 A	+5 V @ 16 A (0.3 A min) +3.3 V @ 14 A (0.3 A min) +12 V @ 14 A (0.3 A min) -12 V @ 0.5 A +5 Vsb @ 2 A	+5 V @ 18 A (0.5 A min) +3.3 V @ 16 A (0.5 A min) +12 V1 @ 16 A (1 A min) +12 V2 @ 10 A (1 A min) -12 V @ 0.8 A +5 Vsb @ 2.5 A
MTBF (hrs)	84,000 @ 25C	110,000 @ 25C	100,000 @ 25C	100,000 @ 25C
Dimensions (H x W x D)	40 x 100 x 190 mm (1.57" x 3.94" x 7.48")	40 x 100 x 190 mm (1.57" x 3.94" x 7.48")	40 x 81.5 x 150 mm (1.57" x 3.21" x 5.91")	40 x 81.5 x 150 mm (1.57" x 3.21" x 5.91")
Safety	UL, TUV, CB, CCC	UL, TUV, CB, CCC	UL, CB, CCC	UL, TUV, CB, CCC
Compatible Chassis	IPC-6806S	1757001457: ACP-1320MB 1757001797: ACP-1320BP 1757000557: IPC-5120/7120 1757001397: IPC-6806	ARK-6610 ARK-6620 IPC-6025	ARK-6610 ARK-6620 IPC-6025

# CPU Coolers

## Intel LGA1156



Model Name	1960049408N001	1960047831N001	1960047669N001	1960047670N001
<b>Thermal Dispatch Performance</b>	Intel LGA1156 73W (up to Core i5-660)	LGA1156 95W	Intel LAG1156 95W	Intel LGA1156 95W
<b>Fan</b>	-	7 cm/35.5CFM 5400+/- 10% RPM	8 cm/57.5 CFM 4500+/- 10% RPM	8 cm/57.5 CFM 4500+/- 10% RPM
<b>Heatsink Material</b>	Copper	Copper	Aluminum & Copper heart	Aluminum & Copper
<b>Heatsink Dimensions</b>	85 x 85 x 26 mm (3.35" x 3.35" x 1.02")	83 x 83 x 39.26 mm (3.27" x 3.27" x 1.54")	90 x 90 x 35 mm (3.54" x 3.54" x 1.38")	90 x 90 x 35 mm (3.54" x 3.54" x 1.38")
<b>Dimensions</b>	-	83 x 83 x 55.73mm (3.27" x 3.27" x 2.17")	120 x 120 x 77 mm (4.72" x 4.72" x 3.03")	120 x 120 x 77 mm (4.72" x 4.72" x 3.03")
<b>Weight</b>	611 g	582 g	500 g	500 g
<b>Minimum Chassis Height</b>	1U	2U	4U	4U
<b>Recommended Chassis</b>	ACP-1010/1320	Backplane version of chassis	Motherboard version of chassis	mini-ITX Motherboard version of chassis
<b>Supported Boards</b>	AIMB-580/780; PCE-5125	PCE-5125/5126	AIMB-580/780/781	AIMB-280


## Intel Pentium 4 LGA775



Model Name	1960013266T000	1750000332	1750001661	1960022033T000	1750000334
<b>Thermal Dispatch Performance</b>	Pentium 4: Up to 3.4 GHz (90 nm, 84 W, L2: 1 MB) Core 2 Duo: Up to 3.33 GHz (65 nm, 65 W, L2: 4 MB)	Pentium 4: Up to 3.8 GHz (90 nm, 115 W, L2: 1 MB) Core 2 Duo: Up to 3.33 GHz (65 nm, 65 W, L2: 4 MB) Core 2 Quad: Up to 3 GHz (45 nm, 95 W, L2: 12 MB)	Pentium 4: Up to 3.4 GHz (90 nm, 84 W, L2: 1 MB) Core 2 Duo: Up to 3.33 GHz (65 nm, 65 W, L2: 4 MB) Core 2 Quad: Up to 3 GHz (45 nm, 95 W, L2: 12 MB)	Pentium 4: Up to 3.4 GHz (90 nm, 84 W, L2: 1 MB) Core 2 Duo: Up to 3.33 GHz (65 nm, 65 W, L2: 4 MB) Core 2 Quad: Up to 3 GHz (45 nm, 95 W, L2: 12 MB)	Pentium 4: Up to 3.8 GHz (90 nm, 115 W, L2: 1 MB) Core 2 Duo: Up to 3.33 GHz (65 nm, 65 W, L2: 4 MB)
<b>Fan</b>	-	7 cm / 35.5 CFM 5,400 ± 10% RPM	7 cm / 35.5 CFM 5,400 ± 10% RPM	8 cm / 50.3 CFM 4,800 ± 10% RPM	8 cm / 57.7 CFM 4,500 ± 10% RPM
<b>Heatsink Material</b>	Copper	Copper	Copper	Aluminum fins & copper heart	Aluminum fins & copper heart
<b>Heatsink Dimensions</b>	80 x 80 x 27 mm (3.15" x 3.15" x 1.06")	83 x 83 x 15 ~ 39 mm (3.27" x 3.27" x 0.59" ~ 1.54")	80 x 80 x 27 mm (3.15" x 3.15" x 1.06")	89 x 89 x 26.5 mm (3.5" x 3.5" x 1.04")	90 x 90 x 32 mm (3.54" x 3.54" x 1.26")
<b>Dimensions</b>	90 x 82.4 x 26 mm (3.54" x 3.24" x 1.02")	83 x 83 x 55 mm (3.27" x 3.27" x 2.17")	98 x 92 x 44 mm (3.86" x 3.62" x 1.73")	110 x 110 x 56 mm (4.3" x 4.3" x 2.2")	110 x 110 x 67 mm (4.33" x 4.33" x 2.64")
<b>Weight</b>	554 g	560 g	555 g	414 g	550 g
<b>Minimum Chassis Height</b>	1U	2U	2U	2U	4U
<b>Recommended Chassis</b>	ACP-1320 series	Backplane version of chassis	Motherboard version of chassis	Motherboard version of chassis	Motherboard version of chassis
<b>Supported Boards</b>	AIMB-766/764/762, PCA-6194/6011/6010, PCE-5124	PCA-6194/6011/6010, PCE-5124	AIMB-256/566/564/562/766/764/762	AIMB-256/566/564/562/766/764/763/762	AIMB-256/566/564/562/766/764/763/762




## Intel Pentium 4 Socket 478



Model Name	1750000432	1750000257	1750002120
<b>Thermal Dispatch Performance</b>	Up to 2.8 GHz (130 nm, 61 W, L2: 512 KB)	Up to 3.4 GHz (90 nm, 89 W, L2: 1 MB)	Up to 3.4 GHz (90 nm, 89 W, L2: 1 MB)
<b>Fan</b>	6 cm / 5.2 CFM 4,800 ± 10% RPM	7 cm / 28.9 CFM 4,500 ± 10% RPM	7 cm / 33.8 CFM 4,300 ± 10% RPM
<b>Heatsink Material</b>	Copper	Copper	Aluminum
<b>Dimensions</b>	93 x 77 x 27 mm (3.66" x 3.03" x 1.06")	83 x 69 x 55.5 mm (3.27" x 2.72" x 2.19")	89 x 73 x 55 mm (3.50" x 2.87" x 2.17")
<b>Weight</b>	478 g	565 g	342 g
<b>Minimum Chassis Height</b>	1U	2U	2U
<b>Supported Boards</b>	PCA-6186/6187, AIMB-742/744	PCA-6186/6187, AIMB-742/744	PCA-6186/6187, AIMB-742/744

## Intel Xeon



Model Name	1960045710S000	1750001660	1750000282
<b>Thermal Dispatch Performance</b>	Intel Xeon LV Up to 40W	Intel Xeon LV: Up to 2.8 GHz (90 nm, 55 W, L2: 1 MB)	Intel Xeon: Up to 3.6 GHz (90 nm, 110 W, L2: 1 MB)
<b>Fan</b>	-	6 cm / 24.9 CFM 5,400 ± 10% RPM	6 cm / 34.5 CFM 6,800 ± 10% RPM
<b>Heatsink Material</b>	Copper	Copper	Copper
<b>Dimensions</b>	80 x 58 x 23.5 mm (3.15" x 2.28" x 0.93")	82 x 58 x 53.3 mm (3.23" x 2.28" x 2.10")	82 x 58 x 65.5 mm (3.23" x 2.28" x 2.58")
<b>Weight</b>	410 g	614 g	624 g
<b>Minimum Chassis Height</b>	1U	2U	4U
<b>Supported Boards</b>	PCE-72xx series	PCE-72xx series	PCE-72xx series
<b>Remarks</b>	Only for Xeon LV CPU	Only for Xeon LV CPU	-

## Special CPU Coolers



Model Name	1750000400	1960021193T000
<b>Thermal Dispatch Performance</b>	Pentium 4: Up to 3.8 GHz (90 nm, 115 W, L2: 1 MB)	Pentium 4: Up to 3.4 GHz (90 nm, 84 W, L2: 1 MB) Core 2 Duo: Up to 3.3 GHz (65 nm, 65 W, L2: 4 MB)
<b>Fan Speed</b>	7 cm / 35.5 CFM 5,400 ± 10% RPM	7 cm / 35.5 CFM 5,400 ± 10% RPM
<b>Heatsink Material</b>	Copper	Aluminum fins & copper base
<b>Dimensions</b>	89 x 74 x 51 mm (3.50" x 2.91" x 2.01")	89 x 74 x 40 mm (3.5" x 2.91" x 1.57")
<b>Weight</b>	672 g	410 g
<b>Minimum Chassis Height</b>	2U	2U
<b>Supported Boards</b>	Only for PCE-5120/5020	Only for PCE-5120/5020
<b>Remarks</b>	-	-

# Keyboards



**KBD-6307**  
105-key Keyboard with Touchpad

- 105-key, supports Windows key
- Built-in pressure activated touchpad, fully compatible with Windows, supporting plug & play
- Spiral cable with PS/2 keyboard & mouse connector
- Dimensions (W x H x D): 392 x 26 x 255 mm (15.4" x 1" x 10")
- Weight: 2 kg (8.8 lb)
- CE compliant
- Language: English
- P/N: KBD-6307



**KBD-6312**  
Rackmount 105-key Keyboard with Touchpad

- 105-key, supports Windows key
- Built-in pressure activated touchpad, fully compatible with Windows, supporting plug & play
- Spiral cable with PS/2 keyboard & mouse connector
- 19" rackmount
- Height: 1U (44.4 mm, 1.75")
- Ball-bearing slide rail with handle and lock
- Dimensions (W x H x D): 482 x 44.4 x 360 mm (19" x 1.75" x 14.2")
- Language: English
- P/N: KBD-6312 (beige keyboard / beige rack)  
KBD-6312-BLK (beige keyboard / black rack)



**KBD-RMK**  
Rackmount Keyboard Drawer

- 19" rackmount
- Height: 1U (44.4 mm, 1.75")
- Ball-bearing slide rail with handle and lock
- Compatible with KBD-6304, KBD-6305 and KBD-6307
- 2 mounting brackets and 4 screws included
- Dimensions (W x H x D): 482 x 44.4 x 360 mm (19" x 1.75" x 14.2")
- Weight: 1.5 kg (3.3 lb)
- CE compliant
- P/N: KBD-RMK (beige), KBD-RMK-BLK (black)



**PCA-6302**  
Compact 104-key Keyboard

- 104-key with tactile response
- AT & PS/2 compatible
- Over 20 million life cycles
- Spiral cable with 6-pin PS/2 keyboard connector (not including PS/2 to 5-pin DIN PC/AT adapter)
- Dimensions (W x H x D): 400 x 40 x 188 mm (15.7" x 1.6" x 7.4")
- Language: English, Chinese
- P/N: PCA-6302, PCA-6302C



**KBD-6304**  
Compact 88-key Keyboard

- 88-key with membrane structure
- PC/AT, PS/2, DOSV compatible
- 5 million life cycles
- Spiral cable with 6-pin PS/2 keyboard connector (not including PS/2 to 5-pin DIN PC/AT adapter)
- Dimensions (W x H x D): 287 x 29 x 140 mm (11.3" x 1.14" x 5.5")
- Weight: 0.5 kg (1.1 lb)
- CE, FCC, UL, CSA, CNS compliant
- Language: English, Chinese
- P/N: KBD-6304 (English), KBD-6304C (Chinese)



**KBD-6305**  
Compact 88-key Keyboard with Touchpad

- 88-key with membrane structure
- PC/AT, PS/2, DOSV compatible
- Built-in touchpad for pointing input device
- 5 million life cycles
- Spiral cable with PS/2 keyboard & mouse connector (not including PS/2 to PC/AT and PS/2 to DB-9 adapters)
- Dimensions (W x H x D): 289 x 27 x 227 mm (11.4" x 1.06" x 8.9")
- Weight: 0.8 kg (1.76 lb)
- CE, FCC, UL, CSA, CNS compliant
- Language: English
- P/N: KBD-6305

# Accessories

## Slide Rail



### For 1U rackmount chassis

- 26" P/N: 9680006902



### For 2U and higher rackmount chassis

- 26" P/N: 9680006905


## ARK-6 Series Accessories



### ARK-WLAN-USB

#### ARK-6 series Wireless LAN 802.11 b/g module (USB connection)

- 802.11b/g standard
- USB 2.0 interface
- Range: Indoors up to 80m  
Outdoors up to 250m



### 989K008732

#### VESA mounting plate for ARK-6000 series (except for ARK-6610)

## Industrial Disk Tray/Bay



### IDT-5101

#### Shockproof industrial hard disk drive tray with cooling fan and optional front USB and PS/2 interfaces

- Accepted HDD: 1 x 3.5" (only for 9.5mm thickness)
- Cooling Fan: 1 x 4 cm
- Material: Heavy duty steel plate with coating
- Color (Codes): Gray (414U), Black (4C2X)
- Dimensions (W x H x D): 148.5 x 42.6 x 171 mm (5.85" x 1.68" x 6.73")
- Weight: 400 g (0.88 lb)
- P/N: IDT-5101, IDT-5101-BLK, IDT-5121, IDT-5121-BLK with dual USB & PS/2



### 989K008733

#### A frame to securely fix a 3.5" HDD in a 5.25" drive bay



### 989K008734

#### A frame to securely fix two 2.5" HDDs in a 3.5" drive bay



### IDT-3120E

#### Mobile rack for converting a 3.5" drive bay to dual 2.5" SATA HDD trays

- Accepted: 2 x 2.5" SATA HDD (only for HDD thickness with 9.6 mm)
- Material: Heavy duty steel with electroplating
- Dimensions (W x H x D): 25.4 x 101.6 x 147.5 mm

\* Does not support 2.5" SAS HDD



### IDT-5230E

#### Mobile rack for converting dual 5.25" drive bays to three 3.5" SAS/SATA HDD trays

- Accepted HDD: 3 x 3.5" SAS/SATA HDD
- Cooling Fan: 1 x 8 cm
- Materials: heavy duty steel with electroplating
- Dimensions (W x H x D): 86 x 148 x 224.7 mm

# Accessories




Model Name	1700008462	1700008461	1700100170	1700003195	1700100301	1700002204
Description	USB cable with four ports		USB cable with dual ports		USB cable with dual ports	
Length	30.5 cm (12.01")	30.5 cm (12.01")	17.5 cm (6.89")	17.5 cm (6.89")	27 cm (11.92")	27 cm (11.92")
Pins	10	9	10	9	10	9
Supported Models	AIMB-750 (A1E), AIMB-740, PCA-6002, PCA-6178, PCA-6186, PCA-6187, PCA-6190	All except AIMB-750 (A1E), AIMB-740, PCA-6008, PCA-6010, PCA-6011, PCA-6194, PCE-5124, PCE-5125	AIMB-750 (A1E), AIMB-740, PCA-6002, PCA-6178, PCA-6186, PCA-6187, PCA-6190	All except AIMB-750 (A1E), AIMB-740, PCA-6008, PCA-6010, PCA-6011, PCA-6194, PCE-5124, PCE-5125	AIMB-750 (A1E), AIMB-740, PCA-6002, PCA-6178, PCA-6011, PCA-6186, PCA-6187, PCA-6190	All except AIMB-750 (A1E), AIMB-740, PCA-6008, PCA-6010, PCA-6011, PCA-6194, PCE-5124, PCE-5125



Model Name	1700000821	1700000822	1700000259
Description	24-pin to 20-pin DVI cable with bracket	24-pin to 20-pin DVI cable with bracket	15-pin to 9-pin D-sub VGA cable
Length	20 cm	30 cm	20 cm



Model Name	1700060202	1700060201	1701260305
Description	Y-cable for PS/2 mouse & keyboard for CPU card	Y-cable for PS/2 mouse & AT keyboard for CPU card	Serial and parallel ports with cables and bracket



Model Name	1700006915	1700006916	A. 1701680670	B. 1700000182	1700340640
Function	Cable to activate front door LED board on ACP-4000MB chassis	Cable to activate front door LED board on IPC-610MB-H chassis	68-pin SCSI LVDS cable; 2 male connectors & terminators	68-pin SCSI LVDS cable; 5 male connectors & 1 terminator	FDD cable for two 3.5" FDD
Length			67 cm (26.38")	125 cm (49.21")	
Supported Models	AIMB-542, 562, 564, 763	AIMB-542, 562, 564, 763			

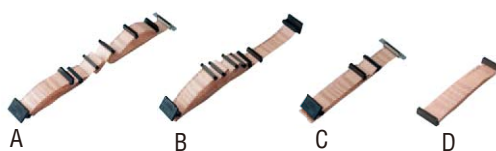
## Accessories



Model Name	1700003194	1700000136	1700000137	1700030500	1700000450
Description	SATA Cable 7-pin, 180D w/lock	S-Video cable	AV cable	ATX connector cable from CPU card to backplane	ATX to AT power converter
Length	60 cm (23.62")	180 cm (70.87")	180 cm (70.87")	-	-



Model Name	A. 1701400973	B. 1701400972	C. 1701400652	D. 1701400452	A. 1701400971	B. 1701400970	C. 1701400607
Description	HDD cable, ATA 66/100				HDD cable, ATA 33		
Length	62 + 35 cm (24.41" + 13.78")	82 + 15 cm (32.28 + 5.91")	45 + 20 cm (17.72" + 7.87")	45 cm (17.72")	62 + 35 cm (24.41" + 13.78")	82 + 15 cm (32.28" + 5.91")	60 cm (23.62")



Model Name	A. 1701681790	B. 1701681560	C. 1701681100	D. 1701680550
Description	68-pin SCSI LVDS cable, F-6M-T, for RAID-500U3	68-pin SCSI LVDS cable, T-6M-T	68-pin SCSI LVDS cable, F-M-M-T	68-pin SCSI LVDS cable, F-M-M-T
Length	179 cm (70.47")	156 cm (61.42")	110 cm (43.31")	53 cm (20.87")



### PCA-USB4-00A1

USB extension module with 4 ports

## Advantech Headquarters

No. 1, Alley 20, Lane 26, Rueiguang Road Neihu District, Taipei Taiwan 11491, R.O.C.

Tel: 886-2-2792-7818 Fax: 886-2-2794-7301

www.advantech.com

### Greater China

#### Regional Service Center, China Kunshan Manufacturing Center

No. 600, Han-Pu Road, Yu-Shan  
Kunshan, Jiang Su, China  
Tel: 86-512-5777-5666  
Fax: 86-512-5778-5388

#### Regional Service Center, Taiwan Taipei Manufacturing Center

7F, No.1, Lane 169, Kang-Ning Street,  
Shejir City, Taipei, Taiwan  
Tel: 886-2-2692-6076  
Fax: 886-2-2692-2762

#### Advantech China 800-810-0345 Beijing Office

6th Street No. 7, Shang Di Zone,  
Hai-Dian District  
100085 Beijing, China  
Tel: 86-10-6298-4346  
Fax: 86-10-6298-4342  
Email: sales@advantech.com.cn  
www.advantech.com.cn

#### Shanghai Office

136# Jiangchang Three Road Zhabei  
District 200436 Shanghai, China  
Tel: 86-21-36321616  
Fax: 86-21-36321616-3394

#### Shenzhen Office

B1811#-1812#, Tian An  
Cyber Park High-tech Tower, Futian  
District, 518040 Shenzhen, China  
Tel: 86-755-8212-4222  
Fax: 86-755-2586-7910

#### Chengdu Office

Room #708, #709, #710  
Bainao Information Plaza  
No. 118, Moziqiao New South Road,  
610041, Chengdu Sichuan, China  
Tel: 86-28-8545-0198  
Fax: 86-28-8543-5101

#### Hong Kong Office

Fiat 1108, 11/F, No. 113 Argyle Street,  
Mong Kok, Kowloon, Hong Kong  
Tel: 852-2720-5118  
Fax: 852-2720-8013

#### Advantech Taiwan 0800-777-111 Taipei Neihu Office

No.33, Lane 365, Yang Guang Street,  
Neihu District, Taipei, Taiwan 114, R.O.C.  
Tel: 886-2-2792-7818  
Fax: 886-2-2794-7332  
Toll Free: 0800-777-111  
Email: sales@advantech.com.tw  
www.advantech.com.tw

#### Taipei Xindian Office

4F No. 108-3, Minquan Road,  
Xindian Dist., New Taipei City,  
Taiwan 231, R.O.C.  
Tel: 886-2-2218-4567  
Fax: 886-2-2218-3650  
Toll Free: 0800-777-111  
Email: taiwan@advantech.com.tw

#### Taichung Office

13F-2, No. 497, Zhongming South Road,  
Taichung City, Taiwan 403, R.O.C.  
Tel: 886-4-2378-6250  
Fax: 886-4-2378-6260

#### Kaohsiung Office

11F-7, No. 56, Mingsheng 1st Road,  
Kaohsiung City, Taiwan 800, R.O.C.  
Tel: 886-7-229-3600  
Fax: 886-7-227-0217

#### Hsinchu Office

5F-1, No.225, Zhongzheng Rd., East Dist.,  
Hsinchu City, Taiwan 300 R.O.C.  
Tel: 886-3-516-9320  
Fax: 886-3-516-9243

### Asia Pacific

#### Advantech Japan 0800-500-1055 Tokyo Office

6-16-3, Asakusa Taito-Ku,  
Tokyo 111-0032, Japan  
Tel: 81-3-6802-1021  
Fax: 81-3-6802-1022  
Email: ajp\_sales@advantech.com  
http://www.advantech.co.jp

#### Osaka Office

6F, Minami Senba M21 Bldg.  
1-10-20 Minami Senba,  
Chuo-Ku, Osaka, 542-0081 Japan  
Tel: 81-6-6267-1887  
Fax: 81-6-6267-1886

#### Advantech Korea 080-363-9494

#1202 Ace Techno Tower, 684-1  
Deungchon-3 Dong, Kangseo-Ku,  
Seoul 157-721, Korea  
Tel: 82-2-3663-9494  
Fax: 82-2-3663-4955  
Email: pros@advantech.co.kr  
www.advantech.co.kr

#### Advantech Singapore

6 Serangoon North Ave 5, #03-08 East  
Lobby, Singapore 554910  
Tel: 65-6442-1000  
Fax: 65-6442-1001  
Email: sg@advantech.com  
www.advantechsg.com.sg

#### Advantech Malaysia 1800-88-1809 Kuala Lumpur Office

L3-03 / 03A, Wisma BU8, No 11,  
Lebuh Bandar Utama,  
Bandar Utama, 47800 Petaling Jaya,  
Selangor Darul Ehsan, Malaysia  
Tel: 60-3-7724-3555  
Fax: 60-3-7728-1571  
Email: sales@advantech.com.my  
www.advantech.com.my

#### Penang Office

12, 1st Floor, Jalan Todak 3,  
Bandar Sunway,  
13700 Seberang Jaya,  
Penang, Malaysia  
Tel: 60-4-397-3788, 397-4188  
Fax: 60-4-399-6488

#### Advantech Thailand

24F, Chamnan Phenjati Business Center  
65/205 Rama IX Road, Huay-Kwang,  
Bangkok 10320 Thailand  
Tel: 66-2-248-3140  
Fax: 66-2-248-2424  
Email: sales-th@advantech.com  
http://www.advantech.com

#### Advantech India 1800-425-5070 Bangalore Office

Krupa Arcade #438/14, 6th Main,  
17th Cross, Rajajinagar 2nd Stage,  
Malleshwaram West Post,  
Bangalore 560 055, India  
Tel: 91-80-2337-4567  
Fax: 91-80-2337-5898  
Toll Free: 180-425-5070  
Email: Info.in@advantech.com  
www.advantech.in

#### Advantech Australia 1300-308-531 Melbourne Office

Unit 1, 3 Southpark Close,  
Keysborough VIC 3173, Australia  
Tel: 61-3-9797-0100  
Fax: 61-3-9797-0199  
Email: info@advantech.net.au  
www.advantech.net.au

#### Sydney Office

Unit 1, 14 Leighton Place  
Hornsby NSW 2077, Australia  
Fax: 61-2-9477-2521

### Europe

#### Advantech Europe B.V. 00800-2426-8080 Email: CustomerCare@advantech.eu www.advantech.eu

#### Advantech European Head Office & Regional Service Center, Netherlands

Ekkersrijt 5708 Science Park Eindhoven  
5692 EP Son, The Netherlands  
Tel: 31-40-267-7000  
Fax: 31-40-267-7001  
Email: CustomerCare@advantech.eu

#### Technical Support Center Embedded

Fuggerstr. 9, 92224 Amberg, Germany  
Tel: 49-9621-9732-355  
Fax: 49-9621-9732-199  
Email: CustomerService.aeu@advantech.com

#### Regional Service Center, Poland

Ul. Matuszewska 14, Budynek C5,  
03-786, Warsaw, Poland  
Tel: 48-22-33-23-730  
Fax: 48-22-33-23-732  
Email: rma@advantech.pl

#### Advantech Benelux & Nordic

**Breda Office**  
Bijster 20A, 4817 HX Breda,  
The Netherlands  
Tel: 31-76-5233100  
Fax: 31-76-5233119  
www.advantech.nl

#### Roosendaal Office

Vlierwerf 7A, 4704 SB Roosendaal  
The Netherlands  
Tel: 31-165-550-505  
Fax: 31-165-567-504  
www.advantech.nl

#### Advantech France

**Paris Office**  
71B rue des Hautes Pâtures  
92737 Nanterre Cedex, France  
Tel: 33-1-4119-4666  
Fax: 33-1-4119-7929  
www.advantech.fr

#### Advantech Germany

**Munich Office**  
Industriestr. 17  
82110 Germering, Germany  
Tel: 49-89-12599-0  
Fax: 49-89-12599-1221  
www.advantech.de

#### Düsseldorf Office

Kolberger Str. 7  
40599 Düsseldorf, Germany  
Tel: 49-211-97477-0  
Fax: 49-211-97477-319  
www.advantech.de

#### Advantech Italy

**Milano Office**  
Via Roma, 74  
20060 Cassina de' Pecchi, Milano, Italy  
Tel: 39-02-9544-961  
Fax: 39-02-9544-9650  
www.advantech.it

#### Advantech Poland

**Warsaw Office**  
Ul. Matuszewska 14, Budynek C5,  
03-786, Warsaw, Poland  
Tel: 48-22-33-23-740 / 41  
Fax: 48-22-33-23-732  
www.advantech.com.pl

#### Advantech UK

38/39 Van Alloys Industrial Estate  
Busgrove Lane  
Stoke Row  
Oxfordshire  
RG9 5QW  
United Kingdom  
Phone: +44 1491681144?  
Fax: +44 1491 680222  
www.advantech-uk.com

#### Advantech Russia

Room 648, 6F, Profsoyuznaya Str., 108  
Moscow 117437, Russian Federation  
Tel: 7-495-232-1692  
Fax: 7-495-232-1693  
Toll Free: 8-800-555-01-50  
Email: info@advantech.ru  
www.advantech.ru

### Americas

#### Regional Service Center, N. America 1-888-576-9668

380 Fairview Way  
Milpitas, CA 95035, USA  
Tel: 1-408-519-3800  
Fax: 1-408-519-3801

#### Advantech North America Cincinnati Office

1320 Kemper Meadow Dr., Suite 500  
Cincinnati, OH 45240, USA  
Tel: 1-513-742-8895  
Fax: 1-513-742-8892  
Toll Free: 1-800-800-6889  
RMA/Tech Support: 1-877-451-6868  
Email: info@advantech.com  
www.advantech.com/ea

#### Milpitas Office

380 Fairview Way,  
Milpitas, CA 95035, USA  
Tel: 1-408-519-1788  
Fax: 1-408-519-3899  
Toll Free: 1-888-576-9668  
Email: NASRP.Sales@advantech.com  
Email: NASRP.Marketing@advantech.com

#### Irvine Office

38 Tesla, Suite 100  
Irvine, CA 92618, USA  
Tel: 1-949-789-7178  
Fax: 1-949-789-7179  
Toll Free: 1-800-866-6008  
Toll Free: 1-800-557-6813  
Email: ECGinfo@advantech.com  
Email: CTInfo@advantech.com

#### Advantech Brazil 0800-770-5355

Rua Fiação da Saúde, 145 – 12º  
andar – Conjunto 128  
Saúde – São Paulo  
CEP: 04144-020, Brazil  
Tel: 55-11-5592-5355  
Fax: 55-11-5592-5353  
Email: info@advantech.com.br

## Mission

Enabling an Intelligent Planet

## Growth Model

Segmented Business Units  
Powered by Global Trusted Brand

## Focus & Goal

The Global Leader of  
Embedded & Automation Solutions  
for iWorld System Integrators

[www.advantech.com](http://www.advantech.com)

## Regional Service & Customization Centers

### China

Kunshan  
86-512-5777-5666

### Taiwan

Taipei  
886-2-2792-7818

### Netherlands

Eindhoven  
31-40-267-7000

### Poland

Warsaw  
48-22-33-23-730

### USA

Milpitas, CA  
1-408-519-3800

## Worldwide Offices

### Greater China

**China** 800-810-0345  
Beijing 86-10-6298-4346  
Shanghai 86-21-3632-1616  
Shenzhen 86-755-8212-4222  
Chengdu 86-28-8545-0198  
Hong Kong 852-2720-5118

**Taiwan** 0800-777-111  
Taipei 886-2-2792-7818  
Shing-Tien 886-2-2218-4567  
Taichung 886-4-2378-6250  
Kaohsiung 886-7-229-3600  
HsinChu 886-3-516-9320

### Asia Pacific

**Japan** 0800-500-1055  
Tokyo 81-3-6802-1021  
Osaka 81-6-6267-1887

**Korea** 080-363-9494  
Seoul 82-2-3663-9494

**Singapore**  
Singapore 65-6442-1000

**Malaysia** 1800-88-1809  
Kuala Lumpur 60-3-7724-3555  
Penang 60-4-397-3788  
60-4-397-4188

**India** 1800-425-5070  
Bangalore 91-80-2337-4567

**Australia** 1300-308-531  
Melbourne 61-3-9797-0100  
Sydney 61-2-9482-2443

**Thailand**  
Bangkok 66-2-248-3140

**Indonesia**  
Jakarta 62-21-7690525

### Europe

**Europe** 00800-2426-8080

**Germany**  
Münich 49-89-12599-0  
Düsseldorf 49-211-97477-0  
Amberg 49-9621-9732-500

**France**  
Paris 33-1-4119-4666

**Italy**  
Milano 39-02-9544-961

**Benelux & Nordics**  
Breda 31-76-5233-100  
Roosendaal 31-165-550-505

**UK**  
Oxfordshire 44-1491-681144

**Poland**  
Warsaw 48-22-33-23-740/741

**Russia**  
Moscow 8-800-555-01-50  
7-495-232-1692

### Americas

**North America** 1-888-576-9668  
Cincinnati 1-513-742-8895  
Milpitas 1-408-519-1788  
Irvine 1-949-798-7178

**Brazil** 0800-770-5355  
Sãode-São Paulo 55-11-5592-5355

# ADVANTECH

Enabling an Intelligent Planet

[www.advantech.com](http://www.advantech.com)

Please verify specifications before quoting. This guide is intended for reference purposes only. All product specifications are subject to change without notice. No part of this publication may be reproduced in any form or by any means, electronic, photocopying, recording or otherwise, without prior written permission of the publisher. All brand and product names are trademarks or registered trademarks of their respective companies. © Advantech Co., Ltd. 2011

2000018465

## X-ON Electronics

Largest Supplier of Electrical and Electronic Components

*Click to view similar products for [RF Cable Assemblies](#) category:*

*Click to view products by [Advantech](#) manufacturer:*

Other Similar products are found below :

[73-6352-10](#) [73-6353-3](#) [73-6364-6](#) [R285001001](#) [R288940004](#) [145111-05-12.00](#) [1661-C-24](#) [1801171170914KE](#) [24P104C24J1-012](#)  
[24P104C24P1-006](#) [24P104C24P1-018](#) [24P204C24J1-003](#) [172-2150-EX](#) [1800920920914PJ](#) [FCB-3030-ALT](#) [21117-046](#) [21117-050](#) [PCX-24-](#)  
[50](#) [24P103C24P2-003](#) [25P203C25P2-003](#) [PTWY-24-78](#) [R284008001](#) [R285001021](#) [R285426000](#) [R288940003](#) [R288940008](#) [4814-BB-24](#)  
[5260-72](#) [JT2N1-CL1-1F](#) [DLP-COAX1](#) [4814-K-48](#) [115101-09-06.00](#) [MXHT83QE3000](#) [CCNTN2-MM-LL335-26](#) [73-6351-25](#) [73-6352-3](#) [73-](#)  
[6353-25](#) [1800920920610PJ](#) [GD0BQ0BQ024.0](#) [1-3636-600-5210](#) [TL8A-11SMA-11SMA-01500-51](#) [R284C0351060](#) [R288940009](#)  
[R284C0351028](#) [R288940002](#) [9702-1SL-1](#) [PT82NSMA](#) [73-6353-10](#) [R285020301W](#) [PCX-18-50](#)