

BB-SMI6B12V-P230C1

BB-SMI6B-12-V-ST

AC-DC Power Supplies - 6W



BB-SMI6B12V-P230C1

Features

- DOE Level VI, CoC, ErP Stage 2 Energy Efficiency
- Universal Input Voltage Range – 100 to 240 V AC
- Up to 6 Watts continuous output power
- Single regulated DC output
- Interchangeable, international AC input blades (kit included)
- (North America, Europe, UK, Australia, China)
- Over-voltage, short-circuit protection
- Custom design options available

Introduction

Models BB-SMI6B12V-P230C1 and BB-SMI6B-12-V-ST are 6 Watt, wall plug-in AC-DC power supplies with interchangeable AC blades. These high efficiency power supplies utilize the latest in green power technology. They meet the latest U.S. DoE Level VI efficiency standards in addition to the proposed and more stringent EU CoC Tier 2 requirements.

Designed for global use, these power adapters include input plug options for North America, Europe, United Kingdom, Australia and China.

Ordering Information

Model No.	Output Voltage (Vdc, typ.)	Output Current (A, max.)	Output Power (W, max.)	Output Plug	Ripple & Noise ¹ (mVp-p,max.)	Efficiency Level ²
BB-SMI6B-12V-P230C1	12	0.5	6	Barrel Plug	300	VI
BB-SMI6B-12-V-ST ³	12	0.5	6	Stripped & Tinned Leads	300	VI

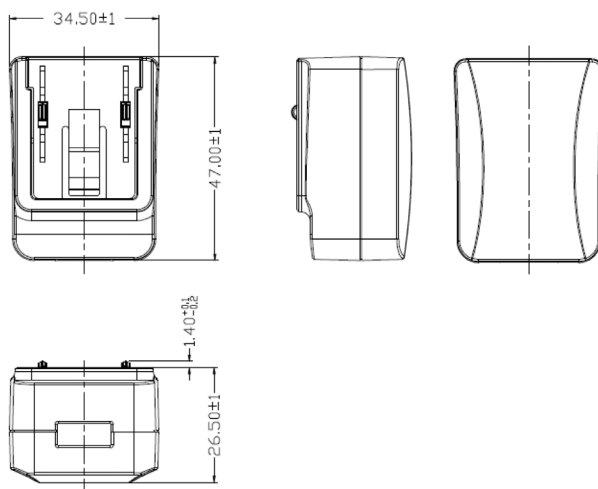
1. At full load, 100 ~ 240 V AC input, 20 MHz bandwidth oscilloscope, output terminated with 10 μ F aluminum electrolytic and 0.1 μ F ceramic capacitors.

2. CoC Tier 2 compliant.

3. Model# BB-SMI6B-12-V-ST is a modified version of Model# BB-SMI612V-P230C1: The DC connector is removed leaving the stripped and tinned ends.

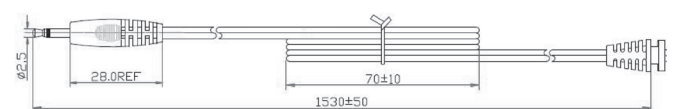
Mechanical Drawing - Power Supply

Units = mm



Mechanical Drawing - DC Power Cord

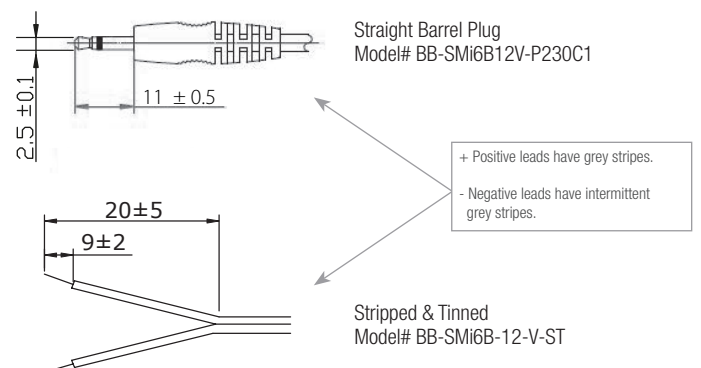
Units = mm



Cable	Plug	Cord Length	Color
UL2468, 22 AWG	Mono plug, \varnothing 2.5 x 11 mm	1,530 mm \pm 50	Black

Mechanical Drawings - DC Cord Output Plugs

Units = mm



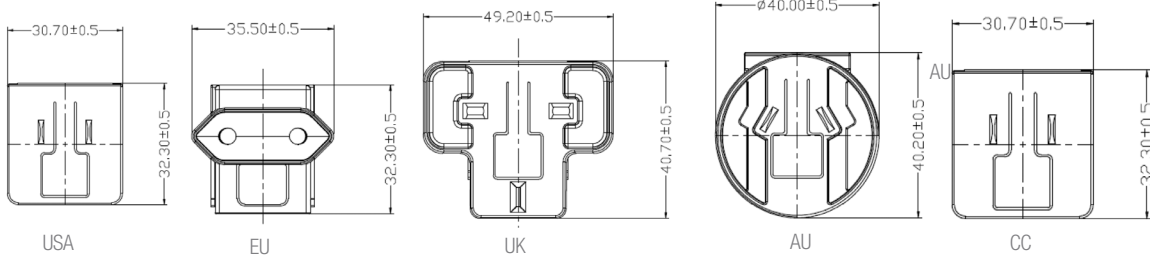


BB-SMI6B-12-V-ST

BB-SMI6B12V-P230C1
BB-SMI6B-12-V-ST

Mechanical Drawing - AC Input Blades (included)

Units = mm



Specifications

Parameter	Conditions / Description	Minimum	Typical	Maximum	Units
Power – Input					
Voltage	-	90	-	264	Vac
Frequency	-	47	-	63	Hz
Current	-	-	-	0.2	A
Leakage Current	At nominal AC input and frequency	-	-	0.25	mA
No-load Power Consumption	At 115 / 230 Vac, 60/50 Hz	-	-	0.075	W
Power – Output					
Line Regulation	-	-	± 5	-	%
Load Regulation	-	-	± 5	-	%
Start-up Time	115 Vac input	-	-	3	s
Rise Time	90~264 Vac input	-	-	100	ms
Hold-up Time	Nominal input	5	-	-	ms
Safety					
Isolation Voltage	Input to output at 10 mA for 1 minute	-	3,000 4,242	-	Vac Vdc
Protections					
Over-Voltage Protection	Output shut down, auto recovery	-	-	1.0	A
Short Circuit Protection	Output shut down, auto recovery	-	-	-	-
MTBF	Telecordia SR-332, Issue 2 at 115/230 Vac, full load, 0~40 °C	50,000	-	-	hours
Environmental					
Operating Temperature	-	0	-	40	°C
Storage Temperature	-	-20	-	60	°C
Operating Humidity	Non-condensing	20	-	85	%
Storage Humidity	Non-condensing	5	-	95	%
Mechanical					
Dimensions	47.0L x 34.5W x 26.5H (tolerance: ±1%)	-	-	-	mm
Inlet Plug	Interchangeable blades (North America, Europe, United Kingdom, Australia, China)	-	-	-	-
Weight	Power supply, without blades	-	54 (± 15%)	-	gm
Color	Black	-	-	-	-
Regulatory – Approvals / Standards / Directives					
Safety Approvals	UL/cULus, RCM, GS, PSE, CCC, UKCA	-	-	-	-
EMI/EMC	FCC Part 15 Class B, CE	-	-	-	-
Environmental	RoHS 2011/65/EU amended by 2015/863/EU, WEEE	-	-	-	-

X-ON Electronics

Largest Supplier of Electrical and Electronic Components

Click to view similar products for [Wall Mount AC Adapters](#) category:

Click to view products by [Advantech](#) manufacturer:

Other Similar products are found below :

[ADP-163 E](#) [ADP-167 J](#) [ADP-159 A](#) [PSAC05A-050L6](#) [DA10-050US](#) [WSU075-1000-R13](#) [WSU120-2000-R13](#) [WSU180-1330-13](#) [WSU120-2000-13](#) [WSU150-0800-13](#) [WSU075-3200-13](#) [WSU090-2500-13](#) [WSU050-2000-R13](#) [WSU240-1000-13](#) [WSU150-0560-13](#) [WSU240-0500-R13](#) [WSU075-1500-13](#) [WSU050-3000-13](#) [WSU120-1500-13](#) [WSU150-1200-13](#) [WSU120-1500-R13](#) [WSU240-0750-13](#) [WSU090-2500-R13](#) [WSU240-1500-13](#) [WSU180-0660-13](#) [WSU090-1300-13](#) [WSU050-1500-13](#) [WSU090-0800-13](#) [WSU120-0700-13](#) [WSU045-3000-13](#) [WSU120-3000-13](#) [WSU120-1000-R13](#) [WSU090-1300-R13](#) [WSU075-1000-13](#) [WSU060-1250-R13](#) [WSU060-1250-13](#) [WSU045-1500-R13](#) [PSAC05A-050L6M](#) [392007-01](#) [AC PLUG-AU3](#) [AC PLUG-MIX3](#) [TRE-A](#) [223-00011](#) [223-00012](#) [AA20R-480A-R](#) [223-00010](#) [KT1001US](#) [BB-SMI6B12V-P230C1](#) [FPBAG1-H](#) [QFWC-05-05](#)