


# PCLD-782/B PCLD-785/B PCLD-885


## 16/24-ch Opto-Isolated Digital Input Board

## 16/24-ch Relay Board


## 16-ch Power Relay Board



PCLD-782/B



PCLD-785/B



PCLD-885



### Features

- Compatible with all PC-LabCard™ products with DI channels on either 20-pin flat cable or 50-pin Opto-22 compatible connectors
- 16 or 24 optically-isolated digital input channels
- Built-in screw terminals for easy input wiring
- LEDs indicate input logic status
- Inputs buffered with voltage comparators

### Specifications

#### Isolated Digital Input

- Channels** PCLD-782: 16  
PCLD-782B: 24
- Input Range** 0 ~ 24 V<sub>DC</sub>
- Input Resistance** 560 Ω
- Isolation Voltages** 1,500 V<sub>DC</sub> min.
- Threshold Voltage** 1.5 V<sub>DC</sub> (VR adjustable)

#### General

- DI Connectors** Screw terminals (#12 ~ 22 AWG)
- Controller Connector** PCLD-782: 1 x 20-pin box header (CN1)  
PCLD-782B: 1 x 20-pin box header (CN1) and 1 x 50-pin box header (CN2)
- Dimensions (L x W)** PCLD-782: 3U–205 x 114 mm (8.1" x 4.5")  
PCLD-782B: 4U–220 x 132 mm (8.7" x 5.2")
- LED Indicators** Indicates input logic status
- Mounting** 4 x screw holes for flat surface mounting

### Ordering Information

- PCLD-782** 16-ch Isolated DI Board w/ 1m 20-pin Flat Cable
- PCLD-782B** 24-ch IDI Board w/ 20-pin & 50-pin Flat Cables

#### Accessories

- PCL-10120-1E** 20-pin Flat Cable, 1 m
- PCL-10120-2E** 20-pin Flat Cable, 2 m
- PCL-10150-1.2E** 50-pin Flat Cable, 1.2 m

### Features

- Compatible with PC-LabCard™ products with 20-pin digital output connector and 50-pin Opto-22 digital output connector (PCLD-785B only)
- Automatic selection of control logic (PCLD-785B only): Negative logic for the Opto-22 connector  
Positive logic for the 20-pin flat cable connector
- Screw terminals for easy output wiring
- LED status indicators

### Specifications

#### Relay

- Channels** PCLD-785: 16 (CN1, 20-pin conn.)  
PCLD-785B: 16 (CN1, 20-pin conn.)  
24 (CN2, 50-pin conn.)
- Contact Ratings** 120 V<sub>AC</sub> @ 0.5 A, 30 V<sub>DC</sub> @ 1 A
- Contact Resistance** < 100 mΩ
- Operation Time** 5 ms max.
- Insulation Resist.** 100 MΩ
- Life Expectancy** 5 x 10<sup>5</sup> @ 110 V<sub>AC</sub>/0.3 A  
5 x 10<sup>5</sup> @ 24 V<sub>DC</sub>/1.25 A  
SPDT (Single-Pole Double-Throw) Form C
- Relay Type**
- Release Time** 5 ms max.

#### General

- Dimensions (L x W)** PCLD-785: 114x220 mm  
PCLD-785B: 132x220 mm
- Power Consumption** 5 V @ < 100 mA; 12 V @ 33 mA for each relay
- Power Input** 20-pin connector: 5 V<sub>DC</sub>: Jumper select PC bus or external supply  
12 V<sub>DC</sub>: Jumper select PC bus or external supply  
50-pin connector: external 12 V supply

### Ordering Information

- PCLD-785** 16-ch Relay Board w/ One 1m 20-pin Flat Cable
- PCLD-785B** 24-ch Relay Board w/ 20-pin & 50-pin Flat Cables

#### Accessories

- PCL-10120-1E** 20-pin Flat Cable, 1 m
- PCL-10120-2E** 20-pin Flat Cable, 2 m
- PCL-10150-1.2E** 50-pin Flat Cable, 1.2 m

### Features

- Accepts 20-pin or 50-pin (Opto-22 compatible) connectors
- 16 single-pole single-throw (SPST) relays
- High-power relay handles up to 6 A @ 250 V<sub>AC</sub>
- Onboard varistors protect all relay contact points
- Industrial screw terminals for ease of wiring
- LED status indicators
- 5 V/ 12 V power/status LED indicator

### Specifications

#### Relay

- Channels** 16
- Contact Rating** 250 V<sub>AC</sub> @ 6 A  
30 V<sub>DC</sub> @ 5 A
- Contact Resistance** 30 mΩ max.
- Insulation Resist.** 1,000 MΩ @ 500 V<sub>DC</sub>
- Life Expectancy** >100,000 cycles at rated load
- Relay On Time** 6 ms max.
- Relay Off Time** 3 ms max.
- Relay Type** SPST (Form A), normally open

#### Varistor

- Clamping Voltage** 760 V (10 A)
- Max. Peak Current** 1,200 A for 8 msec.
- Max. Applied Voltage** 300 V<sub>RMS</sub> AC continuous
- Varistor Voltage** 470 V (current = 1 mA)

#### General

- Power Consumption** 12 V @ 22 mA for each relay, 352 mA if all relays energized  
5 V @ 200 mA max.
- Connectors** Input: 20-pin flat cable or 50-pin Opto-22 compatible  
Output: Barrier strip screw terminal
- Dimensions (L x W)** 205 x 114 mm (8" x 4.5")
- Operating Temp.** 0 ~ 60°C (32 ~ 140°F)

### Ordering Information

- PCLD-885** 16-ch Power Relay Board w/ 20p & 50p Flat Cables

## X-ON Electronics

Largest Supplier of Electrical and Electronic Components

*Click to view similar products for [I/O Modules](#) category:*

*Click to view products by [Advantech](#) manufacturer:*

Other Similar products are found below :

[70L-IDC5S](#) [70L-OAC-L](#) [70Z3289-4](#) [G21960000700](#) [G21960002700](#) [G34960002700](#) [OACU](#) [C4SWOUT](#) [PB16H](#) [G34960001700](#) [G3TA-OA101SZ-1](#) [DC24](#) [G77-S](#) [5607189](#) [DA5](#) [ODC-24A](#) [IDC5P](#) [FC6A-N16B1](#) [6421](#) [70MRCQ32-HL](#) [G3TAOD201SDC24](#) [C200H-LK201-V1](#)  
[G3TA-OA202SZ-US](#) [DC12](#) [GT1-OD16](#) [GT1-AD04CST](#) [B7AM-6BS](#) [70GRCQ24-HS](#) [6422](#) [84110410](#) [GT1-OD16MX](#) [G7VC-OC16-B7](#)  
[70MRCK24-DIN](#) [6202](#) [6402](#) [PI/NI-2D/24](#) [FC6A-J2C1](#) [FC6A-KC1C](#) [FC6A-R081](#) [FC6A-J8CU1](#) [GP32900003700](#) [641-480-5022](#) [PB16H](#)  
[84145010](#) [84110210](#) [FRUSB1601](#) [PCL-720+-BE](#) [FRRJ451601](#) [AP24MX3DB25F](#) [ADAM-5053S-AE](#) [WISE-S614-A](#) [C200H-OD211](#)