

# WISE-4610

## Advanced Industrial LoRa/LoRaWAN Wireless I/O Module



### Features

- Private LoRa and LoRaWAN selectable
- Longer communication range
- Better penetration through concrete and steel
- Less interference than 2.4GHz spectrum
- Application-ready I/O combination with IP65 enclosure
- Powered by solar rechargeable battery or 10–50V<sub>DC</sub> input
- GPS/Galileo/BeiDou/GLONASS support

### Introduction

LPWAN is a type of wireless telecommunication wide area network designed to allow long range communications at a low data rate among IoT applications, such as sensors operated on a battery. Its benefits is to offer multi-year battery lifetime for sensors/applications to send small amounts of data over long distances a few times per hour suitable for different environments.

Private LoRa and LoRaWAN are one of category of LPWAN which belong to the non-cellular LPWAN wireless communication network protocols enables very long range transmissions with low power consumption, operating in the non-licensed spectrum.

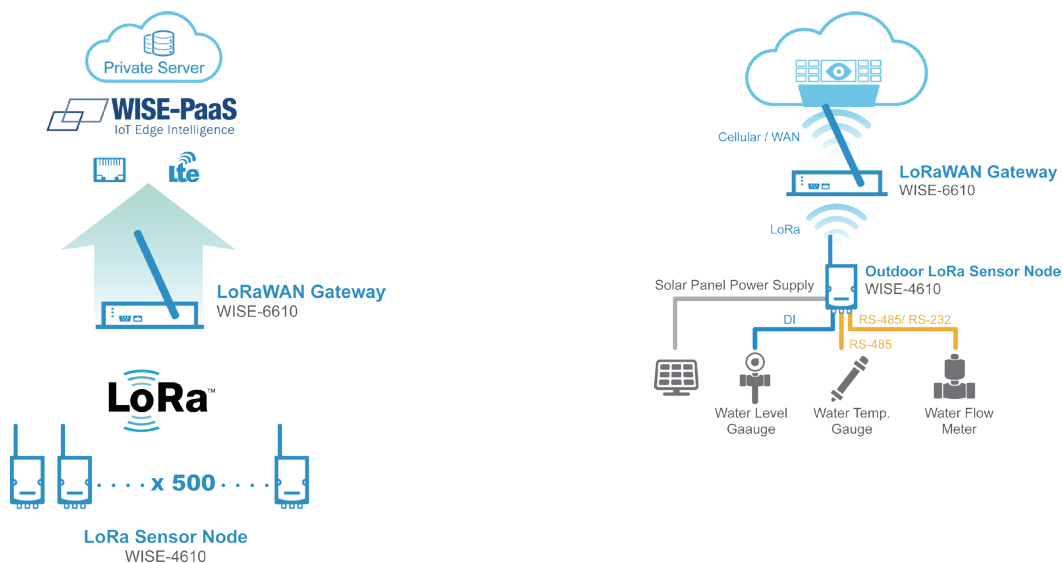


### Star Topology

The LoRaWAN networks in a star topology have gateway relaying the data between the sensor nodes and the network server.

Communication between the sensor nodes and the gateway goes over the wireless channel utilizing the LoRa physical layer, whilst the connection between the gateways and the central server are handled over a backbone IP-based network.

The LoRaWAN end nodes(sensors) typically use Low Power and are battery powered (Class A and Class B). LoRa embedded sensors that run on batteries that lasts from 2–5 years typically. The LoRa sensors can transmit signals over distances from 1km—10km.



## Common Specification

### Wireless Communication

- Standard: LoRaWAN or Private LoRa
- Private LoRa Frequency Range & Region\*
  - EU 863-870 (MHz)
  - US 902-928 (MHz)
  - JP 915-928 (MHz)
- LoRaWAN Frequency Range & Region\*
  - EU 863-870 (MHz)
  - US 902-928 (MHz)

\* Other region can be supported upon request

- Spreading Factor: 7-12
- Outdoor Range: 5km with line of sight (with 2 dBi Antenna)
- Transmit Power: Up to +18dBm
- Receiver Sensitivity: Up to -136dBm at SF = 12 / 125KHz
- Data Rate: 50 kbps at FSK mode EU868, 21.9 kbps at SF7 mode US915, 5.47 kbps at SF7 mode JP923
- Topology: Star
- Function: End Node
- Antenna Type: External

### GPS<sup>1</sup>

- GNSS Systems: GPS, GLONASS, Galileo, BeiDou, QZSS and SBAS signals
- Max. Update Rate: Single GNSS: up to 18 Hz, Concurrent GNSS: up to 10 Hz
- Accuracy: Position: 2.5 m CEP (50% confidence), With SBAS: 2.0 m CEP (50% confidence)
- Acquisition: Cold starts: 57 s, Aided starts: 7 s
- Antenna Type: Internal

### General

- Power Input: Built-in 4000mA Lithium rechargeable battery pack<sup>2</sup>, 10-50V<sub>oc</sub> external power, 17-21.6V<sub>oc</sub> Solar Panel
- Battery Life: 6 months (1 hour data update and 1 day GPS update)
- Configuration Interface: Micro-B USB
- Connector: Power: M12 4-pin code-A male x 1, I/O: M12 8-pin code-D female x 2
- LED Indicator: Status, Error, Tx, Rx, Battery/Signal Level
- Mounting: DIN 35 rail, wall, pole, and slack
- Dimension (W x H x D): 82 x 122 x 49 mm (without antenna)

### Environment

- Operating Temperature<sup>2</sup>: With battery: 0-60°C, Without battery: -25-70°C
- Operating Humidity: 5-95% RH

<sup>1</sup> No GPS version, can be ordered upon request

<sup>2</sup> No battery version, can be ordered upon request

## WISE-S672 (6DI/2COM ports)

### Serial Port

- Port Number: 2
- Type: Port 1: RS-485, Port 2: RS-485/232
- Serial Signal: RS-485: DATA+, DATA-, RS-232: Tx, Rx, GND
- Data Bits: 7, 8
- Stop Bits: 1, 2
- Parity: None, Odd, Even
- Baud Rate (bps): 1200, 2400, 4800, 9600, 19200, 38400, 57600, 115200
- Protection: 15 kV ESD
- Protocol: Modbus/RTU (Total 32 address)

### Digital Input

- Channels: 6
- Input Type: Dry Contact
- Logic Level: 0: Open, 1: Close to DCOM
- Supports 200Hz Counter Input (32-bit + 1-bit overflow)
- Keep/Discard Counter Value when Power-off
- Supports Inverted DI Status

## WISE-S614 (4AI/4DI)

### Analog Input

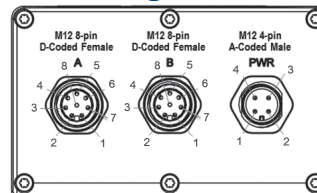
- Channels: 4
- Resolution: 16-bit
- Sampling Rate: 1Hz per channel
- Accuracy: ±0.1% of FSR (Voltage), ±0.2% of FSR (Current)
- Input Range: ±150mV, ±500mV, ±1 V, ±5V, ±10V, 0 ~ 150mV, 0 ~ 500mV, 0 ~ 1V, 0 ~ 5V, 0 ~ 10V, 0 ~ 20mA, 4 ~ 20mA, ±20mA
- Input Impedance: > 2M Ω (Voltage), 240 Ω (External resistor for current)

- Over Voltage Protection: ±35 V<sub>oc</sub>
- Burn-out Detection: Yes (4-20mA only)
- Supports Data Scaling and Averaging

### Digital Input

- Channels: 4
- Input Type: Dry Contact
- Logic Level: 0: Open, 1: Close to DCOM
- Supports 200Hz Counter Input (32-bit + 1-bit overflow)
- Keep/Discard Counter Value when Power-off
- Supports Inverted DI Status

## Pin Assignment



	Model Name	WISE-S614	WISE-S672
	Pin Number		
A	1	DIO	DIO
	2	DI1	DI1
	3	DI2	DI2
	4	DI3	DI3
	5	NC	DI4
	6	NC	DI5
	7	NC	NC
	8	DI COM	DI COM
B	1	IA0+	DATA1-
	2	IA0-	DATA1+
	3	IA1+	TX
	4	IA1-	RX
	5	IA2+	DATA2-
	6	IA2-	DATA2+
	7	IA3+	NC
	8	IA3-	GND
PWR	1	+VS	+VS
	2	-VS	-VS
	3	SP+	SP+
	4	SP-	SP-

## Ordering Information

### WISE-4610 Advanced Industrial LoRa/LoRaWAN Module

- WISE-4610-NA: Advanced Industrial LoRa/LoRaWAN Module - NA915
- WISE-4610-EA: Advanced Industrial LoRa/LoRaWAN Module - EU868
- WISE-4610-JA: Advanced Industrial LoRa/LoRaWAN Module - JP923/AS923

### WISE-S600 IP65 I/O Module

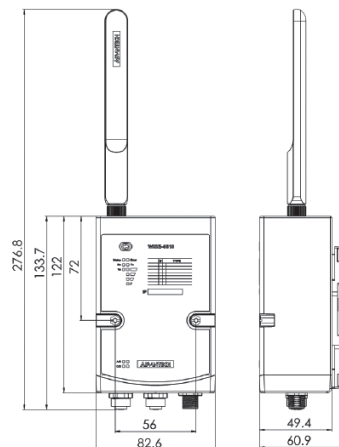
- WISE-S614-A: 4AI/4DI
- WISE-S672-A: 6DI/2COM Ports

### Accessories

- 1654011516-01: M12, A-code, 8 Pin, Male
- 1655005903-01: M12, A-code, 4 Pin, Female
- 1700028162-01: M12, A-code, 4 pin, Female with 1M cable
- 1700028163-01: M12, A-code, 8 Pin, Male with 1M cable
- PWR-242-AE: DIN Rail Power Supply (2.1A Output Current)
- PWR-243-AE: Panel Mount Power Supply (3A Output Current)
- PWR-244-AE: Panel Mount Power Supply (4.2A Output Current)

## Dimensions

Unit: mm



## X-ON Electronics

Largest Supplier of Electrical and Electronic Components

*Click to view similar products for [I/O Modules](#) category:*

*Click to view products by [Advantech](#) manufacturer:*

Other Similar products are found below :

[70L-IDC5S](#) [70L-OAC-L](#) [70Z3289-4](#) [G21960000700](#) [G21960002700](#) [G34960002700](#) [OACU](#) [C4SWOUT](#) [PB16H](#) [G34960001700](#) [G3TA-OA101SZ-1](#) [DC24](#) [G77-S](#) [5607189](#) [DA5](#) [ODC-24A](#) [IDC5P](#) [FC6A-N16B1](#) [6421](#) [FC6A-N32B3](#) [70MRCQ32-HL](#) [C200H-LK201-V1](#) [G3TA-OA202SZ-US](#) [DC12](#) [GT1-OD16](#) [GT1-AD04CST](#) [B7AM-6BS](#) [70GRCQ24-HS](#) [6422](#) [84110410](#) [GT1-OD16MX](#) [G7VC-OC16-B7](#) [70MRCK24-DIN](#) [6202](#) [6402](#) [FC6A-J2C1](#) [FC6A-KC1C](#) [FC6A-R081](#) [FC6A-J8CU1](#) [GP32900003700](#) [641-480-5022](#) [PB16H](#) [84110210](#) [FRUSB1601](#) [PCL-720+-BE](#) [FRRJ451601](#) [AP24MX3DB25F](#) [ADAM-5053S-AE](#) [WISE-S614-A](#) [ADAM-5051S-AE](#) [WISE-4012-AE](#) [WISE-4060-B](#)