



1N5283UR-1 thru 1N5314UR-1 & 1N7048UR-1 thru 1N7055UR-1

0.5 W Current Regulators

Rev. V4

Features

- High Source Impedance
- Internal Metallurgical Bond
- Double Plug Construction
- Regulates Current over Broad Operating Range
- JAN, JANTX, JANTXV and JANS Qualified per MIL-PRF-19500/463
- Hermetically Sealed Glass, DO-213AB
- Non Sensitive to ESD



Description

The popular 1N5283UR-1 thru 1N5314UR-1 and 1N7048UR-1 thru 1N7055UR-1 series of 0.5 watt current regulators provides a selection from 0.22 mA to 10 mA in standard 10% tolerances. These devices regulate current over a broad voltage range as a counter part offering to Zeners that regulate voltage over a broad current range. The somewhat larger DO-213AB packaging option offers a double-plug internal bond connection with a larger active die element for its unique function as a current limiter.

Absolute Maximum Ratings^{1,2}

Parameter	Absolute Maximum
Steady State Power Dissipation ($T_{EC} = +125^{\circ}\text{C}$)	500 mW
Working Peak Voltage	100 V
Thermal Impedance	25°C/W
Thermal Resistance (junction to end caps)	100°C/W
Junction & Storage Temperature	-65°C to +175°C

1. Exceeding any one or combination of these limits may cause permanent damage to this device.
2. VPT Components does not recommend sustained operation near these survivability limits.
3. Derate @ 10 mW/°C above +125°C.

* Restrictions on Hazardous Substances, European Union Directive 2011/65/EU.

1N5283UR-1 thru 1N5314UR-1 & 1N7048UR-1 thru 1N7055UR-1



0.5 W Current Regulators

Rev. V4

Electrical Specifications: $T_A = +25^\circ\text{C}$ (unless otherwise specified)

Part #	Regulator ⁴ Current I_P (mA) @ $V_S = 25\text{ V}$			Regulator Impedance ⁵ @ $V_S = 25\text{ V}$ Z_S (M)	Knee Impedance ⁶ @ $V_K = 6\text{ V}$ Z_K (M Ω)	Limiting Voltage @ $I_L = 0.8 I_P$ V_L (V)	Peak Operating Voltage (V_{POV})
	Nom.	Min.	Max.	Min.	Min.	Max.	
1N5283UR-1	0.22	0.198	0.242	25	2.75	1.00	100
1N5284UR-1	0.24	0.216	0.264	19	2.35	1.00	
1N5285UR-1	0.27	0.243	0.297	14	1.95	1.00	
1N5286UR-1	0.30	0.270	0.330	9	1.60	1.00	
1N5287UR-1	0.33	0.297	0.363	8	1.35	1.00	
1N5288UR-1	0.39	0.351	0.429	4.10	1.000	1.05	100
1N5289UR-1	0.43	0.387	0.473	3.30	0.870	1.05	
1N5290UR-1	0.47	0.423	0.517	2.70	0.750	1.05	
1N5291UR-1	0.56	0.504	0.616	1.90	0.560	1.10	
1N5292UR-1	0.62	0.558	0.682	1.55	0.470	1.13	
1N5293UR-1	0.68	0.612	0.748	1.35	0.400	1.15	100
1N5294UR-1	0.75	0.675	0.825	1.15	0.335	1.20	
1N5295UR-1	0.82	0.738	0.902	1.00	0.290	1.25	
1N5296UR-1	0.91	0.819	1.001	0.88	0.240	1.29	
1N5297UR-1	1.00	0.900	1.100	0.80	0.205	1.35	
1N5298UR-1	1.10	0.99	1.21	0.70	0.180	1.40	100
1N5299UR-1	1.20	1.08	1.32	0.64	0.155	1.45	
1N5300UR-1	1.30	1.17	1.43	0.58	0.135	1.50	
1N5301UR-1	1.40	1.26	1.54	0.54	0.115	1.55	
1N5302UR-1	1.50	1.35	1.65	0.51	0.105	1.60	
1N5303UR-1	1.60	1.44	1.76	0.475	0.092	1.65	100
1N5304UR-1	1.80	1.62	1.98	0.420	0.074	1.75	
1N5305UR-1	2.00	1.80	2.20	0.395	0.061	1.85	
1N5306UR-1	2.20	1.98	2.42	0.370	0.052	1.95	
1N5307UR-1	2.40	2.16	2.54	0.345	0.044	2.00	
1N5308UR-1	2.70	2.43	2.97	0.320	0.035	2.15	100
1N5309UR-1	3.00	2.70	3.30	0.300	0.029	2.25	
1N5310UR-1	3.30	2.97	3.63	0.280	0.024	2.35	
1N5311UR-1	3.60	3.24	3.96	0.265	0.020	2.50	
1N5312UR-1	3.90	3.51	4.29	0.255	0.017	2.60	
1N5313UR-1	4.30	3.87	4.73	0.245	0.014	2.75	100
1N5314UR-1	4.70	4.23	5.17	0.235	0.012	2.90	
1N7048UR-1	5.10	4.59	5.61	0.100	.004	3.67	80
1N7049UR-1	5.60	5.04	6.16	0.090	.004	4.03	80
1N7050UR-1	6.20	5.58	6.82	0.080	.003	4.46	70
1N7051UR-1	6.80	6.12	7.48	0.070	.002	4.90	70
1N7052UR-1	7.50	6.75	8.25	0.050	.0015	5.40	60
1N7053UR-1	8.20	7.38	9.02	0.030	.0015	5.90	60
1N7054UR-1	9.10	8.19	10.01	0.020	.001	6.55	50
1N7055UR-1	10.00	9.00	11.10	0.010	.001	7.20	50

4. $t = 90\text{ s}$ or thermal equilibrium, 1N5283 through 1N5314. $t = \text{pulse measurement}$, 10 ms max for 1N4078 through 1N7055.

5. Z_S is derived by superimposing a 90 Hz RMS signal equal to 10% of V_S on V_S .

6. Z_K is derived by superimposing a 90 HZ RMS signal equal to 10% of V_K on V_K .

VPT Components and its affiliates reserve the right to make changes to the product(s) or information contained herein without notice.
Visit www.vptcomponents.com for additional data sheets and product information.

1N5283UR-1 thru 1N5314UR-1 & 1N7048UR-1 thru 1N7055UR-1

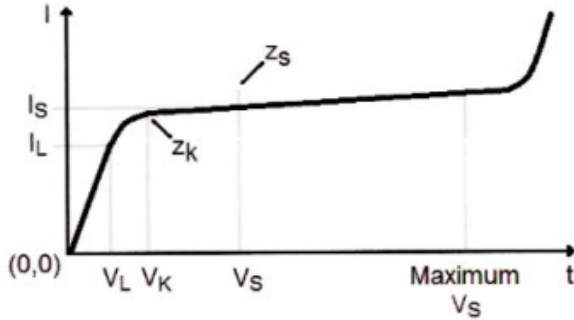


0.5 W Current Regulators

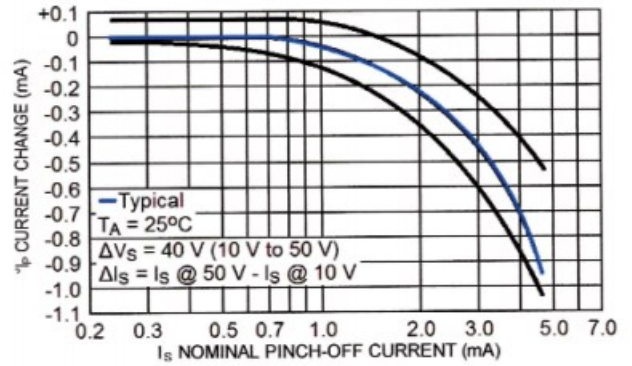
Rev. V4

Typical Performance Curves

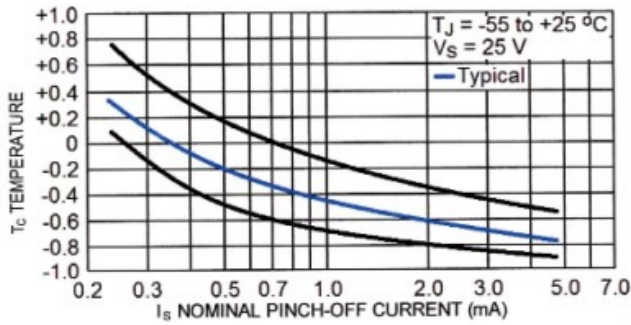
Current Regulator Characteristics



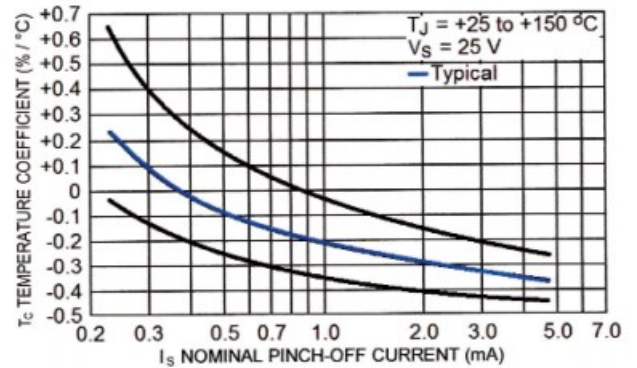
Current Regulator Factor



Temperature Coefficient



Output Return Loss



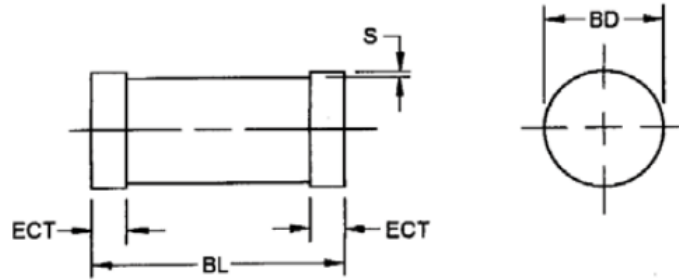
1N5283UR-1 thru 1N5314UR-1 & 1N7048UR-1 thru 1N7055UR-1



0.5 W Current Regulators

Rev. V4

Hermetically Sealed Glass, DO-213AB (MELF, LL41)



Dimensions

Dim.	Inches		Millimeters	
	Min.	Max.	Min.	Max.
BD	0.94	0.105	2.39	2.67
BL	0.189	0.205	4.80	5.21
ECT	0.016	0.022	0.41	0.55
S	0.001 min.		0.03 min.	

Lead Material: copper clad steel

Lead Finish: tin/lead

Marking: part number and cathode band

Weight: 0.2 grams

Polarity: diode to be operated with the cathode band end negative

Mounting Surface Selection: the Axial Coefficient of Expansion (COE) of this device is approximately +6 PPM/°C. The COE of the Mounting Surface System should be selected to provide a suitable match with this device.

1N5283UR-1 thru 1N5314UR-1 & 1N7048UR-1 thru 1N7055UR-1



0.5 W Current Regulators

Rev. V4

VPT Components All rights reserved.

Information in this document is provided in connection with VPT Components products. These materials are provided by VPT Components as a service to its customers and may be used for informational purposes only. Except as provided in VPT Components' Terms and Conditions of Sale for such products or in any separate agreement related to this document, VPT Components assumes no liability whatsoever. VPT Components assumes no responsibility for errors or omissions in these materials. VPT Components may make changes to specifications and product descriptions at any time, without notice. VPT Components makes no commitment to update the information and shall have no responsibility whatsoever for conflicts or incompatibilities arising from future changes to its specifications and product descriptions. No license, express or implied, by estoppel or otherwise, to any intellectual property rights is granted by this document.

THESE MATERIALS ARE PROVIDED "AS IS" WITHOUT WARRANTY OF ANY KIND, EITHER EXPRESS OR IMPLIED, RELATING TO SALE AND/OR USE OF VPT COMPONENTS PRODUCTS INCLUDING LIABILITY OR WARRANTIES RELATING TO FITNESS FOR A PARTICULAR PURPOSE, CONSEQUENTIAL OR INCIDENTAL DAMAGES, MERCHANTABILITY, OR INFRINGEMENT OF ANY PATENT, COPYRIGHT OR OTHER INTELLECTUAL PROPERTY RIGHT. VPT COMPONENTS FURTHER DOES NOT WARRANT THE ACCURACY OR COMPLETENESS OF THE INFORMATION, TEXT, GRAPHICS OR OTHER ITEMS CONTAINED WITHIN THESE MATERIALS. VPT COMPONENTS SHALL NOT BE LIABLE FOR ANY SPECIAL, INDIRECT, INCIDENTAL, OR CONSEQUENTIAL DAMAGES, INCLUDING WITHOUT LIMITATION, LOST REVENUES OR LOST PROFITS, WHICH MAY RESULT FROM THE USE OF THESE MATERIALS.

VPT Components' products are not intended for use in medical, lifesaving or life sustaining applications. VPT Components' customers using or selling VPT Components products for use in such applications do so at their own risk and agree to fully indemnify VPT Components for any damages resulting from such improper use or sale.

X-ON Electronics

Largest Supplier of Electrical and Electronic Components

Click to view similar products for [Current & Power Monitors & Regulators](#) category:

Click to view products by [Aeroflex](#) manufacturer:

Other Similar products are found below :

[NCS37000MNG](#) [MP5011DQ-LF-P](#) [514007X](#) [NCP4353BSNT1G](#) [ZXCT1009QFTA](#) [MAX8717ETI+T](#) [MAX34408ETE+](#) [MAX14586ETA+T](#)
[MAX34411ETG+](#) [MAX34407EVKIT#](#) [MAX14590ETA+T](#) [MAX4980ETA+T](#) [MAX4866LEUT+T](#) [LT3092EST#TRPBF](#) [MAX4008EUT+T](#)
[MAX4865LELT+T](#) [MAX4845DEYT+T](#) [MAX4841EXT+T](#) [DS3920T-001+T](#) [MAX1964TEEE+T](#) [LTC2970HUFD-1#PBF](#)
[LTC2970HUFD#PBF](#) [LTM2987CY#PBF](#) [ZXCT1080QE5TA](#) [ZXCT1081QE5TA](#) [NCP4353ASNT1G](#) [MAX1864TEEE+T](#) [PAC1931T-](#)
[I/J6CX](#) [NCV361SNT1G](#) [PE-68383NL](#) [ISL28022FUZ-T7A](#) [90E36ERGI](#) [1N5307](#) [EMC1704-2-AP-TR](#) [MAX8688AHETG+](#)
[MAX8688ALETG+](#) [MAX4866LELT+T](#) [MAX44299UWE+T](#) [MAX34409ETE+](#) [MAX4006EUTT](#) [MAX1964TEEE](#) [DS3923T+](#) [DS1865T](#)
[DS1842N+](#) [STPMS1BPQR](#) [STPM33TR](#) [ISL28023FR60Z](#) [ZXCT1023DFGTA](#) [MAX17523ATE+](#) [MAX14626ETTT](#)