

1N4001FL THRU 1N4007FL

SURFACE MOUNT GENERAL PURPOSE SILICON RECTIFIERS

Forward current-1.0A

Reverse voltage-50V to1000V

FEATURES

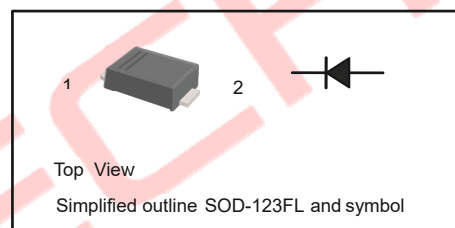
- ◆ For surface mount applications
- ◆ Glass passivated chip junction
- ◆ Low profile package
- ◆ Ideal for automated placement
- ◆ Lead free in comply with EU RoHS 2011/65/EU directives

PINNING

PIN	DESCRIPTION
1	Cathode
2	Anode

MECHANICAL DATA

- ◆ Case:SOD-123FL molded plastic body
- ◆ Terminals:Solderable per MIL-STD-750,Method 2026
- ◆ Weight: : Approximated 0.015 grams



MAXIMUM RATINGS AND ELECTRICAL CHARACTERISTICS

Ratings at 25°C ambient temperature unless otherwise specified.

Single phase half-wave 60 Hz, resistive or inductive load, for capacitive load current derating by 20 %

PARAMETER	SYMBOL	1N4001FL	1N4002FL	1N4003FL	1N4004FL	1N4005FL	1N4006FL	1N4007FL	UNIT
Maximum Repetitive Peak Reverse Voltage	V_{RRM}	50	100	200	400	600	800	1000	V
Maximum RMS Voltage	V_{RMS}	35	70	140	280	420	560	700	V
Maximum DC Blocking Voltage	V_{DC}	50	100	200	400	600	800	1000	V
Maximum Average Forward Rectified Current at $T_C=125^\circ\text{C}$	$I_{F(AV)}$	1							A
Peak Forward Surge Current (Note1)	I_{FSM}	30							A
Maximum Forward Voltage at 1.0A	V_F	1.1							V
Maximum DC Reverse Current at Rated DC Blocking Voltage $T_A=25^\circ\text{C}$ $T_A=125^\circ\text{C}$	I_R	5 50							μA
Junction Capacitance (Note2)	C_J	11							pF
Thermal Resistance (Note3)	$R_{\theta JA}$	90							$^\circ\text{C/W}$
Operating and Storage Temperature Range	T_J, T_{STG}	-55 to +150							$^\circ\text{C}$

Notes: 1. Measured at 8.3 ms single half sine wave superimposed on rated load (JEDEC Method) .

2. Measured at 1MHz and applied reverse voltage of 4.0 D.C.

3. P.C.B.mounted with 2.0 " \times 2.0 " (5 \times 5 cm) copper pad areas.

1N4001FL THRU 1N4007FL

RATINGS AND CHARACTERISTIC CURVES

Fig.1 Forward Current Derating Curve

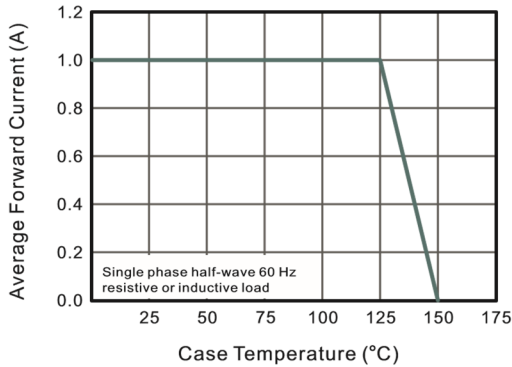


Fig.2 Typical Instantaneous Reverse Characteristics

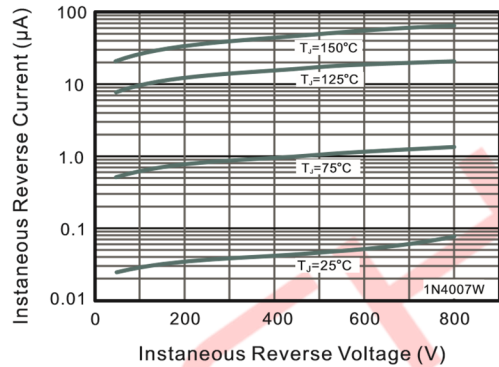


Fig.3 Typical Forward Characteristic

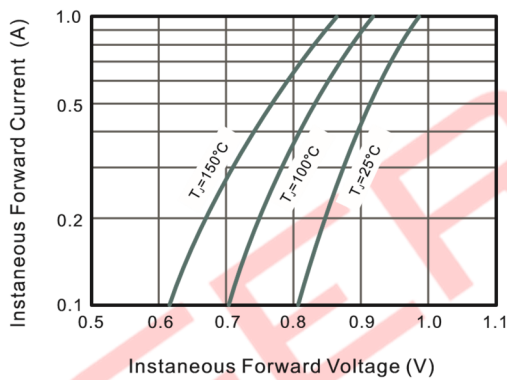


Fig.4 Typical Junction Capacitance

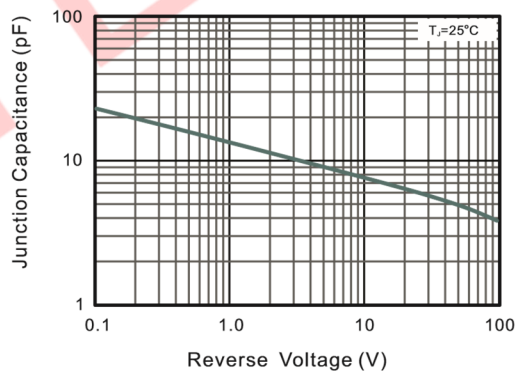
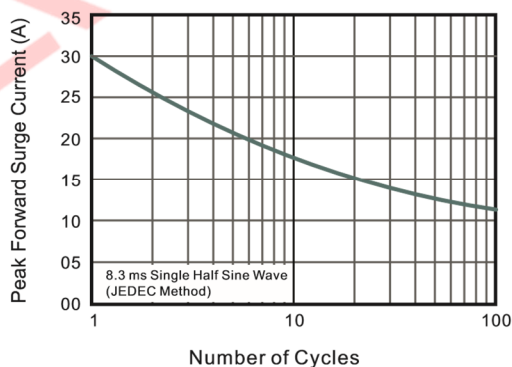


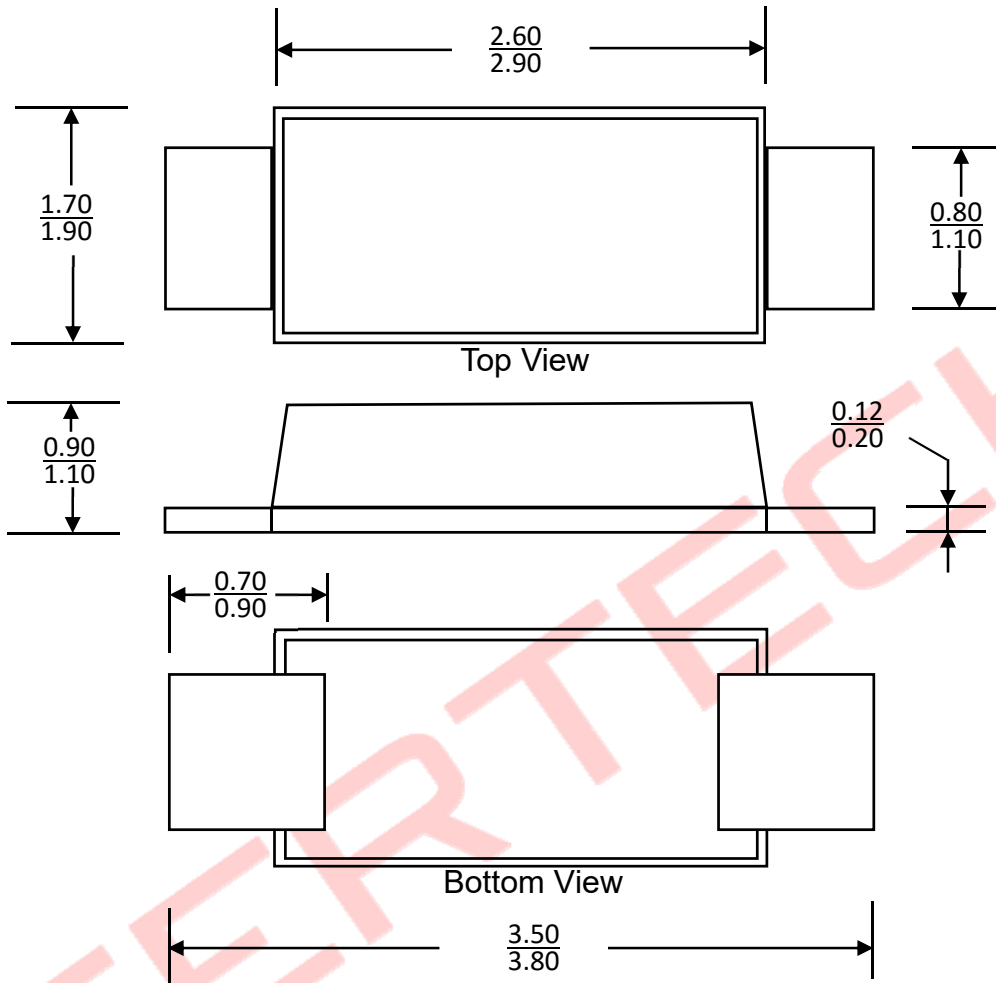
Fig.5 Maximum Non-Repetitive Peak Forward Surge Current



1N4001FL THRU 1N4007FL

PACKAGE OUTLINE

SOD-123FL



Dimensions in millimeters

ORDERING INFORMATION

Device	Package	Shipping
1N4001FL thru 1N4007FL	SOD-123FL	3,000/Tape & Reel (7 inches)

X-ON Electronics

Largest Supplier of Electrical and Electronic Components

Click to view similar products for [Diodes - General Purpose, Power, Switching category:](#)

Click to view products by [Agertech manufacturer:](#)

Other Similar products are found below :

[MCL4151-TR3](#) [MMBD3004S-13-F](#) [RD0306T-H](#) [BAV17-TR](#) [BAV19-TR](#) [1N3611](#) [NTE156A](#) [NTE574](#) [NTE6244](#) [1SS181-TP](#) [1SS193,LF](#)
[1SS400CST2RA](#) [SDAA13](#) [SHN2D02FUTW1T1G](#) [LS4151GS08](#) [1N4449](#) [1N456A](#) [1N4934-E3/73](#) [1N914B](#) [1N914BTR](#) [1SS226-TP](#)
[RFUH20TB3S](#) [D291S45T](#) [BAV300-TR](#) [BAW56DWQ-7-F](#) [BAW75-TAP](#) [MM230L-CAA](#) [IDW40E65D1](#) [JAN1N3600](#) [JAN1N4153-1](#)
[JAN1N4454-1](#) [JAN1N4454UR-1](#) [LL4151-GS18](#) [053684A](#) [SMMSD4148T3G](#) [707803H](#) [NSVDAN222T1G](#) [CDSZC01100-HF](#) [LL4150-M-08](#)
[1N4454-TR](#) [BAV70HDW-7](#) [BAS28-7](#) [JANTX1N6640](#) [BAW56HDW-13](#) [BAS28 TR](#) [VS-HFA04SD60STR-M3](#) [NSVM1MA152WKT1G](#)
[1SS388-TP](#) [RGP30D-E3/73](#) [VS-8EWF02S-M3](#)