

1N4148FL

HIGH-SPEED SWITCHING DIODE

Forward Current-150mA

Reverse Voltage-100V

FEATURES

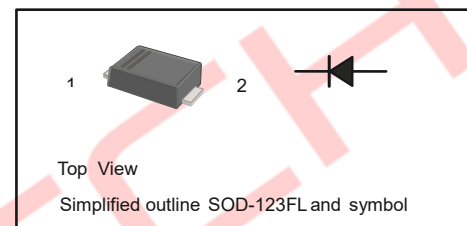
- ◆ For surface mount applications
- ◆ Glass passivated chip junction
- ◆ Fast reverse recovery time
- ◆ Ideal for automated placement
- ◆ Lead free in comply with EU RoHS 2011/65/EU directives

MECHANICAL DATA

- ◆ Case: SOD-123FL molded plastic body
- ◆ Terminals: Solderable per MIL-STD-750, Method 2026
- ◆ Weight: Approximated 0.015 grams

PINNING

PIN	DESCRIPTION
1	Cathode
2	Anode



MAXIMUM RATINGS AND ELECTRICAL CHARACTERISTICS

Ratings at 25°C ambient temperature unless otherwise specified.

Single phase half-wave 60 Hz, resistive or inductive load, for capacitive load current derating by 20 %

PARAMETER	SYMBOL	1N4148FL	UNIT
Maximum Repetitive Peak Reverse Voltage	V_{RRM}	100	V
Maximum RMS Voltage	V_{RMS}	75	V
Reverse Breakdown Voltage at $I_R=1\mu A$	$V_{(BR)R}$	75	V
Maximum Forward Current	I_F	150	mA
Peak Forward Surge Current (Note1)	I_{FSM}	4	A
Maximum Forward Voltage at 1 mA 10mA 50mA 150mA	V_F	0.715 0.855 1.00 1.25	V
Peak Reverse Current at $V_R=20V, T_J=25^\circ C$ $V_R=75V, T_J=25^\circ C$ $V_R=25V, T_J=150^\circ C$ $V_R=75V, T_J=150^\circ C$	I_R	0.025 1 30 50	μA
Typical Junction Capacitance (Note2)	C_J	5	pF
Typical Thermal Resistance (Note3)	$R_{\theta JA}$	90	$^\circ C/W$
Total Power Dissipation	P_D	400	mW
Maximum Reverse Recovery Time	T_{rr}	8	nS
Operating and Storage Temperature Range	T_J, T_{STG}	-55 to +150	$^\circ C$

Notes: 1. Measured at 8.3 ms single half sine wave superimposed on rated load (JEDEC Method).

2. Measured at 1MHz and applied reverse voltage of 4 V D.C.

3. P.C.B. mounted with 2.0" X 2.0" (5 X 5 cm) copper pad areas.

1N4148FL

RATINGS AND CHARACTERISTIC CURVES

Fig.1 Forward Current Derating Curve

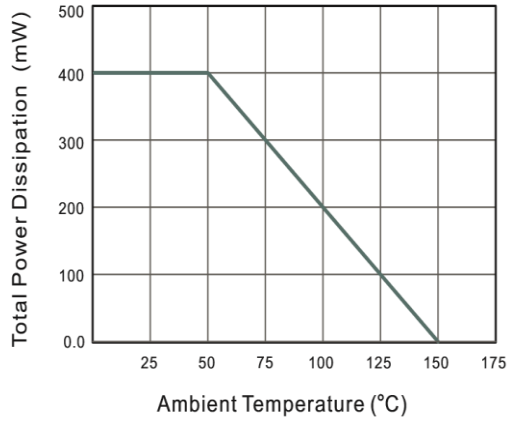


Fig.2 Typical Reverse Characteristics

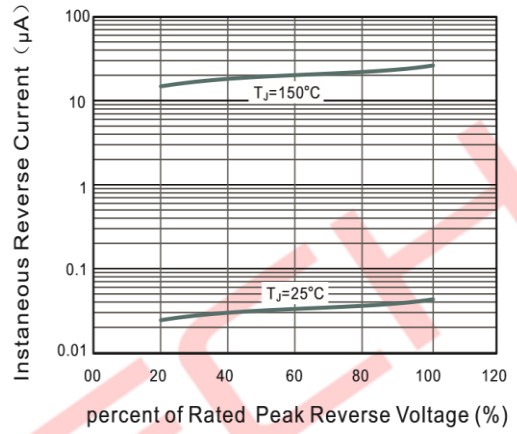


Fig.3 Typical Instantaneous Forward Characteristics

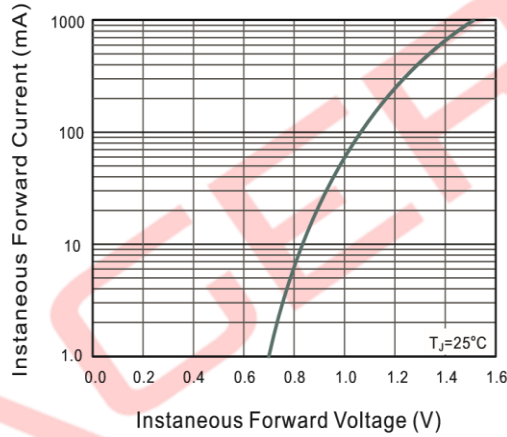
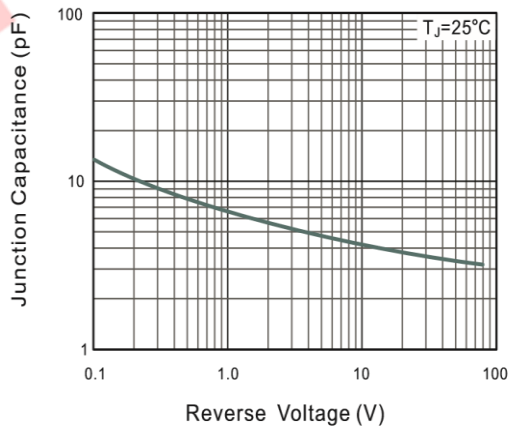


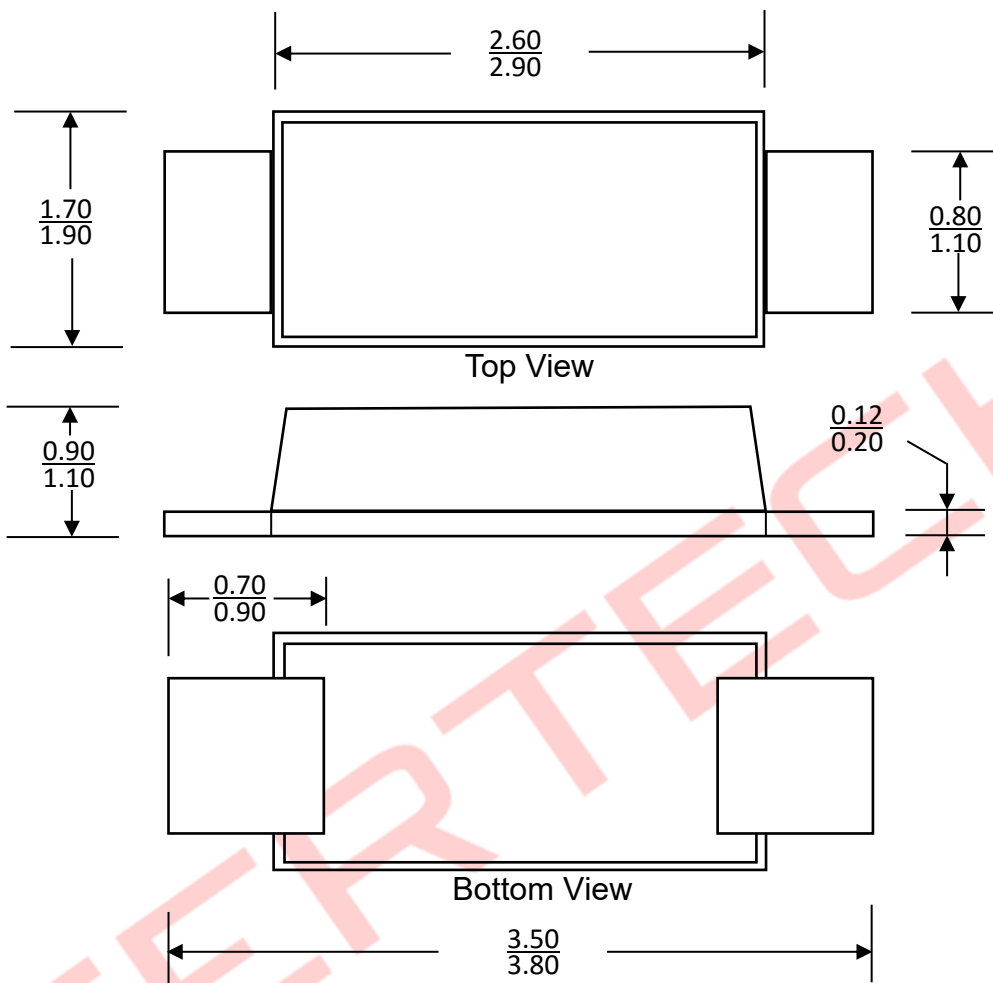
Fig.4 Typical Junction Capacitance



1N4148FL

PACKAGE OUTLINE

SOD-123FL



Dimensions in millimeters

ORDERING INFORMATION

Device	Package	Shipping
1N4148FL	SOD-123FL	3,000/Tape & Reel (7 inches)

X-ON Electronics

Largest Supplier of Electrical and Electronic Components

Click to view similar products for [Diodes - General Purpose, Power, Switching category](#):

Click to view products by [Agertech manufacturer](#):

Other Similar products are found below :

[MMBD3004S-13-F](#) [1N3611](#) [NTE156A](#) [NTE6244](#) [1SS400CST2RA](#) [SDAA13](#) [SHN2D02FUTW1T1G](#) [1N4449](#) [1N456A](#) [1N914BTR](#)
[D291S45T](#) [BAS 16-02L E6327](#) [BAS 16-02V H6327](#) [BAS 21U E6327](#) [BAS 28 E6327](#) [BAW56DWQ-7-F](#) [BAW56M3T5G](#) [BAW75-TAP](#)
[MM230L-CAA](#) [IDW40E65D1](#) [JAN1N3600](#) [JAN1N4454UR-1](#) [SMMSD4148T3G](#) [BYW95B/A52A](#) [NSVDAN222T1G](#) [CDSZC01100-HF](#)
[BAV70HDW-7](#) [BAS28-7](#) [JANTX1N6640](#) [BAW56HDW-13](#) [BAS28 TR](#) [VS-HFA04SD60STR-M3](#) [1SS388-TP](#) [BAV99TQ-13-F](#)
[BAV99HDW-13](#) [1N4004](#) [MMDB30-E28X](#) [LS4148](#) [IDV15E65D2](#) [W0503RH200S0L](#) [M0268SJ200NLF](#) [M0268RJ200NLF](#) [S3MBF](#) [US1J](#)
[DAN217U-TP](#) [SHV-06JNS-Q](#) [IDW30C65D1](#) [IDW80C65D1](#) [VS-HFA30TA60CSR-M3](#) [M1MA152WAT1](#)