

ATM2305PSA

P-Channel Enhancement Mode Field Effect Transistor

Drain-Source Voltage: -15V

Drain Current: -5.6A

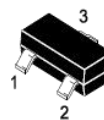
Features

- ◆ Trench FET Power MOSFET
- ◆ Excellent $R_{DS(on)}$ and Low Gate Charge
- ◆ $R_{DS(ON)}$ (at $V_{GS}=-4.5V$) < 36.4 mohm
- ◆ $R_{DS(ON)}$ (at $V_{GS}=-2.5V$) < 53.0 mohm
- ◆ $R_{DS(ON)}$ (at $V_{GS}=-1.8V$) < 62.0 mohm

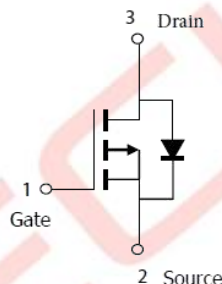
Applications

- ◆ Battery protection
- ◆ Load switch
- ◆ Power management

SOT-23



1 Gate 2 Source 3 Drain



Absolute Maximum Ratings ($T_A=25^\circ\text{C}$ unless otherwise noted)

Parameter	Symbol	Maximum	Unit
Drain-source Voltage	V_{DS}	-15	V
Gate-source Voltage	V_{GS}	± 10	V
Drain Current	$T_A=25^\circ\text{C}$ Steady State	-5.6	A
	$T_A=70^\circ\text{C}$ Steady State	-4.5	
Pulsed Drain Current ^A	I_{DM}	-23	A
Total Power Dissipation @ $T_A=25^\circ\text{C}$ Steady State	P_D	1.2	W
Thermal Resistance Junction-to-Ambient @ Steady State ^B	$R_{\theta JA}$	105	$^\circ\text{C}/\text{W}$
Junction and Storage Temperature Range	T_J, T_{STG}	-55~+150	$^\circ\text{C}$

ATM2305PSA

Electrical Characteristics ($T_J=25^\circ\text{C}$ unless otherwise noted)

Parameter	Symbol	Conditions	Min	Typ	Max	Units
Static Parameter						
Drain-Source Breakdown Voltage	BV_{DSS}	$V_{GS}=0V, I_D=-250\mu A$	-15			V
Zero Gate Voltage Drain Current	I_{DSS}	$V_{DS}=-15V, V_{GS}=0V, T_C=25^\circ\text{C}$			-1	μA
Gate-Body Leakage Current	I_{GSS}	$V_{GS}=\pm 10V, V_{DS}=0V$			± 100	nA
Gate Threshold Voltage	$V_{GS(th)}$	$V_{DS}=V_{GS}, I_D=-250\mu A$	-0.4	-0.7	-1.0	V
Static Drain-Source On-Resistance	$R_{DS(on)}$	$V_{GS}=-4.5V, I_D=-5.6A$		28	36.4	m Ω
		$V_{GS}=-2.5V, I_D=-4A$		35	53	
		$V_{GS}=-1.8V, I_D=-3A$		47	62	
Diode Forward Voltage	V_{SD}	$I_S=-5.6A, V_{GS}=0V$		-0.8	-1.2	V
Maximum Body-Diode Continuous Current	I_S				-5.6	A
Dynamic Parameters						
Input Capacitance	C_{iss}	$V_{DS}=-9V, V_{GS}=0V, f=1\text{MHz}$		890		pF
Output Capacitance	C_{oss}			140		
Reverse Transfer Capacitance	C_{rss}			90		
Switching Parameters						
Total Gate Charge	Q_g	$V_{GS}=-4.5V, V_{DS}=-9V, I_D=-5.6A$		7.2		nC
Gate Source Charge	Q_{gs}			1.2		
Gate Drain Charge	Q_{gd}			1.6		
Turn-on Delay Time	$t_{D(on)}$	$V_{GS}=-4.5V, V_{DD}=-9V, I_D=-1A, R_{GEN}=2.5\Omega$		15		ns
Turn-on Rise Time	t_r			63		
Turn-off Delay Time	$t_{D(off)}$			21		
Turn-off Fall Time	t_f			12		

A. Pulse Test: Pulse Width $\leq 300\mu s$, Duty cycle $\leq 2\%$.

B. Device mounted on FR-4 PCB, 1 inch x 0.85 inch x 0.062 inch.

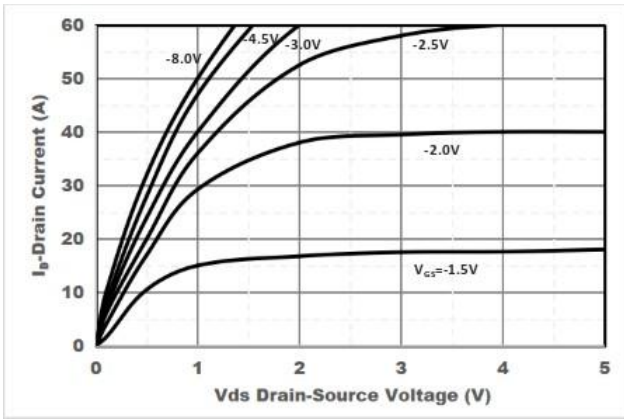


Figure1. Output Characteristics

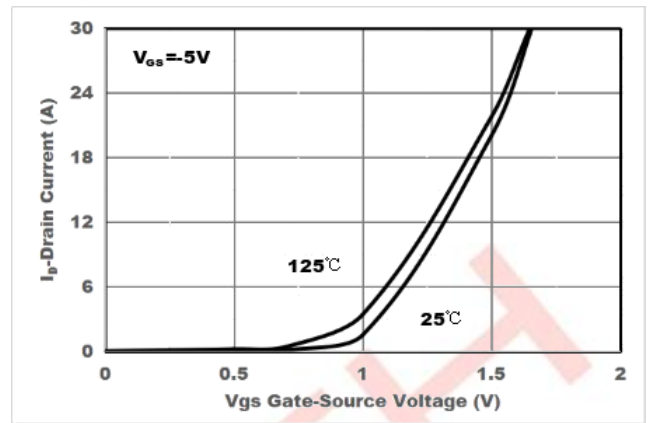


Figure2. Transfer Characteristics

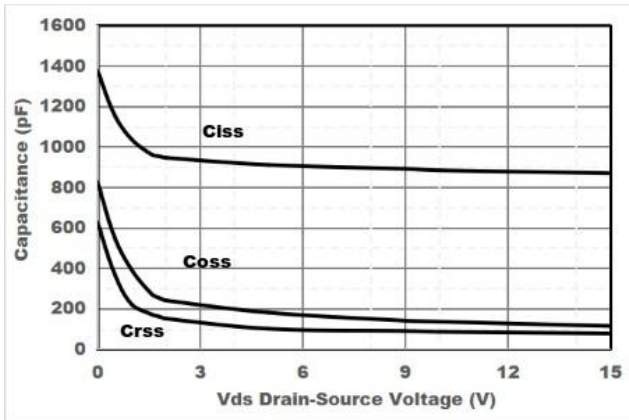


Figure3. Capacitance Characteristics

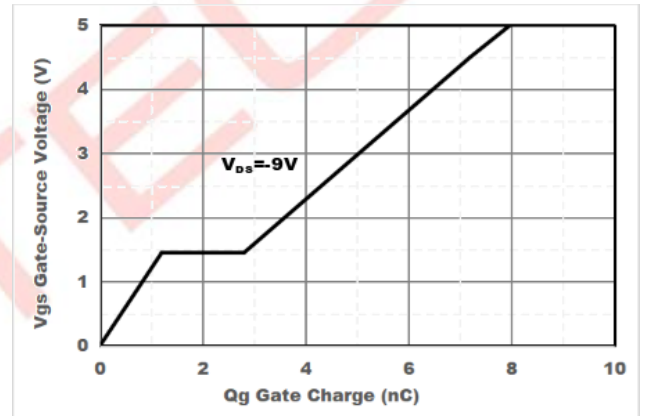


Figure4. Gate Charge

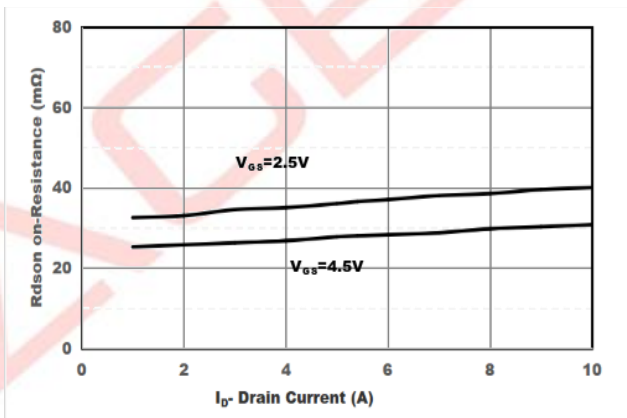


Figure5. Drain-Source on Resistance

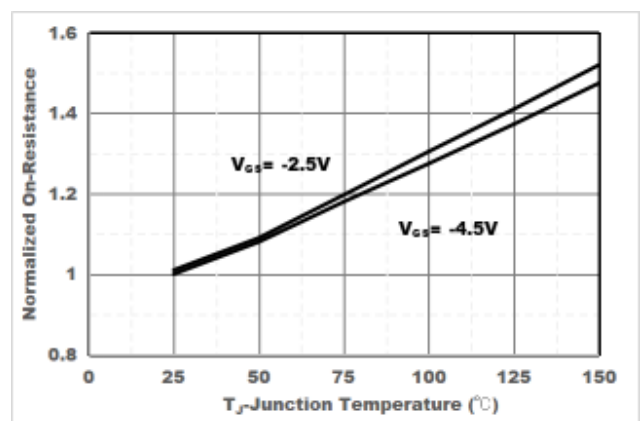


Figure6. Drain-Source on Resistance

ATM2305PSA

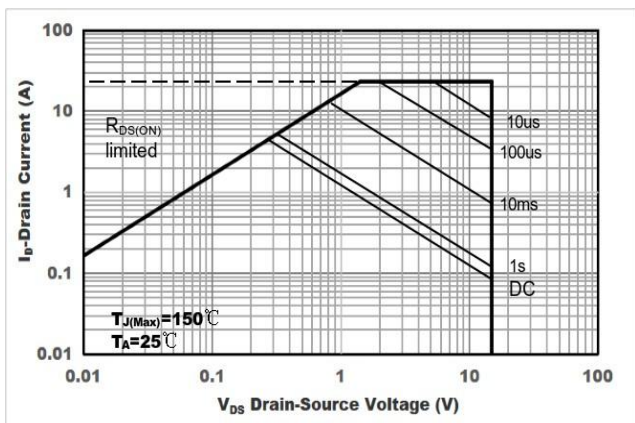


Figure7. Safe Operation Area

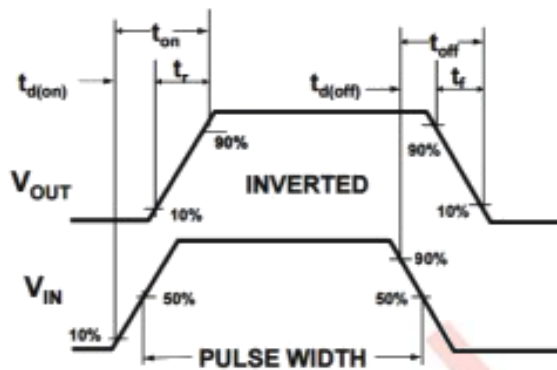
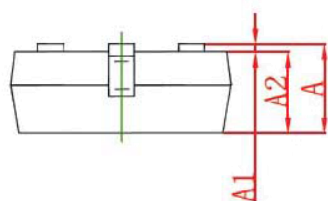
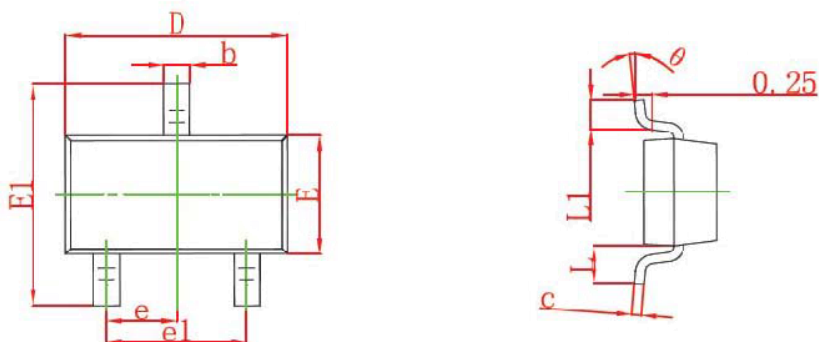


Figure8. Switching wave

ATM2305PSA

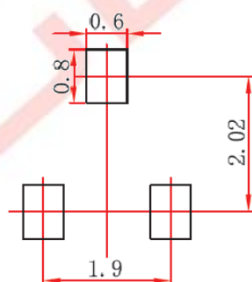
Package Outline

SOT-23



Symbol	Dimensions in Millimeters		Dimensions in Inches	
	Min	Max	Min	Max
A	0.900	1.150	0.035	0.045
A1	0.000	0.100	0.000	0.004
A2	0.900	1.050	0.035	0.041
b	0.300	0.500	0.012	0.020
c	0.080	0.150	0.003	0.006
D	2.800	3.000	0.110	0.118
E	1.200	1.400	0.047	0.055
E1	2.250	2.550	0.089	0.100
e	0.950 TYP		0.037 TYP	
e1	1.800	2.000	0.071	0.079
L	0.550 REF		0.022 REF	
L1	0.300	0.500	0.012	0.020
θ	0°	8°	0°	8°

SOT-23 Suggested Pad Layout



Note:

1. Controlling dimension: in millimeters.
2. General tolerance: $\pm 0.05\text{mm}$.
3. The pad layout is for reference purposes only.

X-ON Electronics

Largest Supplier of Electrical and Electronic Components

Click to view similar products for [MOSFET](#) category:

Click to view products by [Agertech](#) manufacturer:

Other Similar products are found below :

[614233C](#) [648584F](#) [IRFD120](#) [IRFF430](#) [JANTX2N5237](#) [2N7000](#) [FCA20N60_F109](#) [FDZ595PZ](#) [AOD464](#) [2SK2267\(Q\)](#) [2SK2545\(Q,T\)](#)
[405094E](#) [423220D](#) [MIC4420CM-TR](#) [VN1206L](#) [614234A](#) [715780A](#) [SSM6J414TU,LF\(T](#) [751625C](#) [BSC884N03MS G](#) [BSF024N03LT3 G](#)
[PSMN4R2-30MLD](#) [TK31J60W5,S1VQ\(O](#) [2SK2614\(TE16L1,Q\)](#) [DMN1017UCP3-7](#) [EFC2J004NUZTDG](#) [FCAB21350L1](#) [P85W28HP2F-](#)
[7071](#) [DMN1053UCP4-7](#) [NTE2384](#) [NTE2969](#) [NTE6400A](#) [DMN2080UCB4-7](#) [DMN61D9UWQ-13](#) [US6M2GTR](#) [DMN31D5UDJ-7](#)
[SSM6P54TU,LF](#) [DMP22D4UFO-7B](#) [IPS60R3K4CEAKMA1](#) [DMN1006UCA6-7](#) [DMN16M9UCA6-7](#) [STF5N65M6](#) [STU5N65M6](#)
[C3M0021120D](#) [DMN13M9UCA6-7](#) [BSS340NWH6327XTSA1](#) [MCM3400A-TP](#) [DMTH10H4M6SPS-13](#) [IRF40SC240ARMA1](#)
[IPS60R1K0PFD7SAKMA1](#)