

MM3Z2V0L THRU MM3Z75L

SILICON PLANAR ZENER DIODES

Power Dissipation: 300mW

Zener Voltage: 2.0V to 75V

FEATURES

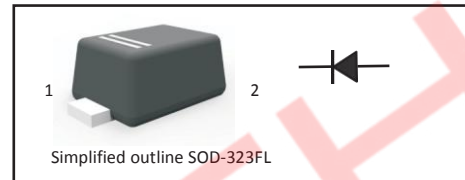
- ◆ Total power dissipation: Max. 300mW.
- ◆ Wide zener reverse voltage range 2.0V to 75V.
- ◆ Small plastic package suitable for surface mounted design.
- ◆ Tolerance approximately $\pm 5\%$

MECHANICAL DATA

- ◆ Case: SOD-323FL
- ◆ Terminals: Solderable per MIL-STD-750, Method 2026
- ◆ Approx. Weight: 4.5mg / 0.00016oz

PINNING

PIN	DESCRIPTION
1	Cathode
2	Anode



Absolute Maximum Ratings And Characteristics ($T_a = 25^\circ\text{C}$)

Parameter	Symbol	Value	Unit
Power Dissipation	P_{tot}	300	mW
Forward Voltage at $I_F = 10\text{ mA}$	V_F	0.9	V
Typical thermal resistance juncting to ambient ⁽¹⁾	$R_{\theta JA}$	417	$^\circ\text{C/W}$
Operating and Storage Temperature Range	T_j, T_{stg}	-55 ~ +150	$^\circ\text{C}$

(1) Thermal resistance from junction to ambient at P.C.B. mounted with 2.0" X 2.0" (5 X 5 cm) copper areas pads.

Fig.1 Maximum Continuous Power Derating

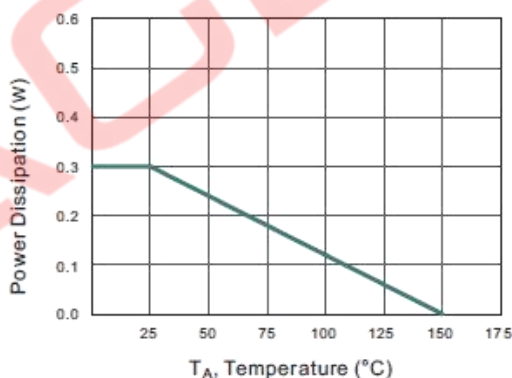
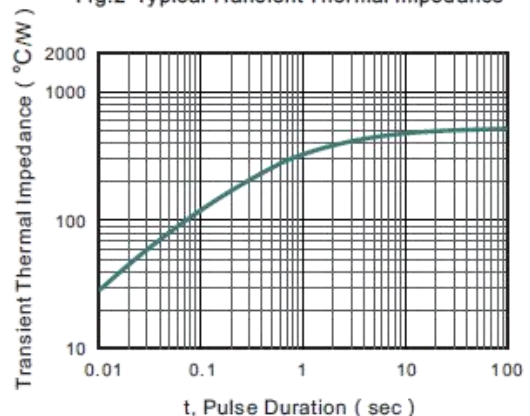


Fig.2 Typical Transient Thermal Impedance



MM3Z2V0L THRU MM3Z75L

Characteristics at Ta = 25°C

Type	Marking	Zener Voltage Range ⁽¹⁾			I _{ZT} (mA)	Dynamic Impedance Z _{ZT} (at I _{ZT}) Max (Ω)	Reverse Current	
		V _{ZT} (at I _{ZT})					I _R Max (μA)	at V _R (V)
		Min (V)	Nom (V)	Max (V)				
MM3Z2V0L	B0	1.8	2.0	2.15	5	100	5	120
MM3Z2V2L	C0	2.08	2.2	2.33	5	100	5	120
MM3Z2V4L	1C	2.28	2.4	2.56	5	100	5	120
MM3Z2V7L	1D	2.5	2.7	2.9	5	110	5	120
MM3Z3V0L	1E	2.8	3.0	3.2	5	120	5	50
MM3Z3V3L	1F	3.1	3.3	3.5	5	130	5	20
MM3Z3V6L	1H	3.4	3.6	3.8	5	130	5	10
MM3Z3V9L	1J	3.7	3.9	4.1	5	130	5	5
MM3Z4V3L	1K	4	4.3	4.6	5	130	5	5
MM3Z4V7L	1M	4.4	4.7	5	5	130	5	2
MM3Z5V1L	1N	4.8	5.1	5.4	5	130	5	2
MM3Z5V6L	1P	5.2	5.6	6	5	80	5	1
MM3Z6V2L	1R	5.8	6.2	6.6	5	50	5	1
MM3Z6V8L	1X	6.4	6.8	7.2	5	30	5	0.5
MM3Z7V5L	1Y	7	7.5	7.9	5	30	5	0.5
MM3Z8V2L	1Z	7.7	8.2	8.7	5	30	5	0.5
MM3Z9V1L	2A	8.5	9.1	9.6	5	30	5	0.5
MM3Z10L	2B	9.4	10	10.3	5	30	5	0.1
MM3Z11L	2C	10.4	11	11.6	5	30	5	0.1
MM3Z12L	2D	11.4	12	12.7	5	35	5	0.1
MM3Z13L	2E	12.4	13	14.1	5	35	5	0.1
MM3Z15L	2F	13.8	15	15.6	5	40	5	0.1
MM3Z16L	2H	15.3	16	17.1	5	40	5	0.1
MM3Z18L	2J	16.8	18	19.1	5	45	5	0.1
MM3Z20L	2K	18.8	20	21.2	5	50	5	0.1
MM3Z22L	2M	20.8	22	23.3	5	55	5	0.1
MM3Z24L	2N	22.8	24	25.6	5	60	5	0.1
MM3Z27L	2P	25.1	27	28.9	5	70	2	0.1
MM3Z30L	2R	28	30	32	5	80	2	0.1
MM3Z33L	2X	31	33	35	5	80	2	0.1
MM3Z36L	2Y	34	36	38	5	90	2	0.1
MM3Z39L	2Z	37	39	41	2.5	100	2	2
MM3Z43L	3A	40	43	46	2.5	130	2	2
MM3Z47L	3B	44	47	50	2.5	150	2	2
MM3Z51L	3C	48	51	54	2.5	180	2	1
MM3Z56L	3D	52	56	60	2.5	180	2	1
MM3Z62L	3E	58	62	66	2.5	200	2	0.2
MM3Z68L	3F	64	68	72	2.5	250	2	0.2
MM3Z75L	3H	70	75	79	2.5	300	2	0.2

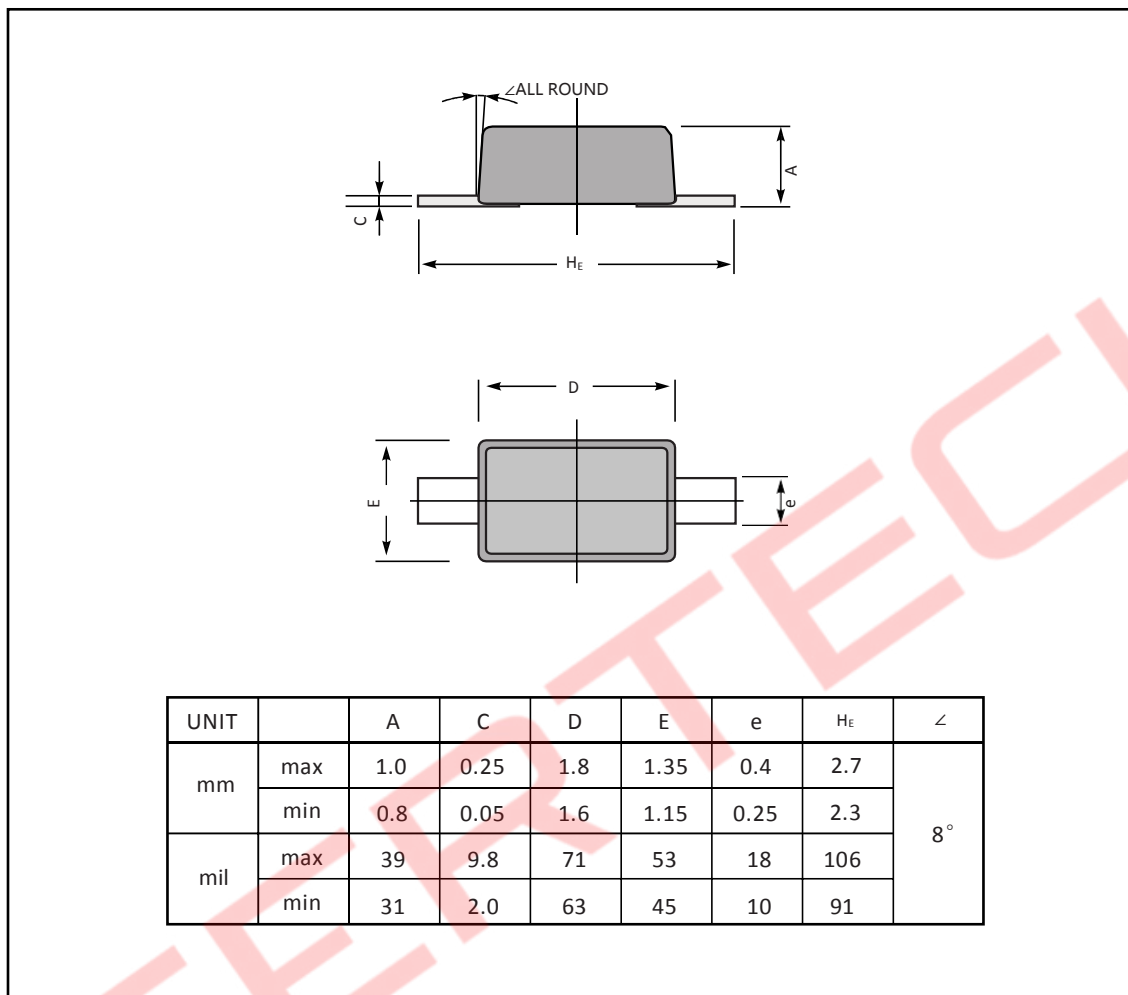
(1)VZT is tested with pulses (20 ms)

(2)ZZT is measured at IZ by given a very small A.C. current signal.

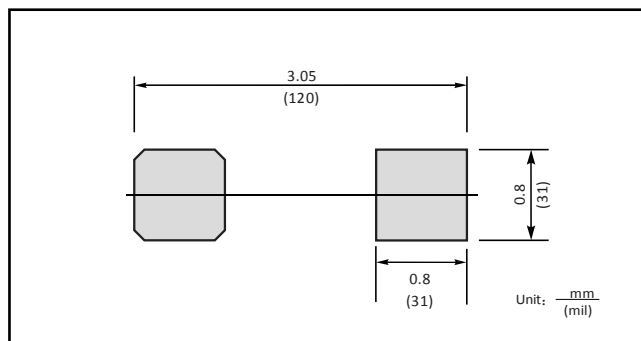
MM3Z2V0L THRU MM3Z75L

Package Outline

SOD-323FL



The recommended mounting pad size



X-ON Electronics

Largest Supplier of Electrical and Electronic Components

Click to view similar products for [Zener Diodes](#) category:

Click to view products by [Agertech](#) manufacturer:

Other Similar products are found below :

[RKZ13B2KG#P1](#) [DL5234B](#) [EDZTE6113B](#) [1N4682](#) [1N4691](#) [1N4693](#) [1N4732A](#) [1N4736A](#) [1N4750A](#) [1N4759ARL](#) [1N5241B](#) [1N5365B](#)
[1N5369B](#) [1N747A](#) [1N959B](#) [1N964B](#) [1N966B](#) [1N968B](#) [1N972B](#) [NTE5121A](#) [NTE5147A](#) [NTE5152A](#) [NTE5155A](#) [NTE5164A](#)
[JANS1N4974US](#) [1N4692](#) [1N4700](#) [1N4702](#) [1N4704](#) [1N4711](#) [1N4714](#) [1N4737A](#) [1N4745ARL](#) [1N4752A](#) [1N4752ARL](#) [1N4760ARL](#)
[1N5221B](#) [1N5236B](#) [1N5241BTR](#) [1N5242BTR](#) [1N5350B](#) [1N5352B](#) [1N961BRR1](#) [1N964BRL](#) [RKZ5.1BKU#P6](#) [3SMAJ5946B-TP](#)
[3SMAJ5950B-TP](#) [3SMBJ5925B-TP](#) [441774C](#) [BZX84C3V9](#)