

SS32AT THRU SS320AT

SURFACE MOUNT SCHOTTKY BARRIER RECTIFIERS

Forward Current-3.0A

Reverse Voltage-20V to 200V

FEATURES

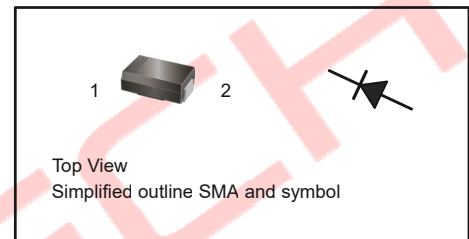
- ◆ For surface mount applications
- ◆ High forward surge current capability
- ◆ Low power loss,high efficiency
- ◆ Metal silicon junction,majority carriers conduction

MECHANICAL DATA

- ◆ Case: SMA molded plastic body
- ◆ Terminals: Solderable per MIL-STD-750 , Method 2026
- ◆ Weight: Approximated 0.06 grams

PINNING

| PIN | DESCRIPTION |
|-----|-------------|
| 1 | Cathode |
| 2 | Anode |



MAXIMUM RATINGS AND ELECTRICAL CHARACTERISTICS

Ratings at 25°C ambient temperature unless otherwise specified.

Single phase half-wave 60 Hz, resistive or inductive load, for capacitive load current derating by 20 %.

| PARAMETER | SYMBOL | SS32AT | SS34AT | SS34AAT | SS36AT | SS38AT | SS310AT | SS312AT | SS315AT | SS320AT | UNIT |
|--|-----------------|-------------|--------|---------|--------|----------|---------|---------|---------|---------|--------------------|
| Maximum Repetitive Peak Reverse Voltage | V_{RRM} | 20 | 40 | 45 | 60 | 80 | 100 | 120 | 150 | 200 | V |
| Maximum RMS Voltage | V_{RMS} | 14 | 28 | 31.5 | 42 | 56 | 70 | 84 | 105 | 140 | V |
| Maximum DC Blocking Voltage | V_{DC} | 20 | 40 | 45 | 60 | 80 | 100 | 120 | 150 | 200 | V |
| Maximum Average Forward Rectified Current at $T_C=75^\circ\text{C}$ | $I_{F(AV)}$ | 3.0 | | | | | | | | | A |
| Peak Forward Surge Current (Note1) | I_{FSM} | 80 | | | | | 70 | | | | A |
| Maximum Forward Voltage at 3.0 A | V_F | 0.55 | 0.70 | | | 0.85 | | 0.95 | | V | |
| Maximum DC Reverse Current at Rated DC Blocking Voltage at $T_A=25^\circ\text{C}$ $T_A=100^\circ\text{C}$ | I_R | 0.5 5 | | | | 0.3 3 | | | | mA | |
| Typical Junction Capacitance (Note2) | C_J | 450 | | | | 400 | | | | pF | |
| Typical Thermal Resistance (Note3) | $R_{\theta JA}$ | 70 | | | | | | | | | $^\circ\text{C/W}$ |
| Operating and Storage Temperature Range | T_J, T_{STG} | -55 to +150 | | | | | | | | | $^\circ\text{C}$ |

Notes: 1. Measured at 8.3 ms single half sine wave superimposed on rated load (JEDEC Method).

2. Measured at 1MHz and applied reverse voltage of 4 V D.C.

3. P.C.B. mounted with 2.0" X 2.0" (5 X 5 cm) copper pad areas.

SS32AT THRU SS320AT

RATINGS AND CHARACTERISTIC CURVES

Fig.1 Forward Current Derating Curve

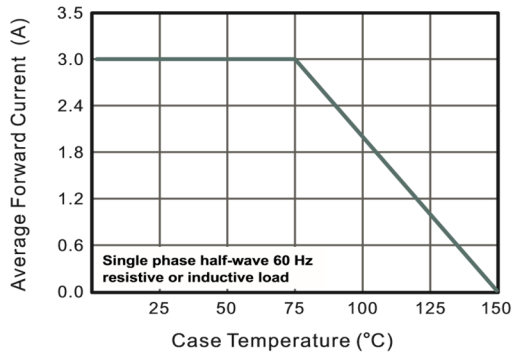


Fig.2 Typical Reverse Characteristics

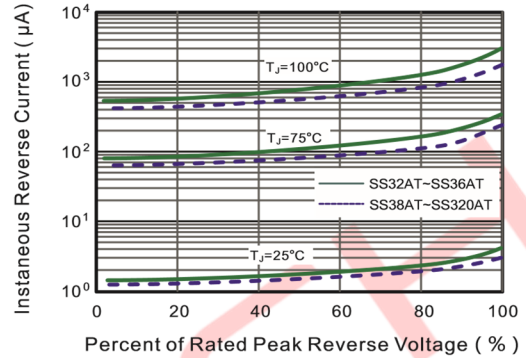


Fig.3 Typical Forward Characteristics

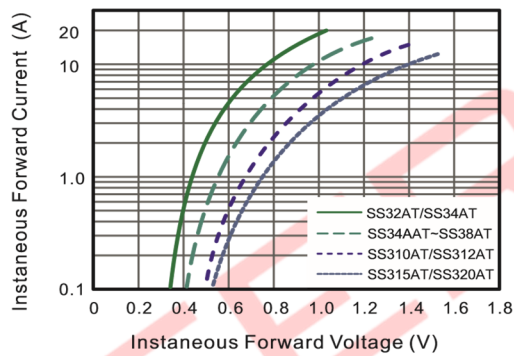


Fig.4 Typical Junction Capacitance

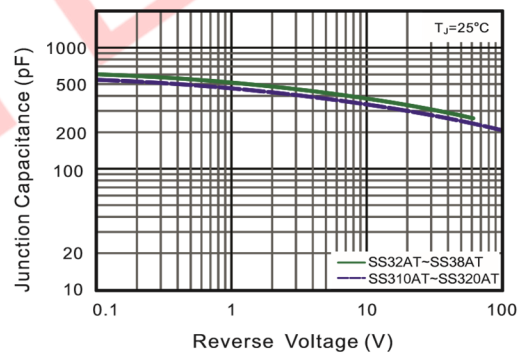


Fig.5 Maximum Non-Repetitive Peak Forward Surge Current

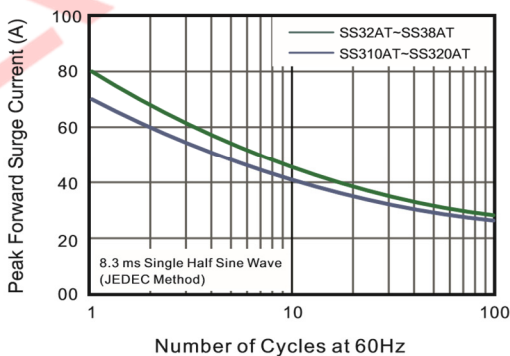
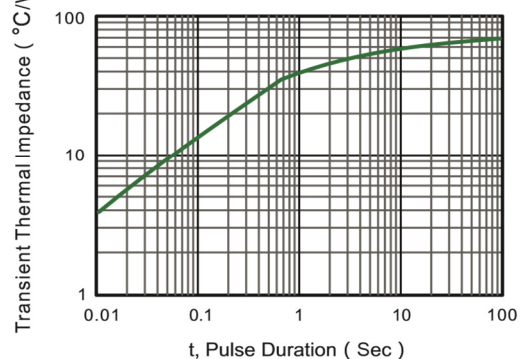


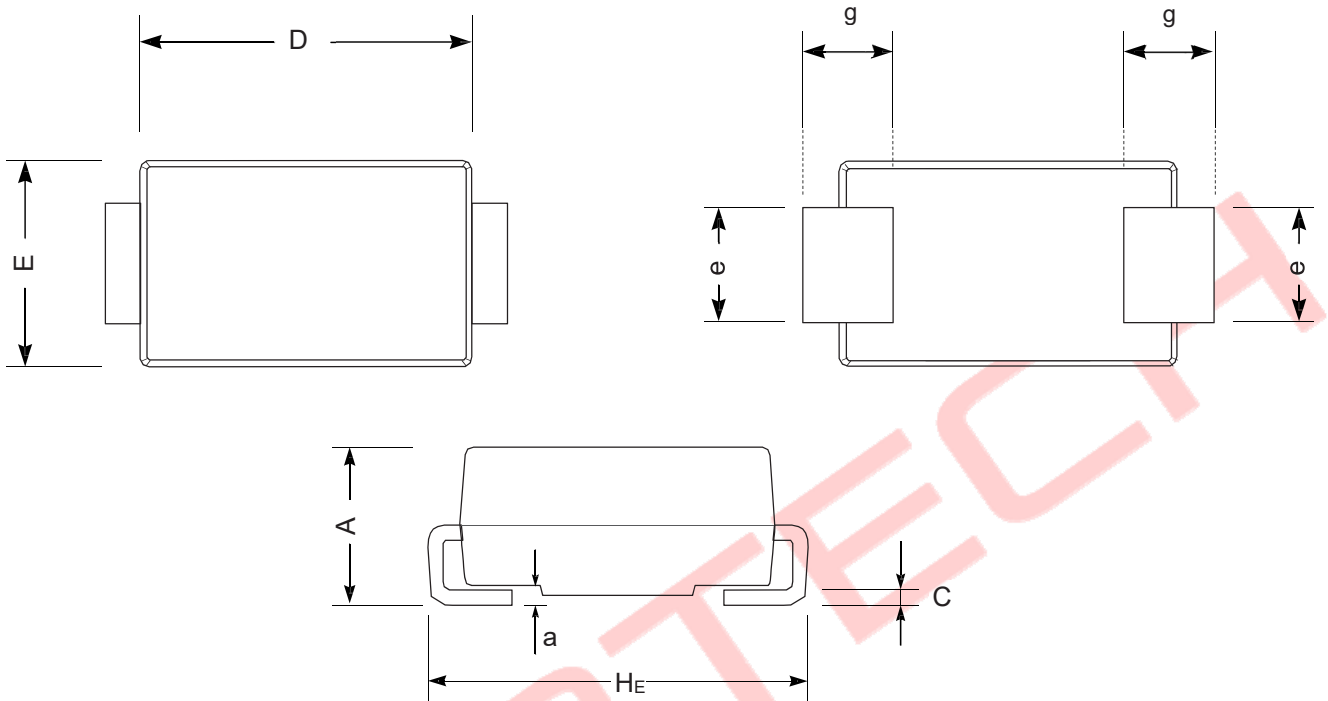
Fig.5- Typical Transient Thermal Impedance



SS32AT THRU SS320AT

PACKAGE OUTLINE

SMA



| UNIT | | A | D | E | HE | C | e | g | a |
|------|-----|-----|-----|-----|-----|------|-----|-----|-----|
| mm | max | 2.2 | 4.5 | 2.7 | 5.2 | 0.31 | 1.6 | 1.5 | 0.3 |
| | min | 1.9 | 4.0 | 2.3 | 4.7 | 0.15 | 1.3 | 0.9 | |
| mil | max | 87 | 181 | 106 | 205 | 12 | 63 | 59 | 12 |
| | min | 75 | 157 | 91 | 185 | 6 | 51 | 35 | |

ORDERING INFORMATION

| Device | Package | Shipping |
|---------------------|---------|--------------------------------|
| SS32AT thru SS320AT | SMA | 5,000/ Tape & Reel (13 inches) |

X-ON Electronics

Largest Supplier of Electrical and Electronic Components

Click to view similar products for [Schottky Diodes & Rectifiers](#) category:

Click to view products by [Agertech](#) manufacturer:

Other Similar products are found below :

[MA4E2039](#) [MA4E2508M-1112](#) [MBR10100CT-BP](#) [MBR1545CT](#) [MMBD301M3T5G](#) [GS1JE-TP](#) [RB160M-50TR](#) [BAS 3010S-02LRH E6327](#)
[BAT 54-02LRH E6327](#) [NSR05F40QNXT5G](#) [NSVR05F40NXT5G](#) [NTE555](#) [JANS1N6640](#) [SB07-03C-TB-H](#) [SBS818-TL-E](#) [SK310-T](#)
[SK33A-TP](#) [SK34B-TP](#) [SS3003CH-TL-E](#) [PDS3100Q-7](#) [GA01SHT18](#) [CRS10I30A\(TE85L,QM](#) [MA4E2501L-1290](#) [MBRB30H30CT-1G](#)
[DMJ3940-000](#) [SB007-03C-TB-E](#) [SK32A-TP](#) [SK33B-TP](#) [SK35A-TP](#) [SK38B-LTP](#) [SK38B-TP](#) [NRVBM120LT1G](#) [NTE505](#)
[NTSB30U100CT-1G](#) [SS0503SH-TL-E](#) [VS-6CWQ10FNHM3](#) [CRG04\(T5L,TEMQ\)](#) [ACDBA1100LR-HF](#) [ACDBA1200-HF](#) [ACDBA2100-HF](#)
[ACDBA240-HF](#) [ACDBA3100-HF](#) [CDBQC0530L-HF](#) [ACDBA260LR-HF](#) [ACDBA1100-HF](#) [MA4E2502L-1246](#) [10BQ060-M3/5BT](#)
[NRVB130LSFT1G](#) [CRS08TE85LQM](#) [PMAD1108-LF](#)