

General Description

The AGM20P16AS combines advanced trench MOSFET technology with a low resistance package to provide extremely low $R_{DS(ON)}$.

This device is ideal for load switch and battery protection applications.

Features

- Advance high cell density Trench technology
- Low $R_{DS(ON)}$ to minimize conductive loss
- Low Gate Charge for fast switching
- Low Thermal resistance
- 100% Avalanche tested
- 100% DVDS tested

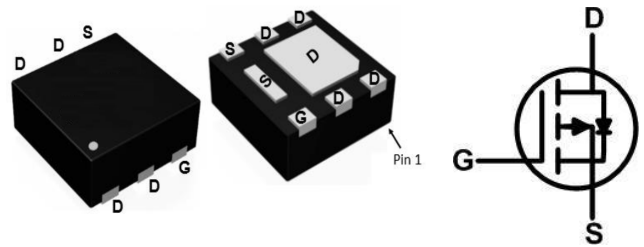
Application

- MB/VGA Vcore
- SMPS 2nd Synchronous Rectifier
- POL application
- BLDC Motor driver

Product Summary

BVDSS	RDSON	ID
-20V	12mΩ	-6.5A

DFN2*2 Pin Configuration



Package Marking and Ordering Information

Device Marking	Device	Device Package	Reel Size	Tape width	Quantity
AGM20P16	AGM20P16AS	DFN2*2	178mm	8mm	3000

Table 1. Absolute Maximum Ratings (TA=25°C)

Symbol	Parameter	Value	Unit
VDS	Drain-Source Voltage (VGS=0V)	-20	V
VGS	Gate-Source Voltage (VDS=0V)	±12	V
ID	Drain Current-Continuous(TA=25°C) (Note 1)	-6.5	A
	Drain Current-Continuous(TA=70°C)	-4.0	A
IDM (pulse)	Drain Current-Continuous@ Current-Pulsed (Note 2)	-26	A
PD	Maximum Power Dissipation(TA=25°C)	1.7	w
	Maximum Power Dissipation(TA=70°C)	1.08	w
EAS	Avalanche energy (Note 3)	25	mJ
TJ,TSTG	Operating Junction and Storage Temperature Range	-55 To 150	°C

Table 2. Thermal Characteristic

Symbol	Parameter	Typ	Max	Unit
RθJA	Thermal Resistance Junction-ambient (Steady State) ¹	---	74	°C/W

Table 3. Electrical Characteristics (TA=25°C unless otherwise noted)

Symbol	Parameter	Conditions	Min	Typ	Max	Unit
On/Off States						
BVDSS	Drain-Source Breakdown Voltage	VGS=0V ID=-250μA	-20	--	--	V
IDSS	Zero Gate Voltage Drain Current	VDS=-20V,VGS=0V	--	--	-1	μA
IGSS	Gate-Body Leakage Current	VGS=±12V,VDS=0V	--	--	±100	nA
VGS(th)	Gate Threshold Voltage	VDS=VGS,ID=-250μA	-0.5	-0.7	-1.0	V
gFS	Forward Transconductance	VDS=-10V,ID=-3A	--	10	--	S
RDS(on)	Drain-Source On-State Resistance	VGS=-4.5V, ID=-4.0A	--	12	22	mΩ
		VGS=-2.5V, ID=-3.0A	--	18	33	mΩ
Dynamic Characteristics						
Ciss	Input Capacitance	VDS=-10V,VGS=0V, VDS=0V,f=1.0MHz	--	980	--	pF
Coss	Output Capacitance		--	450	--	pF
Crss	Reverse Transfer Capacitance		--	250	--	Ω
Rg	Gate resistance		--	--	--	--
Switching Times						
td(on)	Turn-on Delay Time	VGS=-10V, VDS=-4.5V, ID=-5.0A,RG=1Ω	--	12	--	nS
tr	Turn-on Rise Time		--	35	--	nS
td(off)	Turn-Off Delay Time		--	30	--	nS
tf	Turn-Off Fall Time		--	10	--	nC
Qg	Total Gate Charge	VGS=-10V, VDS=-4.5V,ID=52.0A	--	7.8	--	nC
Qgs	Gate-Source Charge		--	1.2	--	nC
Qgd	Gate-Drain Charge		--	1.6	--	nC
Source-Drain Diode Characteristics						
ISD	Source-Drain Current(Body Diode)		--	--	-6.5	A
VSD	Forward on Voltage	VGS=0V,IS=-4A	--	--	-1.2	V
trr	Reverse Recovery Time	IF=-4A , di/dt=100A/μs ,TJ=25°C	--	--	--	ns
Qrr	Reverse Recovery Charge		--	--	--	nc

Notes 1.The maximum current rating is package limited.

Notes 2.Repetitive Rating: Pulse width limited by maximum junction temperature

Notes 3.EAS condition: TJ=25°C

Typical Performance Characteristics

Figure 1: Output Characteristics

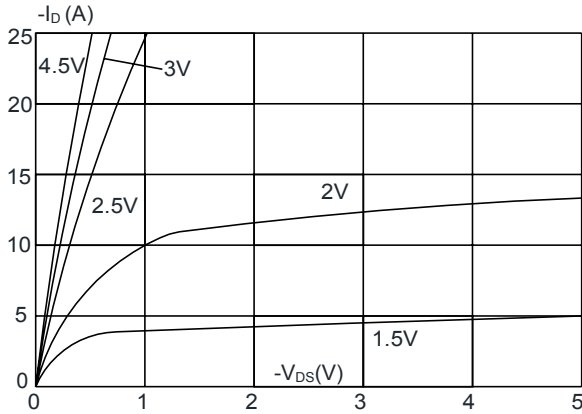


Figure 2: Typical Transfer Characteristics

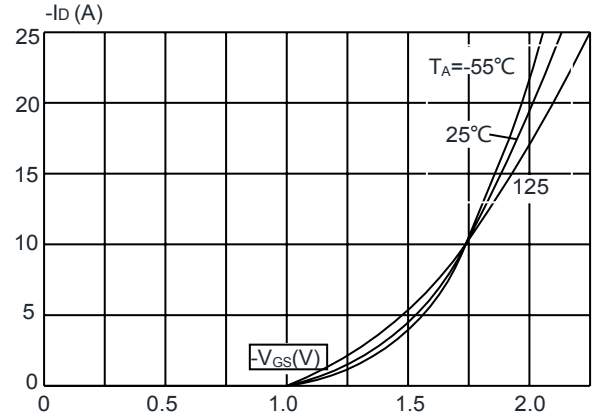


Figure 3: On-resistance vs. Drain Current

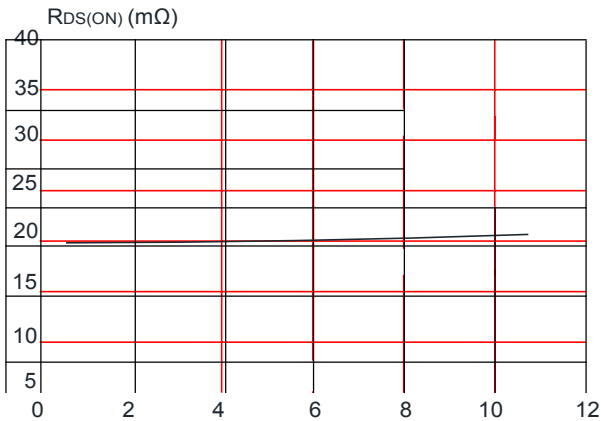


Figure 4: Body Diode Characteristics

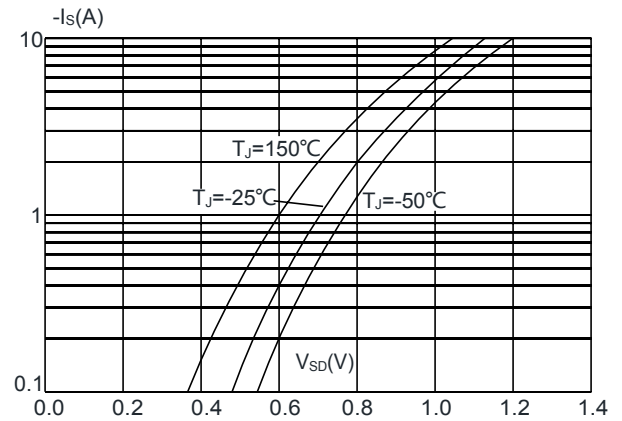


Figure 5: Gate Charge Characteristics

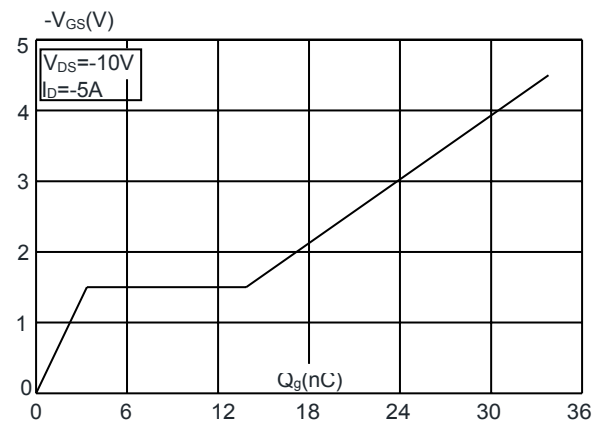


Figure 6: Capacitance Characteristics

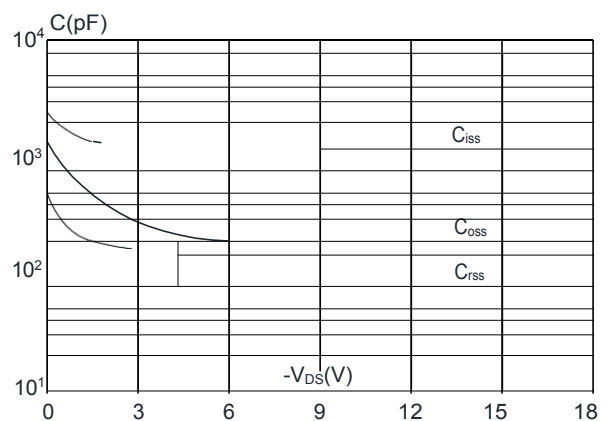


Figure 7: Normalized Breakdown Voltage vs. Junction Temperature

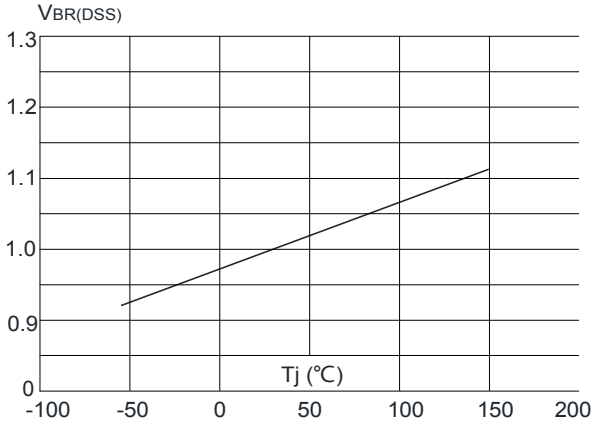


Figure 8: Normalized on Resistance vs. Junction Temperature

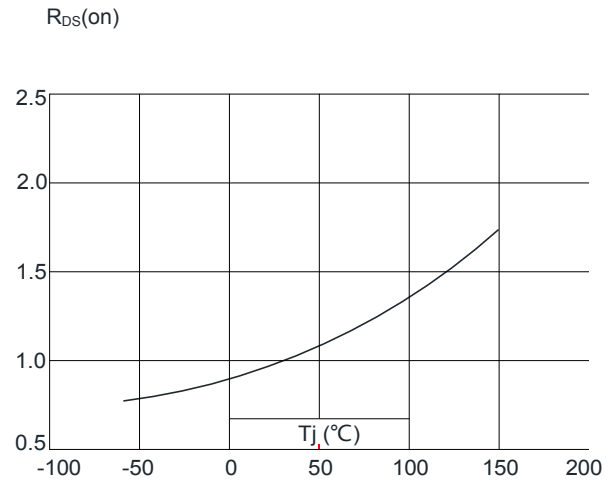


Figure 9: Maximum Safe Operating Area

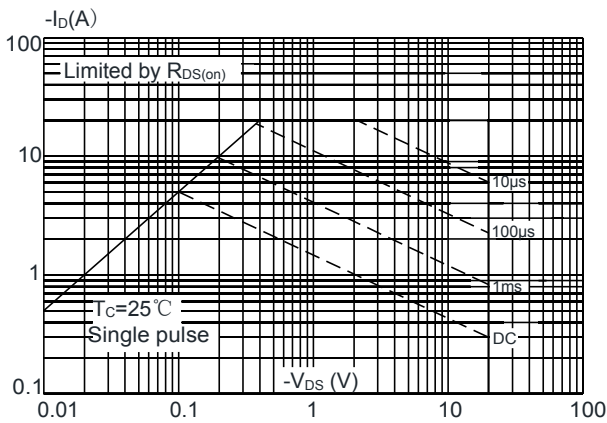


Figure 10: Maximum Continuous Drain Current vs. Case Temperature

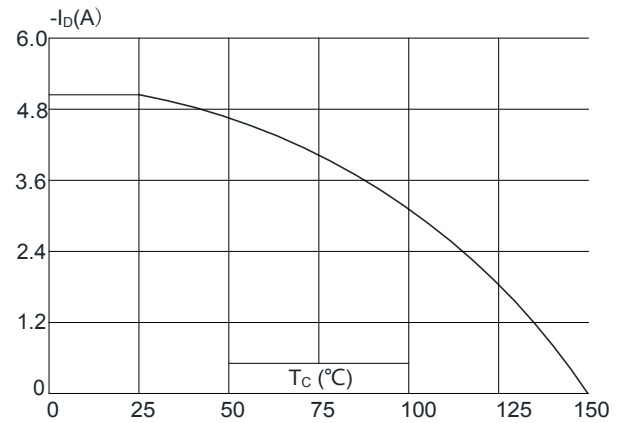
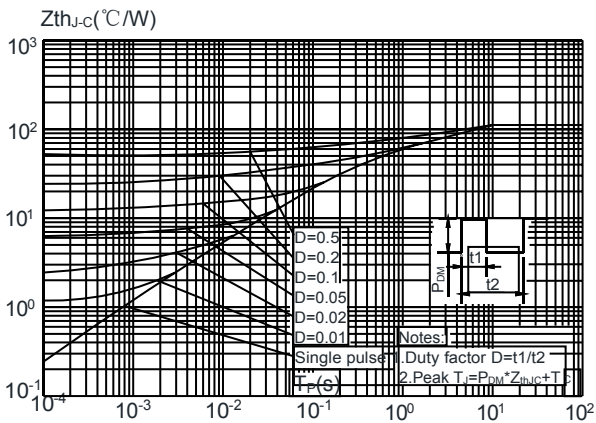
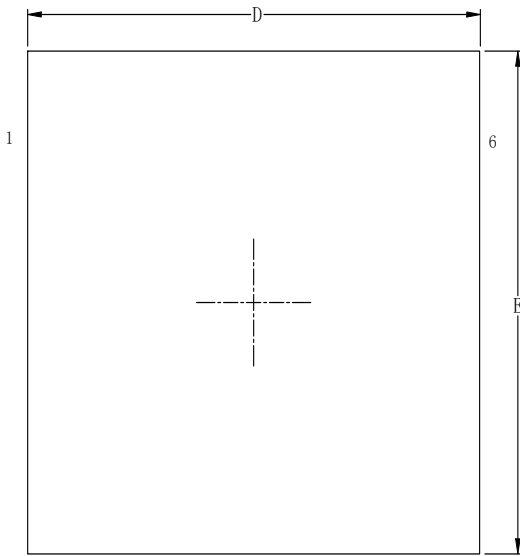


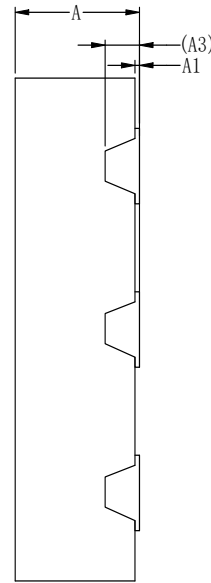
Figure.11: Maximum Effective Transient Thermal Impedance, Junction-to-Case



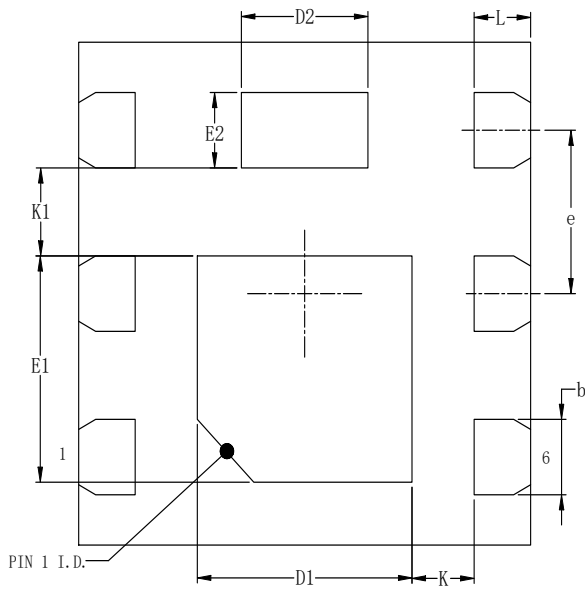
DFN2*2
PACKAGE OUTLINE DIMENSIONS



TOP VIEW
[顶视图]



SIDE VIEW
[侧视图]



BOTTOM VIEW
[背视图]

	SYMBOL	MIN	NOM	MAX	
TOTAL THICKNESS	A	0.5	0.55	0.6	
STAND OFF	A1	0	0.02	0.05	
L/F THICKNESS	A3	0.152 REF			
LEAD WIDTH	b	0.25	0.3	0.35	
BODY SIZE	X	D	1.9	2	2.1
	Y	E	1.9	2	2.1
LEAD PITCH	e	0.65 BSC			
EP SIZE	X	D1	0.85	0.95	1.05
		D2	0.46	0.56	0.66
	Y	E1	0.8	0.9	1
		E2	0.2	0.3	0.4
LEAD LENGTH	L	0.2	0.25	0.3	
LEAD TIP TO EP EDGE	K	0.275 REF			
EP EDGE TO EP EDGE	K1	0.35 REF			


Disclaimer:

The information provided in this document is believed to be accurate and reliable. however, Shenzhen Core Control Electronics Technology Co., Ltd. does not assume any responsibility for the following consequences. Do not consider the use of such information or use beyond its scope.

The information mentioned in this document may be changed at any time without notice.

The products and information provided in this document do not infringe patents. Shenzhen Core Control Electronics Technology Co., Ltd. assumes no responsibility for any infringement of any other rights of third parties. The result of using such products and information.

This document is the first version issued on July 10th, 2023. This document replaces all previously provided information.

 It is a registered trademark of Shenzhen Core Control Electronics Technology Co., Ltd.

Copyright © 2017 Shenzhen Core Control Electronics Technology Co., Ltd. all rights reserved.

X-ON Electronics

Largest Supplier of Electrical and Electronic Components

Click to view similar products for [MOSFET](#) category:

Click to view products by [AGM-Semi](#) manufacturer:

Other Similar products are found below :

[IRFD120](#) [JANTX2N5237](#) [BUK455-60A/B](#) [MIC4420CM-TR](#) [VN1206L](#) [NDP4060](#) [SI4482DY](#) [IPS70R2K0CEAKMA1](#) [SQD23N06-31L-GE3](#)
[TK16J60W,S1VQ\(O](#) [2SK2614\(TE16L1,Q\)](#) [DMN1017UCP3-7](#) [DMN1053UCP4-7](#) [SQJ469EP-T1-GE3](#) [NTE2384](#) [DMC2700UDMQ-7](#)
[DMN2080UCB4-7](#) [DMN61D9UWQ-13](#) [US6M2GTR](#) [DMN31D5UDJ-7](#) [DMP22D4UFO-7B](#) [DMN1006UCA6-7](#) [DMN16M9UCA6-7](#)
[STF5N65M6](#) [IRF40H233XTMA1](#) [STU5N65M6](#) [DMN6022SSD-13](#) [DMN13M9UCA6-7](#) [DMTH10H4M6SPS-13](#) [DMN2990UFB-7B](#)
[IPB80P04P405ATMA2](#) [2N7002W-G](#) [MCAC30N06Y-TP](#) [MCQ7328-TP](#) [BXP7N65D](#) [BXP4N65F](#) [AOL1454G](#) [WMJ80N60C4](#) [BXP2N20L](#)
[BXP2N65D](#) [BXT1150N10J](#) [BXT1700P06M](#) [TSM60NB380CP](#) [ROG](#) [RQ7L055BGTCR](#) [DMNH15H110SK3-13](#) [SLF10N65ABV2](#)
[BSO203SP](#) [BSO211P](#) [IPA60R230P6](#) [IPA60R460CE](#)